


# The Australian **COMMODORE & AMIGA** *Review*

## **Aladdin 4D**

**Animation without the wait.**



**PageStream 3.0 - What's New? • Animworks  
Solving Those Disk Swapping Blues • Games**

# AMIGA 1200

## THE BEST OF ALL WORLDS



### USING AMIGAS

Amigas let you decide how you use them. You can use the point and click system, which we call Workbench, or you can type commands on the keyboard as on MS-DOS computers. Most people prefer Workbench, it is easy to learn and great fun to customise. With Workbench you move the pointer around the screen with the mouse and click on little pictures called icons, these represent functions you want your Amiga to do.

All Amigas can run several programs at once: so you can print a letter, sort names and address lists, listen to some music and play with a paint program all at the same time.

You can also exchange data with MS-DOS machines simply by putting the disk in the drive. Workbench will even give you an icon to make things easier.

Most Amiga programs use a universal file format called IFF. This allows one program to use another's data, for example, a Word Processor can use a picture created in a drawing program.



Even the software you buy for your Amiga will be easy to use and great value for money, just like the computer itself.



### AMIGA SPECIALITIES

The Amiga is a great tool for work and pleasure but it excels at:


- Anything to do with graphics or video. Being video compatible means that the picture can be displayed on a T.V. or recorded on video. Having a graphics co-processor makes the action fast, whether you are reading through a large report or playing a super-action game.



- Built in digital stereo sound on the Amiga gives you concert quality reproduction. With an inexpensive add-on you can even digitise your own audio and then experiment with it on the screen.



- With the addition of optional emulators, the Amiga can also run MS-DOS \* or Macintosh \* software - giving you the best of all worlds.

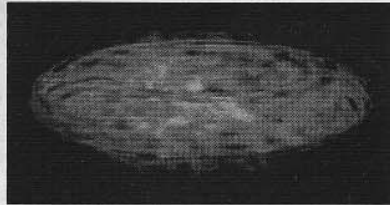


 **Commodore**

For a supplier near you call (008) 805 067 (outside Sydney metro area) or (02) 428 7666.

## 3D Animation with Aladdin

18

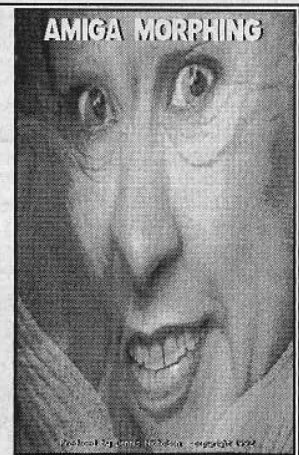


Easy for beginners, Aladdin gives good end results without the long waiting usual with this type of program

## The Animation Workshop

26

The answer to every Amiga animator's dream - Cut, Splice, Scale, Delay in a mouse click



## 14 New Releases for World of Commodore

## 22 How to Beat those Disk Swapping Blues

ENTERTAINMENT

**65 That's Entertainment**  
- News, hints & tips, letters, Hall of Fame

**68 Game Reviews**  
- KGB, Fate - Gates of Dawn, Darkseed, Civilisation



**74 King's Quest**  
- Full solution - Part 1

**76 Adventurers' Realm**  
- Hints & Tips, Trading Post, Problems, Clever Contacts, The Dungeon

### Regulars

- 4 Ram Rumbles
- 6 Notepad
- 31 Deluxe Paint Tutorial  
- Animating in (apparent) 3D
- 36 Amos Column  
- Interview with Francois Lionet
- 42 Andy's Attic - Exploring WB2
- 45 You Can CanDo  
- Your own Directory Utilities Part 2
- 48 Education Column  
- World Construction Set
- 52 Down the Opal Mine -  
- Using the Alpha channel
- 54 C64 Column  
- Which 128 WP, For Sale
- 56 Hot PD - Latest Public Domain

21 Darley Road, Randwick NSW 2031

Ph: (02) 398 5111 Fax: (02) 398 5322

Published by: Saturday Magazine PTY. LTD.

Distributed by: NETWORK Distribution

Printed by: Ian Liddell Pty. Ltd.

Editor: Andrew Farrell (02) 879 7455

Fax : (02) 816 4714

Production: Brenda Powell

Layout: Tina Goins

Subscriptions / Back Issues:

Darrien Perry (02) 398 5111

Entertainment Editor: Phil Campbell

Advertising: Ken Longshaw

(02) 817 2509 Mobile 018 230 912

### Advertiser's Index

Allens	33	Commodore	G-Soft	8	Power Peripherals		
Amadeus Computer	29	IFC, IBC, 70, 71	HC Software	64		3, 5, 7, 9, 51, 63	
Amitech	40, 41	Computer Man	Hargware	58	Prime Artifax	60, 61	
AmigaP/D Ctr	57	Computa Magic	Logico	13	Quadrant	59	
Amiganuts	64	Computer Outpost	Megadisc	53	Rod Irving	57	
BitMaster	57	Gary Dellar	MVB	10, 11	Scarlet	57	
Brunswick	57	Desktop Utilities	OpalVision	17	Sigmacom	34, 35	
CPA	25	Don Quixote	Pactronics	4	Solutions Rendered	37	
Clip Art Collection	57	Egghead	Parcom	64	TupSoft	12	
Code One	55	Electronic Design	OBC	57	Unitech Electronics	15	
Colour Comp Sys	50	Fonhof	58	Phoenix	47	Wall Street Video	59

# Amiga Peripherals at Perfect Prices

## SPECIAL Diskettes

3.5" DSDD cheap ..... \$6.99

Amiga 2000 2.05	\$799
Amiga A600 New	\$595
Amiga A600=HD=40Meg	\$799
Amiga 4000/30	No one
Amiga 4000/40	beats us
Amiga 1200/HD/40/84	CALL
Optical mouse	\$69.95
Amiga Mouse	\$29.95
Trackball	\$49.95
Stereo sound sampler	\$69
Gigamem Virtual Memory	\$99

### Memory Expansion

A500 512K w/switch & batt.	\$55
2Meg A500/0 plus clock/0	\$125
4Meg A500/0 and clock/0	\$139
A600 1Meg with clock	\$115
8Meg A2000/2Meg pop.	\$379
Blizzard Turbo Memory Board	\$379
Microbotics MBX 1200/0	\$329

### New this month - CALL

Hand scanner with OCR	
DKB A1200 Co-Processor + Sim slots	
The Clock	
1.44 Drive	
ICD Viper 1230/40 or 50MHz	
Accelerator/DMA/High speed memory	

### GVP Products

Video Director	\$249
GLock with Scala	\$899
GVP A500/52 80 Meg	\$799
GVP A500/120/0	\$1099
GVP A2000/HC8 120Meg	\$999
GVP 2000 HC8/ 80 Meg	\$649

### Hard Drives - Specials

A600/A1200 - 80 Mb	\$549
A600/A1200 - 127 Mb	\$799
SCSI 52 Mb	\$385
84 Mb	\$449
127 Mb	\$499
170 Mb	\$599
240 Mb	\$699
G-Force 25MHz/68882/1Mb	\$979
G-Force 40MHz/68882/4Mb	\$1599
CD Rom System A2000	\$749

### Cheap Software

<u>Word Processors</u>	
Final Copy II	\$127
Soft Faces fonts 1/2/3/4	\$90
Proper Grammar II	\$75
Electric Thesaurus	\$45
Excellence! v3.0	CALL
ProWrite 3.3	\$95
QuickWrite	\$48
Flow	\$95
<u>Desktop Publishing</u>	
Pagestream v2.0	\$275
Art Expression	\$225
Pagestream HotLinks addition	\$139
Pagestream HotLinks 1.1	\$69
Professional Page v3	\$165
Professional Page v4	\$225
Professional Draw v3	\$192

### Database

Superbase Pro 4 v1.2	\$289
<u>Image Processing/Graphics</u>	
Art Dept Pro II	\$245
Image FX	\$435
Cinemorph	\$249
Morph Plus	\$249
Image Master Prof.	\$175

### Multimedia

Pro Video Print	\$259
Scala MM 200	\$379
Scala House Titler	\$99
Broadcast Titler 2 Hires	\$365
B. Titler 2 Super Hires	\$429

### Ray Tracing + 3D

Imagine 2.0	\$279
Morphus for Imagine	\$115
Essence for Imagine	\$79
Mapmaster for Imaging	\$69
Aladdin 4D	CALL
Real 3D Classic	\$279
Imagine Companion	\$35
<u>Chips for Sale</u>	
DOS 2.05 chip ..	\$60
1Meg Fat Agnus	\$55
2Meg Fat Agnus	\$66
Super Denise	\$45
Gary Chip	\$20
Paula Chip	\$54
CIA 8520	\$25

You never know how low I will go

## Computer Man

P.O. Box E265, Perth 6001

611 Beaufort Street, Mt Lawley, Perth, 6050 WA

09 328 9062 or 018 911 011

## Editorial

Another financial year comes to a grinding halt - and *Professional Calc 2.0* has arrived just in time to calculate my tax return. But there's no time! There is too much news in Amiga land to sift through. But is it truthful? Can the rumours be trusted?



What of the Amiga 5000 with its dual '040 coprocessor and 68060 CPU? If you have not heard this rumour by now,

relax. We've checked out the original document on which the information is based. There can be no doubt it is a fantasy of unlikely and fictitious information compiled to entertain on April Fool's day. The aforementioned document has been doing the rounds ever since. There is no such beast as the Amiga 5000.

Commodore have ceased manufacturing all of the old Amigas. The Amiga 500, 2000 and 3000 have now been completely replaced by the 600, 1200 and 4000. This is a good thing. Progress is the life blood of any good company. No one will argue that the Commodore mothership was starting to fall from orbit. The arrival of the new Amigas was not a moment too soon and early sales indications are that the A1200 is a big winner.

And the best is yet to come. There are strong rumours Commodore are preparing to expand their range of products in two directions. New high end Amigas are in development now. The AAA chip-set as it is currently known boasts more astounding improvements. Expect to see announcements in mid '94 regarding the next generation of power machines.

At the bottom end, Commodore must be feeling the pinch from Sega and Nintendo. But not for much longer. There is increasing reason to believe an Amiga based games console will arrive very soon. When that happens, Commodore should be able to deliver a firm punch to the game market. The sooner the better, I say.

Looking to the future, there are some exciting products surfacing. *Real3D 2.0* has arrived and is set to turn the 3D animation world on end. The power this program offers approaches that available on software costing tens of thousands of dollars on other platforms.

*Pagestream 3.0* sounds absolutely amazing - everything *Quark Express* is and then some. Version 3.0 is a brand new program, not an upgrade. Release is slated for the last half of this year. Other developers have improvements and upgrades planned for existing major products - including top line wordprocessors and paint programs.

With World of Commodore just around the corner, there's going to be lots of new goodies to look at over coming months. So, be sure not to miss an issue - there's bound to be plenty of new gear reviewed every month. We've also tapped into an excellent number of new sources of news for the Amiga - so check out Notepad for all the latest information.

See you at World of Commodore next month!

**Andrew Farrell**

**A. AMIGA®** — THE VIDEOGRAPHER'S VIDEO-MAKING COMPUTER, FOR ANIMATION, GRAPHICS, CHARACTER GENERATION, AUDIO, ETC.

**B. BIRTHDAY** — OR ANY BIG EVENT IN YOUR LIFE

**C. CAMCORDER** — ANY FORMAT, FOR LIVE VIDEO

**D. DECK** — VCR, ANY FORMAT, WITH PRE-RECORDED VIDEO

**S. SOUND** — ANY SOURCE, SEPERATE PRE-RECORDED, OFF VIDEOTAPE OR LIVE LINE INPUT

**G. G-LOCK™ BY GVP** — FOR SIMPLE TITLING OR MIXING IT ALL TOGETHER



- A 500
- A 600
- A 1200
- A 2000
- A 3000
- A 4000



## THE BUILDING BLOCKS OF BETTER VIDEO

### G-Lock™ Makes Your Video Connections With:

- Genlock features for crisp overlays of scrolling, or static titles, graphics over live video and recording to videotape with high quality results.
- Simple, intuitive mouse-driven software control panels. Full ARexx, CLI interfaces and Workbench interfaces.
- Software selection of 2 composite video inputs or 1 Y/C (S-Video) input.
- Software selection or mixing of 2 audio inputs with bass and treble control.
- Software-driven video processing amplifier, (proc amp) offering complete real-time signal processing control, including hue, brightness, saturation and more.
- Software-controlled RGB color splitter compatible with video digitizers like Newtek's Digi-View™.
- Built-in transcoder converts input video to composite, Y/C, RGB or YUV outputs.
- Full ECS/AGA support for full compatibility with new A1200 and A4000 systems!
- Compatible with popular titling software like AmigaVision™, Scala-Multimedia 200™ and Gold Disk's Video Director™.
- Separate versions available for standards around the world. Compatible with NTSC, PAL and SECAM.

### Video: A Cut Above

G-Lock's six video control panels enable you to perform a wide array of special effects on still or motion video including ...

- ▶ Colorizing for unique visual effects.
- ▶ Creating your own "classic" black and white videos using the Colorkill feature
- ▶ Color filter effects.
- ▶ High-quality keying effects with bitplane or chroma keying.
- ▶ Manual or automatic (ARexx triggered) fades and cuts.

### Audio: Sound Designs

G-Lock's dual-input audio panel switches, mixes and shapes sound for effects such as ...

- ▶ Combining stereo channels or separate inputs without a "Y" adaptor.
- ▶ Treble and bass equalization.
- ▶ Plus, add DSS8 or any Amiga created/modified digital audio samples to your final mix!

Professional video processing + audio processing + a powerful but simple interface + creative special effects, make **G-Lock** the cornerstone of your multimedia productions!



# G-LOCK™



1st Floor, 257 Hawthorn Road  
Caulfield North, 3161  
Telephone: (03) 532 8553  
Facsimile: (03) 532 8556

## UPDATE COLUMN

Great news for parents with young children! We now have a range of educational products for the Amiga called ADI JNR. At the moment there are two programs, Counting and Reading. In both cases they are for age groups 5-6 or 6-7 and they are an ideal way to get your child happily playing on the Amiga whilst learning at the same time. The Reading package teaches the child to associate sounds with letters and to recognise harder sounds; reading and spelling of harder words; listening skills; memory and observation skills. The Counting package teaches reading and recognising numbers of things; sorting numbers into right order; painting by numbers; adding and subtracting; pattern matching; observation and memory skills. Children can also use ADI JNR as their guide learning to draw, paint, tell the time, etc. These products have been prepared following extensive research by educationalists and psychologists.

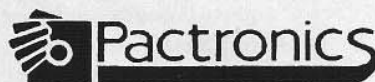
For the AMOS user. Amos Pro Updater V1.2 and the Amos Pro Compiler should be released 24th June. Amos the Creator V1.36 and the Compiler 1.36 are now available as is the Object Modeller which will run under Workbench 2 or Workbench 3. These are available as upgrades. You need to send in \$5 with your name and address asking for the particular package you would like.

### THIS MONTH'S "SPECIALS"

FUN SCHOOL 2 ages 2-6; 6-8; 8+ normally \$29.95	\$20.00
FUN SCHOOL 3 ages 5-7; 7+ normally \$59.95	\$35.00
1Mb RAM EXPANSION FOR A600 normally \$159.00	\$110.00
RODY & MASTICO normally \$39.95	\$25.00
MUGICIAN normally \$59.95	\$40.00

Finally, let me remind you of our great range of Amiga books ranging from "Amiga for Beginners" up to "Advanced System Programming" and just about everything for your computer and software in between. Please ring for list and special book prices on (02) 748 4700.

Pactronics Pty Ltd, 98 Camarvon St, Silverwater, NSW (02) 748 4700



# Ram Rumbles

## Amazing Stories: A600 Survives Plane Crash!

Yes folks, read it and be amazed. The following letter was too good to hold over for one more month. Here follows an amazing story of the fate of an Amiga 600.

"I am writing to inform you of an incident that involved my Amiga 600HD recently. The incident of which I speak, I'm sure you'll agree, will amuse you and is a credit to Commodore.

"While travelling to Perth, from Brisbane, my plane was scheduled to stop over in Melbourne. I was planning to spend three weeks holiday over the Christmas period in sunny Perth, occasionally doing some programming on my Amiga. However it seemed a higher power had other plans. Shortly after landing in Melbourne airport I was paged to the baggage claims office, where I was greeted by a worried looking woman.

"I'm afraid I have some disturbing news," she announced. Before me on a counter lay shreds of luggage, plastic keys and assorted mutilated Christmas presents. Still in confusion and possibly shock-induced denial, I asked the woman what was it that she wanted.

"I am not sure to this day as to the events that led to my computer's destruction but they appear irrelevant when compared with the actual act. The only witness, a baggage handler of impeccable rectitude, explained that although my bag was placed on the luggage trolley it must have dislodged itself along the journey to the terminal. The bag in question was dragged some hundred metres along the ground where it was left defenceless on the perilous tarmac.

"My computer and the contents of the bag, was somehow in direct line with the flight path of an incoming 727. I am unaware as to whether the pilot deliberately

swerved to hit my bag or if it was just a good shot but my leather diary now boasts tyre marks on its cover.

"The airline in question was more than apologetic, swearing that they would compensate me for any loss incurred. I looked at the several parts of my computer that littered the length of the counter and nodded in the affirmative. A small plastic bag contained several keys, the hard drive sat in another with the keyboard and the disk drive looked as though it could fit 5 1/4 inch disks.

"I returned to Perth amused at my fate, it is not everyone who can claim my circumstances. However it was not until several days later did I try to resolve it. The motherboard was cracked where the disk drive had attempted to pass through it and the plastic casing had assumed some form of complex three dimensional abstract form. The hard drive attached rather well but I was unaware as to the effect a large object like a 727 would have on its data, I hazardedly guessed it would be somewhat detrimental.

"I bridged over the cracked tracks with wire, replaced the old disk drive, which now would probably read CD ROMs, with an old external drive, encased the pieces in a perspex case and connected the rubble to the power. The finished product looked like something from *The Time Tunnel* only with less flashing lights.

"When I first saw the Amiga 600HD I was amazed at what this 'keyboard with a CPU' could do. It was perfect for my study, small and compact yet powerful enough to be used to develop serious software on. I am studying computer engineering and this machine is ideal for me.

"I did not in my wildest dreams think that an instrument of this nature could survive such an attempted annihilation. Not only did the hard drive work and recall all my data, but the rest of the machine worked perfectly. I have to buy another internal disk drive, and mount the electronics in a new case but apart from that I still have a working machine.

"I feel this is a credit to Commodore's engineers in designing such a sturdy piece of equipment. Although an extreme example, I am sure this factor is appreciated by anyone who has ever dropped, bumped or fallen asleep on the keyboard. I am saving to buy the A1200 now when it is released."

*Paul Nevin, Esperance WA*

# SCALA

Everybody's talking multimedia revolution.  
Allow us to light the fuse.



A lot of apples were bruised when we first introduced Scala, the professional presentation package. With the new Scala MultiMedia MM200, they will be blown into oblivion!

Let us introduce a few of the features that make Scala MM200 combined with the Amiga the world's most powerful multimedia environment:

## EX Scala EX


A revolutionary new plug & play system, for the integration of laserdisk, still video, MIDI, or CDTV sound in your Scala presentation. Extra EX'es, such as 24 bit graphic support and VCR control are also available.

## Scala Wipes

More than 80 amazing, smooth and professional transitions provide possibilities previously unseen on the Amiga.

## Scala Sound

Enhance your presentations with voice-over, music and special sound effects! Scala offers total control of recording and play-back.



## Scala Shuffler

Instant viewing of your whole presentation! You can see up to 112 pages at one time. Simply shuffle them around with the mouse!

## Scala Snapload

A series of advanced techniques make Scala load and display pictures and animations faster than any other package!

## Scala Buttons

Creating interactive hotspots has never been so easy! Scala MM200 even includes full support of variables.

## Scala LINGUA

The multimedia language Lingua with its close link to ARexx puts the advanced user in total control!

## AnimLab

With this bonus program you can make your animations play up to four times faster!

## The press writes:

"The word multimedia has been battered and misused... Scala on the other hand, know exactly what multimedia is and what to do with it!" *Amiga User International (UK)*

"...the best program in show business." *Amiga Format (UK)*

"Scala MM200 is the kind of software that many serious users simply can't afford to be without." *Amiga Computing (UK)*

## Scala MM200

— for video titling, training, business presentations, interactive use — or any multimedia combination.



For a close look at the market leader in multimedia software, contact your dealer today!



The Scala main menu.



Scroll text by Scala.



The Scala edit menu.



It's a Scala world!



The Scala Shuffler.

The SCALA group:  
Oslo, Copenhagen, London,  
Amsterdam, Stockholm,  
Washington DC.



POWER  
PERIPHERALS PTY LTD

1st Floor, 257 Hawthorn Road, Caulfield North, 3161  
Phone: (03) 532 8553 Fax: (03) 532 8556  
Amiga is a registered trademark of Commodore-Amiga, Inc.

SCALA  
Why make it harder?

# NOTEPAD

## New Super Power Processor

Motorola has been quietly working on a powerful successor to the 68040, the 68060, that will perform in the range of 100 million instructions per second (MIPS), compared with the 29 MIPS of a 68040 with a 33MHz clock rate.

The 68060 employs super-scalar execution, that is, the ability to perform two instructions per clock cycle. Motorola plans volume shipments of a 50MHz 68060 in early 1994, with a 66MHz chip to follow. Motorola skipped development of a 68050 in favour of the more radical 68060 design.

## Imagemaster 9.5 Upgrade!

Black Belt Systems is in the process of releasing a major new upgrade to *Imagemaster*, designated version 9.50.

New features include support for selected Epson flatbed scanner models, standard with the upgrade or release. Includes ES300, ES600 and ES800. (They can provide prewired cables, also). This scanner support is based on the Metadigm "Metascan" product, an integrated version of which is now supplied with *Imagemaster*. (If you own the ASDG scanner driver, you can use that cable with the new driver - or, they have optional cables available for purchase).

**Aspect sense;** determines the exact aspect of the monitor/mode combo simply, easily and in a foolproof manner. Even takes into account any distortions introduced by monitor width/height settings.

**Exact Aspect display mode;** aspect ratio correct display capability. This, in combination with Aspect Sense, allows you to see and work on images exactly as they are intended to appear.

Supports AGA 800x600 for work and render output.

New image and ANIM file format support:

- Reads IFF images from the Amiga ClipBoard device, Writes IFF images to the Amiga ClipBoard device,

- Reads ALL kinds of TIFF image files (in both IBM and Mac formats),

- Writes 24-bit TIFF files,
- Reads *Windows* BMP image files
- Writes *Windows* BMP image files,
- Reads AGA mode ANIM frames
- Generates AGA mode ANIMS,
- Reads frames from Autodesk FLI/FLC Animation files (IBM PC format),
- Writes AutoDesk FLI/FLC animation files
- Reads *MacPaint* files,
- Reads NoteBook files,
- Reads Amiga .info files,
- Reads 12-bit General Electric MRI (Magnetic Resonance Imaging) files,
- Reads PCX files,
- Reads WinImages:morph 24-bit filmstrip files.

## Comic Relief

# NEW VIRUS STRAINS DETECTED

compiled by Lloyd E. Pulley, Sr.

### Politically Correct Virus:

Never calls itself a "virus," but instead refers to itself as an "electronic microorganism." Infected computers immediately stop processing and display "computationally challenged" as an error message.

### Government Economist Virus:

Nothing works, but all your diagnostic software says everything is fine.

### Congressional Virus:

Especially insidious, this virus comes in two versions, each version replacing the other at random intervals.

Under Version 1, the computer locks up, screen splits erratically with a message appearing in each half blaming the other side for the problem. Version 2 runs every program on the hard drive simultaneously, but doesn't allow the user to accomplish anything.

### Federal Bureaucrat Virus:

Divides your hard drive into hun-

dreds of little units, each of which does practically nothing but all of which claim to be the most important part of the computer and therefore requires additional resources. When detected, attempts to invoke Version 2 of the Congressional virus.

### Federal Budget Virus:

Attempts to allocate non-existent resources to hard drive partitions created by the Bureaucrat virus. Upon failing, passes control to the IRS virus which locks up the entire computer and seizes its assets.

### Airline Virus:

You're in Sydney, but your data is in Melbourne.

### Kervorkian Virus:

Helps your computer shut down whenever it wants to.

### Paul Revere Virus:

This revolutionary virus warns you of impending attack — once if by LAN, twice if by C.





**IV24™ 2.0 PRODUCT LAUNCH**



**DO IT YOURSELF KIT**

PHOTO COURTESY OF NASA

# ROCKET SCIENCE MADE SIMPLE

**...HIGH FLIER VERSUS "SOME ASSEMBLY REQUIRED"**

Some 24 bit video boards make you pay your money and take your chances. You take a chance that they'll be up and flying in the future. You take another chance that all the "enhancements" they promised will be around tomorrow. Or that they'll be around tomorrow. Why take any chances when GVP has everything on your countdown list *today*?



### The VIU Advantage:

GVP is serious about video! So IV24's Video Interface Unit gives you more choices for inputting and outputting video signals than any other Amiga® peripheral on the market. Nobody else gives you a VIU splitter, let alone one that does so much. IV24's VIU manages video from computer sources, component tape formats, composite video, even broadcast professional formats—in any combination you can imagine.

### Software Mission Control

- Desktop Darkroom™ • Capture images in Desktop Darkroom or bring stills in from other applications for professional processing and retouching, using filters, special effects and color separation.
- MyLAD™ • Hot-switch between two video sources with 50 packaged video transitions for live action production studio effects.
- Macropaint-IV24™ 2.0 • (New release—Significantly enhanced!) Paint 24 bit graphics from a stunning palette of 16.8 million colors. Then key video over graphics or graphics over video. Access ARexx scripts directly.
- Caligari24™ • IV24's newest software bonus is a complete 3-D modeling/animation/rendering package. Desktop animation's future—on your Amiga today.

- |   |   |
|---|---|
| <b>IV24™</b>  |   |
| Integrated video genlock.....   | ✓ |
| 1.5MB 24-bit, 16.8 M color frame buffer.....  | ✓ |
| Real-time framegrabber/digitizer.....   | ✓ |
| De-interlaced video flicker eliminator.....   | ✓ |
| VIU-S™ with RGB, composite, S-VHS<br>input/outputs.....   | ✓ |
| Optional VIU-CT™ pro-grade component transcoder<br>(Betacam, M-II compatible) input/outputs.....                        | ✓ |
| 2-way moveable, sizeable PIP<br>(picture inpicture) display,<br>(video over application or application over video)..... | ✓ |
| Digital and analog key inputs.....  | ✓ |
| Captured image retouching/processing.....   | ✓ |
| Video switcher transitions.....   | ✓ |
| Real-time 24 bit paint.....   | ✓ |
| Animation/3-D rendering.....  | ✓ |

IV24 is on the launching pad today, awaiting your order for lift off. The decision—how to spend your video future—airborne at full thrusters...or grounded, waiting for parts?

*Distributed In Australia By*

**V2.0 Software with Caligari Broadcast Included \$2399**



**P O W E R**  
PERIPHERALS PTY LTD

1st Floor, 257 Hawthorn Road  
Caulfield North, 3161  
Telephone: (03) 532 8553  
Facsimile: (03) 532 8556

**GSOFT Pty Ltd**  
**(08) 254 2261**

**GSOFT**  
Computer Products

**Good solid advice at reasonable prices  
from 9:00am to 12:00 MIDNIGHT  
7 DAYS a week.**

*We trade at hours that suit YOU*

*Just a selection of what we can help you with:*

AMIBack	\$89	AMIBack Tools	\$79
CanDo V2	\$199	Turboprint Pro	\$119
SuperDJC V2	\$69	ProWrite	\$125
ArtDep Pro	\$310	MorphPlus	\$275
ArtExpression	\$269	PINBALL Dreams	\$79
NEW • IMAGINE OBJECTS DISKS	\$29		
TruePrint 24	\$96	OPAL VISION CALL	
FLOPTICAL Drives (External SCSI)	\$899		

Cost effective durable reliable removable storage  
**TOUCHWINDOWS** - Cost effective Touch  
Screens. Great for Education Applications \$549  
**MEMORY for your A1200 (Clock Included!)**  
Inc 68881, CLOCK, Uses TWO SIMM slots so  
you can upgrade in steps. **From \$379**

(Call for other RAM configurations)

*We also SELL the entire AMIGA range*

*Call us for a competitive price and reliable advice*



**Directory OPUS**

(All New Version)

On Special this month

**\$99**

#### **HOT NEW PRODUCTS**

- VIDI 12 **Unbelievable** \$280
- 14,000 Baud Modems from \$549
- Multi IO Card** - Provides 2 Serial and 2 Parallel Ports (Suits A2000-4000). Works with PARNET
- Deluxe Paint keyboard Overlays! These are great and Australian made only .. **\$19.95**

And don't forget we have the Worlds BEST Audio Sampling and Editing system for the Amiga!

### **AUDIO ENGINEER**

**DROP IN AND HAVE A CHAT WITH US AT  
THIS YEARS WORLD OF COMMODORE**

Call if we can help you with any product. We offer prompt friendly service with honest pricing.

**GSOFT Pty Ltd**  
PO Box 59  
Elizabeth SA 5114  
Phone (08) 254 2261  
Fax (08) 254 2261

Supporting AUSTRALIAN products  
Call us if you have a product to sell!



Many file formats that were previously only available via the F1 key route are now able to be automatically loaded through the simple File I/O method.

Completely revamped CMY+(K) colour separation capabilities for more accurate colour prepress operations. New, faster 256 preset colour AGA display method for good looking preview mode that does not require new palette computation when changes are made to an image.

Completely new palette control area for AGA machines: Attractive new look display; 256 visible, modifiable colours, with individual render tags; Full 18-bit colour space colour cube onscreen at all times; Colour Cube preset, prescan, FG set and BG set; "Painter's Palette" feathering and mixing area; 24-bit accurate colour palette displays; On-screen range manipulation tools; Copy, Exg, Hue-Spread, RGB-Spread, Mirror-Spread, Insert Range; Hue-sort, Value Sort, Undo changes; 640x400 or 800x600 resolutions for palette, fully promotable; CMY, RGB, HSV, HSL and CMYK adjustment modes; Load and Save palettes WITH palette control information; Selected colours have live marques - quick and easy to spot.

Ability to absolutely control palette for rendering images; Any colour or combination of colours: "NOT TO BE USED AT ALL"; Any colour or combination of colours: "USE AS IS"; Any colour or combination of colours: "AUTO PICK BEST COLOR"; Single key "insta-swap" of primary and secondary images. Complete reworked buffer-generating Perspective operation. Brand new compose-level Perspective option. Support for Centaur's Opalvision display board.


New scientific functions: Add a constant, Sub a constant, Div by constant, Mult by constant, Mult by secondary, Div by secondary, Logarithm base N of X, For the scientific users! N raised to X, Raise to power, Root, Arbitrary Profiles, Arbitrary Spectrums (1-D Fast Fourier Transforms), Variance Conversions.

New higher power "Sharpening" function. Sends images directly to GVP's ImageFX software. Includes high quality "Poster Printer" capability.

New AREXX commands: userload - loads new images via the familiar user interface, simpload - loads new images to a non-specific buffer, forcewfront - Brings WB to front no matter the autoactivate state, forcefront - Brings IM to front no matter the autoactivate state, ehlp - Takes IM error numbers and reports error in english, perspect - generates perspective operations.

Small panel re-organizations in many locations for ease of use. Control panels smooth scroll and autorepair AmigaDOS screen positioning bugs. Radial wave now utilizes image's aspect ratio. All I/O requesters now open on Imagemaster screens; this reduces screen flipping and prevents monitor re-syncing stress when running 800x600 in either Imagemaster or another application (including the WorkBench).

Syndesis introduces Mac PICT-format reader and writer (third party).



A 500  
A 600  
A 1200

# EXPAND YOUR HORIZONS

With the world's largest family of GVP productivity-enhancing peripherals for Amiga® 500, 600 and 1200 computers

## INTRODUCING The A1200 SCSI/RAM+™ and A1230 TURBO+™

Take full advantage of the Amiga 1200 with these powerful new additions to the GVP line.

### A1230 TURBO+

Stepped-up payload—down-to-earth price

- 40MHz 68EC030 processor.
- 1MB 32-bit 60ns RAM, incrementally expandable to 32MB.
- FPU socket for optional 40 MHz math coprocessor (for intensive floating-point operations like animation).
- GVP's exclusive Kickstart Remapping Technology copies Kickstart ROM into Fast RAM for accelerated performance.
- Fits in "trap-door" slot for easy installation. Maintains A1200 warranty.

### A1200 SCSI/RAM+

Economical SCSI workstation versatility

- Includes high-speed DMA SCSI Hard Disk Controller. Attach up to 7 other external SCSI peripherals.
- 1MB standard with onboard 32-bit, 60ns, 0 wait-state RAM expansion, (expandable to 8MB).
- FPU socket for optional math coprocessor.

### A530 Turbo™

Turbo-charged A500 Enhancer

- *Amiga World* called it "the best A500 Expansion Box ever." Turbo's 68EC030 40MHz CPU powers your most intensive applications more than 10 times faster, for A3000-surpassing performance.
- High-speed DMA SCSI hard disk controller with internal hard disk.
- Access up to 8MB of 32-bit RAM.
- Unique mini-slot for further expandability
- Instant expandability for up to 7 SCSI devices
- 68882 FPU socket.

### A500-HD8+™

Classic A500 Enhancer

- Value-packed with many A530-Turbo features.
- Up to 8MB fast RAM expansion.
- High-speed DMA SCSI hard disk controller with internal hard disk.
- Instant expandability for up to 7 SCSI devices.
- Unique mini-slot for further expandability.

### GVP/PC286™

A500 PC/286 Emulator

- Fits in the mini-slot of the A530 Turbo or A500HD8+ to emulate a "286-16" PC. MS-DOS/Windows compatible.

- 512K dedicated PC memory + Amiga memory sharing, CGA-VGA mono display emulation, 80C287 FPU socket.

## Great values for the entire Amiga line

### G-Lock™

- The industry's most versatile and well-engineered genlock board for professional titling and graphic applications.
- Powerful, intuitive software interfaces.
- Video and audio special effects.

### DSS8™

- Record, edit and compose digital audio samples in real time for multimedia audio mixes.
- MIDI-in capability with direct interface between sequencer and editor.
- Graphic editing and composition of wave forms.
- Dozens of effects and features make this the most comprehensive 8-bit Amiga digital audio device.

### CineMorph™

Morphing Special Effects Software

- Powerful enough for professional morph results, but easy enough for novice use.

- Generate "composites," aging or missing person simulations.
- Integrated, Amiga-style interface compatible with any Amiga, DCTV™ or HAM-E™ system.

### ImageFX™

Image Compositing Software

- Digital retouching with the most complete set of filters, color gradients, image distortions, masks, and text handling tools on the market.
- Converts your Amiga into an image prepress/color correction system with CMYK, RGB, HSV, and YUV.
- Scan in or framegrab from virtually any image capturing device.
- Includes CineMorph features, at no extra charge.

When it comes to a sheer range of innovative products, uncompromising excellence and comprehensive customer support—one company consistently outperforms the rest. World-class performance—it's what you expect from the world's #1 Amiga peripherals company.

A1230 TURBO+™  
A1200 SCSI/RAM+™  
A530 Turbo™  
A500-HD8+™  
GVP/PC286™  
DSS8™  
CineMorph™  
ImageFX™

1200 SCSI RAM  
4MB, 33MHz 68882 \$999  
Cinemorph \$149



Distributed In Australia By



P O W E R  
PERIPHERALS PTY LTD

1st Floor, 257 Hawthorn Road  
Caulfield North, 3161  
Telephone: (03) 532 8553  
Facsimile: (03) 532 8556



## AMIGA SOFTWARE (NO MEMBERSHIP REQUIRED!)



AMOS 3D	\$ 88.00	Imagemaster Professional V9.23	\$179.00
AMOS Compiler	\$ 65.00	Imagine 2 PAL	\$279.00
AMOS Professional	\$165.00	Infofile	\$ 79.95
ATalk III	\$ 59.95	KARA Anim Fonts 4	\$ 57.50
Aladdin 4D	\$434.95	KARA Anim Fonts 5	\$ 69.95
Ami-Back 2.0	\$ 67.95	KARA Fonts Headlines 2	\$ 74.95
Ami-Back Tools	\$ 69.95	KARA Head Line Fonts 3	\$ 74.95
Anim Workshop	\$ 74.95	KARA Head Line Fonts 4	\$ 57.50
Art Department Conversion Pack	\$ 84.95	Kind Words 3	\$119.95
Art Department Epson Drivers	\$135.00	Mac to DOS	\$122.95
Art Department Pro (Latest Version)	\$239.00	Mapmaster Suit Imagine	\$ 69.95
Art Expression	\$249.00	Maxi Plan 4	\$151.95
Bars & Pipes Creativity Kit	\$ 69.95	Mini Office	\$124.95
Bars & Pipes MultiMedia Kit	\$ 59.95	Morph Plus	\$249.00
Bars & Pipes Pro Studio Kit	\$ 69.95	Morphus for Imagine	\$102.95
Bars & Pipes Professional II	\$349.00	Newtek Media Station	\$259.00
BoardMaster	\$ 97.50	No Virus	\$ 29.95
Brilliance	\$ CALL	PC-Task	\$ 59.95
Broadcast Fonts 3D	\$155.00	PageStream HotLinks V1.1	\$139.95
Broadcast Fonts 3D Calligari 2	\$155.00	Pagesetter V3	\$ 89.95
Broadcast Fonts 3D Lightwave	\$155.00	Pagestream Font Classic	\$199.00
Broadcast Titler 2	\$357.00	Pagestream Font Newsletter	\$114.95
Broadcast Titler 2 Hi-Res	\$459.00	Pagestream Font Pack 1	\$ 79.95
Buddy System AmigaDos V2.04	\$ 64.95	Pagestream V2.2 & Hotlinks V1.1	\$273.95
Buddy System Deluxe Paint IV	\$ 75.95	Pascal High Speed	\$185.00
Buddy System Imagine	\$ 64.95	PatchMeister (Bars & Pipes)	\$ 94.95
Buddy System Pagestream	\$ 59.95	Pelican Press	\$ 92.50
C-Net V2.6	\$119.00	Pixel 3D	\$199.00
CDTV Case O/T Cautious Conдор	\$ 54.95	Power Copy V3	\$ 91.95
CDTV Classic Cookbook	\$ 29.95	Power Packer Professional V4	\$ 37.50
CDTV Fantastic Voyage	\$ 52.50	Printmaster Plus	\$ 66.95
CDTV Fred Fish V1.6	\$ 79.95	Pro Fonts Volume 1	\$ 35.95
CDTV NASA the 25th Year	\$ 29.95	Pro Fonts Volume 2	\$ 35.95
CDTV Sherlock Holmes	\$ 74.95	Pro Page V4 & Pro Draw Bundle	\$399.00
CDTV Snoopy	\$ 29.95	ProWrite 3.3	\$ 94.95
CDTV Trivial Pursuit (SPECIAL)	\$ 50.00	Professional Calc V2 AGA	\$179.00
CDTV The Connoisseur Art	\$ 52.50	Professional Page 3.0	\$139.00
Calagari 24	\$475.00	Professional Page V4	\$219.00
Calculus	\$ 59.95	Proper Grammer II	\$ 84.95
Can Do Pro Pak 1	\$ 52.50	Quarterback V5.02	\$ 66.95
Can Do V2.0	\$187.00	QuickWrite	\$ 49.95
Cinemorph	\$189.00	Real 3D V2	\$500
Commodore Release V2.1 Kit	\$ 99.95	SAS C V6 Dev System	\$419.00
Contact V2.0	\$ 74.00	Scala 500	\$115.95
Cross Dos V5.0 / Cross PC	\$ 54.95	Scala MM210	\$399.00
Cycleman (Suit Imagine)	\$ 59.95	Scapemaker V2.0	\$ 39.95
Cygnus Ed Professional V2	\$ 91.95	Scapemaker V3.0	\$ 74.95
Deluxe Paint 4.1	\$164.95	Scenery Animator 2	\$ 87.95
Deluxe Paint 4.5 AGA	\$221.95	SoftClipart Animals	\$ 64.95
Deluxe Paint III	\$ 94.95	SoftClipart Classic	\$ 79.95
Design Works	\$ 75.00	SoftClipart Collectors	\$ 77.50
Directory Opus V4	\$104.95	SoftClipart People	\$ 74.95
Disney Animation Studio	\$ 79.95	SoftFaces Vol 1	\$ 94.95
Distant Suns V4.1	\$ 89.95	SoftFaces Vol 2	\$ 94.95
Doctor Ami	\$ 57.95	SoftFaces Vol 3	\$ 94.95
Dos to Dos	\$ 54.95	SoftFaces Vol 4	\$ 94.95
Easy AMOS	\$ 84.95	Super Desk Jet Drivers V2	\$ 47.50
Electric Thesaurus	\$ 56.95	Super Jam V1.1	\$145.00
Essence for Imagine	\$ 74.95	Superbase Personal II	\$ 89.95
Excellence V3.0	\$116.95	Superbase Pro 4 V1.2	\$295.00
Final Copy II Release 2 (UK Dict)	\$169.00	TV Paint	\$ CALL
Flow	\$ 69.95	True Print 24	\$ 94.95
Giga Mem V2	\$133.95	TypeSmith	\$199.00
Helm	\$185.00	Video Director	\$199.00
Hisoft Dev Pack 3	\$122.95	Visionaire	\$129.95
Home Accounts 2	\$129.00	Vista Pro 3	\$ 89.95
Home Office Kit Deluxe	\$185.00	Wordworth V2	\$289.00
Hyperbook	\$ 99.95		
Image FX	\$399.00		

\* Please note: Prices with \$CALL where unknown at the time of publication, Please call for current prices!

**NEW!**

## Commodore 1942 TriSync MONITOR

(Suit all AGA Amiga's)

\$ CALL

**NEW!**

**GVP** GREAT VALLEY PRODUCTS

### A1200 ADD-ON'S

- \* A1200 SCSI Controller with 68882-33Mhz Co-Pro & 4Mb RAM **\$939-**
- \* A1200 SCSI Controller with No Co-Pro & 0Mb RAM **\$519-**
- \* A1230/030 40Mhz & 68882 with 4Mb **\$1249-**
- \* A1230/030 40Mhz & No Co-Pro with 0Mb **\$875-**

**MODEMS** FULL RANGE AMIGA MODEMS STARTING AT \$299.00

Call for Information!

Special **PRO-PAGE 3** ONLY **\$139-**

**NEW!**

**ADD A EXTRA HARD DRIVE TO YOUR A1200**  
(FREE INSTALLATION!)

- 40Mb..... \$299-
- 85Mb..... \$555-
- 120Mb..... \$705-

If you have any questions please give us a call!

**GVP** GREAT VALLEY PRODUCTS

## Hard Disk Drives

Suit A500/A2000

**FULL 2 YEAR FACTORY WARRANTY**

CALL FOR CURRENT PRICING & SIZES!

FULL RANGE OF GVP PRODUCTS AVAILABLE & ON DISPLAY

**SYQUEST** 88Mb Removable Drive

Syquest 88Mb removable SCSI external drive complete with cables & manuals

NORMALLY \$1160- MVB PRICE **\$975-**

**GVP** GREAT VALLEY PRODUCTS

Digital Sound Studio  
8Bit Sound Sampler **\$159-**

**ICD** A500 40Mb Internal Hard Disk **\$399**

## HARD DRIVE MECHANISMS

Quantum SCSI 40Mb ELS	\$ 399.00
Quantum SCSI 85Mb ELS	\$ 439.00
Quantum SCSI 105Mb LPS	\$ 479.00
Quantum SCSI 127Mb ELS	\$ 529.00
Quantum SCSI 170Mb ELS	\$ 589.00
Quantum SCSI 240Mb LPS	\$ 769.00
Quantum SCSI 525Mb LPS	\$1899.00
A1200/A600 80 Mb HD	\$ 515.00
A1200/A600 120Mb HD	\$ 665.00

## RETINA

24Bit GRAPHICS BOARD  
Suit: A2000, A3000, A4000

From **\$799.00**

## VLAB

24Bit VIDEO DIGITIZER CARD  
Suit: A2000, A3000, A4000

From **\$699.00**

## How To Order??

- Mail Order/ Phone Order
- Visit our Showroom!
- We Accept: Visa, B/C Card, M/C Card, Bank Cheque, Personal Cheque (Allow 1 Week Clearance), Money Orders.

Phone For Prices, Availability & Postage!

## CD-ROM DRIVES

Suit A2000/A3000/A4000

External: **\$CALL**

Internal: **\$CALL**

\*Complete with CDTV Emulation software & 2Fish CD's

**OpalVision**  
Seeing is Believing  
24Bit Graphics, 16.8 Million Colours

Australian Owned,  
Australian Design, Australian Support!  
"Awesome, Spectacular, Amazing, Brilliant, Wonderful"

- OPAL VISION MAIN BOARD..... \$ CALL
- OPAL VISION VIDEO PROCESSOR..... \$
- OPAL VISION VIDEO SUITE..... \$
- OPAL VISION SCAN-RATE CONVERTER \$ CALL

TO BE  
RELEASED AT  
WORLD OF COMMODORE  
1993

\*Graphics Tablets Available \$CALL

"Call to arrange a demo TODAY!"

Here's just some of the HUGE range of software  
already compatible with OpalVision:  
Art Department, Aladdin 4D, Calagari 24,  
Imagine, Image FX, MorphPlus.....

**Commodore**  
EQUIPMENT & SPARE PARTS AVAILABLE  
FULL RANGE OF COMMODORE COMPUTERS  
& ACCESSORIES \$ CALL

**A4000 SCSI II FASTLANE CARD**  
 SCSI II DMA CONTROLLER WITH UP TO 64MB RAM EXPANSION  
 HARD DISK TRANSFER SPEEDS FROM 7 TO 33 MB PER SECOND!!  
 (Suit A4000/A3000) \$995-

**MEMORY CHIPS**



- 2MB RAM SUIT A500/A2000 HARD DRIVES ..... \$ 140.00
- 4MB 32-BIT SIMM SUIT GVP 030 G-FORCE CARDS .. \$ 349.00
- 1/2MB RAM SUIT COMMODORE A590/A2091..... \$ 37.00
- 2 MB RAM SUIT COMMODORE A500/A2091..... \$ 135.00

**RAM EXPANSION**

- A500 512K RAM EXPANSION ..... \$ 69.00
- A500 AX-RAM 4MB EXPANSION (OK) ..... \$ 139.00
- A600 Pyramid 1Mb RAM ..... \$ 119.00
- A600 CBM 1MB CHIP RAM EXPANSION (A601) ..... \$ 119.00
- A600 16BIT PCM/CIA CREDIT CARD RAM 2MB ..... \$ 299.00
- A600 16BIT PCM/CIA CREDIT CARD RAM 4MB ..... \$ 469.00
- A1200 RAM EXPANSIONS ..... \$ CALL
- A2000 GVP SERIES II HARD CARD UP TO 8MB RAM \$ 325.00

**LOOK** DELUXE PAINT KEYBOARD OVERLAYS  
(MADE IN AUSTRALIA) \$19.95

**CSA A1200 Twelve Gauge**

The twelve gauge incorporates a high speed SCSI controller integrated into a 50MHz 68030 BURST accelerator. (NOT an EC Processor) The speed of this controller will push the band width of the A1200 when accessed directly by the 50MHz Burst mode accelerator & will scream when used on the Amiga 1200's double AA, 32Bit Graphic Chip Set!!! The unit can also be configured with 1,2,4,8,16 or 32Mb of 32Bit DRAM.

From: \$1395-

**GVP** GREAT VALLEY PRODUCTS  
Accelerators

FULL 2 YEAR FACTORY WARRANTY

**A500:** FROM \$ 899 -  
\* GVP A530+ 030 40Mhz AVAILABLE IN MANY CONFIGURATIONS

**A1200:** \$1249  
\* GVP A1230 030 & 68882 40Mhz WITH 4MB RAM (Cheaper models available! CALL)

**A2000:** \$1049, \$1625, \$CALL  
\* GVP G-Force 030 25Mhz with 68882 & 1Mb RAM  
\* GVP G-Force 030 40Mhz with 68882 & 4Mb RAM  
\* GVP G-Force 040 33Mhz

**A3000:** \$CALL  
\* GVP A3000 G-Force 040 28Mhz With 2Mb RAM...

KNIGHTS OF THE SKY \$29.95

WING COMMANDER \$69.95

CDTV Trivial Pursuit \$50.00

Axelen Optical Mice \$59.95

Clarity 16Bit Sound Sampler \$269-

**MVVB**

**Computer Supplies**

Dedicated to the Amiga & it's Customers! Pty. Ltd.

"The AMIGA Specialists!"

Ask for Our FREE CATALOG

AUTHORISED  
Commodore  
DEALER

506 Dorset Road,  
Croydon, Victoria, 3136.

Ph: (03) 725 6255

Fax: (03) 725 6766

E & OE

\* A BIG hello to PRASHANT!  
Melway Ref: Page 51 A8

Amiga **GAMES SPECIALS** Good Titles!  
ON NOW! TOO MANY TO LIST HERE. FROM \$9.95 TO \$29.95



**MICROBOTICS**

- MicroBotics MBX1200 RAM Expansion with 68881 Co-Pro 0Mb \$ 329.00
- MicroBotics MBX1200z RAM Expansion with 68881 & Clock 0Mb \$ 349.00

32Bit RAM SIMMS TO SUIT MBX MICROBOTICS CARDS:

1MB = \$110.00 / 2MB = \$195.00 / 4MB = \$275.00 / 8MB = \$560.00

★ WE DON'T JUST SELL AMIGA'S WE USE THEM.  
THIS ADVERTISEMENT WAS PRODUCED ENTIRELY ON AN AMIGA COMPUTER!

\* Prices Subject to change without Notice

# TUPsoft

Phone: (02) 482-7040 Fax: (02) 476-5736  
P.O. Box 47 Hornsby NSW 2077

**DEALER ENQUIRIES WELCOME**

## **Australian Distributors for**

### **Final Copy II - Release 2. UK version.**

Superb output from even 9 pin dot matrix printers. Scalable fonts - Built in drawing tools - Master pages - Style sheets - Mail merge - Import, resize and crop IFF (including 24 bit) - Autoflow text around graphics - 25% to 400% page view and much, much more...

### **Soft Faces Vol. 1-4**

Outline fonts for use with Final Copy & Final Copy II Each package contains 25 high quality typefaces.

### **Proper Grammar II**

Check your documents for errors in grammar, style spelling and punctuation. Works with most popular word processors.

### **PageStream 2.2 Power Pack**

The Professional Amiga\* Desktop publisher - from dot matrix to Postscript. Now includes 47 outline fonts.

### **Hot Links / Hot Links Editions**

The Data Exchange Standard. Share data in real time between Hot Links compatible programs. Hotlinks Editions includes Pageliner and BME (now with auto-trace.) The ideal companion to PageStream.

### **Art Expression**

The Professional Illustrator program - powerful yet easy to use. Uses Soft-Logik and Type 1 Postscript fonts. Includes BME (with auto-trace).

### **TypeSmith**

The Professional Outline Font Editor. Edit Compugraphic, PostScript and Soft-Logik fonts. Convert fonts between formats. Imports and exports DR2D structured drawings.

### **Ami-Back**

Back up to floppy, hard disk or tape. Image backups of any partition. Compression and unattended backup etc...

### **Ami-Back Tools**

Optimise disks, recover deleted files, repair corrupt disk structure. Fast and reliable. Online help.

### **PC-Task**

IBM Emulator for the Amiga\*- Fully multitasking. Hard disk support. Now with VGA display modes.

### **LinkUP!**

Transfer data between your Sharp Organizer\* and your Amiga\*. Formatted printing of data. Superbase support.

### **Kill Da Virus**

The Ultimate Virus Killer - kills 216 viruses.

### **Hard Disk Organiser**

Powerful full screen menu system. Fully configurable.

### **PowerPacker Professional 4.0**

Compress files to increase your storage capacity.

**Upgrades & cross-grades available**  
for Final Copy II, Ami-Back & Ami-Back Tools.  
CALL FOR DETAILS

\*All Trade marks Acknowledged

## **New Syquest Drive**

A new high capacity Syquest removable hard drive has been announced. The SQ3105 offers speed and removable storage on a new 3 1/2 inch format. You can store around 105Mb on these new-fangled cartridges, and with the smaller size the whole unit will happily mount in the A2000, 3000 or 4000.

The drive offers a data transfer rate at the host interface up to 4.0MB per second and data transfer rate from the head/media interface up to 2.3MB per second.

Expect to pay around \$1399 for internal or \$1499 for external.

## **Art Department 2.3**

ASDG Incorporated announces a major upgrade to their product, *Art Department Professional*. The new release contains several firsts which increase the level of integration of the Amiga's most popular imaging tools.

Videographers now have a direct Framestore-to-D1 digital video connection using ADPro's ABEKAS digital video driver. This is today's most effective means of moving video data to and from the Amiga and has been used in such high profile productions as *Quantum Leap*, *Babylon 5* and The American Music Awards.

ADPro 2.3 also provides an exclusive direct memory link to the newest version of *Deluxe Paint* from Electronic Arts, as well as OpalVision's 24 bit-plane paint program.

ADPro has direct access to *DPaint*'s memory including its primary, secondary, and animation buffers. A similar capability is provided for *OpalPaint*.

Users of either paint system can directly load and save images in any file format which ADPro supports. The same is true for any of ADPro's image processing capabilities. For more information contact Desktop Utilities on (06) 239 6658.

## **Second Internal A600/1200 Hard Drive Possible!**

Unitech Electronics have devised a clever way to add a second internal IDE hard drive to the Amiga 600 and 1200. Using a special cable and mounting method, a second 2 1/2 inch drive can fit comfortably inside the case without the need to remove the floppy drive.

The cable with complete fitting instructions sells for \$49 (including sales tax). An Amiga 600 version is also available for \$35 (including sales tax).

For more information contact Unitech Electronics on (02) 820 3555.



## Show Preview

# New Releases for World of Commodore

### IV24 2.0

Great Valley Products has announced that it is set to release Version 2.0 of its IV24 multifunctional video board.

At the heart of Version 2.0 is enhanced software which greatly increases the capabilities of the IV24. According to GVP, especially impressive is the new *MacroPaint 2.0* software. This real time, 16 million colour paint package features high performance painting, and a full colour, floating toolbox-style interface that gives the user the ability to move the toolbox to a more convenient location.

Also new is the ability to load and save JPEG compressed files. Painting can be done on a 24-bit image, while viewing the work in 12, 15, 18 or 21 bits for faster screen updates and lower Amiga graphics memory requirements. *MacroPaint* contains so many new features and enhancements that it comes with a brand new manual.

A newly designed custom version of *Caligari24* gives the user many more features than the original. Rendering directly to the IV24, *Caligari24* now features an unlimited number of light sources, hierarchical animation which coordinates the movements of complex objects with their primitive sub-objects, and free form definition for more realistic rendering of organic objects like plants and flowers. Broadcast rendering capabilities ensure photo realistic representation of scenes. Like *MacroPaint*, *Caligari24* also comes with a new manual.

MyLad and Desktop Darkroom are also included in this upgrade. MyLad, a switching package, enables users to enhance their video productions by utilizing a number of simple, yet creative transitions between video sources, while Desktop Darkroom offers image capture and complete photo retouching capabilities, as well as a full

range of special effects for image manipulation and image processing.

A separate IV24 upgrade kit for existing users should be available soon too. This major upgrade, which has been eagerly awaited by IV24 owners, consists of a ROM, several enhanced software packages and new manuals. The version 3.10 ROM allows for A4000 compatibility and also allows the new software to run on existing IV24 boards.

For more information contact Power Peripherals on (03) 532 8553, or see them on Booth H1 at the WOC Show.

### OpalVision Upgrades

Centaur Development has released details and shipping dates for the enhancement modules for OpalVision. The three new enhancement modules add a wide array of previously-unannounced features to the OpalVision system.

The OpalVision Video Processor plugs directly into the Main Board. It is a real-time, 24-bit framegrabber, a professional quality genlock with chroma and luma keying and includes the OpalVision Roaster Chip for unlimited transitions, colour processing and Digital Video Effects. It also includes controlling software for all functions and a 24-bit, 35 ns character generator.

The OpalVision Video Suite is a complete audio and video mixing, switching and transcoding device. It is a 19-inch, rack mountable external unit with nine video and ten audio inputs. Video inputs and outputs are available simultaneously in RGB or Y/R-Y/B-Y, composite and S-Video. Its linear transparency key provides transparency control between two video sources on a pixel-by-pixel basis. The audio mixer is fully software sequenced with smooth fades and full 5-band stereo frequency equalization.

The OpalVision Scan-Rate Converter also plugs directly into the Main Board. It converts PAL and NTSC signals to 31kHz for non-interlaced, flicker free display of Amiga and OpalVision graphics and live video. It operates with any multi-sync/multi-scan monitor. Additionally, the Scan-Rate Converter includes a full, infinite window Time Base Corrector which operates in RGB for excellent quality.

All three of the additional modules will be available this spring and will have a suggested retail price of \$995.00 each.

OpalVision automatically self-configures for both PAL and NTSC video modes and works with the Amiga 2000, 3000, and 4000 computers. See Opal Technology at the World of Commodore Show.

### SCSI-2 for A1200

ICD has announced the first VDP plug in card for an Amiga 1200 computer equipped with the Viper 1230.

Viper S2, the first VDP peripheral designed for the Viper 1230, is a full DMA SCSI-2 controller offering truly sustainable transfers of 5 MB/sec asynchronous and 10 MB/sec synchronous.

Viper 1230's DMA Port (VDP) allows the design of high speed add-ons that take full advantage of Direct Memory Access (DMA) and the speed of a Viper 1230 equipped Amiga 1200 computer.

Viper S2 plugs directly into the DMA expansion connector of the Viper 1230 board. A plastic knockout in the back of the computer is removed, Viper S2 is plugged in, and one securing screw is installed in the bottom of the computer. Nothing other than a screw driver is required for installation. Viper S2 provides a standard high density SCSI-2 connector on the back of the Amiga 1200 computer.

For those who desire only the best, an internal high density SCSI-2 connector is included to directly support a 2.5 inch SCSI hard drive inside the Amiga 1200.

A three foot SCSI-2 cable is included to connect with an external SCSI peripheral using the standard Centronics 50P connector. Viper S2 is competitively priced and unsurpassed in speed.

An Australian supplier has not yet been announced, but try Amitech on (02) 544 1874, or see them at booth C1-C2 at the World of Commodore Show.





Multiple Style sheets	x	0	0
Load and save style sheets	x	x	x
Find and replace text/attributes	x	x	0
Find and replace style sheets	x		
Spelling checker	x	x	0
Import/Export formats	7/7+	9/6	9/0
auto conversion of quotes	x	x	
auto conversion of commas	x	x	
auto conversion of dashes	x	x	
Maximum number of tabs	unlimited	20	16
number of alignment options	4	4	1
place numerically or manually	x	x	0
right indent tab	x	x	
User-definable tab leaders	x	x	
List all articles used	x	x	

Typography	PageStream	QuirkXpress	Propage
Number of outline font systems	3	2	1
Font sizes	1-50,000	2-720	2-720
increments	0.01 pts	0.001 pts	0.125 pts
horizontally scale text	x	x	
Align text vertically	x	x	
Indents and outdents	x	x	x
Auto/Manual hyphenation	x	x	0
hyphenation controls	x	x	x
Auto/Manual kerning	x	x	0
edit kerning pairs	x	x	x
Auto/Manual tracking	x	x	0
Absolute and relative leading	x	x	x
increments	0.01 pts	0.001 pts	0.01 pts
Frameless text	x		
convert frameless <-> framed	x		
Convert shapes to text columns	x		
Apply color and fill styles to text	x	0	0
Automatic drop caps	x	x	0
Automatic bulleted paragraphs	x		

Graphics	PageStream	QuarkXpress	ProPage
Import Bitmapped Pictures	x	x	x
number of formats	6+	8?	5
set frequency, angle and pattern	x	x	
contrast and posting control	x	x	
bitmap fencing for text flow	x	x	
display bitmaps in color	x	x	x
externally linked bitmaps	x	x	x
Import Structured Drawings	x	x	x
number of formats	5+	4	2
dissolve into paths and shapes	x		
Import EPS Illustrations	x	x	x
interpretable EPS formats	2+	0	3
show bitmap preview TIFF/PICT	x	x	0
Make pages into EPS files	x	x	x
List graphics in a document	x	x	x

Colors	PageStream	QuirkXpress	Propage
Number of color models	6	6	2
24 bit color support	x	x	x
Create process and spot colors	x	x	x
Color Tints	x	x	
shade increments	0.01%	0.1%	
UCR/GCR	x	x	x
Set screen angle and frequency	x	x	x

Trapping	PageStream	QuirkXpress	Propage
Automatic trapping	x	x	
User-definable trapping	x	x	

Chokes & Spreads	x	x
Knockouts & Overprints	x	x
Set trapping for each plate	x	x

Drawing and Object Editing	PageStream	QuirkXpress	Propage
Drawing tools	x	x	x
basic shapes	x	x	x
freehand	x		
pen/draw tool	x		
Select multiple objects	x	x	x
add/remove from selection	x	x	
select behind	x	x	
Bring/Send to Front, Back	x	x	
Bring/Send Forward, Backward	x	x	
Cut, copy and paste	x	x	x
Move and nudge objects	x	x	
Step and repeat duplication	x	x	
Rotate and skew objects	x	x	0
rotation increments	0.001^	0.001^	1^
Group/Ungroup objects	x	x	0
Lock/Unlock objects	x	x	0
Distribute objects	x	x	
Set color/line/fill of objects	x	0	0
Bitmap fills	x		x
Gradient fills	x	0	
Object fills	x		
Text runaround objects	x	x	0
Extend objects across page spreads	x	x	

Page Layout	PageStream	QuirkXpress	Propage
Margin and column guides	x	x	
Object guides	x	x	
snap-to-guides, snap distance	x	x	
Grid	x	x	x
snap-to-grid	x	x	x

Printing	PageStream	QuirkXpress	Propage
Current page, range, even/odd	x	x	0
Printer spreads	x		
Print CMYK/mechanical separations	x	x	0
Plate control	x	x	
Tiling, thumbnails, crop/reg	x	x	x
Print PostScript to disk	x	x	x
Render to bitmapped picture	x		
Custom Printer Drivers	x		x
PostScript	x		x
Hewlett-Packard inkjet/laser	x		
Epson compatibles	x		
Plotter support	x		
PPD support	x	x	

Environment	PageStream	QuirkXpress	Propage
Open program architecture (for adding extensions)	x	x	
Text (article) editor	x		x
Picture (bitmap) editor	x		0
HotLinks compatible	x	x	
ARexx (scripting) compatible	x		0
ARexx (scripting) record	x		
AGA compatible	x	n/a	0
Workbench screen compatible	x	n/a	x
Public screen compatible	x	n/a	
create public screens	x	n/a	
Custom screen compatible	x	n/a	x
Follows interface style guidelines	x	x	
Price	\$299.95	\$895	\$299.95

Hardware requirements are an Amiga with hard drive, 2MB of memory (512K chip), and AmigaDOS 1.3 or higher. If you are a registered owner of a Soft-Logik product, you will be notified of the release of *PageStream 3.0* (expected in late summer 93). If you have purchased *PageStream 2.2* on or after March 15, 1993, you are entitled to a free upgrade. Contact SoftLogik direct (see details in the front of your user manual), or talk to your local Commodore dealer for more information. Booth E9 at the World of Commodore Show.

### **New A1200 Accelerator**

ICD's new Viper 1230 is designed to give the popular Amiga 1200 the performance of a workstation. Viper 1230 offers Amiga 1200 owner a 68030 accelerator supporting high speed memory expansion, an FPU coprocessor socket, a battery backed-up real-time clock, and a unique 16-bit Direct Memory Access (DMA) port for further expansions.

Viper 1230 uses the power of the

Motorola 68030 and supports both EC and MMU versions from 40 to 50 MHz. When compared to the A1200's stock 68EC020 running at 14 MHz, the larger cache and higher speed of the Viper 1230 processor will make applications fly.

Up to 32 MB of fast RAM can easily be added to Viper 1230 using industry standard 32-bit wide 72-pin SIMM modules. Two high quality SIMM sockets are on board for memory expansion. Burst mode, for top speed, is fully supported using low cost, page mode DRAM.

With the addition of a high speed Motorola 68882 math coprocessor (FPU), all floating point math routines will run at near warp speed. Applications such as animation, ray tracing, image processing, DTP, and CAD will show an amazing improvement.

The battery backed-up clock that is missing from the A1200 can be found on Viper 1230.

Viper's DMA Port (VDP) allows many opportunities for high speed add-ons of the future. Products like a SCSI-2 controller, DSP board, modem, or network-

ing card could be developed to accommodate this port.

The RAM, CPU, FPU, and the clock battery are all socketed and changeable using industry standard parts. The low-cost 40 MHz 68EC030 is supported as well as the 50 MHz 68030 for those who want the ultimate in performance with an MMU. Both 40 and 50 MHz FPUs are supported. Low-cost industry standard SIMMs are used for memory expansion. Viper 1230 and VDP boards are installed without removing the top of the computer. This ensures that Commodore's warranty remains intact.

An Australian supplier has not been confirmed, but for further information, contact Amitech (02) 544 1874, or see them at Booth C1-C2 at the World of Commodore Show.

### **Stop Press**

Comprepair will be at the WOC with all the new products from Rambo, Golden Image, Coombe Valley Software, DKB and Electronic Design. □

*What you thought  
you wanted.*

Video  
Toaster

*What you really  
wanted all along.*

**OpalVision**  
Seeing is Believing

**World Premiere**

**Video Processor, Roaster Chip, Video Suite**

Stand D1, World of Commodore Show, Darling Harbour, Sydney. July 2 & 4, 1993.

Please note our stand will not be open on Saturday July 3.

Opal Technology Pty Ltd. (02) 899 4322

## Software Review

# 3D Animation with Aladdin

by Karl Dewet

There's literally a myriad of 3D drawing and rendering programs for the Amiga. You've probably marvelled at the realistic pictures rendered using *Imagine* or *Real 3D*. It can take many long hours to draw those intricate objects and then hours waiting in anticipation for the image to be rendered. If you're like me and have no patience, but love those 3D images, there are two solutions to our problem.

The first is to go out and buy an accelerator card or a much faster machine. Now hands up everyone with a couple of thousand dollars to throw away ... I didn't think so. This option is not only expensive, but also leaves you without the funds to buy a 3D package.

The second solution is to buy *Aladdin*. It gives excellent end results without the long waiting associated with this type of program. In my opinion, *Aladdin* is also the easiest for a beginner to use.

### Features

It's hard to know what to start talking about, because *Aladdin* has so many features. The most important point to clarify is what *Aladdin* doesn't do. Namely, it doesn't ray-trace.

(If you don't know what Ray-Tracing is, take a break and read the nice little box with this article.) It seems that to be a successful 3D modelling/rendering package the program must Ray-trace!

Although Ray-Tracing achieves some remarkable results it is such a maths intensive process that it is often just too slow. From the inception of *Draw-4D* it was clear that the makers have tried to achieve a trade-off between a lightning fast renderer and a package which gives the best looking images.

I think that this trade-off has worked well, because Ray-Tracing is just too slow for the average user. So what *Aladdin* does is employ virtually every


other method for shading and rendering available to achieve truly awesome results. The two shading methods it uses are called Phong and Gouraud.

Apart from Ray-Tracing, Phong shading is the most popular type of shading method used in this type of program. So if you have used *Calligari*, *Draw-4D*, or *Imagine* then you will be familiar with the way *Aladdin* colours in your objects. Phong uses a simple trigonometric theorem to set the brightness of the polygons which make up an object and also blends the edges of adjacent polys so that you can't see a transition from one poly to another. Gouraud does something similar, but is less maths intensive and therefore faster.

The reason why people want their 3D package to Ray-Trace is because it treats your objects as if they were in the real world, so they cast shadows. *Aladdin* casts shadows by using the same methods Ray-Tracing uses, but only for this purpose so it retains its speed. Ray-Traced objects reflect light from light sources and light bouncing off other objects, *Aladdin* does this also. If your object is somewhat transparent light will pass through it, just like a Ray-Tracer. So all the reasons why you wanted a Ray-Tracer can be fulfilled by *Aladdin*.

### Vital Differences

Although *Aladdin* does do all of the above it must be understood that it does not do it in the same way as a ray-tracer. What this means is that under some circumstances the same model ren-



All the Latest Releases


**NEW 1940  
Bi-Sync Monitor**

Ideal for Amiga  
1200 or 4000

**\$539.00**

**Latest  
magazines!**

Air freighted in  
Amiga Format,  
Amiga Shopper &  
Amiga World.



**Chaos  
Engine**

Gauntlet meets Gods!  
Simply one of the best  
shoot em' ups to hit the  
market. IN STOCK?

**\$79.95**

**A4000/030**

120MB Hard Drive

**\$2995.00**

Sydney's Ultimate

**AMIGA**

**OUTLET**

No 1 for  
Games

Over 17,000<sup>3</sup> feet of computer  
software, hardware & add ons!

**Open 7 Days**

Try Us!

1 Railway St, Chatswood. Tel 415 3355 Fax 415 3383  
(Right at Chatswood station. Mail orders welcome.)

dered in Aladdin and a ray-tracer will look different. Unfortunately the ray-traced image will be correct, which doesn't really matter unless you are trying to solve a physics problem.

On a final note on *Aladdin's* rendering capabilities, it is quite a shame that you can't exit to workbench and multitask while your image renders. This means that as much as you love your Amiga, you're forced to watch the image develop until it is finally shaded.

## The Interface

Of all *Aladdin's* features the interface is the one which seems to be the most controversial. Some people like it, but most that I talked to hate it. Why? Because it is different to the ones used in *Imagine* and *Real 3D*. *Aladdin* uses something called a 'direct window into 3D space'. This is a fancy way of saying that you edit your objects right there in 3D form. This makes it difficult to create complex objects because you must draw the whole object, not just in three views as in *Imagine*.


The tools are set out *DPaint* style down the right side of the screen, and everything else is in pull-downs. The interface may not be easy to use at first but it is very full featured.

## Aladdin's Magic

I found that there were two quite powerful features presented by *Aladdin* which, in themselves represent what could be a good reason to buy the program. The first is the ability to create gaseous objects (amazing!), and the second is the ability to put waves onto your objects.

Once you have spent a few hours playing with gases (and gone through a very helpful tutorial from the manual) you will start creating some very impressive effects, such as the gas I generated for this article. Gases allow you to change the transparency of space wherever the gas exists without having to modify the transparency or colour of your object.

For example you could do an animation of some type of spacecraft flying



from empty space into a cloud of turbulent gas and the view of your object would be obscured by the colour and density of the gas. This application must be seen to be believed.

Rub the lamp once more and you will be transported into another world, a world where your objects come to life, where their hard textured skin has waves running through them! Waves? Yes waves, the kind you learned about at school in physics.

Any polygon or object you create can have a wave or many waves added to it easily. Not just one type of waves, but a multitude of them. Linear x, y or z, spherical, multi or bumps. Simply adding two or three waves to a simple Torus can generate an image with what seems to be a randomly curved surface.

Once you see a few rendered waves you will want to use them in all your work, because the random curves give your images a subtle touch of reality

### WHAT IS RAYTRACING?

To create true to life images from the models you create, many 3D rendering programs employ raytracing. Instead of simply shading each object, the scene is created by tracing the path of light around the scene. Each object may be set to absorb, reflect or allow to pass a certain amount of light. The resulting reflections, shadows and subtle shading produce very realistic images.

which is seldom found in computer graphics. Hours can be spent marveling at the curves and shadows cast by waves.

## Tainted Lamp?

Well not really. But there are a few small problems I found while using *Aladdin*. The most annoying of these (as I have stated) is the inability to exit the render window while your image renders. Although this may seem trivial it made it impossible for me to render an image for this article while I typed the review itself on a word processor.

Another problem which I came across was that *Aladdin* would not render in Ham8 on the A4000 but happily (and very quickly) did so on the A1200 that I used. This one escapes me, but I'm sure it will be sorted out soon.

Other small problems were encountered, but as I have found out perseverance and a bit of long hard thinking usually overcomes these.

## Which Amiga for Aladdin?

*Aladdin* was tested on five different machines. The first was the A4000 with Opalvision, the results were nothing less than amazing. The time to render objects was so fast I thought I was doing something wrong. Animation was literally limited by the amount of hard drive space available.

If you have an A4000 you should

also have *Aladdin*. It's that simple, because it's the best way to show off the power of your machine.

Next in line was the trusty A500, and an A600. *Aladdin* was a bit sluggish on these slow machines, you really need something more to have fun with *Aladdin*, although it still worked fine as long as you had enough RAM. Luckily for me I did have another fast machine on my desk.

The 68030 powered A2000, with four megs of RAM. Not very impressive after playing with the A4000, but more powerful than most Amigas. On this machine *Aladdin* was lightning fast and could be set the task of tediously rendering frame after frame of a long animation while we worked on the A4000.

There is one machine where *Aladdin* really made my jaw drop and that was on the A1200. Firstly rendering is very fast. Secondly the Ham8 output was very, very similar in appearance to 24-bit output. For such an inexpensive ma-

chine it seemed ludicrous that it would be able to do this type of thing, let alone do it so well.

*Aladdin* should be sold with the A1200 as a graphics power station, with lots of "spiffy" pictures on the box. It would sell very quickly. Ham8 really is as good as it is advertised to be, and for all you A1200 owners out there *Aladdin* was made for you.

### Unmatched Quality

I do an awful lot of 3D modelling and rendering, in fact it is about all I use the Amigas for, and I have found that there is one main factor which contributes to the quality of my output images. This factor is feedback time. That is the time it takes to render an image, to see what is wrong with it, fix it, then render it again. If feedback due to rendering time is slow, a small mistake like the wrong lighting or even forgetting an object instantly sets you back many

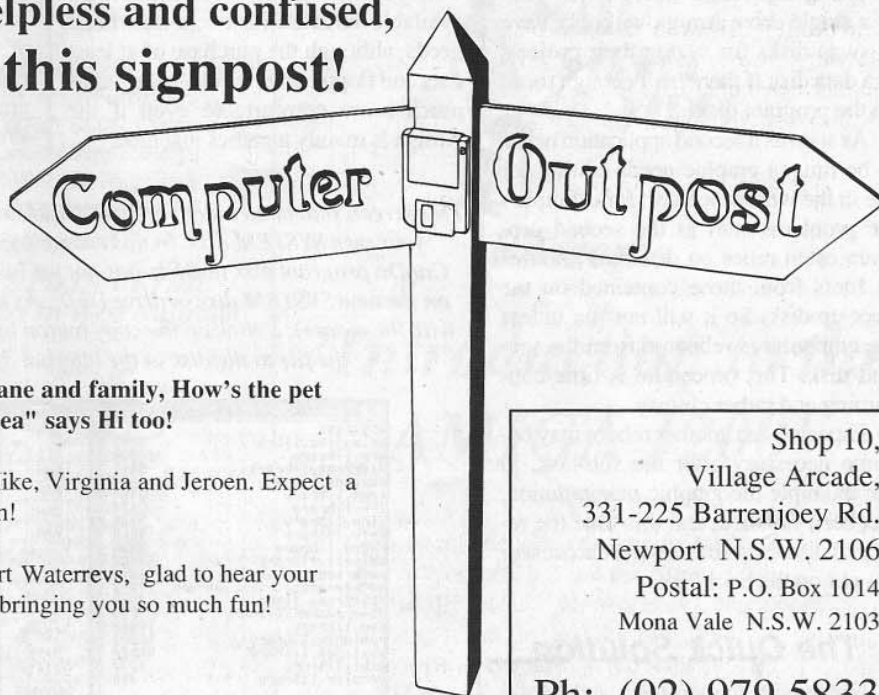

hours. In *Aladdin* the rendering time would usually be less than an hour for a short animation. What this means is that not only can you fix up your stupid mistakes much quicker, you can also perfect your images by saying "what if I just change this a bit".

The images created for this article were redone about seven or eight times each to get the desired effect perfectly. As you can see, there is no more powerful tool in a rendering package than feedback.

*Aladdin* is a powerful tool for those of us who are obsessed with high end graphic output and have little time to waste. Image quality is second to none and perfect for any presentations you would want to do, or for titling your home videos with a touch of finesse. For your hard earned cash *Aladdin* cannot be beat.

(Review copy supplied direct from the publisher. Contact your local Amiga dealer for pricing and availability.) □

If you feel lost, helpless and confused,  
Just follow this signpost!



Hello Louis Lane and family, How's the pet Duck? "No Idea" says Hi too!

Yo, Dougal, Mike, Virginia and Jeroen. Expect a Phone call soon!

G'day to Robert Waterrevs, glad to hear your Amiga 4000's bringing you so much fun!

Shop 10,  
Village Arcade,  
331-225 Barrenjoey Rd.  
Newport N.S.W. 2106  
Postal: P.O. Box 1014  
Mona Vale N.S.W. 2103

Ph: (02) 979 5833  
Fax:(02) 997 5641

# How to Beat those Disk Swapping Blues

**Tired of swapping disks all the time, but a hard drive's out of your budget? Don't worry, living with floppy disks doesn't have to ruin your nerves. Heiko Wynen tells you how to keep your sanity.**

Running any computer on floppy disks only can be a frustrating task nowadays. The Amiga has an unpleasant habit of testing its user's patience with the notorious "Please insert volume ..." requester.

Programs need certain software libraries and device drivers to function, which are not part of the program itself but need to be accessed on the disk with which the machine was booted.

Consequently, if a program comes on a single bootable disk, even owners of a single drive Amiga will only have to swap disks for saving their projects to a data disk if there isn't enough room on the program disk.

As soon as a second application needs to be run - a graphic needs editing for use in the wordprocessor, for example - the problems start as the second program often relies on different libraries or fonts from those contained on the boot-up disk. So it will not run unless the computer is rebooted from the second disk. This procedure is time consuming and rather clumsy.

Especially as another reboot may become necessary after the sub-task, in our example the graphic manipulation, has been finished, and this time the required libraries for the wordprocessor are not on the boot disk.

## The Quick Solution

Obviously, the simplest and by far the most elegant solution to this problem is the installation of a hard disk containing all the commonly used programs and every file required for fault-

less operation. No more unnecessary booting from floppy, much swifter access times and the huge storage capacity of such a hard drive make a hard drive one of the Amiga's most desirable accessories.

Unfortunately, however, even a bargain priced hard drive may still be difficult to justify from an economical point of view if the computer is only used for the odd productivity job in the home.

Under those circumstances it may well be worthwhile to customise the available software for one's individual needs, although the purchase of at least a second floppy drive would make things much more comfortable even if the Amiga is mainly a games machine.

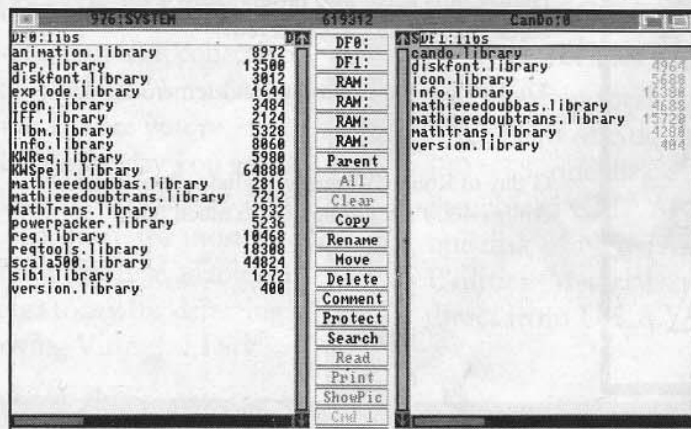
If you are horrified at even thinking of having to use the CLI, don't panic. Customising your software can be made very simple by using just a couple of cheap public domain utilities, available from most good PD libraries like Prime Artifax. If you have never tried any of the often well presented and powerful programs available for nothing but a handling fee or very reasonable shareware contribution, this is just the right opportunity.

Two titles to help make Amiga file handling transparent are *DiskMaster* and *SnoopDOS*. While the latter can be a great help if something goes wrong and a program fails to work as expected, *DiskMaster* is an easy to understand and easy to use file management utility. There are similar, more sophisticated and extensively user configurable competitors available, like *SID*, but they tend to be somewhat confusing for the newcomer.

## The System Against the Blues

To solve the disk swapping dilemma of single floppy systems is simple. Equipped with a few handy utility programs and a little knowledge of how Workbench is organised you can quickly

*This screen shot of an older version "DiskMaster" shows how simple it is to make your own SYSTEM disk. In this example the CanDo.library on the original CanDo program disk in DF1: has not yet been transferred to the LIBS directory on the new SYSTEM disk in drive DF0:. As it is already highlighted (clicked on with the mouse), a click on the copy button in the centre of the screen would add the file to the disk in the internal drive in the right location.*







# DON QUIXOTE SOFTWARE

## The AMIGA and CDTV Specialists

Please telephone for up to-date prices on both **HARDWARE** and **SOFTWARE**.

**MAIL ORDER (076) 391578**

OR WRITE TO  
P.O. BOX 786, TOOWOOMBA, Q.L.D. 4350

All available **CDTV Software** & **Peripherals** in stock.

### LEISURE SOFTWARE (in Stock)

Addams Family	59.95
Age	39.95
Alcatraz	39.95
Another World	59.95
Baron Baldric	14.95
B.C. Kid	59.95
Betrayal	59.95
Bill's Tomato Game	59.95
Blockbuster	14.95
Carl Lewis Challenge	59.95
Castle of Dr Brain	69.95
Curse of Enchantra	69.95
Deliverance	29.95
Design a sauros	39.95
Die Hard II	59.95
DO Jo Dan	59.95
Dune	59.95
Dungeon Master / Chaos	69.95
Dyna-Blasters	69.95
Fern Gully	19.95
Flight of the Intruder	69.95
Future Bike	29.95
Fuzzball	19.95
Hunter	59.95
KGB	49.95
Kid Gloves II	14.95
Into the Eagles Nest	29.95
Lemmings II	79.95
Mad TV	49.95
Mixed Up Mother Goose	59.95
Monkey Island 2	69.95
Nebulus II	59.95
Nic Faldo's Golf	69.95
Nigel Mansell's	59.95
Oh No More Lemmings Data Disk	
Oh No More Lemmings Stand Alone	
Ork	59.95
PacLand	19.95
PacMania	19.95
Parasol Stars	59.95
PP Hammer	29.95
Putty	59.95
Red Zone	59.95
Road Rash	69.95
Robo Sport	59.95
Roger Rabbit II	69.95
Rolling Ronnie	19.95
Shadowlands	59.95
Shoot em up cons kit	19.95
Silly Putty	69.95
Sim Earth	79.95
Sky High Stuntman	19.95
Space 1889	63.95
Space Crusade	59.95
Spike in Transylvania	19.95
SWIV	38.95
The Addams Family	55.95
The Cool Croc Twins	55.95
Treasure Trap	19.95
Treasures of the Savage	59.95
Warriors of Releyn	63.95
World Cup Soccer	19.95
Wiz Kid	

Plus many, many more!

### C64 Titles available.

C64 CD (30 Golden Oldies) 19.95  
Plus others!

PRICES DO NOT  
INCLUDE POSTAGE.  
POST- \$5.00  
COURIER- \$9.00

\*Extra for Large hardware

PLEASE  
CONSIDER



### HARDWARE

Amiga 600	790.00
Amiga 600HD	990.00
Amiga 1200HD(W/Trade)	1199.00
Amiga 2000HD	
Amiga 3000 120Mb HD	2900.00
Amiga 4000 HD	
Qtronix Trackball (Amiga)	59.95
Parnet Cable & Software	32.95
2Mb RAM for A500 (512Kpop)	99
2Mb RAM for A500 (2Mb pop)	199
Serial Port Surge Protector	

Not Here? ....ASK!

### SPECIAL!

**\$160**  
May/June Only  
The Connoisseur (disk)  
54 disk collection (including disk box).  
Over 500 works of art, over 100 artists. 9 periods of art, complete with music.  
This is an unbelievable offer. The entire collection for **\$160**.  
Education price: **\$130**  
Don't delay!

### CDTV Hard Drive

65 MB Hard disk drive  
Includes:  
SCSI Interface hardware  
1.3 Enhancer Kit  
now in stock for CDTV!  
Please call for info.

**\$55.00**  
**ORDER NOW**

**MAVERICK**  
THE ULTIMATE IN COPIERS  
Hundreds of parameters  
A fully featured copying service

### Now distributing POWER!

Power Computing Products now in Australia

Power Scanners  
Power Drives  
Power Memory Upgrades

Power drives include Blitz hardware/software backup, along with anti-click and anti-virus.



Call for the latest prices!

**DATEL**

ACTION REPLAY A500 MKIII  
ACTION REPLAY A2000  
AMIGA TABLET + Stylus  
VIDEO DIGITIZER

AMIGA  
ATARI  
COMMODORE C64

TOOWOOMBA STORE, 25a Russell St.



DEALER ENQUIRIES WELCOME

### PRODUCTIVITY SOFTWARE

AddMenu	49.95
Ami Back	99.95
Audio Gallery (french)	88.95
Back To Basics	55.00
Deluxe Paint IV.5	249.95
Fractions	34.95
Gold Disk Type Font Pack	49.95
Mini Office 2	
No Virus	49.95
Pagestream V2.2x	
Scala	399.00
Word Construction Set	69.95
Workbench Management-System	49.95

### CDTV Titles

The Connoisseur	\$89.95
Fine art collection of over 500 pieces of art, covering nine periods. Over 100 artist represented, (also available in disk sets at <del>\$199.95</del> )	
CDPD	\$55.00
Fish disks 1-660, includes thousands of PD and shareware programs.	
CDPD II	\$55.00
Fish disks 661-760, plus the JAM, AB20 and SCOPE libraries, more PD and tracker modules as well!	
CD DEMO'S	\$79.95
Over 12000 files on the one disk, including over 4000 sound samples, more than 1000 tracker mods, Fonts, Graphics and lots of Clip-Art for DTP.	
<b>Plus</b>	
Advanced Military Systems	
Battle Chess	29.95
Case of the Cautious Condor	
Complete Works of Shakespeare	
Defender of the Crown	
Dr Wellman	
E.S.S. Mega	
Falcon	
Fantastic Voyage	
Fractal Universe	69.95
Fred Fish 1-700	
Fred Fish on-line (BBS USE)	
Funschool III	
Global Chaos	
Guinness disk of records	
Guy Spy	
Hutchinsons Encyclopedia	
Illustrated Holy Bible	
Japan World	99.95
Lemmings	
Logical	
Mud Puddle	
Music Maker	
My Paint	
NASA, the 25th year	34.95
Prehistoric	
Raffles	
Scary Poems for Rotten Kids	
Sherlock Holmes Consulting Det.	
Sim City	
Snoopy	
Team Yankee	
The Tale of Peter Rabbit	
Trivial Pursuit	
Turrican 1	
Turrican 2	
Wrath of the Demon	

Now stocking,  
John Rowes Templates  
(for DPaint owners)

For all your **AMIGA** needs

create a Workbench disk that contains all the needed fonts, libraries, devices and special programs expected by other programs you'll be running.

The first step is to make a backup of your standard Workbench disk. Using the diskcopy command outlined in the manual may be your only choice, however you'll probably have to make a few disk swaps. Some commercial and public domain copy program use available RAM as a buffer, copying as much of the first disk into memory as possible before asking for the destination disk. This is a big time saver.

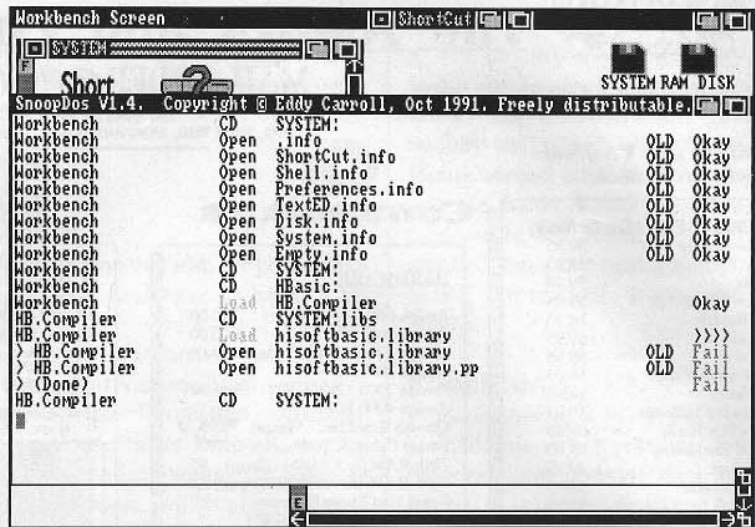
Once you have a backup, check the name of the disk. If you used diskcopy it will be called "Copy of" followed by the original name. Be sure to rename the disk to something easier, like SYSTEM or Workbench.

Now you need to make some space to add a few things to this disk. We've had entire articles on this subject before. You can make room from Workbench or using a program like *Diskmaster*, which gives your CLI command power using the mouse.

From Workbench you can safely delete most of the program in the Tools and Utility drawer. Be sure to leave any behind you know you use. From *Diskmaster* you can also delete any fonts you don't use from the fonts directory. These two steps should give you plenty of extra room. You can get even more space by compressing files on your Workbench using Imploder or PowerPacker.

### Adding to your Workbench

Now you've got a customised Workbench, the next step is to add to it the things your programs are demanding that require you swap disks. You need to find any libraries, fonts, C programs or anything else needed from the disk you normally boot from to run the program. For example, *Deluxe Paint IV* uses a special font called Dpaint. If you boot you Amiga from a normal Workbench and then try to run *Deluxe Paint*, it will complain about not finding the Dpaint font.



When a program refuses to run, "SnoopDos" lists exactly which files are missing and where they should be located.

So, you know what to do! Copy the dpaint.font and dpaint directory from the *Deluxe Paint* disk fonts directory onto your new Workbench font directory. You can do this in *Diskmaster*. With one drive, copy the files you need to your RAM: drive, then swap disks and copy them from RAM: to the Workbench. Be sure to put them in the right place, in this case, the fonts directory.

### Finding out what Files are Needed

*Deluxe Paint* is a good example of a program which makes it easy to see what's missing. Others are a lot trickier. A little utility we use called *SnoopDOS* is very handy here. Simply run *SnoopDOS* first, then run the program you're having trouble with after booting from your new Workbench. *SnoopDOS* will report what files the program is having trouble loading and where it's trying to load them from.

Now you know what's missing, once again use *Diskmaster* to copy the missing files from the original program boot disk onto your new Workbench. Make sure the files go into the corresponding place.

Once you've got all the bits you need onto your new Workbench, try adding *Diskmaster* or any other utilities you

need from time to time too. That way, you'll have one disk you can run your Amiga with that contains most of the day to day things you need.

Now when you need *Deluxe Paint* when you're in the middle of wordprocessing, you can bring Workbench to the front, pop in the disk, run the program and *Deluxe Paint* will happily find all it needs on your Workbench disk. You'll still have to do a little disk swapping but at least everything will now run!

### How to Totally Eliminate Swapping

This is a little trickier, as you will need to know exactly what parts of Workbench you need and just what you can do without. The Workbench 1.3 Enhancer manual has a section in it on RAD: drives which covers this. A good clue is to look at what is on the boot disk for the programs you run. Usually they only contain the minimum needed.

Make a backup of your Workbench as before and then delete as much as possible. Move as many programs and applications as you can onto this new disk, plus any special fonts, libraries and so on as mentioned before. Now you have a bootable Workbench with everything you need.

# How would you like a 105Mb 3.5" removable hard disk.

The **NEW 3.5" SCSI 2** Syquest removable hard drives are reliable, value for money, easy to install, and very quick. For *security* and *convenience*, for *backup* and *portability* a Syquest drive is the answer. The **NEW SCSI 2** Syquest 3.5" drives are available as external and internal models and take full advantage of the **SCSI 2** standards of the new Amiga machines to achieve 4Mb/sec transfer rates. CPA have a limited number units. Call now for more information.

<b>Internal unit with one cartridge</b>	<b>\$1299.00</b>
<b>External unit with one cartridge</b>	<b>\$1399.00</b>

**NEW Quantum SCSI 2**  
105 - 550 - 1.2Gig **SCSI 2**. The fastest and highest quality hard drives available for the power user. • 10Meg per second transfer • Access 9ms • 5Year warranty  
Price on Application.

**Vivid 24**  
Super high resolution graphics rendering engine. Render 100,000 Gouraud shaded polygons/sec at 160 MFLOPS, 24-bit colour images up to 2048 x 2048. Plus - 8-bit Alpha Channel - Broadcast Quality Video Encoder - 16 MB Video / 8 MB Program Memory.  
Soon full support for Real 3D Version 2.



## Software

CPA sells and provides *support* and *training* for **Real 3D V2**, (the most powerful professional Graphics software available) **SCALA, Imagine, OpalVision, Morph Plus & much more.**  
**Wedding Disks** (5 disk set of Anims, Clip Art & effects for wedding videos)

## Tools for Graphics & Video

### OpalVision

The 24-bit video & graphics solution.



### Enhancement Modules

- Video Roaster Chip
- Frame Grabber/Genlock
- Scan Rate Converter
- Production Switcher

### Harlequin 32-Bit Framebuffer

As used by Channel 9, Broadcast quality workstation performance. Buffering loads 2 24-bit images at once. 24-bit paint, animation, raytracing, morphing, modelling, single frame recording.

### iV24 Version 2.0

The serious Video Interface Unit with all addons available NOW.

### Digital Edit Master

Coming soon

**Sunrise AD 516** 16 bit Sound cards.

**Calcomp Digitising tablet**

**VLab Frame Grabbers**

**Pro. Genlocks**

### EMPLANT \$799.00

Mac/PC emulator board with optional Mac high speed Serial ports, Apple Talk™ & SCSI. *Full Amiga colour in AGA & 24-bit, plus Multi-tasking.* 100% compatible with most Mac and PC Software. *80-85% speed of Quadra!*

## S-VHS/Betacam A/B roll edit suite tools

### CPA Amiga Stop Frame Controller \$1200.00

*The affordable solution to computer animation for desktop video.*

- Stop frame/Time Lapse anims
- Video / Audio 1 / 2 capability
- Full 24-bit colour, HAM, EHB & AGA
- Make and edit Stop Frame edit dec'nlists
- AREXX control. More . . .
- Voted world's *best* by professionals.

### New Equipment.

Personal TBCII cards (affordable Pro st'd)  
Personal V-scope Waveform Monitors  
Sony & NEC Multisync Monitors

**NEW JVC, Sony & Panasonic Pro Video editors, cameras & VCRs at unbeatable prices.**

### Video Hire.

Cameras, VCR's, TBC's and more.

If you would like *awesome service* in setting up an Amiga 24-Bit System, a video edit or animation suite call Garry.

If you need any **GVP** products like the **MBX A1200 030/040 Accelerator** or a new Hard drive, a RAM upgrade or a great *trade-in* deal on a New Amiga - call Garry.

For the **BEST** prices on  
**A4000, A1200**  
and the **NEW**  
**1942 Multisync Monitors**  
& **4091 SCSI 2 Cards**

**FREE delivery**  
**Australia-wide**

### CPA Service Specialties

- LOGO Design,
- Digitising,
- Rendering,
- Animation,
- Stop frame animation.



Commercial Production of Australia  
P.O. Box 187, Vaucluse NSW 2030

**Ph. (02) 337 6255**


**Fax (02) 337 6255**

Australia's #1 Professional AMIGA & Video Dealer

Join us at the  
WOC July 2-4  
Darling Harbour



Multi-Media Specialist  
Multi-Media Specialist  
Multi-Media Specialist  
Multi-Media Specialist  
Multi-Media Specialist



# The Animation Workshop

## Cut, Splice, Scale, Delay in a mouse click

by Dennis Nicholson

To say that *Anim Workshop*, or *AWorks* as the manual prefers to call it, is the answer to every Amiga animator's dream is an understatement! This program has arrived on our shores completely unannounced, but after using it for a very short time I was asking myself the question ... "Where have you been all my computing life?"

The package says "You can supercharge your work like never before" - believe me, it's true!

Have you ever wished you could alter the resolution of an anim file painlessly? Imagine you have just spent three months creating your 1000 frame 'master work' in high resolution mode (640 x 512 x 16 for example) for the world to see, but alas, you cannot show the world because it's too large to distribute on one disk. If only you had made it in low resolution instead.

You could now convert the 1000 frame anim file back to individual IFF images, laboriously re-size each image and finally produce another anim in the low-res mode. This could take you another three months. Think of the coffee expense!

You could start all over again and spend many more long hours manufacturing a new low-res version. Or you could invite the world to your home to see your original high-res version.

Or just maybe you'll purchase this newfangled program called *Anim Workshop* to do all the hard slogging for you. Believe me when I say you will opt for the latter once you see it in operation!

No problem for *AWorks*, simply import your original high-res anim file, select SCALE, and choose a new screen

size, in fact any size you like. *AWorks* will then begin its magic and automatically re-size the entire anim file accordingly. Your 1000 frame high-res file will be converted to a 1000 frame low-res anim in under ten minutes! But that's just the tip of the proverbial iceberg with this wonder program.

### Power

It can also convert anims to and from two, four, eight, 16 and 32 colour, HAM, HAM-E, DCTV and EHB (ExtraHalf Brite) modes. It will easily alter standard screen size anims to new overscan versions. It is also has the ability to re-colour anim files, as well as cut and paste frames.

It will flip anims (or selected frames), combine anims with other anims and/or individual images, and replace frames with other images or even whole

animations. It has no problems converting NTSC anims to PAL formats and vice-versa, but here comes the icing on the animation cake.

*AWorks* allows you to synchronise sound with specific anim frames. Yes, you can actually select any frame number and instruct the software to link a sound effect to it. Deluxe Paint can't do that!

### AdPro Required

Let me come down from anim-cloud nine for a moment and mention that all that glitters is not gold - in this case, all that flickers is not because of *AWorks*. The software needs a helper to perform its amazing tricks. *AWorks* has been designed to operate in tandem with ASDG's image processing package *Art Department Professional*. It uses *ADPro's* features and tacks many new additions on for good measure.

Referring back to the high-res to low-res anim conversion, *AWorks* is the controller of the operation, but it uses *ADPro's* Scaling function to make the changes. Which basically means that both programs have to be running for many of *AWorks'* options to work.

Let me give you another example. As one of *AWorks'* basic functions, it is capable of taking a list of images (24-bit or less) and creating an animation out of them. But 24-bit images (RGB) must be converted first to an Amiga

The Anim Workshop screen interface - similar in design to AdPro



viewable format. This is where *ADPro* enters the picture (excuse the pun).

With *ADPro* running, *AWorks* will automatically load the RGB files and convert them and then attempt to create an animation (assuming all images are the same size). *Aworks* can actually start *ADPro* for you if it is not already running, then fully configure it for your personal preferences.

When *ADPro* is first loaded *AWorks* gives you the opportunity to tell *ADPro* how much chip and fast RAM it is allowed to use. It is also possible to select which *ADPro* Loader/Saver options you want to interact with. Incidentally, the *AWorks* screen interface has been designed to closely match the style of the *ADPro* requesters.



The Anim Workshop TOOLS requester

### Hands on Example

Let me take you through an example of how *AWorks* operates. For this exercise I will describe how to add sound to an anim file. After *AWorks* is up and running you select the LOAD ANIM

button to import the anim file. You are then shown a listing of the anim file's main attributes - name, file size, frame count, dimensions, resolution and display mode.

The anim can be instantly viewed with the PLAY button. You can even freeze on an individual frame by clicking the left mouse button, or step through it one frame at a time. When an animation is playing *AWorks* offers many additional options, all of which are

accessed via the Animation Control Panel.

This panel, activated by the return key, sits in front of the running animation. It contains a frame counter and a set of buttons for animation speed and direction control. Included within the

## COMPUTA MAGIC NEW PRODUCTS

3.5 FLOPPY DISK DRIVES .....	\$139.00
BRILLIANCE .....	\$CALL
ANIM WORKSHOP .....	\$99.00
VIDI 12 UPGRADES 1.7 - 2.03 .....	\$CALL
GOLDEN IMAGE OCR U/G 06/07 .....	\$CALL
G/IMAGE PCMCIA 06/07/93 .....	\$249.00
TAKE 2 ANIMATION PACKAGE .....	\$104.95
MEGA MIX AUDIO DIGITISER .....	\$104.95
VIDI 12 AMIGA .....	\$BEST
INFRA RED MOUSE 06/07/93 .....	\$74.95
BRUSH PEN 250DPI 06/07/93 .....	\$CALL
G.I. 2-8 MB RAM 06/07/93 .....	\$CALL
<b>SPECIALS</b>	
AMIGA A4000 .....	TOO
AMIGA A1200 HD40 .....	LOW
AMIGA A2000HD .....	TO
AMIGA A600 .....	PRINT

(JULY RELEASES CAN BE PRE ORDERED)

44 PASCOE VALE RD  
MOONEE PONDS  
VICTORIA  
326 0133

E&OE

## COMPREPAIR WILL BE AT WORLD OF COMMODORE

REPRESENTING  
**ROMBO**

VIDI 12, MEGA MIX, TAKE 2.

**GOLDEN IMAGE**

HAND SCANNER, OPTICAL MOUSE,  
CORDLESS MOUSE, PCMCIA,  
250 DPI BRUSH MOUSE,  
AND MUCH MORE.

PRODUCTS WILL BE AVAILABLE  
TO THE PUBLIC AT ONCE ONLY  
SHOW PRICES.

OTHER NEW PRODUCTS TO BE  
RELEASED AT THE SHOW

DEALER ENQUIRIES  
WELCOMED

FAX (03) 370 8352

The Australian  
**COMMODORE  
 & AMIGA**  
*Review*

Make sure of getting  
 your copy

Subscribe now!

Please enrol me for a ..... issue  
 subscription to *The Australian  
 Commodore & Amiga Review*,  
 commencing with the ..... issue.

I enclose a cheque/  
 money order for \$.....  
 Please charge my Bankcard, Visa  
 Mastercard:

Card number:

Expiry date: ...../.....  
 Name: .....  
 Address: .....  
 Postcode: .....

Please tick applicable:

First Subscription   
 Renewal

To: **Saturday Magazine P/L**  
**21 Darley Road,**  
**Randwick NSW 2031**  
**Phone: 02 398 5111**  
**Fax: 02 398 5322**

Rates within Australia:  
 6 issues \$20.00 (inc. postage)  
 12 issues \$38.00 (inc. postage)

New Zealand: (inc. airmail postage)  
 6 issues Aus \$34.00  
 12 issues Aus \$68.00



Set AdPro's memory using the AWorks option

control panel is one feature I have desperately wanted for years - a frame rate indicator, but with a much-needed addition.

As well as showing you what speed the anim file should be running at - for example 25 frames per second (fps) - it also shows you how fast the anim is ACTUALLY running. Since some animations have large changes in the images from frame to frame, you may not always get an anim to play back at the original frame rate you set. At least you can easily find out how fast it IS running by looking at the frame rate indicator. I tested an anim file that was created at 30fps in *Deluxe Paint*, but *AWorks* told me that it was only running at 22fps.

There's more! (*Don't tell me - a free set of steak knives - Ed*) You can even set timings for individual anim frames. If you want frame number 56 to pause for a few seconds just use the inbuilt TAG option and tell it how long to hold that frame when replaying the anim file.

With this kind of timing option you can insert pauses into any animation and have totally customised playback timing throughout. Using the VIEW POSITION option it is even possible to move an animation around the screen while it's running. This is useful if you have an animation that is larger than the Amiga's viewable screen area or the view window size set within *AWorks's* Conversion Options requester. But I digress, back to the sound side of things.

Once an anim is loaded, you select the FRM (Frame) INFO button and you are presented with the Current Frame Information panel. At the top of this panel is displayed the current frame's number as well as the total number of frames in the animation. Next, you see the current frame's delta size and the average delta size for all of the animation's frames.

Delta size is the amount of change (in bytes) between the current frame and the next frame in the sequence. The larger the number, the slower the transition between this frame and the next frame will be. Naturally, the faster your Amiga, the faster your frames will be displayed.


### Let there be Sound

Located on the bottom section of the FRM INFO panel are the sound controls. There are four basic sound settings. First is the CHANNEL setting. There are four sound channels for sounds, two for each stereo channel. There can be four different sounds started at any frame.

The only sound file format currently supported by *AWorks* is IFF 8SVX. Sound can be played in five modes - CHANNEL SILENT - no sound, FOREGROUND INT - plays the sound one time every time its frame is displayed, FOREGROUND PRI - the same except any sound currently playing on the same channel will not be stopped and the new

Sydney 652 2712  
International 612 652 2712

Free Call 008 808 503



# Amadeus Computers

"The Mail Order Specialists"  
Suppliers of Quality Hardware and Software.

Ask for a  
copy of our  
comprehensive  
Amiga  
catalogue.

## Bible Reading/Search Programs from \$150.00

Hard disk or floppy versions.  
Extensive search functions, speech  
and built-in word processor with  
margin notes. Multiple windows  
allows you to compare verses from  
different parts of the Bible or  
different translations. Call for  
details.

## New VIDI framegrabbers capture photo-realistic video images in an instant!

Rombo are now shipping new  
models of the popular VIDI  
frame grabber which can capture  
4096 or 16.7 million colour  
images in real time. Full AGA  
support. Call for more info.

## X-CAD 2000/3000

3D packages recommended for  
the advanced enthusiast and  
professional CAD users. X-CAD  
2000 has 2500 commands and  
modifiers and X-CAD 3000 over  
6000. More features than you  
can list. Rave reviews overseas.  
Call for details.

X-CAD 2000 \$349.00  
X-CAD 3000 \$899.00

● 30 Day money back guarantee and 12 month warranty.

● Free delivery to anywhere in Australia. If not delivered within 10 days,  
we will give you a 10% refund!

### Super Fast Modems

14,400 fax/data from \$599.00.  
Data only from \$549.00.

Ultra fast and reliable complete with  
GP Fax and GP Term software.

2,400 BPS Modems from  
\$259.00.

### Phasar 4 - \$129.00

Acclaimed accountancy package for the  
non-accountants. Personal financial  
manager and organizer. Displays your  
tax liability, prepares tax forms and  
returns. File addresses, appointments on  
your calander/diary.

### Hyper Cache Professional - \$85.00

Accelerate your Hard disk access  
times to unbelievable speeds with  
this power packed program. Essential  
for Hard disk owners wanting to  
improve their personal productivity.

### X-Copy Professional \$99.00

It's back! The number  
one Amiga copying  
program is now readily  
available

### Final Copy II

Release 2 now  
available! UK or US  
Dictionary, all compu-  
graphic fonts now sup-  
ported. Landscape  
printing, AGA fully  
supported.

### Education Software

We have an extensive  
range of Australian and  
overseas software for  
home or school use.  
School catalogue and site  
licenses available.

### Type Smith \$199.00

Professional Amiga  
Font Generator and  
Editor. Ideal for the  
DTP user or anyone  
wanting to create fonts  
to meet their needs.

### Citizen and Canon Printers

Dot Matrix, Bubble Jet  
and Laser. Colour or  
black & white. Amiga  
drivers included. Call  
for prices.

### Amiga 1200 PCMCIA RAM

expansions from  
\$249.00.

Clock Module  
\$59.00.

### Distant Suns V 4.2

Latest version.  
Virtual Planetarium  
in your home. Rec.  
by Authur C. Clarke.

\$119.00

### Imagine 2.0 \$289.00

NEW Low Price  
for JUNE Only!

### Amiga Games

Latest games from all  
Distributors. Wing  
Commander, Lem-  
mings 2, Street Fighter  
II, Reach for the Skies,  
B-17 etc. AGA  
versions for some.

### Real 3D v2.0 \$799.00

The ultimate in 3D  
Modelling and  
Animation.  
AGA  
Aware!

Call for advice on your complete Amiga system solution.

Post orders to: 34 Tecoma Dve, Glenorie NSW 2157. Or Fax: 02 652 1515

See us at: The Home Computer Show  
June 4-6. The Sydney Computer  
Market - June 27th and 28th  
World of Commodore  
- from July 2-4

## Australian Commodore & Amiga back issues

### APRIL 1992 Vol. 9 No 4

● Upgrading to Workbench 2.0 ● Technosound Turbo ● Turboprint Professional ● CanDo ● AMOS - How to write a game ● Computer Care - Part III ● C64/128 - User groups, game conversions, which printer

**Games** - Strike Fleet, Final Blow, Knightmare, Micropose Formula One, Grand Prix, Vroom!, Lotus Turbo Esprit, Champions, Moonstone.

### MAY 1992 Vol. 9 No 5

● DPaint IV ● Music basics ● SuperJam - easy MIDI ● Desktop Video Book ● AMOS - Writing a game II ● CanDo - Workbench Control Panel ● C64/128 - PD update, Tips and tricks

**Games** - Fighter Command, Action Pack, Sliders, Videokid, Bane of the Cosmic Forge, Black Crypt, Gateway to the Savage Frontier.

### JUNE 1992 Vol. 9 No 6

● Amiga 600 ● AX RAM Four - A500 memory expansion ● A-570 CD ROM drive ● Answer - Amiga Phone Program ● DPaint - Stencils ● Amiga for Beginners book ● CanDo - System information Window ● Computer Care - Part IV

**C64/128** - Hard Drives, GeoTerm, Joysticks  
**Games** - Castles, Special Forces, Charge of the Light Brigade, Space Crusade, Home Alone, 4D Sports Driving.

### JULY 1992 Vol. 9 No 7

● AMOS for the beginner ● Phoenix Colour Digitiser ● Quick and easy video titling ● What the manual doesn't tell you ● AMOS - Menus ● CanDo - text editor ● Super Workbench III PD ● C64/128 - Gateway

**Games** - Titus the Fox, Harlequin, Mega-Pack 2, Baron Baldric, Legend, SimAnt

### NOV 1992 Vol. 9 No 11

● Amiga DOS 2.1 and 3.0 ● Artificial Landscape ● DPaint - the right moves ● CanDo - designing databases ● AMOS - AMOS Pro new features ● C64/128 - GeoCanvas, floppy drives  
**Games** - Great Napoleonic Battles, California Games II, AGE, Epic, Treasures of the Savage Frontier, Tennis Cup II

### DEC 1992 Vol. 9 No 12

● Opal Vision ● Blizzard Turbo Board Memory ● Video Director ● BBSs ● AMOS Professional ● CanDo - database reports ● C64/128 - C64 to PC, GeoWrite

**Games** - Myth, Dojo Dan, Liverpool, Crazy Cars II, Hook, Crime City

### JANUARY 1993 Vol. 10 No 1

● CanDO V2.0 ● Mini Office ● Hard Disk Standards ● Removeable mass storage ● Amiga Conference ● Display System ● Deluxe Paint Masterpiece ● Pagestream Hotlinks 1.1 ● AMOS - AMAL ● CanDo - AREXX

**C64/128** - Printer Problems, GeoVISION, Modems  
**Games** - Zool, Troddlers, Jaguar XJ220, Aquatic Games, PD Games, Robosport

### MARCH 1993 Vol. 10 No 3

● Dirwork and Diskmaster ● Crystal Sound ● AmiBack Vs Quarter Back ● Protracker ● DTP - Technique & design ● CanDo - A word Scramble game ● Opal - digital image composition ● C64 - Geos Utilities

**Games** - Hagar the Horrible, Howzat!, Nigel Mansell's World Championship, Nick Faldo's Championship, Golf, Paperboy 2, Tearaway Thomas

### APRIL 1993 Vol. 10 No 4

● Word Processing Comparison ● How to Connect Two Computers ● Getting Started with Scripting - Part II ● Virtual Reality Today ● Multi Plot XLNe ● CanDo - Pattern Matching Game ● DTP ● Hot PD ● Amos Column - Dual Play fields ● Deluxe Paint Tutorial - Hi-res ● Andy's Attic - Workbench 2 ● C64 - PD Update

**Games** - Curse of Enchantia, Wing Commander, Shadow of the Beast III, A-Train, Pinball Dreams, Catch 'Em

### MAY 1993 Vol. 10 No 5

● Professional Page 4.0 ● World of Commodore Show - New York report ● My Amiga 1200 - user report ● Amiga 1200 Games Compatibility Guide ● Morphing for Peanuts ● Amiga Expo 1993 - report from Melbourne ● Education Column ● You Can CanDo - Make your own Directory Utility ● Andy's Attic - Exploring WB2 ● Deluxe Paint Tutorial - Easy Abstracts with Virtual Colours ● C64 Column ● Hot PD - Latest in almost free software

**Games** - Lemmings 2, Historyline 1914-1918, Sword of Honour, Best of the Best Championship Karate, Lethal Weapon, Road Rash, Hook - Full Solution

\$3 each including postage. Send cheque or phone/fax credit card number. Saturday Magazine, 21 Darley Rd, Randwick NSW 2031. Ph (02) 398 5111 Fax (02) 398 5322.



*AnimAFTER: The anim reduced in size to make 64 mini-anim on screen*

sound will not play until the channel is clear, BACKGROUND INT and BACKGROUND PI - are the same as the Foreground options except that a sound is started at a specific frame and plays over and over.

The final buttons in the Frame Information Panel are the SET ALL, SET TAGGED and TEST options. All you have to do is select what frame to trigger your favourite sound effect. *AWorks*

*AnimBEFORE: An original anim frame*



saves all the relevant information and writes the details into the anim file.

## More Features

*AWorks* has many other talents. It allows you to GRAB any current Amiga screen image and instantly insert into an anim file, or analyse your anim with the HISTOGRAM tool. The software is also fully AREXX-compatible and comes supplied with several example scripts.

The manual is only 40 pages, but don't let that worry you. It describes all the program's features concisely, and with clear graphics. Oh yes, I almost forgot. Press HELP and *AWork's* screen interface changes to another colour, so you can pick a colour of your choice to suit your mood.

The package is supplied on a single disk, and comes with the Commodore hard drive installation utility. One more amazing thing about *AWorks* is its price.

I have seen many Amiga graphics-related programs come and go over the years, but I think I can safely say, that like *Deluxe Paint*, *Anim Workshop* is one package that every animator should own. *AWorks* is A1!

*Anim Workshop* is created by Brian Wagner for Axiom Software. RRP \$A99.95. Review copy supplied by Computa Magic, 44 Pascoe Vale Rd, Moonee Ponds 3039, (03) 326 0133. □



# Dpaint Tutorial

## A Roll of the Die

by Graham Bowden

**W**ouldn't it be nice to be able to use *Deluxe Paint's* animation powers to animate in 3D. Two dimensional paint programs may have apparently meaty brushes when viewed in their flat perspective plane, but when rotated 90 degrees they disappear.

That's an unfortunate drawback inherent in any two dimensional product. On the other hand it's perhaps propitious that *Deluxe Paint* isn't a 3D package because such packages are notoriously slow at rendering a single screen, let alone an animation sequence.

However, I wanted to animate a cube in three dimensions and I wanted it to be more realistic than the cube animation exercise in the *DPaint* manual. Figure 1 shows what results when a 2D representation of a cube is rotated on its "Y" axis by 360 degrees over 12 frames. When the cube gets edge on it disappears. So much for attempt one at animating a cube.

Attempt two in Figure 2 employed *PhotonPaint 2* to create ten separate brushes, which were then laid down one

frame at a time using *Deluxe Paint 4's* LightTable to align the brushes directly over each other. A brush representing one face of the cube was imported into *PhotonPaint*, where Alt-3 was used to wrap the brush onto three sides of a cube.

The aspect of the cube can be adjusted with the mouse before rendering to produce, individually, the ten rotating dice brushes. These ten brushes were saved on one page as a picture, and when *DPaint* was started that picture was imported onto the spare page. Animation frame number was set to 10 frames and the LightTable was activated to allow accurate placement of the brushes frame by frame.

The LightTable, which appeared with the release of *Deluxe Paint 4*, is an almost essential tool for the serious animator. Known in some circles as onion skinning, it allows the viewing of up to four frames of animation at once.

There are several ways to activate the LightTable. Pressing Alt-A will conjure up the Animation control panel from

which a click on the light bulb icon will activate it.

Another method, the quickest, is to hit "l" (that's lower case L) on the keyboard or one could always resort to the LightTable menu under the Effects menu. Once activated, selecting "P" from the control panel or Previous from the menu enables viewing the current frame and the previous frame. "2" shows the current plus the previous two frames and "N" displays the Next frame.

All three parameters can be selected simultaneously, together and at the same time to allow viewing of four animation frames at once. To avoid confusion it's usually preferable to leave the brightness setting in the Effects/LightTable menu at Dim. This ensures that any previous frames, although visible, are darker than the current frame. If you must, Alt-I will brighten the previous images. The "Next" frame cannot be dimmed. The "S" on the animation control panel will toggle the spare page view off and on.

Once set up with animation frames, LightTable set to "P" and spare page brushes, the "real 3D" cube animation began. From the spare page the first brush was picked up before returning to animation frame one and stamping it down. Moving to frame two with the LightTable active provided a dim view of the first frame. Stepping back to the spare page allowed the second cube to be grabbed as a brush before returning to frame two.

Figure 1

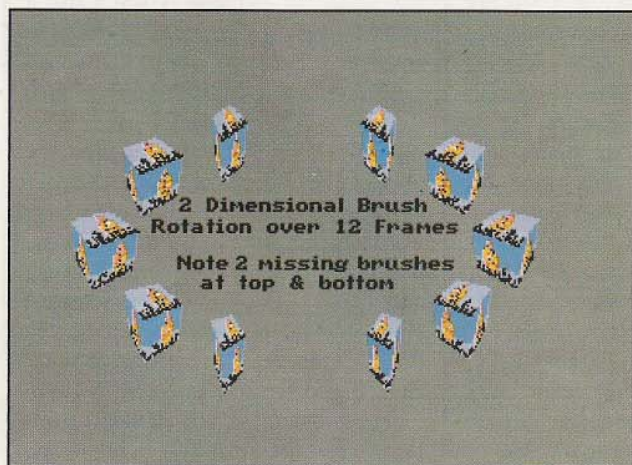


Figure 2






Figure 3

This second brush was aligned over the previous frame and stamped down. This process was repeated over the ten frames with each new brush carefully placed over the previous frame position. Now, while this method was all very convenient, valuable time was lost swapping from program to program, not to mention the time taken to render each of the separate brushes in *PhotonPaint*.

Clearly there was a need to find a way to draw and animate a cube using *Deluxe Paint* alone. 3D or not 3D, that was the question. Herein, frank and earnest artists, is the answer.

As the brush is to appear 3D, and as *DPaint's* perspective mode is specifically designed to manipulate brushes in this dimension, the answer obviously lies in perspective animation. Using the method expounded below it's a simple matter to ensure the angle of the dangle equals the swing of the thing so a rotating cube really looks like a rotating cube.

For our exercise we'll animate a dice. Well, a die really, dice is the plural and, to quote Elmer Fudd, once one's wendered we can wapidly wender seveal frowm it. And so we will in a future article.

For now, however, five die faces need to be drawn, as that's all that will be needed for this lesson. The sixth side will never come into view. These five sides are stored on the animation Scratch - read Spare - page and 36 frames will need to be created for the animation.

Pick the "six" brush up for the dice (die) top and enter Perspective mode. Call up the Perspective requester and set "Angle Step:" to 30 degrees and "Type:" to "Brush" (see the Perspective Requester in Figure 3) and position the brush directly over perspective centre. Two taps of <Shift>-7 (numerics keypad remember) will tilt the brush back to -60 degrees.

Now stamp it down over Perspective centre to locate it for the Move requester which will be the next feature used. Call up the Move requester and set it up as shown in Figure 3, click "DRAW" and the dice top will be rendered as a 36 frame animation. Playing the animation back reveals a rotating dice top which only needs sides to produce a realistic rendition of what we're after. Now, we need to get just a little technical.

The animation frame count was not set to 36 simply because it seemed like a good idea at the time. 36 was selected so that the dice would rotate 10 degrees between frames. 360 divided by 36 equals 10. This makes the maths simple. It means that every nine frames the top will have rotated 90 degrees, resulting in either the "X" or "Y" axis being aligned horizontally across the screen at these nine frame intervals.

That makes for easier side placement, because the four sides will have a "Y" axis angle of zero degrees every nine frames. 36 divided by nine equals four, there are only four vertical sides, so

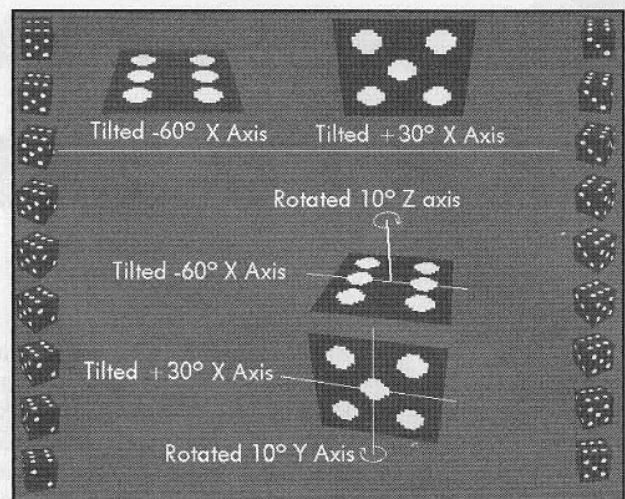


Figure 4

they will have an easily defined starting point every 90 degrees, as demonstrated in the boxed set of dice in Figure 3.

In Figure 4 we'll play with a few more angles. Frame one of the animation has the dice top situated as shown in the top left of Figure 4 and directly over perspective centre. After grabbing the "five" side as the next brush, step back into Perspective mode and call up the requester to check that "Angle Step:" is still 30 and "Type:" remains selected to "Brush".

Reset them if required.

When you're sure everything's correct, place the brush over perspective centre (which also happens to be over the dice top) and tap <Shift>-8 to tilt it 30 degrees forward. This, combined with the -60 degree angle of the dice top, produces the required angle of 90 between the top and side. There's still a small impediment to locating this side however.

Mouse movements move the brush along the "X" - horizontal - and "Y" - vertical - axes but we've altered the perspective of those axes. The "X" axis has now been rotated 30 degrees forward which results in a tilted "Y" axis. Any downward movement of the brush now will result in shrinking dimensions while upward movement will have the brush expanding as it moves outward along the perspective altered "Y" axis.

The problem, if you're able to follow, is that the brush has to be moved

down the screen from directly over perspective centre (and the dice top) so as to align the top edge of the side with the lower edge of the top. If you have *DPaint* running as you read this it becomes painfully obvious that the lengths of these two sides are no longer equal. Fortunately the good designers of *Deluxe Paint* have allowed for "Z" axis movement.

Naturally everyone knows that "Z" axis movement is movement into or out of the screen and is accomplished in Perspective mode by tapping the semi-colon ";" for motion toward the viewer (out of the screen) or the apostrophe "' to push the brush back into the screen. In this instance the brush needs to be enlarged so a combination of mouse movements and ";" key taps will quickly scale and align the edges and the brush can be stamped down.

### Y-Rotation

The next step is rotating the side face on its "Y" axis as we progress through the animation frames. As Figure 4 shows, while the dice top rotated on its "Z" axis, the side, because it is at 90 degrees to the top, rotates on its "Y" axis but still, with 360 degrees rotation in 36 frames, by 10 degrees per frame.

To accomplish this, call up the Perspective requester again and alter the "Angle Step:" to read 10 degrees. Now step to frame two of the animation, rotate the side face clockwise 10 degrees by tapping <Shift>-4, adjust the brush size using the ";" and "' keys if required and stamp the brush down. Repeating this action through to frame nine will have half of the steps for this one side completed.

So far this face has been animated from zero to 90 degrees clockwise. That is from the central position - zero degrees - through to the left position - 90 degrees. We've yet to complete the animation frames from the right - 90 degrees - to central position but take heart, if you've kept up so far the rest is easy.

Press the numeric keypad "6" to reset the "Y" axis to zero and hit keyboard <Shift>-1 to step back to frame one of the animation. This next series

of frames requires anti-clockwise brush rotation and backward steps through the animation frames. Use whatever means you're comfortable with to step back one frame then press <shift>-5 to rotate the brush 10 degrees anti-clockwise.

Adjust the brush in or out with the ";" and "' keys as before and stamp it down. Continue stepping back through the frames and adjusting the angle and size of the brush until you've completed the sequence. The dice down the left and right sides of Figure 4 should give a rough idea of this sequence of frames.

With this first side completed it's now a matter of picking up the brushes for the remaining three faces and using the same procedure to lay them down. Once all four sides are completed a little cleaning up and adjusting may be required around the edges and abutting sides, then a quick tap of the keyboard "4" key will reveal a reasonably lifelike rotating die.

Perhaps a little extra work with shadings may even produce lifelike shadows as the cube rotates. Those who really enjoy experimenting may like to try to use *DPaint* to animate the sides via the Move requester. I wish you luck.

Think of this ... adjusting the brushes in Perspective mode to set up the angles and sizes to match the top, then setting up the Move requester to rotate the sides a given angle over a given number of frames, is not the complete answer. Asking the Move requester to rotate a brush 90 degrees on its "Y" axis over nine frames will NOT produce the effect desired.

The sides, you see, do not simply rotate on their "Y" axes. They move along the circumference of a circle which has a diameter equal to the width of the brush if the brush is square. Without becoming too long-winded, let me say it is possible to automatically animate the sides.

The problem requires a couple of simple math equations to be solved but even then the brush needs to be moved along the "X" and "Z" axes as it rotates.

Contact me via this magazine if you'd like to know more. Next time we'll manipulate our dice as an AnimBrush for some special effects. □

## DEJA VU SOFTWARE & NOW CLR LICENCEWARE QUALITY SOFTWARE AT A PRICE ALL CAN AFFORD

### TITLES INCLUDE:

#### EDUCATIONAL

CLE001	T.C. DINOSAURS (2 DISK)
CLE003	T.C. SOLAR SYSTEM (3 DISK)
CLE011	LET'S LEARN
CLE016	KINGS & QUEENS
DV091	FUN TO LEARN
DV122	TELL THE TIME

#### UTILITIES

CLU003	TYPING TUTOR
CLU008	WORD FINDER PLUS
CLU010	POWER ACCOUNTS
DV077	POWERBASE
DV098	POWERTEXT
DV115	ROOTS

#### GAMES

CLG008	DRAGON TILES
CLG012	BULLDOZER BOB
CLG014	SONIC SMARTIEHEAD
DV127	THE VIKING SAGA
DV128	TOWER HILL
AUS003	LOST SOUL

<b>1 DISK PROG</b>	<b>\$14 RRP</b>
<b>2 DISK PROG</b>	<b>\$15</b>
<b>3 DISK PROG</b>	<b>\$16</b>

Deja Vu and CLR titles are available from:

*Don Quixote, Toowoomba Qld, Ph (076) 331 561*  
*Korella Trading, Belmont NSW, Ph (049) 458 455*  
*MVB Computers, Croydon Vic, Ph (03) 725 6255*  
*Amiga PD Centre, St Agnes SA, Ph (08) 396 2163*

*Amadeus Computers, Glenorie NSW,*  
*Ph (008) 808 503*

*Phoenix, Keswick SA, Ph (08) 293 8752*

*Squire Computers, Eltham Vic, Ph (03) 431 2747*

*Code One Computers, Wentworth Falls NSW,*  
*Ph (047) 416 054*

*PRC Australia, Bendigo (054) 416 054*

*Bright Electronics, Auckland NZ, (09) 524 9543*

**WRITE OR PHONE NOW FOR  
YOUR FREE CATALOGUE**

**ALLEN**  
COMPUTER SUPPLIES

Call for the Dealer  
nearest you.

where you *will* get more for your dollar!

**Call (03) 725 3379**

**Fax (03) 723 1780**

432 Dorset Road,  
Croydon Vic. 3136

**Latest 3 Disk PD  
Catalogue  
\$6.00**



# Σ

S  
i  
g  
m  
a  
c  
o  
m

02 524 9846

# Σ

S  
i  
g  
m  
a  
c  
o  
m

02 524 9846

June 4-6  
The Home Computer Show  
RAS Showground, Sydney

July 2-4  
World Of Commodore  
Darling Harbour, Sydney



# AMIGA CD ROM Systems

At last, an internal/external CD ROM drive system for the Amiga 500/2000/3000/4000.

- This unit supports CDTV, ISO 9660, Hi-Sierra and Mac HFS formats, as well as playing audio CD's.
- The software supports most SCSI controllers, is simple to install on any Amiga, and has a neat "Remote Control" panel for playing audio CSs.
- Besides the growing range of CDTV titles, Mac and IBM PC CD disks can be used with your emulators.
- Includes Fish Disk collection on CD ROM.



Internal unit **\$795**  
External unit **\$895**

Dealer Enquiries Welcome

## Call for our CD ROM Software listing



## Accelerators

**New Derringer 030**  
Add 030 power to your  
**A500/A2000 inexpensively.**

Modular Design lets you add '882 maths co-processor and 32-bit SIMM RAM in 1, 2, 4, 8 & 16 Meg upgrades as and when you need them.

- 68000 mode software selectable
- Surface-mount components for easy upgrade

With 2MB 32-bit RAM - **\$695**



## Hard Driving

★ SCSI 2 Hard Drives ★

★ SPECIAL ★

★ 240Mb SCSI 2 **\$699**

★ 1.05 Gig SCSI 2 **\$2449**

**GVP** See opposite for truly exceptional prices.

## Quantum Hard Drives

52 Megabytes	\$399
105 Megabytes	CALL
120 Megabytes	\$599
170 Megabytes	\$699
240 Megabytes	\$799
425 Megabytes	CALL
1.2 Gigabytes	CALL

## New Products



★ SPECIALS ★

GVP 68040 33Mhz Accelerator  
For Amiga 2000 includes space for 16 Mb  
40ns RAM - **SAVE 50% \$2599**

\*GVP 68040 33Mhz Accelerator for the Amiga  
A3000 **SAVE 50% \$1899**

## AMIGA 1200

A1200 now available. **CALL**

## AMIGA 4000/040 & 4000/030

A4000 now available in 030 and 040 processor  
versions with various Hard Drive sizes. **CALL**



## High Density Floppy Disk Drives

*Yes, by the time you see this they should be here!* Stock will be extremely limited, so hurry. Price is expected to be \$249.  
Phone for more details



## Odds'n'Ends

### AMIGA 1200 Upgrades

A1200 and A 600 upgrades to your  
processor, your hard drive etc. **CALL**

★ **Fax/Data/Answer-Machine  
Modem - All in one! \$649**

The New VOIDAX supports up to 14,400 baud data,  
fax and includes a digital voice answering machine.

**Optical Mouse \$99**

**Mouse Master \$59**

Allows your Mouse and Joystick to share one port.

# SOFTWARE

Scala MM200 AGA		\$399
Final Copy II		\$169
Cinemorph		\$249
Pro Page 3	<b>SELLOUT</b>	<b>\$139</b>
Pro Page 4		\$249
Pro Draw #		\$199
Pro Calc		\$229
Wordworth 2		\$269
Imagine 2 & 3		CALL
Vista Pro V3	<b>SPECIAL</b>	<b>\$99</b>
Bars and Pipes (New Version)		\$499
ImageFX		\$469
Real 3D V2		\$899
DPaint AGA		CALL



A1230 40Mhz 68030 for A1200	From	\$899
Impact 500 with 52Mb Quantum		Call
G-Force 25 Mhz with 68882 1Mb RAM		\$899
G-Force 40MHz with 68882 4Mb RAM		\$1599
G-Force 68040 for A2000 33 MHz		\$2599
G-Force 68040 for A3000	<b>SPECIAL CALL</b>	
<b>***INCREDIBLE***</b>		
Impact 2000 with 120Mb Quantum		\$899
Impact 2000 with 170Mb Quantum		\$1099
Digital Sound Studio - Stereo Digitiser		\$159



**June Special**  
**Impact Vision 24**  
**\$2599**

**Save \$900**



## Hi Res Cards

**Retina 24 bit Card + V-LAB Framegrabber**

**Retina 24-bit Card From \$899**

### Retina 24-bit Colour Card

offers resolutions up to 2400 x 1200, and interfaces to graphics libraries allowing most software to be run in much higher resolutions. Full 24-bit colour is available up to a resolution of 1152 x 862.

V-Lab is a 24-bit framegrabber designed to compliment the Retina or Harlequin boards. Both cards have full AdPro and Imagemaster drivers, as well as extensive developer libraries and docs.

Phone or call in for a Demonstration.



## EX-DEMO

Amiga 500	\$299
GVP Impact 500 series II From	\$675
A590 20Mb HD + 2Mb RAM	\$499
IBM Emulators	Call
68020 & 68030 Accelerators	Call

All with warranty. Call for availability



# sigma com

# Ph: (02) 524 9846

· Mobile: (018) 25 7471  
 · Facsimile: (02) 524 9839  
**Phone Orders Welcome**



## Systems

Amiga 1200 and 4000 Systems available in a wide variety of configurations. Because we are also a fully Authorised Commodore Dealer, we can offer you no nonsense pricing and quality service.

Call for the price you want!

## TRADE-IN

We happily trade-in any Amiga equipment  
**CALL US TODAY**



Here are Seven Reasons to shop at Sigma com

- FREE delivery in Australia
- FULL after-sales service
- FREE Technical advice
- FREE Hardware installation
- FREE Software installation
- Trade - ins always welcome
- Best Prices ALWAYS!



Visit our showroom at Suite 17, 20 - 24 Gibbs Street, Miranda - right behind Miranda Station.

See Sigma com at The Home Computer Show

RAS Showground Sydney 4-6 June 1993

and the

World Of Commodore

Darling Harbour Sydney 2-4 July 1993



# AMOS Column

by Wayne Johnson

***We have something a little special this month. Not only are the AMOSPro v1.1, AMOS 1.35, Compiler 1.35 updaters available, but as I promised last month, we have a quick interview with Francois Lionet, the guy who put the whole AMOS language together. Thanks all for the feedback and calls during the day. Your suggestions have been helping greatly.***

## Amiga 1200/4000 Compatibility

Just bought one or considering it? As you know, the AGA Amiga boots up as a default in AGA mode. In this mode it is possible to have a hires pointer (same resolution as the Workbench screen), and up to 256 colours on the Workbench. Now, the rule is this: as long as your mouse pointer is set up as lores and your workbench contains only four colours, AMOS will boot and work normally. However, pressing the left Amiga and A keys will switch you back to the Workbench, and pressing these keys again will return you to AMOS again but the graphics will become distorted.

It may sound stupid but as long as you don't need to go to the Workbench for any reason, AMOS will be happy. If you have a screen blanker in the background, it will remove your pointer and you will need to go to the Workbench and so, AMOS crashes.

You can live with this or get the AMOS 1.35 updater for AMOS The Creator users or the AMOS Pro v1.1 updater for Pro users. Also available is the Compiler updater v1.35.

## AMOSPro Update

There's quite a major change from AMOSPro v1.0 and v1.1. You find it all be-

low. If anyone needs the update quickly, it is available on Predators BBS (02) 604 6644 or the Amiga File Server (02) 876 8965, otherwise, contact the AMOS Club at PO Box 253, Rydalmere NSW 2116 to order the update. Catalogue disk v1.2 is now finished, fully AGA compatible, and has had a few new things added. Please note that the new Compiler 1.35 updater is not the official Pro Compiler release. It is simply an AGA Amiga compatible compiler.

## AMOSPro PD

The club is opening a new PD section for programs written with AMOSPro. If anyone has written anything in AMOSPro and wants to see it spread around, give me a call on (02)

748 4700 and we will discuss exchanging for some PD.

## Features added to AMOS Professional

- AMOSPro now works on AGA machines (1200/4000). You can now launch AMOSPro from the Workbench on an AGA machine, and flip between AMOSPro and the Workbench. AMOSPro does not yet exploit the new resolution modes: we are currently working on it. Version 1.2 is to be released later this year.

- AMOSPro now works with a screen blanker. A screen blanker can work under the Workbench without causing problems with AMOSPro. When AMOSPro is displayed it sends fake mouse movements every five seconds simulating a user input. The file selector has been vastly improved.

- Full Multitasking: the input/output of the file selector is now handled by a separate task. You can safely type in a file name while the directory is being read.

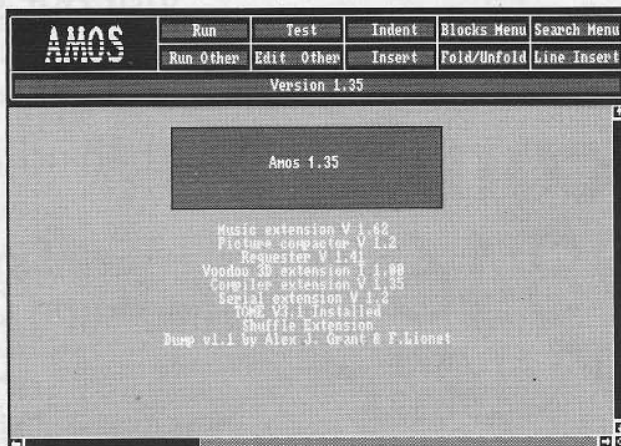
- STORE slider: instead of this button's old effect of displaying random directories, you are now presented with a list of all the stored directory pathnames.

- The Right mouse button now has an effect. This was originally in AMOS and Easy AMOS: click the right mouse button and you'll get the current device list displayed in the file selector. Click again and you'll receive the assign list, click another time and you'll get the stored list of directories, and another time brings you back to the directory you started from.

- Testing speed has been improved.

- The testing process has been rewritten, and is now up to 50% faster (usually 30 to 40% on a 68000 based Amiga).

- You can now configure your own default screen. Getting bored with the orange lores screen? You'd prefer it to be Workbench grey, hires



# Solutions Rendered

**We give you the complete solution!**

Call Mike, Doug or Jeroen on **(02) 477 5353**  
or fax us your requirements on **(02) 476 5736**

Mail & Credit Card orders welcome.

Solutions Rendered Pty Ltd. ACN 057923645

9 Miller Avenue, Hornsby NSW 2077

**We are a team dedicated to bringing you the best in Amiga desktop video and desktop publishing. We use and support the products we sell.**

## Hot Hardware

- OpalVision Release 2 - Call for details.
- Exciting add on products for Amiga 1200.
- Epson A4 full colour flatbed scanner - scans in 24 bit colour or 8 bit grey scales. OCR software now available!
- IV-24 - 24 bit graphics board / Genlock / Framegrabber from GVP. ☆☆ Now at a new lower price ☆☆
- Retina 24 bit High Resolution display card.

## DTP Services available

- Laser Printing Service - 300dpi postscript printing.  
All major Amiga formats supported.
- Full Colour glossy 300dpi printing service  
A4 or A3 prints of your graphic masterpiece.
- Digitizing and Scanning - Up to A4 full colour or B/W.
- Complete Artwork and Design service - Illustration, company logos, business presentations, catalogues, etc

## Multi-Media, Film & Video Services

- Graphic Design - Illustration, logos, business presentations.
- Rendering & Animation - Cel animation and 3D Ray-tracing for film or video. AutoCad users - DXF files rendered in 24 bit colour, HAM8 or grey scale.
- Multi-Media presentations.
- Frame grabbing from VHS, S-VHS or other video source.

☆☆**NEW**☆☆ - KEEP TRACK - The complete customer contact oriented database with integrated Calender, Diary and To-Do list.

## Mike's Message Board

We are now open on Saturdays 9am-1pm- so feel free to drop in and see us sometime. We will also be at the World of Commodore show this year (with lots of goodies on hand) so take my word for it folks, this will be an event not to be missed.

## Hot Software

- Final Copy II UK version
- SoftFaces Vol 1-4
- Deluxe Paint IV AGA
- PageStream 2.2 Power Pack - with 47 fonts.
- Art Expressions
- Pro Page 4.0 / Pro Draw
- Vista Pro 3.0
- ProWrite 3.3
- Ami-Back
- Ami-Back Tools
- Alladin 4D
- ImageFX
- Art Department Pro
- Morph Plus
- Scala MM210 AGA
- Directory Opus V4
- PC-Task - now with VGA display modes!
- LinkUP - Transfer data to and from a Sharp Organizer.
- PowerCopy Professional
- Broadcast Titler II SHR
- SAS/C V6 Dev. System
- True Print 24
- Real 3D V2
- Real 3D Classic
- Brilliance - Awesome HAM8 Paint Program
- TypeSmith - Professional Outline font Editor.
- Caligari 24
- Migraph OCR Software
- Bars & Pipes Pro V2 and much more...

interlaced and overscanned? No problem, just set it up using the new options in the Interpreter\_Config.

## AMOS program

You can now configure the Amiga-A key combination. Up till now there has been no choice, Amiga-A was the only way to flip between AMOS and the Workbench. Now you can define your very own key combination such as Left Amiga + N like normal Amiga Workbench screens.

AMOSPro used to open a small screen at the bottom of the Workbench display to do its graphic work. Some users have complained about this (and rightly so). It has now been removed. In fact the entire screen system in amos.library has been totally re-written so that it is much more system-friendly.

- It is now possible to relocate the mouse pointer when in direct mode.

- If you have lost your mouse pointer (it's off the screen or you've hidden it), just press the <HELP> key and the mouse pointer will appear in the top-left corner of the direct mode window.

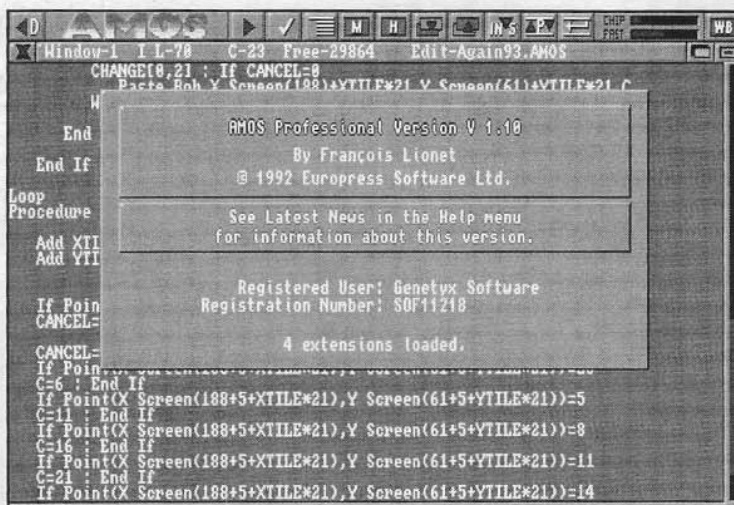
- Closing the last window now also gives you the option to quit the AMOSPro editor.

- The disk manager now copies and formats high density disks on an Amiga 4000. The debugging monitor does not single step through closed procedures anymore. This allows much faster debugging.

Printer device now sends its requester to AMOSPro and not the Workbench screen as it used to do. You can now use the 3D and Compiler extensions within AMOSPro. This will not allow you to compile the new Pro commands, it is still the only compiler (1.34 upwards is needed). The Pro compiler should be available within the next few weeks.

## Bug Report

The equate system now works fine. Machine language procedures used to have difficulty accepting more than one parameter. ERRN now returns the proper error number.- ERR\$ returns the



good error message. Track Loop On / Off now works. On Break Proc works. LPrint does not leave the printer device open: you can now do a LPrint and then a Printer Open.

The testing process does not report an error with the following line: If A\$="" And B\$="" Then ... Mid\$, Left\$, Right\$ as instructions are now corrected. Monitor - Now works in interlaced mode.

Pressing HELP while a program was run used to mess up the system. You cannot evaluate any more the command =FSEL(\$) and any special functions. They used to cause funny effects! Marking an array without marking the indexes used to crash.

Used to crash when accessing the program slider of a very small listing. Expression evaluation problems removed.

File Selector - Default name now works. The slider used to be badly positioned with a small number of files.

Editor - A random line number used to be displayed in the Edit / Direct window after an error. Stupid bug this one. Sorry.

Blocks do not include random characters any more. A program which included extension commands that weren't available used to crash. The User menu add and delete options now work fine. Autosave sometimes appeared for no

reason.

You can now record a macro over an existing one without crashing. You can now remove a keyboard shortcut. Shift+Space does not produce a line of garbage any more. The Insert/Overwrite button now indicates the current state.

Direct Mode - BStart and BLength used to crash History buffer system corrected. EDIT now works. RUN now works.

CONTROL-C does not crash any more. Dialog boxes do not grab all the keyboard inputs anymore.

Object Editor: when grabbing a bank from the current program, the hotspots are not lost any more. The default font for any AMOS screen is now Topaz 8, whatever the default Workbench font is. EDialog reports the correct number.

## Corrections to the User Guide:

- Page 08.01.01 - The second line of the program listing should read:

```
Flash 1,"(FFF,1) (000,147)
(A5F,2)"Page 09.01.09
```

- Line five of the second listing should read:

```
A$=A$+"RU 0,%1100, wait for either a mouse click or a key press"Page 09.02.06 - The JmP command is in fact Jump.
```



# Interview

## Francois Lionet

Francois kindly agreed to interrupt his BUSY schedule and answer some programmers' questions for us. AMOSPro is going to become a bigger and bigger product. There's a heck of a lot on the way over the next two years, and I asked Francois the most common questions in AMOS programmers' minds:

**WJ:** Will AMOS be continuing on the Amiga for the next five years or will you move to the PC?

**FL:** BOTH! I will, of course, stay on the Amiga and make AMOS evolve in a proper way: AGA, better Intuition support ... Well, I will finish the AMOSPro Compiler, and then my employee will take care of AMOS.

So I tell you: one person is going to work full time on AMOS, just beside me! So be ready to have a lot of new products for AMOSPro for the next months: interface builder, Intuition extension ... I will personally move to the PC as soon as the Pro compiler is over. A friend of mine has started to work on the PC since January. We expect the PC product to be finished for September '94.

This product will be much more modern, object orientated etc ... So ideally, I would like to come back to the Amiga and port the main features of the PC product back into AMOS.

**WJ:** Why wasn't Intuition put into AMOS from the beginning?

**FL:** Intuition was not put into AMOS from the beginning because Intuition V1.3 was just not exciting at all! Ugly interface, (AMOS 1.3 interface was also ugly, I agree!) slow screen handling. At that time, chip poking was the only OFFICIAL, supported by Commodore, way to achieve graphic effects with an Amiga. V2.0 of Intuition was better, but

no screen effect could be achieved with it. It is only with V3.0 that you can consider writing usable games using Intuition.

You must also keep in mind that AMOS was to be a GAME creator at first. It is the user who has decided to make it do other things. I still consider that it is difficult to write serious applications in AMOS. AMOS is the best for multimedia purposes (at least 10 French companies are using it to create multimedia screens in shops), educational software ... and fun!

AMOS is also very good for CDTV development: five titles have been written in AMOS so far.

**WJ:** What inspired you to go with the Amiga when there's a huge market elsewhere?

**FL:** The PC market was not that huge at that time: it was office only. It is only now that the PC game market is growing.

**WJ:** What did you do to get AMOS published?

**FL:** In fact, before AMOS, was STOS, the ST version. We got it published in France, and only sold 188. Then we went to see Europress Software (Mandarin Software at that time). Mandarin asked for many modifications to the product, and that was it!

**WJ:** When did you first start programming? What age? What was the first program you ever wrote?

**FL:** I started programming at 17, when I began my vet study. My first computer was a 6502 board, very exciting (in 1981) with 4k, a build-in keyboard and a cassette (Superboard II from OHIO Scientific). On this computer, I had a lot of fun, I wrote many games: Galaxian, tennis, Defender, using my home-made assembler! Then I had an

Oric (6502), Amstrad CPC 464, CBM 64, PC, Atari and finally Amiga!

**WJ:** Did the fact that AmigaBASIC was so appalling influence your decision to write AMOS?

**FL:** Of course, AmigaBASIC was one of the reasons why I decided to write AMOS. The other reason was the potential of the machine, which was amazing!

**WJ:** Are you married? Do you have brothers and sisters? Are any of your relatives interested in computers?

**FL:** I have been married for three years now, my wife's name is Carine. We have a baby boy named Christopher, who was born on May 10th 1992. I have a dog called Daisy, who is very keen on helping me writing this software. I have two brothers, one is a dentist, the other is a cardiologist in Tahiti!

My wife does not understand anything in computers! She cannot even find a name in the electronic phonebook (minitel, that we have in France), and I can tell you, that is simple.

**WJ:** What programs have you written in the past other than AMOS and STOS?

**FL:** I have written many programs in the past: many games for the Oric, that you don't know, many games for the CBM64 that were total flops. You might know these ones: I have done the PC and CBM64 versions of *Captain Blood*.

**WJ:** How many lines of assembly code and man hours was involved in creating AMOS?

**FL:** AMOS is about 100,000 lines of assembly, and took 13 months to program. I have not counted the manhours, but say it might be around 3000 or so.

**WJ:** What's planned for the future? Will you continue to write languages or will you end up doing something completely different?

**FL:** Well the future is: AMOSPro compiler, then PC product, then ... no one knows. May be back to the Amiga, or CD roms or retirement!

Back to normal next month. Who wants a to write a tile system without owning TOME? I'll show you how a month from now. □



We will be on Stand 32  
at the  
world of commodore  
- July 2-4 Sydney

**DON'T PANIC CALL ROB NOW**

# AMI-TECH

For the latest in Amiga Technology

★ June Special 10 PD Disks free  
with **EVERY** computer purchase  
**VOIDAX II \$645**  
14 400bps VoiceMail, Data & Fax m  
**A500 40Mb Hard Disk**  
Slimline drive fits internally and let  
keep your Internal Floppy drive.

## AMIGA ICD GVP Derringer

Exclusive distributor

Impact 500 with 52Mb Quantum	\$899	GVP 68040 for A2000/A3000 33 MHz	Call
Impact 500 with 120 Mb Quantum	\$1199	GVP GLock Genlock	\$895
Ex Demo Units	Call	GVP A530 turbodrives, for trade-ups	Call
PC286 16 Emulator to suit	\$375	Digital Sound Studio - Stereo Digitiser	\$179
A600Hard Drives From	\$300	GVP A500 68030 Accelerator 40MHz	Call
Impact 2000 Card only	\$345	ADDISON & WESLEY Manuals	All Books in Stock
Impact 2000 Hard Card with 52Mb Quantum	\$795	Hot Software.	
Impact 2000 Hard Card with 120Mb Quantum	\$999	Real 3D Version 2 • Vidi 12	
Impact 2000 Hard Card with other drives	Call	AdPro V2.2 • Bars n' Pipes V2 • Broadcast Titler II	
RAM to suit Impact 2000 cards 2Mb	\$170	• Image Master • Imagine • Brilliance	
GVP G-Force 030 Accelerator 25 Mhz 1Mb	\$1195	<b>Complete PD library in stock</b>	
GVP G-Force 030 Accelerator 40MHz 4Mb	\$1795	<b>Stereo Speakers for Multisync monitors</b>	\$59 & \$99
GVP G-Force 030 Accelerator 50MHz 4Mb	\$2599		

Amiga A500/  
inexpensively  
The Derringer's  
you need them.  
co-processor an  
The SIMMs co  
modules in the  
uses a built-in  
1.3 or 2.04 int  
Derringer. 68  
Surface-mov  
**25Mhz D**  
**with 2M**  
**40Mhz D**  
**2MB 32**

Removable/Hard Drives

These units suit A590 upgrades and most SCSI controllers. External cases available. Call for other sizes.	
52 Mb Quantum	\$475
120 Mb Quantum	\$695
240 Mb Quantum	\$1075
<b>Removable Media</b>	
<b>Syquest Removable Media</b>	
<b>44 Mb drive with 1 cartridge</b>	<b>\$745</b>
<b>88 Mb drive with 1 cartridge</b>	<b>\$1049</b>

External cases and power supply to suit \$245  
20Mb Floptical Drive and cartridge Call

Video/Floppy Drives

<b>NEW 1.44 Mb HD floppy A500/A2000</b>	<b>\$229</b>
Internal 3.5" Drive A2000	\$175
Internal 3.5" Drive A500	\$175
External Roctec Super-Slim 3.5" FD	\$165
External 5.25" Drive	Call
<b>Retina 24bit Colour Cards From</b>	<b>\$899</b>
<b>V-Lab Digitizer 1028 x 2056 onscreen</b>	<b>From \$849</b>
DCTV 24bit digitizer/animation	\$995
Rogen Genlock	\$369
GVP IV-24 Incredible!	Call
ICD Flicker Free II	\$475
<b>Scanners &amp; OCR</b>	<b>From \$475</b>

Memory Expansion

ICD AdRAM for A500. "The most reliable & compatible of this type of expansions." Uses A501 slot. 1 - 4Mb Chip RAM	
Come standard with 1Meg Chip RAM	\$245
Price per extra 1Meg	\$90
GVP RAM 8 for A2000.2 to 8Meg RAM	
2mb fitted.	\$395
A600 memory expansion unit	\$95
8Mb card for A2000	\$245
A3000 static Column Mode	
FAST RAM per Mb	\$130
GVP RAM - see GVP section	
X RAM units 2Mb Chip	+\$445

50Mhz  
2MB 32

New  
you  
- 50  
19  
A

12  
10  
A

Bits n' Pieces "High Speed"

GVP G - Force - see GVP Section	
<b>VXL - 30 68030 accelerator for A500 25Mhz Flash 2Meg</b>	<b>\$949</b>
VXL - 30 68030 accelerator for A500 40Mhz Flash 2Meg	\$1259
<b>Rocket Launcher 50Mhz speed-up for Commodore 2630</b>	
	\$995
Progressive Peripherals 68040/Accelerator boards	From \$2700
MegaMidget Racer for A500 68030 Static RAM option	Call
ICD AdSpeed 16Mhz for A500	\$360
Blizzard Boards 14mhz and RAM (Up to 8Mb)	\$395
VOIDAX II Voice/Data Fax Modem 14,400 bps	\$645
CD ROM Drive with complete Fred Fish set	From \$795

**TRADE UP! Your old 500 or 2000  
to an Amiga 1200 or 4000 today.**

Ex-DEMOS/Specials

A500 512K with mouse, manuals, original Workbench disks.	\$345
A510 expansions	\$59.80
SRAM 500	\$275
A2091 Hard cards	
8 Mb RAM card for A2000	\$295
AT-Once Emulator	\$399
<b>A2091 with 52 Mb Quantum</b>	<b>\$599</b>
A500 Revision 6A Motherboard Upgrade	\$245
Workbench 2.04 ROM	\$89
<b>A3000 Workbench 2.x ROM Upgrade</b>	<b>\$95</b>
Kickboard (Allows 2 or 3 Kickstart ROMs switchable)	\$49
<b>BIGFOOT 200W Power supply for A500</b>	<b>\$175</b>
ALL CUSTOM CHIPS	\$Call
Ex-Demo 2620, 2630, GVP	Call

**We carry hard to get software, so ring and be surprised.  
If you don't see it listed here . . . we probably have it,  
so CALL for our Best Prices!**  
Technical and Service enquiries welcome.

Wh

e★  
sed.

odem  
Drives  
is you

\$500

Upgrade  
**'030 A4000**  
**to '040**  
From \$1400

Amitech is open  
**9 to 5 Monday to Saturday**  
and for *latenight shopping on Thursdays*

## Derringer '030

**A2000 - add '030 Accelerator power** with CSA's Single board 68030 Accelerator. modular design allows you to add the items you want as you want. The 030 board runs at 25/33 or 50Mhz. Add an '882 maths board and 32-bit SIMM RAM on to the motherboard as you want. Come in 1, 2, 4, 8 and 16 Megabyte modules (32 Megabyte maximum). No daughterboard is required! The Derringer 030 Memory Management Unit (MMU) and can remap Kickstart to 32-bit RAM through special hardware built into the board. 030 mode is selectable via software or hardware. Excellent component design for reliability and performance!

**Derringer 608030**

**B 32-bit RAM -**

Derringer with  
32-bit RAM - \$1195

Derringer with  
64-bit RAM - \$1395

While Stock Lasts  
**Derringer '030**  
with RAM & Coprocessor  
**\$645**

Amiga 1200 or 4000 systems set up to your requirements - 030 or 040Mhz, 120 Mb hard drive and 2 - 16 Meg RAM, 60 Multisync or better? **Your choice.**

### **MIGA 4000** From \$4195

120 Mb Hard Drive - Upgrade available. RAM expandable to 640 Mb on board. 25Mhz 030/040 - Chip Upgradeable to 060

**MIGA 1200** From \$1195  
120 Mb Hard Drive - Upgrades available to 120Mb

**A4000 4091 SCSI II Card** \$ 599

**A1200/600 Hard Drive upgrade** \$ 350

**A1200 Memory upgrade** From \$ 279

**A600 Memory upgrade** \$ 129

**Retina 24bit Colour cards** From \$ 799

#### **CDROM Drives.**

Comes with Fish 1-760 External \$895 Internal \$795

**VOIDAX II 14 400bps**  
Voice, Data & Fax modem \$645

#### **Whats On?**

Do you want to try out the IV24 in a 4000, or a Retina board? Like to see OpalVision on an 040 or test drive the *Multi-Platform Amiga from Hell!* All are fully installed **only** at Amitech in Cronulla now. **Mail/Phone orders always welcome.**

Try Before  
You Buy!

## What's new.

Well it's back to the old format of a news letter.

I have been to the WOC in New York in March and the biggest thing I noticed was the lack of enthusiasm for the A500-2000 series.

Of interest was the supposed AGA Upgrade Board. A beta version that I saw running seemed to work well BUT at a price of US\$999.00 (A\$1600.00)

A much better way to get AGA . . . go 24bit with the RETINA card. This card allows you to display up to 2048 x 2048 res on the Workbench screen in full 24 bit, with full anti-flicker capabilities. The cards come with up to 4Meg of Video RAM from \$895.00. That, methinks, makes better sense than the AGA upgrade.

The most impressive item I saw in New York (aside from the 4000 Tower) was the Emplant stand, with a crowd, 10 deep, having a look. Thank goodness that the board works fine now. All software bugs seem to be fixed and at last I can sell this great board again.

At \$699 the EMPLANT is excellent value and Amitech was able to secure Australian rights to import and service this product.

CSA has launched a NEW A1200 product. A 50Mhz accelerator with a 50Mhz '882 and room for a RAM/Clock and SCSI controller. At \$1395 this will make your 1200 run faster than a 4000 in many ways.

Plus CSA's networking system means you can run all your Ami's together.

All the best and see you at the WOC in Sydney. Rob.

PS There was an error in the price of the VOIDAX II modem last month . . . it should have been \$645. A very good price for a brilliant modem!

## **EMPLANT - the ONE Emulator \$699**

Finally . . . ONE board to emulate ANY Computer or OS on your Amiga in full colour, AGA or 24bit and keep the Multi-tasking going.

Any A500/1000 A2000/2500 or 3000 can now use Apple or PC software as this board emulates the OS in RAM. It has highspeed dual serial interface (independently usable from Amiga) and completely supports Apple Talk for Mac printers etc. The SCSI interface (optional) supports up to 7 SCSI devices at once including CD ROM and Tape Backup.

Emplant runs at 80 - 85% the speed of a Mac Quadra!

Supports Custom EPROMS, SIMM modules & Static RAM.

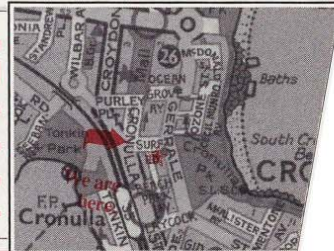
Mac ROMs not included.

## **CSA's Twelve Gauge! 050Mhz \$1395**

Build an A1200 Workstation!

- 50 MHz 68030 "Burst Mode" DRAM accelerator + 50 MHz 68882 socket
- Special 40 MHz 68EC030 version available
- Add-on SCSI Ctrl for CD ROM, tape backup, optical & removable media drives
- 32-bit Burst Mode DRAM 1,2,4,8,16 or 32 Mbyte. Use std 60ns DRAM SIMMS
- Optional autoconfig ROM supports autoboot/hardware configuration
- Installs into trap door slot of A1200

**We are easy to find,  
have easy parking  
and friendly service.  
We are at Shop 9,  
2a Surf Road,  
Cronulla.**



Where will you find us? Down the road from our old shop  
Shop 9 / 2a Surf Road Cronulla NSW  
Phone Orders are welcome

Phone (02) **544 1874**  
08 49 3232

Cheesburger BBS (02) 544 1248 Fax (02) 544 1873

LM Ami.ACAR693

# For Beginners Andy's Attic

## Exploring WB2.0

by Andrew Leniart

Last month we began exploring the contents of the WB Tools Drawer and had a bit of a fiddle with IconEdit. We conclude our look at IconEdit this issue and take a look at some of the other bonza utilities which came with the upgrade.

### IconEdit Continues

Ever wondered how some magazines create those fab looking disk icons for their disk magazines? The hardest part if you're not much of an artist is creating the actual shell or shape of the disk. I remember agonizing over this task in *Deluxe Paint* for what seemed like endless hours a few years ago when I was compiling disks for PD libraries. What I wouldn't have given at the time for a decent icon editor that had the ability to

load in existing icons and allow me to modify them to what I wanted.

IconEdit allows you to do that and more. Simply load in any .info file which takes your fancy and modify it to your heart's content. You then have the option of saving it as a Disk, Project, Tool, Drawer or Garbage icon. Even better, you have the option of saving the image as an IFF brush, so you can load it into sophisticated paint programs such as *Deluxe Paint*. There you can make intricate changes which are not possible in IconEdit and load the brush back in to change it back into an icon file. By the same token, load in any IFF pic or brush which you like and turn it into an icon. It's all made possible with the pull down menus in IconEdit.

IconEdit rivals similar utilities in public domain circles. So if you've been

using a PD editor to manipulate icons with, do yourself a favour and take a look at the new IconEdit program. You're in for a few nice surprises.

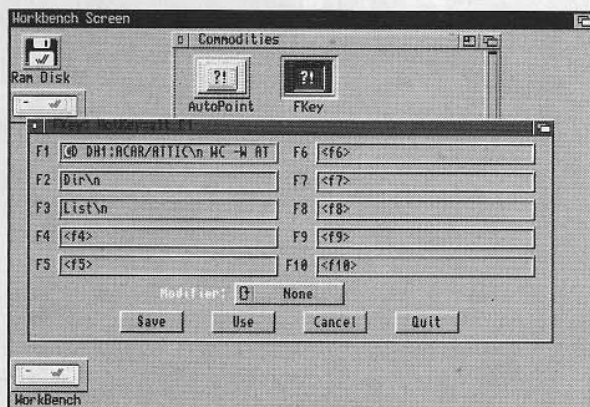
### What's a Commodity?

The introduction of a Commodities Drawer and handler to WB2.0 seems to have caused confusion to many Amiga owners. A look in the Oxford Dictionary gives a meaning of "Useful thing; article of trade". Well, I guess it's kinda right. Commodities are certainly useful, but tools of trade? Nah ... A better explanation: A commodity is basically a program which is useful in enhancing your Workbench or Shell working environment. These programs do all sorts of nifty things like allowing us to pop up a CLI window by the press of a couple of keys to things like being able to assign function keys to perform certain tasks for us with the press of a single key.

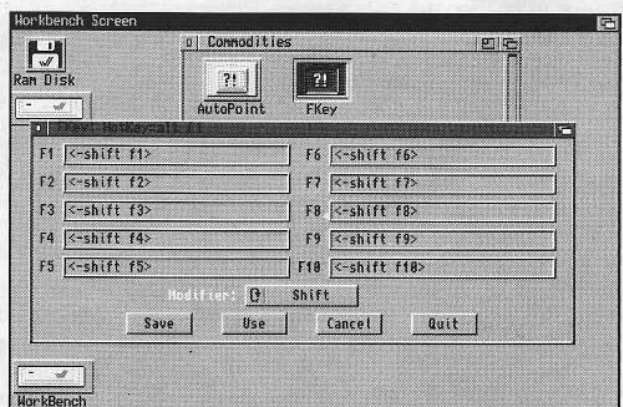
You can already find many of these little gems written by PD/ShareWare authors in the public domain libraries and as time goes on, so will the amount of programs grow and become available to us. This statement is as true as saying computers will continue to be developed and operating systems will be enhanced. Trust me on this one.


We'll be looking at some particularly useful PD commodities as they become available in future issues. For the time being, however, let's take a squiz at a few that Commodore sup-

Using F Key to define your own hot keys



F Key allows for keyboard modifiers such as Shift and Alt





*Icon Edit is vastly improved over the workbench 1.3 version*

plied to us with the WB2 upgrade and see if we can work out how and why they may be useful to us.

### **Commodities Drawer**

Find the Commodities Drawer in the Tools sub directory of your Workbench disk. In there, you'll find about a half a dozen of em. Let's have a look at them.

#### **NoCapsLock**

Ever been frustrated by that annoying little Caps Lock key on the Amiga's keyboard? If you do a fair bit of word processing or typing, be it letters to friends or family, school assignment or whatever, then I would bet that quite a few of you would answer yes to this question. I know it's frustrated this little black duck more times than I care to admit!

Recognize this scenario? There you are typing away madly in the wee hours of the night trying to get your school assignment done in time to get a few hours of shuteye (or in my case, trying to make sure I get this column finished before the deadline ... err ... just kidding Mr Farrell, I do them in plenty of time ... honest) and you end up with sentences or worse, paragraphs that loOK SOMETHING LIKE THIS BEFORE YOU REALIZE THAT YOU'VE ACCIDENTALLY HIT THAT BLASTED CAPS LOCK KEY, making you back-space over everything you've typed and type it in all over again? Arghhhh!

Of course, a simple solution to the problem is to grab a pair of pointy nosed pliers from the garage and yank that troublesome little blighter out of the keyboard just like a dentist gets rid of an annoying tooth for you. Problem solved! Well, a solution it might be, but not a desirable one I'll admit.

Enter the NoCapsLock Commodity to the rescue. Double click on this little gem and your problems are solved. What it effectively does is temporarily make that key non existent so far as the Amiga is concerned. You can now accidentally hit it as many times as you like and the Amiga will simply ignore the press of it completely.

If you find that you need it again, simply double click NoCapsLock icon again and it will be deactivated. Works great and is a commodity I now use each and every time I write an article for ACAR.

#### **AutoPoint**

This one is also a goodun, especially for those that have a few windows and multiple CLIs open on their Workbench at the same time. So what's it do?

Quite simply, it makes any Window or Shell ACTIVE immediately the mouse pointer is over the top of it. Normally to make a window active you need to put the mouse in the window and then click once. The need for this click is eliminated when running AutoPoint. Check it out, it really works and does save time.

### **Blanker**

Yup, you guessed it matey, a screen blanker is what it certainly is. Well okay, okay, so it hasn't got any of the bells and whistles that other available PD screen blankers boast like winged toasters flying around on your monitor or fancy lines scrolling around on the screen, but heck, who needs them? All we want to do is blank the screen when there is no activity to help preserve our monitor, right?

Double click it and you'll get a small window asking you how many seconds you wish to pass before it blanks your screen for you. Specify the amount of time desired and click on the HIDE gadget to make it do its stuff. Alternatively, you can also select Hide from the pull down menus to achieve the same result.

Get rid of it by pressing SHIFT-F1 to bring the window back up again and either click on Quit to kill it or select Quit from its pull down menu to achieve the same result. Simplicity itself and so it should be for a little proggy like this.

A final note on this one. Blanker will default to 60 seconds each time you start it up for the first time. To change this default to your own preferred time, edit the icon's Tool Type by clicking on it once to highlight it and then pressing "Right Amiga-I" to bring up the icon's information screen.

Now if you prefer 90 seconds instead of the default, edit the SECONDS=60 to say SECONDS=90 and save the changes. From there on, each time you fire it up, it will already have 90 seconds as the default blanking time. Neat huh?

#### **ClickToFront**

Got a troublesome rodent (more commonly known as mouse) that's a tad jerky and hard to aim? ClickToFront may save you some time and frustration by not having to locate your pointer on a window's depth gadget to move another window to the front.

Double click this little sucker and from there on, all you'll need to do to shuffle windows around is place your mouse pointer anywhere within the window and double click the left mouse

button while holding down the selected qualifier key. What's a qualifier key you ask?

A qualifier key is simply a user (that's you!) selected key, usually either the Shift, Left or Right-Alt or Ctrl key on your keyboard which is held down to initiate the action of any number of utilities including this one.

ClickToFront defaults to the Left-Alt key as its qualifier when fired up, however you can change this in the tool types section of its icon to use the Right-Alt key or Ctrl key instead as its qualifier. Change it in the same way you changed the seconds value in the Blanking commodity discussed earlier.

### Fkey

This is yet another little gem and potential time saver. What it does is allow you to assign any text which can include Workbench c: commands to any one of your Amiga's ten function keys. By using the Modifier gadget in Fkey, it is possible to assign 20 different functions to your ten function keys by pressing the SHIFT key before pressing the Function key you wish to use.

This is a bonus to people like myself that use the Cli/Shell a fair bit and saves quite a bit of key bashing to achieve complicated tasks. For instance, I use a PD word counting utility called WC to count the number of words when writing my column to keep its finished size as close as possible to the size stipulated by ACAR for each issue. To do this task, I've made my F1 function key

perform the following task for me in a shell:

1. Change to the work directory I write the column in.
2. Count the words present in the column I'm currently writing and report on how many there are all in one key press.

The F1 function key in Fkey is configured like so:

```
CD DH1:ACAR/ATTIC\n WC -W ATTIC14\n
```

So by simply flipping my open shell window to the front of my text editor, I can just press F1 and get the following report on the progress of this article. "Attic14 has 1448 words at this time".

Works great. Now with a little bit of thought and imagination, you can use this great little commodity to save you heaps of typing time in all sorts of applications. Have a play with it. Just double click the Fkey icon in the commodity drawer and start configuring.

### lhelp

The last commodity with which Commodore supplied us is lhelp. Its purpose is to allow you to use your keyboard rather than your mouse to perform certain functions with windows that you would normally do with your mouse. Handy for those that get annoyed at having to chop and change from mouse to keyboard all the time.

Started by simply double clicking its icon, it also uses your Amiga's function keys (F1 through to F5) to do the voodoo, which it will do, so well.

F1 works only with application windows such as those opened by other programs and does not affect the normal Workbench windows in any way.

F2 makes "any" active window go to its full size while F3 does the reverse and will shrink the window to its minimum size.

F4 on the other hand shuffles screens for you if you have more than one open and will bring the screen at the very back of the lot to the very front.

F5 will perform a ZOOM function on any active window in the same way as if you had clicked on the windows Zoom gadget with your mouse.

Also worth mentioning here is that the (F1 through to F5) function keys lhelp uses are simply the ones that it defaults to as supplied by Commodore. You can change this quite simply by highlighting the icon, pressing Right Amiga I and once again editing the icons Tool Types values to reflect which function keys you would prefer to use for any of the above lhelp functions. Quite a neat commodity, methinks. No?

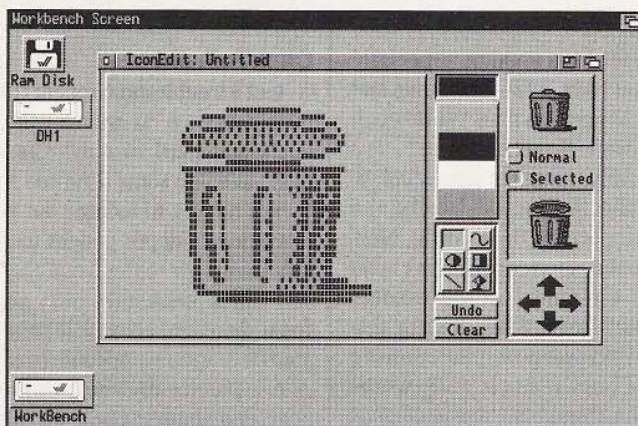
## Concluding

Well, I certainly hope that what I've written here clears up some of the confusion some of you have been experiencing, and explains to you what commodities are and how we can use them to enhance our work environment. If it hasn't, feel free to write in and specify what it is you don't understand. We'll soon have you sorted out via Andy's Attic pages one way or another.

That wraps up yet another month of Andy's Attic. Next issue, you can look forward to more information on how we can control and manipulate Commodore supplied as well as PD obtained commodities via yet another program supplied with WB2.0 called Commodity Exchange. We'll also explore other aspects of our new operating system. There are tons of new things to play with in this release of WorkBench so don't be shy.

If you ain't got it yet, get out there and buy it. If you have got it, then fiddle. It's a great way to learn more about your favourite hobby. Till next time. ☐

*You can easily create simple icons of your own to replace the standard Workbench versions*



# You Can CanDo

## Your Own Directory Utility

Part 2

by Greg Abernethy

Continuing on with last month's tutorial, I will be adding some features to the Directory Utility, including the copy, delete, move, mkdir and rename functions, as well as a Picture, Brush and Icon viewer, a Sound Player and a Text File viewer. Some scripts require editing to accommodate the new features. I'll deal with these first.

### Editing the Document Scripts

The "Left" and "Right" Document scripts are as follows;

```
"Left" Document CLICK Script
WorkWithDocument "Left"
Do "CurrentSide",1,0
Let Current = "L"
If LeftDir <> ""
    SetCurrentDirectory LeftDir
EndIf
Let line = TheLineNumber
MoveCursorTo STARTOF LINE
If TheCharacter = "*"
    Delete CHARACTER
Else
    If TrimString(TheLine) <> ""
        Let f = TrimString(TheLine)
        WorkWithDocument "LeftInfo"
        Do "FileInfo",f
        WorkWithDocument "Left"
        Type ""
    EndIf
EndIf
"Right" Document CLICK Script
WorkWithDocument "Right"
Do "CurrentSide",0,1
Let Current = "R"
If RightDir <> ""
    SetCurrentDirectory RightDir
EndIf
Let line = TheLineNumber
MoveCursorTo STARTOF LINE
If TheCharacter = "*"
    Delete CHARACTER
Else
    If TrimString(TheLine) <> ""
```

```
        Let f = TrimString(TheLine)
        WorkWithDocument "RightInfo"
        Do "FileInfo",f
        WorkWithDocument "Right"
        Type ""
    EndIf
EndIf
```

**Explanation:** There are not many changes to this script, other than adding a section to display information on the currently selected file. When the user clicks on a file or directory, information relevant to that file is displayed in a document under the directory window. (See the "FileInfo" Routine for more information.)

```
"Left" Document DRAG SCRIPT
If TheLineNumber <> line
    WorkWithDocument "Left"
    MoveCursorTo STARTOF LINE
    If TheCharacter = "*"
        Delete CHARACTER
    Else
        Type ""
    EndIf
    Let line = TheLineNumber
    PositionOnLine line + 1
EndIf
```

**Explanation:** I managed to work out a way to get the list to scroll the length of the directory listing. Simply add the line "PositionOnLine line + 1" to be able to

select or deselect the entire directory listing. Repeat this for the DRAG SCRIPT of the "Right" DOCUMENT.

### Creating the File Information Windows

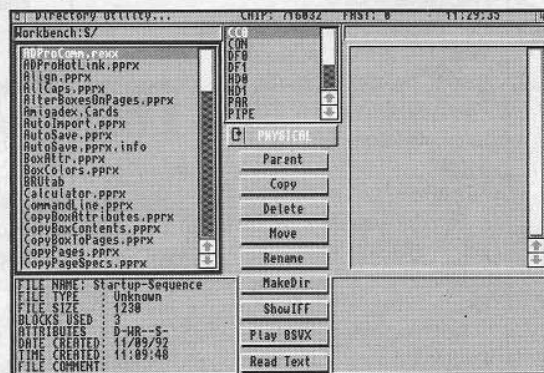
The specifications for the two windows are;

```
LEFT FILE INFORMATION WINDOW
SPECIFICATIONS
DOCUMENT OBJECT NAME "LIDoc"
DOCUMENT NAME "LeftInfo"
DOCUMENT TYPE Memo Document NO
TYPING
DOCUMENT ORIGIN X = 7 : Y = 186
DOCUMENT SIZE Width = 256 : Height = 64
BORDER Double Bevel
RIGHT FILE INFORMATION WINDOW
SPECIFICATIONS
DOCUMENT OBJECT NAME "RIDoc"
DOCUMENT NAME "RightInfo"
DOCUMENT TYPE Memo Document NO
TYPING
DOCUMENT ORIGIN X = 378 : Y = 186
DOCUMENT SIZE Width = 256 : Height = 64
BORDER Double Bevel
NO SCRIPTS
Routine "FileInfo"
Let f = ARG1
If GetWord(f,1) = "[Dir]"
    Let f = GetWord(f,2)
EndIf
Let i = FileType(TheCurrentDirectoryIf)
GetFileInfo TheCurrentDirectoryIf,s,n,a,d,t,c
Clear DOCUMENT
Type "FILE NAME:"!If,NEWLINE
Type "FILE TYPE :"!If,NEWLINE
Type "FILE SIZE :"!If,NEWLINE
Type "BLOCKS USED :"!If,NEWLINE
Type "ATTRIBUTES :"!If,NEWLINE
Type "DATE CREATED:"!If,NEWLINE
Type "TIME CREATED:"!If,NEWLINE
Type "FILE COMMENT:"!Ifc
MoveCursorTo STARTOF DOCUMENT
```

**Explanation:** This routine gets and displays information when the user clicks on a file in either directory window. Read the CanDo manual for a full description of the GetFileInfo command.

### Creating the SubDeck

The SubDeck for the Directory Utility consists of two cards. One



Card is for getting user input for renaming files, and the other is for getting user input for making a directory.

I have named my SubDeck as "DirSub" and placed it in the same location as the main directory deck.

## The Rename Card

The specifications for the window are;  
 WINDOW NAME "Rename..."  
 WINDOW SPECIFICATIONS  
 X POSITION = 200 : Y POSITION = 100  
 WIDTH = 240 : HEIGHT = 65  
 NUMBER OF COLOURS = 4  
 DRAG-BAR GADGET  
 WINDOW OPTIONS  
 THE WINDOW HAS VISIBLE BORDERS  
 TRY TO OPEN WINDOW ON THE CURRENT SCREEN  
 CARD SPECIFICATIONS  
 CARD NAME "Rename"  
 AFTER ATTACHMENT SCRIPT  
 Let old = ARG1  
 SetText "Old",old  
 SetText "New",old  
 SetObjectState "New",ON

**Explanation:** The variable "old" contains the name of the file to be renamed. The name is displayed in the "Old" field and the cursor is highlighted in the "New" field.

## Text Entry Fields

There are two fields for displaying and receiving information on the file to be renamed. The specifications are;

OLD FILENAME FIELD SPECIFICATIONS  
 Field Name = "Old"  
 Horizontal = 10 Vertical = 15  
 Width = 220  
 Border = DOUBLEBEVEL  
 FieldType = "Text"  
 Left Justification  
 No Script

NEW FILENAME FIELD SPECIFICATIONS  
 Field Name = "New"  
 Horizontal = 10 Vertical = 37  
 Width = 220  
 Border = DOUBLEBEVEL  
 FieldType = "Text"  
 Left Justification  
 Script  
 If TextFrom("New") <> ""  
 SendToParentDeck "R",old,TrimString  
 (TextFrom("New"))

Quit  
 Else  
 SetObjectState "New",ON  
 EndIf

**Explanation:** When the user enters the new name and presses RETURN, the new and old names are sent to the Main Deck along with the argument "R" to identify it is a rename operation. If the user presses RETURN without entering a name no action is taken. (See the MESSAGE FROMSUBDECK script in the main deck).

Cancel Button Specifications  
 Button Name = "Cancel"  
 Horizontal = 83 Vertical = 50  
 Border = Shadow  
 Button Type = "Text"  
 Text = "Cancel"  
 RELEASE SCRIPT  
 Quit

THE MAKEDIR CARD  
 The specifications for the window are;  
 WINDOW NAME "Enter Directory Name..."  
 WINDOW SPECIFICATIONS  
 X POSITION = 200 : Y POSITION = 100  
 WIDTH = 240 : HEIGHT = 47  
 NUMBER OF COLOURS = 4  
 DRAG-BAR GADGET  
 WINDOW OPTIONSTHE WINDOW HAS VISIBLE BORDERS  
 TRY TO OPEN WINDOW ON THE CURRENT SCREEN  
 CARD SPECIFICATIONS  
 CARD NAME "Makedir"  
 AFTER ATTACHMENT SCRIPT  
 SetObjectState "Dir",ON  
 TEXT ENTRY FIELD  
 There are one fields for receiving information on the name of the directory to be created. The specifications are;

DIRECTORY NAME FIELD SPECIFICATIONS  
 Field Name = "Dir"  
 Horizontal = 10 Vertical = 17  
 Width = 220  
 Border = DOUBLEBEVEL  
 FieldType = "Text"  
 Left Justification  
 Script  
 If TextFrom("Dir") <> ""  
 SendToParentDeck "M",TrimString  
 (TextFrom("Dir"))  
 Quit  
 Else  
 SetObjectState "Dir",ON  
 EndIf

**Explanation:** When the user enters the directory name and presses RETURN, the name is sent to the Main Deck along with the argument "M" to identify it as a makedir operation. If the user presses RETURN without entering a name no action is taken. (See the MESSAGEFROM SUBDECK script in the main deck).

Cancel Button Specifications  
 Button Name = "Cancel"  
 Horizontal = 83 Vertical = 32  
 Border = Shadow  
 Button Type = "Text"  
 Text = "Cancel"  
 RELEASE SCRIPT  
 Quit

Save this deck and place it in the same directory as the main application. Replace the BeforeAttachment script to allow the loading of the SubDeck.

Reload the Main application and go to the MESSAGEFROMSUBDECK section. MESSAGEFROMSUBDECK SCRIPT

```
If ARG1 = "R"
  Let old = ARG2
  Let new = ARG3
  If Current = "L"
    Dos "c:rename"|||Left
  Dir|old|||"AS"|||LeftDir|new
  Do "ShowDir",LeftDir
  Elseif Current = "R"
    Dos
    "c:rename"|||RightDir|old|||"AS"|||RightDir|new
  Do "ShowDir",RightDir
  EndIf
EndIf
If ARG1 = "M"
  If Current = "L"
    Dos "c:makedir"|||LeftDir|ARG2
  Do "ShowDir",LeftDir
  Elseif Current = "R"
    Dos "c:makedir"|||RightDir|ARG2
  Do "ShowDir",RightDir
  EndIf
EndIf
```

**Explanation:** If the user was renaming a file, ARG1 will contain "R". If the user was making a directory, ARG1 will contain "M". I use the Dos command "rename" to rename the old file with the new name. The directory listing is then redisplayed. The "makedir" command is used to create the requested directory in the current location.

Part 3 next month. □



# BLIZZARD A1200/4 MEMORY BOARD

To Suit  
A1200

**\$599**

## Fast Memory For True Speed

Introducing the Blizzard 1200/4

It features:

- Fully populated 4Mb 32-bit FAST RAM expansion
- Fits perfectly in to the "Trap Door" slot
- A Math Co-processor Socket
- Plus the option to expand the board to 8Mb with the Blizzard 1200/ADD4 Memory Module
- 2 year warranty

**\* VALUE \* VALUE \* VALUE \* VALUE \* VALUE \* VALUE \***

# Z3 FASTLANE SCSI-II & MEMORY BOARD

To Suit  
A3000  
A4000

**\$995**

## THE NEW DEFINITION FOR SCSI-II PERFORMANCE

- High performance FAST SCSI-II DMA controller
- 32 bit Zorro III interface (A3000/A4000)
- Asynchronous Host/SCSI interface with up to 33 MB/sec burst transfer rate by use of bi-directional FIFOs
- 64 Mb memory expansion option, upgradeable with 1M\*8 SIMMs to 16Mb, with 4M\*8 SIMMs to 64 Mb
- External SCSI-II port
- Up to 7 Mb/sec asynchronous transfer on SCSI bus
- Up to 10 MB/sec synchronous transfer on SCSI bus
- Full support of Rigid Disk Block, SCSI Direct, diskchange w/ removable media (auto-mount and auto-unmount of different partitioned volumes), CD-ROM, CDTV, A-MAX II and MS-DOS formatted volumes (cartridge and disk drive exchange with PCs possible)
- DYNAMICACHE™ for additional performance increase
- Made in Germany, 2 year warranty

# BLIZZARD A2000/500 TURBO MEMORY BOARD

To Suit  
A500  
A1000  
A2000

**\$399**  
INCL.  
Shadow RAM

## Do You Need More Memory & Speed??

- 68000 CPU at 14 MHz.
- Memory Expansion for up to 8Mb of FAST RAM.
- Upgradable with 1,2,3,4,5,6 or 8Mb of FAST RAM.
- Common 256Kbit\*4 or 1Mbit\*4 memory chips can be used.
- In 14MHz operation and with at least 1Mb FAST RAM installed, an average 100% performance increase is obtained.
- Switchable between 7 and 14 MHz operation modes by software or hardware.
- Full DMA compatible memory.
- Fully autoconfiguring memory.
- Switchable FAST RAM enable or disable option.
- 2-year warranty.

**C**  
**Commodore**  
**AMIGA**  
A600, A1200  
A3000T, A4000

**Only Available Directly from:**

Phoenix Microtechnologies  
The AMIGA Specialists  
18 Hampton Rd. Kesick 5035

Tel:08 293 8752 Fax:08 293 8814



**Phoenix**  
MICROTECHNOLOGIES PTY LTD

ACN 008 268 595

# Education Review: Word Construction Set

by Stan Nirenburg

I've been observing our young son developing his communication skills over the last few years. As a toddler, much of his communication was by pointing and showing by example. As he grew older, he started to use speech, which gave him a much better means of expressing his desires and ideas. At five, he still relies mostly on speech to communicate with the people around him. He has also become better at drawing, which has allowed him to explore the world around him through another medium.

His current challenge is to learn to read and write. The written language has been one of the cornerstones of modern civilisation: it enables us to express ideas and to learn from others without actually making physical contact; it enables us to learn about history and how things work and to express abstract ideas.

The use of both the written and spoken language requires us to have a useful and extensive vocabulary and to be able to use words in the correct context. In addition, to have our written ideas understood by others, it is imperative that we spell words correctly. This is where *Word Construction Set* comes in. It aims to assist students of English in word recognition, vocabulary skills and correct spelling.

*Word Construction Set* comes in a handsome box with a picture of workmen assembling a sign on the front. The program itself comes on three

disks and is accompanied by a small but comprehensive instruction manual. Although the manual suggests that *Word Construction Set* can be run from Workbench, I had no success when I attempted to do so.

The program is not copy protected, although it does have key word protection - the user must look up a word in the manual and type it in before the program will start. The good news is that a backup of the disks can be made.

In theory, it should be possible to copy the program onto a hard disk, however no utility is provided for this, and since I could not operate the program from Workbench, this would be of little value - a bit of a pity. Despite this small shortcoming, the program operated well and was fairly fast in loading itself from floppy disk.

Control of the program is simplicity itself - every aspect of *Word Construction Set* is mouse driven. This is well within the grasp of potential users of the package - it is aimed at students from about age seven. After coming to grips with the workings of the program with the help of the instructions, using *Word Construction Set* was a breeze!

## Up and Running

Seven different sets of words are taught in *Word Construction Set*, each word type being represented by a building. The object of the exercise is to complete all seven buildings with as few errors as possible. Each building is made up of a number of stages of ten words and each segment gets progressively harder. As each word is completed, another brick or tile is added to the building.

The program presents the player with a pile of bricks with part of a word on each brick. The computer speaks the word that is to be constructed and the player must then choose the two bricks that make up the required word. The spoken word is further reinforced by a picture representing the word.

For example, a picture of a truck is shown and the word "truck" is spoken by the computer. The player must choose the bricks with "tr" and "uck" in the correct sequence to form the word. When the word is completed, the computer finishes off a sentence with the word - "Don's

father drives a truck" in this example - to show usage and another part of the building is erected.

The user is given a number of tools to operate the program. The tools include:

CONSTRUCT - start or return to the exercise








REBUILD - repeat the exercise just completed

REPORT - shows a report of progress to date.

The report feature is a good idea as it plots the progress of the student and in addition can be printed for a permanent record.

A further set of tools is

Progress Chart

Word Construction Set Certificate		SETS	WORDS	RATING
This is to certify that ..... has achieved:				
	Compounds			
	Homophones			
	Prefixes			
	Endings			
	Bases			
	Vowels			
	Consonants			

EXIT    PRINT    TEST PRINTER    ?    ENTER NAME    REBUILD

available to help build the words:

**TEST** - tells the program to check whether you have constructed the word correctly.

**LIST** - allows you to review the spelling of the current word. Really useful if you get stuck.

**SOUND** - listen to the word again.

**ERASE** - lets you cancel your effort on the current word so that you can have another go.

For certain endings, the root word needs to be changed. This is done through the use of three additional tools:

**DROPE** - allows you to change "tape" into "tap", for example, for use in "tapping"

**DOUBLE** - "tap" can be changed to "tapp" for use in "tapping"

**Y TO I** - "dry" is changed to "dri" for use in "dried".

All in all, a very friendly set of commands which allows the user to quickly master the interface and therefore concentrate on the game itself.

The seven areas of word and sentence construction that are covered include consonants (simple words with short consonant sounds), vowels (long vowel sounds, certain combinations such as OU and OW), endings (including plurals and verbal stems), compounds (e.g. "base" and "ball" to make "baseball"), homophones (similar sounding words such as pear and pair), prefixes (un, pro, milli, etc) and bases (words using Greek or Latin bases such as "arch"). Hundreds of different words are presented in the package, enough to ensure many hours of activity.

### Problem Areas

One shortcoming of the program is the spoken sound. I find that the use of speech in educational software is a must, and this program is an excellent example of what

can be achieved. In fact, it would be very difficult to have a spelling drill without someone or something speaking out the words.

The one weakness that I found was that the pronunciation of some words was so imprecise that the task of spelling the words became almost impossible. This is not a reflection on the programmers but rather on the speech synthesizer built into the Amiga. A more desirable approach would have been to use sampled sounds which would have guaranteed correct pronunciation.

However, this would have taken up considerable disk space given the number of words that are presented in this package and may only be practical in a CDTV version. I hasten to add that this shortcoming only manifested itself occasionally, and I could get around the problem by looking up the word list screen which can be accessed by a mouse click. The word list showed the current word being constructed and a picture representing the word.

### Conclusion

Overall, a good program to help students learn English. The graphics are well drawn, though somewhat unexciting. The use of speech enhances this program enormously, despite the shortcomings I have discussed above. The use of pictures and the word list to help the student solve the problem makes life somewhat easier and less frustrating. However, the use of on line hints might have further enhanced the program as an educational tool.

Learning to spell and construct words and sentences is probably not the most exciting activity in the world. However, this program is aimed at children at the primary school level, and I think that at this age group the attention span will be

### WORD CONSTRUCTION SET

Publisher: Lascelles Productions  
Distributor: Don Quixote Software  
(076) 391 578  
RRP: \$69.95  
Category: English Language  
Comments: Good quality program

that teaches youngsters the basics of spelling and word and sentence construction  
Age Group: 7 plus  
Rating: \*\*\*\*

## Mallee Software

Sole Australian Distributors of  
Audio Gallery language tutorials.

We guarantee service and support throughout Australia because we alone have the U.S. manufacturer's support!



Feeling a little alienated from someone who speaks a different language?

Going overseas for business or fun and you can't converse with the locals?

Audio Gallery can help you prepare for your trip!

**Romance Languages** - \$119.00.

French, German, Spanish, Italian and E.S.L. German, Italian and French.


**Oriental Languages** - \$149.00.

Japanese, Chinese, Korean, Russian and E.S.L. Chinese and Japanese.

#### Package contents:

Each Audio Gallery language tutorial contains a set of 7 or 8 disks (depending on language), with 600 - 800 words of clearly digitized native speech. A grammar manual is standard in all but E.S.L. and HD installation is a breeze. Audio Gallery even has a test option to test your level of progress.

The reviewers say:



"Audio Gallery's greatest strength lies in its ability to reproduce what a word sounds like when properly pronounced by a native speaker of the language." **Amiga World.**


"...if you're planning a trip abroad, a good phrasebook and the appropriate Audio Gallery title will give you everything you need to know to survive in the language. I highly recommend the whole series." **info.**

**Schools:** We have special Site License deals available for you!

Dealer enquiries welcome.

\*\*\* Retail Special: Mention this advertisement and get \$10.00 off any Audio Gallery you purchase!

Mallee Software  
Underbool South Road  
Underbool  
Victoria 3509  
Tel: (050) 94 6358  
Fax: (050) 94 6325



Word Construction Set



Construction Site

long enough to allow children to attempt to hone their word skills in small doses.

I think that *Word Construction Set* will find a place both at home and at school, and could be useful as a remedial tool. This is a well researched and polished product.

RRP \$69.95. Published by Lascelles Productions and distributed in Australia by Don Quixote Software (076) 391 578. Other products published by Lascelles include *The Connoisseur Fine Art Collection* for CDTV, *Fractions!*, *Back To Basics*, *Look! Hear!*, *KIM* (a memory game)

and *ClockWorks*. We will review some of these products in forthcoming issues.

As usual, please write in with your comments, questions, etc to me care of ACAR or directly to PO Box 136, Forest Hill, Vic, 3131.

## REAL 3D V.2

*3D Desktop Animation Has Changed Forever.*



## COLOR COMPUTER SYSTEMS P/L

### REAL 3D V.2

### 3D Animation

Professional 3D animation, modelling, and rendering software. State-of-art features include Skeletal control, Collision Detection, Inverse Kinematics, Particle Animations, Depth of Field, Motion Blur - Over 26 animation methods and much, much more. The best 3D package on any desktop platform - Revolutionary - You won't believe the performance or the price.

### MEDIA - FLEX

### Digital Video & Audio

Digital ONLINE Non-Linear Editing, 8 track Digital Audio, 2D & 3D Animation, Titling, Image Morphing, DVE's - Dual computers (2 users) with 20" 1280x1024 monitors - Up to 18 GB data storage (1.5 Hours of Broadcast Quality Video) - Networking to PC, AMIGA & MAC - All in one system cabinet - Many options - A fully professional Multimedia & Video Production Facility.

Talk to us about your Professional PC and AMIGA Desktop Video and Multimedia needs.



Many more products - 16 bit pro sound card, Plug-in TBC & V-Scope, JPEG & MPEG cards

**Demonstrations of MEDIA-FLEX and REAL 3D V.2 at WOC.**

288 Alexander Drive, Dianella W.A. 6062 Ph: (09) 375-3018 Fax: (09) 375-3019

# Introducing ImageFX™ ... No professional art department should be without it

Only ImageFX gives your imagination total image processing freedom.

Whatever visual medium you work in—photography, graphics, video, animation—ImageFX is the one tool you absolutely must own!



It's like having a professional art department at your fingertips.

ImageFX is faster, easier to use, more expandable, more adaptable and more powerful than any other product of its kind for the Amiga®.

Here are just a few ways ImageFX expands your visual horizons:

- ★ Scan in or framegrab from a full range of image capturing devices directly into your Amiga.
- ★ Use your Amiga as an image prepress, color correction system including, CMYK, RGB, HSV and YUV.
- ★ Digitally retouch any image with the most complete set of filters, color gradients, image distortions, masks, and text handling tools available.



Carsmeat by Mike Vunck

★ Automatically convert image files to/from over 20 different file formats.

★ Create true, full motion polymorphic "morphing" animation just like they use in movies, commercials and music videos.

- ★ Generate single and dual image morphs; wave, ripple and spiral effects; water and glass-like distortions; and a wide range of 24-bit transitions.
- ★ Make your own add-on features with full ARexx™ and C programming language support.
- ★ Enjoy near "real time" painting in 24-bit color.

ImageFX is the most exciting and versatile full color, image processing and enhancement system ever made.

You owe it to your imagination to buy ImageFX.

## Image Processing

- ★ Regional Processing
- ★ Anti-Aliasing
- ★ Composite Imaging
- ★ RGB, CMYK, HVS Adjustments
- ★ Contrast, Gamma Adjustment

## Special Effects

- ★ Full Motion Morphs
- ★ Single/Dual Image Morphs
- ★ 24-Bit Transitions
- ★ Waves and Ripple Effects
- ★ Spiral Effects
- ★ Water/Glass Distortion

## Image Rendering

- ★ Amiga, ECS/AGA Modes
- ★ HAM-E, DCTV, GIF
- ★ Multiple Dither Controls
- ★ IV24, FC24, EGS 24-Bit Output

...and much more



Give your Amiga graphics and animations new magical powers — at an affordable price!

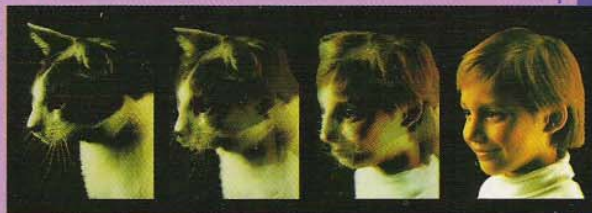
If you need ImageFX™ morphing power alone, CineMorph is for you.

CineMorph transforms any image, or images, from one to another quickly, easily and with the professional quality "morph" results you see at the movies and on TV.

With CineMorph you can:

- ★ Warp single or motion images, create full motion morphs, merge scenes, and perform digital dissolves.
- ★ Set different speeds for different parts of the morph.

- ★ Work quickly and easily with Amiga style controls, then output directly to any Amiga, DCTV™, or HAM-E™ systems — including 24-bit display boards like GVP's IV24™.



Remember: When you're in the market for morphing, and only morphing, CineMorph is the maximum performance morph power.

CineMorph is the must-buy morph software.



Amiga is a registered trademark of Commodore-Amiga, Inc. ImageFX, CineMorph, and IV24 are trademarks of Great Valley Products, Inc. All other trademarks are the property of their respective owners. © Copyright 1992 Great Valley Products, Inc.

Distributed In Australia By



POWER  
PERIPHERALS PTY LTD

1st Floor, 257 Hawthorn Road  
Caulfield North, 3161  
Telephone: (03) 532 8553  
Facsimile: (03) 532 8556

# Down the Opal Mine

by Robert Roy

## Opal Technology - New Software

Hi there everyone! First some news, then we'll get down to a walk through of a practical uses of Alpha-Paint Mode.

I missed last month's column because I was overseas completing the Reference Manual revisions for V2.0 of the OpalVision software. There are far too many new features to mention, so it's a must-have upgrade. If you don't yet have a letter with your upgrade options then you probably didn't send in your warranty card, so give Opal Tech a call NOW.

## New Hardware

By the time you read this the long-awaited video modules will be REALLY close. The Frame Grabber and Linear-key Genlock module, which also includes the Chroma and Luma Keyer, will now be called the Video Processor and will include the Roaster Chip. The external rack-mountable switcher with all the inputs and outputs for Composite, S-Video, RGB or Y/R-Y/B-Y and Audio will be called the Video Suite.

The Scan-Rate Converter will handle deinterlacing and provide dual Time Base Correction (TBC) channels for unlimited switching and mixing of non-synchro-

nous video sources. A cut-down (and cheaper) scan-rate converter will also be available that does nothing but deinterlacing.

Contact OpalTech for more details, and make a date to come along to see us at the World of Commodore Amiga Show in Sydney, July 3-5. Please note that Opal Tech's stand will NOT be open on the Saturday.

Anyway, let's get down to business.

## Using the Alpha Channel

If 24 bits are great then 32 bits are even better, and *OpalPaint* includes full 32-bit functionality. The extra eight bits refer to a 256-level Transparency mask or layer, usually called an Alpha Channel, that can be created and edited using all of *OpalPaint*'s many tools, modes, gradients and other drawing features.

It is useful in at least three ways. Firstly, instead of using a single Global Transparency setting you can paint or process your image "through" the Alpha channel, effectively allowing you to pre-define the transparency for every pixel.

Secondly, by specifying the "Use Alpha" option when creating a Cutout Brush you can tell *OpalPaint* to cut the 8-bit Alpha Channel along with the normal 24-bit image. This Alpha Channel will be used when pasting the cutout, so once again you are effectively pre-defining the transparency for each pixel in the Cutout Brush.

Finally, the Alpha Channel is invaluable when used with the Video Processor as an "Alpha Channel" or Linear Key. The transparency of a 24-bit OpalVision graphic, Amiga graphic or live video overlay to an underlying layer of live video

can be defined on a pixel-by-pixel basis by the Alpha Channel.

## Example

Let's look quickly at a practical example. You have been commissioned to produce a promotional video for Andy's Pale Ale. After an opening sequence that includes a glass of ale against Ayer's Rock, the agency wants to introduce short clips of young and interesting people doing interesting and youthful things as if suspended in the liquid. Realising the job will be a snack with OpalVision, you quickly agree and get to work.

First scan the client's picture of the ale glass and load the image into *OpalPaint*. A neutral, solid-colour background will give the best results. Now click on the "AL" button using the Right Mouse Button (RMB) to get to the Alpha Work Mode options menu, then select the solid red background colour (my personal preference, although you may prefer another).

The selected solid colour or grid background will be progressively revealed as higher and higher transparency levels are "applied" to the image. Click OK, and after a few seconds the coloured Paint-Pots will be replaced by a sequence of grey levels that represent transparency levels in the Alpha Channel overlay. White represents 0% or fully opaque, while black represents 100% or fully transparent. Now you can go to work.

Select a mid-grey Paint-Pot and click on the Trashcan using the RMB to "clear" the Alpha Channel to a uniform middle level. The image will now appear to be half hidden by a red sheen. Select white and the filled-freehand tool then carefully remove the mask over the glass using magnify if necessary. Now use the flood fill tool to replace all the mask outside the glass with black. This area will now appear to be bright red as the background is completely revealed - the image is completely transparent in those areas.

Now comes the tricky bit. Paint over the glass using lighter greys for the thicker or highlighted glass (less transparent) and darker greys for the more transparent parts of the glass. Don't forget to use a different grey for the filled and unfilled sec-

### GEM OF AN IDEA

To edit the Alpha Channel of a cutout brush, save the cutout brush (say to the RAM drive), create a new spare page and load in the cutout brush as an image. Edit the Alpha Channel using Alpha Work Mode, then re-cut the Cutout Brush with the "Use Alpha" option enabled.

tions of the glass. Start with rough areas of solid greys, then use the Smear and Smooth modes to blend them together. When you have finished, click the "PT" button to return to normal Paint Work Mode. Save the image, making sure both the Picture and Alpha components of the image are included in the image file. Now for the title page.

Click on the Scissors icon using the RMB and select "Use Alpha", then cut-out the area around the glass. Open a spare page and load an image of Ayer's Rock, then select the cutout brush with the glass. When you paste down the cutout it should be transparent in all the right places and show the background through the glass and liquid.

If necessary undo the paste, go back and edit the Alpha Channel then recut and paste until it's the way you want it. Also remember that you can resize the cutout if needed and that the Alpha Channel will also be resized. Add some text and the job is done.

For the video bits you can use a similar technique to edit a new mask over the composite image. This time you need only make a semi-transparent "hole" in the opaque Alpha Channel and carefully smear and smooth the edges. Now shoot some short video clips of people having the required fun time and with the framing arranged so they are right size and the right position in the frame behind the Alpha "window".

Finally Genlock the image over these clips using the OpalVision Video Processor. If the hole in the Alpha Channel is semi-transparent there will be a brown "aleish" base colour with the video displayed through it.

That should present you with lots of ideas for other Alpha experiments until you find something Beta (sorry, little ancient Greek joke there). I also suggest you check out the Alpha Work Mode section in the V2.0 Reference manual to find some useful background and another mini-tutorial that you should find edifying.

Please feel free to contact Opal Tech on (02) 899 4322 with any questions or comments. We are also keen to see your participation on the AmigaNet OpalVision echo at a BBS near you. Until next month, happy fossicking. ☐

## Disk Magazine Mail Order & PD's

# MegaDisc

...for the  
best in  
Amiga info  
and entertainment

NEW FreePost ~ No stamp required  
when sending orders! Free Number for  
Contributors and Orders: 008 227 418

*MegaDisc was designed to help you really learn how to use your Amiga. Tutorials, articles, reviews, hints and tips, useful software, and much more are included to help both the beginner and the veteran to use the Amiga more productively. Not too serious and not too lightweight, MegaDisc aims to show you how to do things. MD is a proven performer for both quality and quantity of information and fun. \$45 for a 3-issue subscription (2 free PD included) \$79 for a 6-issue subscription (4 free PD included)*

• **Order MD 1-32** and a Catalogue-on-Disk for \$185. That's 32 info-packed disks! • **AmigaDos Manual-on-Disk**, with all you need to know of CLI and Workbench(1.3) \$19.95 • **Trial Pack ~ MD 32**, MegaDos, and Catalogue-Disk for \$29 • **Issue 32 ~ \$17.95.**

*Subscribe now and be in the draw for 30 free PD disks of your choice! Every MD has the latest Virus-Killer, and contains as much material as four conventional magazines, plus material available only on disk. Don't accept imitations or PD rip-offs!*

### MD 33 AVAILABLE NOW!!

We have the original and best Amiga **Public Domain Disk Library**. Call and get your **FREE Catalogue-on-Disk** and browse at leisure. Our PD collection of over 4500 disks contains databases, word-processors, spreadsheets, demos, graphics, tutorials, animations, utilities and more! All disks are virus-free, and many are unavailable anywhere else. The disks shown on this page are just a small fraction of our collection, which is described in the catalogue. Individual disks cost \$3.50 each, or \$2.50 to MD subscribers. Buy 10 PD disks, get one free ~ ie get 11 PD disks for \$25 or \$35.

### DESKTOP PUBLISHING

**4 New** Type 1/outline fonts 5-packs \$20 each  
**5 Clip Art 10-packs 1 - V** - b/w, varied \$30  
**PageStream Fonts 12-Pack** - 12 disks full of Type 1 Postscript Fonts for use in PageStream & ProPage & WB2 \$35 • **GTS CGFonts 9-pack** - 75 PS fonts for \$36 • **GTS Structured EPS ClipArt 3-pack** \$12 • **New Bit-mapped Font 5 pack** \$15

### GAME PACKS

**4 Games MegaPacks** of 10 disks each (\$30) with all the latest and greatest games, easy to use.

### NEW!! Education Packs

**Young pack** - 10 disks crammed with material for younger users \$30. **Older pack** - secondary \$30.

### UTILITIES PACKS

**Assembler** setup environment 3-pack \$10 • **New HCC C Compiler** 3-pack - full setup \$10 • **Home Business** 10-pack \$30 • **General Utilities** 10-Pack \$30 • **C Manual** 5-pack \$15 - Complete

C manual • **Workbench 2** 5-pack \$15 • **Icon** 4-pack \$12 • **Comms** 4-pack \$12 - entry into communications • **New WB2 BestOffFish** 5-pack \$15

### Licenceware - CLR, A/Nuts

**OctaMED Pro V4** \$85 • We have games, databases, Assembly compilers, typing tutors & more ~ see our catalogue for full details.

### MEGADISC MAIL ORDER

5% off for subscribers! See Catalogue or MD for full range • Get free disks with all MD Mail orders, and free subscriptions for larger orders! • Ask about our range of printers, modems, GVP/h/w, software and more!

### NEW!! Hints & Tips Disk

Complete compilation of all the hints and tips on all past Megadisks arranged by type, cross-referenced, easy to use and locate. This covers all aspects of Amiga use and contains indispensable info. For beginner or veteran. Price \$19.95 (\$13.95 for MD subscribers).

### NEW!! 3 MD Articles Disks

Complete, easy-to-use compilation of all past MD articles (MD 1-30) on 3 disks. Beginner guide and fully cross-referenced. This 3-pack contains 360 articles! \$15 per disk, \$39 for all 3 (\$27 for subscribers).

### NEW!! MD Extras disk

- Get this with each MD issue - companion disk with all the PD mentioned or reviewed on the current MD. Saves hunting around for the PD mentioned. \$20 for 6 issues, \$12 for 3 issues, or \$5 individually.

Send your subscriptions & orders to:  
**FREEPOST 80 • MegaDisc • PO Box 759 • Crows Nest 2065.** Or telephone (02) 959 3692 (all hours) or Fax (02) 959 3525.

Contributions to MegaDisc of any kind are most welcome ~ please call. We do not charge for Postage and Packaging, and there are no hidden extras in our prices. Orders are sent out within 24 hours. We also take BankCard, MasterCard and Visa Orders by Phone/mail/ Fax.

### Cheapest networking for the Amiga anywhere!

PIKit is a hardware/software package exclusive to Megadisc which connects any two Amigas or Amiga to CDTV. Full access available in both directions - use both machines fully from either machine. This greatly expands the power of your Amigas and CDTV. Only a standard serial cable required and an external drive. RRP \$29.95.

### Nic Wilson Utes

This new package contains the latest versions of all the utilities which have become famous in the Amiga world - NoVirus (was \$50), AddMen (was \$50), AutoCLI, TrackDos, NoErrors, linfo and many more. Exclusive to Megadisc \$29.95.

# The C64 Column by Owen James

**D**id anyone notice? The C64 Column has just chalked up its third year in print. So where are the trumpets, streamers and dancing girls? I wonder that too, as I sit here alone wearing my home made party hat, drinking raspberry cordial and trying (unsuccessfully) to get a noise out of this whistle (ffffffffffff). It's a pathetic sight, but a proud moment nonetheless.

So what have we covered over the past three years (besides the bottom of a few bird cages)? Well, we've looked at the possibility of a 64 virus, told you how to increase the speed of BASIC, mourned the death of the C64 Console in the UK, examined the new 'Super C64' rumours, accepted some bouquets and scoffed at a few brickbats. But even three years later there's still a lot to be said, so without further ado it's on with the show.

For the past two years Entertainment Software has been busily producing and selling C64 software in Australia. Their latest catalogue includes a large range of games, adventures and compilations, one of the most noteworthy being their Mega Games Pack which contains a staggering 380 games for just \$39.95. They also have their own free newsletter containing details of the latest news and happenings in the world of Commodore.

For more information, call Entertainment Software on (065) 52 6991, or write to them at 21 Lawson Crescent, Taree NSW 2430.

## MAIL

### Datasette Dilemma

Kevin McCullough of Gympie Qld writes: "Dear Owen, I am writing to you to find out where to purchase either a datasette or a disk drive for my Commodore 64. Most of the software I own is on tape, with only a couple or so disks. Most of the datasettes I have are broken, and the one I am using now doesn't load the graphics of one game called *Championship Wrestling* correctly. I have tried to adjust the heads, and even tried using a program called *LoadMaster* to try to fix it, but the problem is still there."

**OJ:** The Datasette heads need regular cleaning and demagnetizing to stay in top form, but even then they do wear out to a point beyond easy repair. The only place I know of at the moment with C64 Datasettes is Code One Computer Services. They usually have them for about \$49.95. For more information, call or fax Code One on (047) 57 3982, or write to 29 Toulon Ave, Wentworth Falls NSW 2782.

A disk drive would be the ideal way to go, but it's very hard to find new ones in Australia at the moment. You would also need to transfer your Datasette programs over to disk, so you may need some kind of Freeze cartridge such as The Final Cartridge III or Action Replay Mk VI.

These allow you to load your

Datasette games, hit a button, and save them to disk. Of course you'll need access to a working Datasette in order to load the programs in the first place. The Action Replay Mk VI cartridge is also usually available from Code One for \$130.00. Call or fax them for more details.

### Which 128 Wordprocessor?

Joshua Lowcock of North Richmond writes: "Dear Owen, I have used *GEOS 128 V2* for the best part of a year but find it unsatisfactory to my needs. The main problem is all the fiddling it takes to set up and use, thus I bought *Easyscript 64* off a friend and use it instead. This probably illustrates how hassled I was by *GEOS*.

"Anyway, *Easyscript* is a waste of the 80 column, more memory 128D I own and I would like some ideas of a suitable 128 wordprocessor. I really need to be able to print the majority of printer codes, superscript etc. I also need it to be able to number pages automatically, have headers, a spell checker and word count. These are necessities. If it had a thesaurus and the ability to print in columns it would be a great thrill.

"I use the 128 extensively for university work and thus require a good WP ASAP (if it could read IBM ASCII files it would be good). Any suggestion you could offer would be appreciated, as well as a supplier. If someone reading this would be willing to sell their copy could they contact me. Or if they want to swap for *GEOS 128 V2 + geoDEX* or buy my *GEOS* setup for about \$70 neg. In the meantime I'll stick with *Easyscript*, without 80 columns and no spell chequer (see how my work suffers?).

"Don't suggest I buy a new computer. I cannot afford to upgrade just for a word processor. Some things I have had suggested are *The Fleet System*, *Paperclip 3*, *The Write Stuff 128*."

**OJ:** There are a few word processors I could suggest, but they are either no longer available in Australia, or are out of production altogether. The one that I'd be inclined to suggest is *Word Writer 6*. It offers headers, footers, spell



check, thesaurus, word count etc, but is for the 64 mode only. It does, however, provide an 80 column on-screen display. Logico usually has them in stock for approximately \$80.00. You can call them on (02) 558 1884. If anyone is interested in Joshua's offer of *GEOS* for \$70, write to him at 278 Terrace Rd, North Richmond NSW 2756 or call on (045) 79 6314 after 2pm on most weekdays.

### For Sale

Scott Bevan of Greta NSW writes: "Dear Owen, I wondered if you happen to know if the two-disk version of *geoPublish* is in Australia yet. I am also selling *GEOS 2.0* for \$50 and I will throw *geoPD* disks One and Two in for free.

"Do you know of anyone with a copy of *GEOS V2.0 128* which they would like to sell? Also, a Commodore MPS 1250 printer for sale. Includes manual, power, serial cable. Any offer around \$115.00. Write to 38 Nelson St, Greta NSW 2334 or telephone (049) 38 7214."

**OJ:** I haven't heard of any more up to date versions of *geoPublish* being released, and I'm sceptical that we'll see any more *GEOS 64/128* products come out of GeoWorks (formerly Berkley Softworks). They're not producing any more copies of *GEOS 128* nor any 128-specific *GEOS* software, and many of their other lines have been dropped. However, it might just be your lucky day. See the above letter for a second-hand copy of *GEOS 128*.

### GEOS Future

I've received a few enquiries recently about what *GEOS* products are still available. As mentioned above, all 128 lines are out of production, but there may be one or two retailers still with some limited stock. Code One (047) 57 3982 tells me they had the following available at the time of writing: *GEOS 64 V2* \$62.00, *GeoCalc 64* \$48.00, *GeoChart* \$48.00, *GeoFile 64* \$48.00, *GeoProgrammer* \$54.00, *GeoPublish* \$54.00. Some of these titles are now out of production, so it's a case of once it's gone, there will be no more.

For the sake of interest, GeoWorks is still very much alive as a company, but they are now concentrating on their impressive range of GeoWorks PC software for IBM compatibles.

And of course it's now time we had the obligatory 'whinge' letter, this month courtesy of DVS-D (better known to his mother as Paul Kuhnast):

### 64 Coverage ...

"Yo Mr 64, I'm catchin' a lot of bad vibes here from these C64ers. It's true that the C64 content is down to a minimum but compare the 64 with the Amiga. How does it weigh up? (Obviously).

"Now to that grump Nicholas 'Angry' Bronson, you're right that the magazine says Commodore AND Amiga, but remember it doesn't say Commodore AND C64. You're a minority in the world of computers.

"I own an A600HD and a C64 and I'm wondering if you've ever used a decent computer, because if you have then you'd realise why there's so much more Amiga content than C64."

**OJ:** I don't know about Nicholas, but I've used IBMs, Macs, Atari STs and, of course, Amigas all quite extensively, but I still have a lot of respect for the C64. Over the past ten years it's put more computers into homes than IBM or Apple could currently even hope to. Certainly, the C64 would appear to be on a downward slide, but there is still a great deal of enthusiasm for them amongst both die-hard fanatics and new owners.

As for being a minority, approximately 15 million C64s have been sold, and while I suspect many of these C64s now lie retired in backroom cupboards, it's still a lot more than the Amiga's three to four million. The simple fact is, there is now more activity in the Amiga market than the C64's, and after ten years that's hardly surprising.

That wraps up this edition of The C64 Column. As always, I'd love to hear from you. Send your comments, questions, suggestions and Hellos to The C64 Column, PO Box 288, Gladsville NSW 2111. I'll be back next month. □

# STOP!

...paying too much! For the lowest prices and the best service, there's only **One!**

## Business Software

System 3 Accounting package	\$135.00
Day by Day Life organiser	\$59.95
Superbase Pro V4 Best database!	\$282.00
GP-Fax For Fax-Modems	\$130.00
Mailshot Plus Mail list manager	\$69.00
DG Calc Easy-to-use Spreadsheet	\$89.00
Home Accounts II Home finance	\$149.00

Operate a business? Call to discuss your Amiga software needs.

## Word Processing

Excellence plus Organize Hot!	\$115.00
ProWrite V3.3 +UK Dictionary	\$116.00
Wordworth II Feature packed!	\$280.00
QuickWrite Budget priced WP	\$55.00

## Utilities

Ami-Back 2.0 Hard drive backup	\$99.00
QuarterBack V5.0 HD backup	\$87.00
Disk Master II Directory Utility	\$72.00
Flipside Sideways printing	\$30.00
Mac-2-DOS Read Mac Disks	\$135.00

## Programming

Amos Create games with ease!	\$79.95
Amos Professional More power	\$165.00
Amos Compiler For speed freaks	\$79.95
Visionary Adventure creator	\$120.00
HiSoft BASIC Fast and Powerful	\$185.00
Rx Tools Get more out of Arexx	\$85.00

## Hardware

Hand Scanner Includes OCR!	\$399.00
AlphaScan Plus 256 grey scale	\$490.00
Vidi 12 Full colour digitiser!	\$280.00
Media Station DigiView, Paint	\$395.00
Light Pen Make drawing easy	\$99.00
Mice Many available!	\$Call

## Public Domain

A64 Package Best C64 emulator	\$10.00
WB2 Enhancer A MUST for WB2	\$6.00
CG Fonts 50 Fonts for PPage etc.	\$12.00

Call for a FREE Catalogue of AmigaNuts, Deja Vu, Public Domain, C64, Books, Printer Ribbons and more! Visa, MasterCard & Bankcard welcome. Call, Write or Fax your Order.



Telephone Orders/Enq  
Mon-Sat 9:30am - 6pm

29 Toulon Avenue,  
Wentworth Falls 2782  
Tel/Fax (047) 57 3982

# HOT PD

by Daniel Rutter

**Plenty of new stuff this month - so much that my intro can only be about this long!**

## Spaceballs Demo

The Amiga took the mantle from the C64 as the spectacular demo machine of choice, and the output of Amiga coding groups in this department is unsurpassed. But demos often tend to be a bit samey, and coders frequently produce efforts which, while technically brilliant, aren't actually very interesting.

Every now and then, though, something quite different comes along, and it has in the form of the Spaceballs/Skid Row coproduction (according to their text, it was Skid Row who got rid of all the clumsy bits).

It's yet another techno dance music demo, but the graphic effects are quite new, using vectors and blur animation in ways nobody's tried before, with spectacular results.

It won't run on the A3000 but is fine on the A1200 and any 68000 machine - well worth a look!

## PCRestore

More and more people are transferring files between IBM and Amiga computers - sounds, pictures, animations, desktop publishing files. If your file is less than 720k in size you don't have a problem - whack it on a 720k disk on the IBM and any one of several packages on the Amiga will be able to read it. If it's around twice the size you can usually archive it down to fit onto a 720k disk using LhA, ARJ or ZIP, all of which archives the Amiga can extract.

But if it's too big for that, and the Amiga in question doesn't have a HD disk drive - or if the file's too big even for 1.44Mb floppies - then you used to be stuck with null modem or standard modem links,

which are slow, clumsy and often impossible, if you're a long way apart and one or both computers doesn't have a modem.

But have no fear - *PCRestore* is here! *PCRestore* is a nifty little Amiga program which will read backup disks created with the MS-DOS Backup program from v3.3 to v5 of MS-DOS. Backup isn't much use for its official task - DOS 6's version is much improved - but for this purpose it's perfect. And you were about to spend \$800 on a Syquest cartridge drive!

## SVXVOC

While we're on the subject of PC/Amiga interchange, *SVXVOC* is a suite of programs, two for the Amiga and one for the PC. You can only use them from the CLI, and they allow IBM users to convert Amiga samples to VOC format to play through SoundBlaster cards, and Amiga users to convert

sounds either way. Only mono so far, but works fine.

## AmiSOX

And while we're on the subject of sound conversion, *Amiga Sound Exchange (SOX)* 3.1 is out, and is winsomely described as "the Swiss Army knife of sound processing tools. It doesn't do anything very well, but sooner or later it comes in very handy." The documentation goes on "SOX is really only usable day-to-day if you hide the wacky options with one-line shell scripts." This is not too difficult, since reams of such scripts are included for AMiGADOS or CSh shells. This release understands "raw" files in various binary formats, SoundBlaster .VOC files, IRCAM SoundFile files, SUN Sparcstation .au files, mutant DEC .au files, Apple/SGI AIFF files, Macintosh HCOM files, Sounder files, and Soundtool (DOS) files. It will also do sample manipulation - echoes, filtering, vibrato, reversing and mixing. Small it is not, and Workbench users might as well forget it, but that aside it's an excellent package.

## Digital Illusions

Another big and impressive package is this \$US15 ShareWare offering, which is a sort of bonsai *Art Department Professional*. The freely distributable version is only the alpha version of the program and so is a pain to use, but it gives you the idea. This program will do all sorts of funky things to pictures - see the demo screenshots - but its biggest selling point is that you can use it to make animations, with any combination of effects applied frame by frame for some really amazing results.

It has some big drawbacks in this version - the file requester, for example, is the worst I have ever seen and it takes an inordinate time to save and load - but if you've got a meg or preferably more RAM and, for less painful operation, a hard drive, you might well find yourself spending the bucks for the newer version.

*TutStone (Digital Illusions)*



# Amiga & C64 Marketplace

## C64 SOFTWARE

**SPECIAL OFFER** - 4 disks packed with programs for the Commodore 64. Top PD utilities, Games, Word Processors & Disk Catalogue.

**4 Disk Pack only \$15**

Or write for free catalogue.

For immediate delivery send cheque or money order to:

**BRUNSWICK PUBLICATIONS**  
PO BOX 458  
BONDI JUNCTION NSW 2022  
Ph (02) 759 7343

## MEMORY EXPANSION

PRICES at April 15th 1993

1MB x 1 - 80ns	6.00	<b>SEAGATE 2.5" IDE</b>	
4x256 - 80ns	6.25	64 MB 16ms 32K	240.00
1MBx4 ZIP -70	26.00	85 MB 16ms 64K	360.00
1MBx4 ST COL -70	26.00	128 MB 16ms 64K	525.00
1MBx4 PAGE -70	26.00	209 MB 16ms 64K	865.00
1MBx8 -80	49.00	<b>SEAGATE 3.5" SCSI</b>	
4MBx8 -80	205.00	248 MB 72ms 128K	720.00
4MBx32 -60 -64	268.00	452 MB 12ms 128K	1480.00
4MBx32 -70 -72	225.00		
PCMCIA V2 - 1M	260.00	<b>ROCTEC FLOPPY DRIVES</b>	
PCMCIA V2 -2M	450.00	FD368 3.5" EXT 880K 116.00	

Please phone for the latest prices. Sales tax 20%.

Overnight delivery, credit cards welcome.

## PELHAM PTY LTD

Tel: (02) 980 6988 Fax: (02) 980 6991  
1st floor, 100 Yarrara Rd, Pennant Hills 2120.  
PO Box 382, Pennant Hills 2120.

## LOTTO SUPERSYSTEMS

Turn the odds your way & WIN!

LOTTO SUPERSYSTEMS is the SMART, CHEAP, EASY way to increase the odds of winning in Lotto games, such as Pools, Tattsлото etc. Playing Systems is the key in turning the odds your way, however regular Lottery Systems are too expensive for the average person to play consistently. Lotto Supersystems cuts the cost of regular system entries, while maintaining the winning edge. It allows you to play much larger and more practical and affordable systems.

### PROGRAM FEATURES:

- \* Computer Systems
- \* Smarter number selection methods
- \* User Friendly and Completely mouse driven
- \* Quick Picks and Much more

NOTE: For Commodore AMIGA computers only.  
(Including unexpanded AMIGA 500)

Please send me LOTTO SUPERSYSTEMS DISK  
Send \$25 Cheque or Money Order to:

## BIT MASTER SOFTWARE

PO BOX 84  
TULLAMARINE Vic 3043

Name .....

Address .....

State ..... Post Code .....

Note: Please Print

## Dealer Directory

This space only  
costs \$100

To advertise here contact  
Ken Longshaw on  
(02) 817 2509

## ROD IRVING'S "BULK DISK PRICES"

### "NO BRAND DISKS"

LIFETIME WARRANTY / BOX OF TEN DISKS  
ALL DISKS INCLUDE ENVELOPES & WRITE PROTECTS

	1-9 boxes	10+	50+	100+	500+
5 1/4" DS/DD	\$4.75	\$4.60	\$4.40	\$4.20	\$3.95
5 1/4" DS/HD	\$8.50	\$8.25	\$8.10	\$7.95	\$7.50
3 1/2" DS/DD	\$8.50	\$8.25	\$8.10	\$7.95	\$7.50
3 1/2" DS/HD	\$13.95	\$13.50	\$12.50	\$11.95	\$10.95

### ROD IRVING ELECTRONICS

MELBOURNE: 48 A Beckett St City. Ph: (03) 663 6151  
OAKLEIGH: 240C Huntingdale Rd, Oakleigh. Ph: (03) 562 8939  
NORTHCOLE: 425 High St, Northcote. Ph: (03) 489 8866  
NEW STORE: BOX HILL 1031 Maroonah Hwy. Ph: (03) 899 6033  
SYDNEY: 74 Parramatta Rd, Stanmore. Ph: (02) 519 3134  
ADELAIDE: 241-243 Wright St Adelaide. Ph: (08) 211 7200  
MAIL ORDER: 55 Renner Rd, Clayton. Ph: 008 33 5757  
DEALERS - BUESTAR COMPUTERS:  
MELBOURNE: 271 Maroonah Hwy, Ringwood. Ph: (03) 870 1800  
SYDNEY: 115-117 Parramatta Rd, Concord. Ph: (02) 744 5426

FREE PACK & POST OVER \$100 & under 5Kg.

## Amiga Public Domain Software

Over 5000 Disks to choose from  
NO POSTAGE CHARGES

AUSTRALIA ONLY

(OVERSEAS ORDERS ADD \$10.00)

### DISKS FROM \$2.50

All orders shipped within 24 hours of receipt. Send \$5.00 for 3 DISK CATALOGUE or \$19.95 for INTRODUCTORY PACK of 9 Disks which includes 3 Games Disks, 2 Utility Disks and Virus Program Disk & 3 Disk Catalogue. Catalogue upgraded free with orders

### GAMES PACK 1 (WB1.3 ONLY)

10 Disks full of Games (over 50)

Plus Catalogue Disks

\$30.00

### GAMES PACK 2 (WB2.0 ONLY)

10 Disks full of Games (over 45)

Plus Catalogue Disks

\$30.00

### CMANUAL ON 12 DISKS \$34.95

INCLUDES SIX MANUALS, 40 CHAPTERS,  
175 FULLY EXECUTABLE EXAMPLES COMPLETE  
WITH SOURCE CODE. PLUS OTHER GOODIES.

17BIT, AMOS, FISH, AMAZ, AMICUS, FAUG, NZAUG, TBAG, AMIGOZ,  
MUSIC & SOUND, APPLICATIONS, UTILITIES, ANIMATION, DEMOS,  
GRAPHICS, SCOPE PLUS OTHERS. WE ALSO HAVE OUR OWN RANGE  
OF OVER 600 DISKS ALL SELF BOOTING AND READY TO USE.

### WE NOW STOCK

KDV (Kilda Virus)	\$24.95
PowerPacker V4.0	\$39.95
PC-TASK	\$64.95

AmigaNuts Licenceware

Deja Vu Licenceware

Amiga Public Domain Centre,

P.O. Box 435, St Agnes SA 5097

Phone (08) 396 2163 Fax (08) 263 1393

We Accept Bankcard, Mastercard and VisaCard

## Scarlet Amiga PD Software

PO Box 458  
Doveton Vic 3177

**(03) 793 3814**

Phone for  
Catalogue Disk  
Open 9am - 10pm

## The Clip Art Connection

PO Box 112, Hawks Nest NSW 2324  
Tel: (049) 971 442 or (018) 490 220  
Fax: (049) 971 442

We supply dedicated Clip Art for Amiga users.

All images are single files.

100+ images on every disk.

Hard copy printouts of images available.

Available on 3.5" or 5.25" disks.

Economical - \$4.00 to \$8.00.

Special Discount Offers.

Contact us for Full Details and  
Preview Sheets

## AMIGA GAMES PLAYERS "ADVENTURERS & STRATEGY CLUB DISK MAGAZINE"

No. 20 Available Now

1 DISK ISSUE \$5

## STAR TREK FANS "THE FINAL FRONTIER"

No. 4 Available Now

4 DISK ISSUE \$15

Enquiries Contact: GARY DELLAR  
153 NEWCOMBE ST., PORTARLINGTON, VIC. 3223  
PHONE: (03) 744 4824



No-nonsense, easy to understand  
reviews and information.

Advertise here  
for only

\$50

### TWC update

*Transmit With Chat* is a two-way send and chat package I talked about some time ago. It allows you and a friend to hook up via modem and send messages to each other while pumping files both ways at once, and works quite well.

The current version, 2.05, incorporates faster file writing, protocol improvements, greater stability, greatly smaller code and lots of other things. TWC may not be distributed for profit, so you'll only find it on bulletin boards and at user groups - not much of a handicap since the only people who want it will already have modems.

### MAX's 1.53

I talked about *MAX's BBS*, the great PD bulletin board package that lets any Amiga owner set up their own BBS, a couple of months ago. So I shan't repeat myself, since naturally you all buy every issue of ACAR. The current version of *MAX's* is 1.53, and adds a cou-

ple of bugfixes. If you're toying with the idea of starting a BBS, you could certainly do worse than check this package out - it's fully documented and quite widely used.

### ARQ1.78

ARQ is one of those programs people see once and have to have. It replaces the fairly functional but dull AmigaDOS requesters - you know, "Please Insert Volume" and company - with much prettier centred requesters, which include better keyboard control and an individual animation for each type of requester, which plays away in a little box.

The current version has various bugfixes, a few new animations, better detection of the type of requester to make sure it gets the right animation, and several other minor improvements. Partly useful, partly frivolous, wholly desirable.

### TUG

The month's dose of frivolity. TUG stands for Totally Useless Game. It's a rather funny text adventure game, not awfully well coded, which has you galloping around a house trying to find a way out. It comes with a text file which tells you how to finish, but it's recommended you don't read it unless you're SURE you're stuck. It gave me a few laughs.

### CompDisk1.6

*CompDisk* is a WB2 only package for real time virtual partition disk compression - compressing data as it gets written to your hard disk (you can use it with floppy but I wouldn't if I were you) and decompressing it when it's read back. It works by making a giant file which the operating system thinks is a separate disk. This "disk" can be any size - you can have it exactly the size of a standard floppy if you like. If you're running a fast processor,

## HARGWARE AMIGA P.D

In association with:  
Strictly P.D of England

Ph: (06) 288 6946

PO Box 3072

Fax: (06) 299 1473

Weston Creek ACT 2611

#### GAMES:

G339 — Games Bonanza  
G001 — All New Star Trek  
G337 — Storyland II  
G338 — No Mans Land  
G310 — Survivor  
G342 — Down Hill Challenge  
G278 — Air Ace II  
G363 — Raphaels Revenge  
G362 — Galactic Food Fight  
G292 — Sealance

#### MUSIC:

M103 — Megabyte Mixes  
Digital Concerts

#### DEMOS:

D237 — Phenomena Demo  
D089 — Star Trek Anim  
D451 — Virtual Worlds  
D423 — Walker Vs Army  
D185 — Elvira Activities  
D436 — P.D. Anims  
D112 — Stealthy II

#### Utilities:

U326 — Amigafox  
U082 — Voices  
U089 — Flexibase  
U299 — Slideshow Maker  
U079 — Electrocad

### FISH T-BAG CLIP-ART 17 BIT VIRUS FREE

\$2.00 Catalogue Disk. Delivery service for ACT region.

Brand name blank diskettes for only \$1.00 each!!!

Orders dispatched same day!!!

PO Box 3072, Weston Creek ACT 2611.

Ph: (06) 288 6946 Fax: (06) 299 1473

Mon-Fri 4.30pm - 10pm Sat-Sun 9am - 7pm

Make your Amiga IBM compatible  
Run MS-DOS Windows and CD-ROM  
Golden Gate

386sx/25Mhz \$999

486slc/25Mhz inc. 2 Mb Ram \$1599

Fastest IBM Bridgeboard for A2000/3000/4000

## ATonce-Plus

286-16Mhz IBM AT Emulator

Amiga 2000 and 500 \$399

CD-ROM External \$599

A500/2000/3000/4000

Supports CDTV, ISO 9660, Hi-Sierra, Mac HFS  
audio CD's, MS-DOS via Bridgeboard

SCSI-IDE Hard Drives-Ram expansion-Printers  
IBM Compatibles

Phone for our free pricelist on disk

## Fonhof Computer Supplies

64 Cross Street, Baulkham Hills NSW 2153

Phone: (02) 639 7718 Fax: (02) 639 5995

*CompDisk* is a better package to use than the other virtual partition program, *FMSDisk*, because *FMSDisk* doesn't do compression. But if you're using 68000 *CompDisk* will be a glacial experience.

#### AutoRes

This weeny little program is designed to simultaneously run a program and make it resident, which is a bit simpler than resending it and then running it separately. It's not actually hugely useful and only works under WB2, but since it's so small I put it on the companion disk.

#### MagicMenu

*MagicMenu* is a great little utility which makes Amiga menus pop up under the mouse cursor when you hit the button, gives them a nice three dimensional look and allows you to select from menus without holding the mouse buttons down, which is considerably more convenient.

It had three significant problems, though; it munched a few bytes of RAM every time you hit the right button and never gave them back, it crashed some programs (like, for example, the *KingFisher* Fish database), and it was documented in German.

Well, the docs are still incomprehensible (fortunately the program interface itself is in English so it's not too disturbing), but the other two bugs seem to be gone. Judging by the length of the History spiel some other improvements have been made too, but figuring out just what ain't easy. Still, it works fine and is a useful addition to your Amiga environment.

#### GIF Datatype

I mentioned the GIF and PCX datatypes, for WB3 users, last month; in the interim there's been a small update to the GIF one; since it's only a few kilobytes it's on the companion disks.

#### ARTM

*Amiga Real Time Monitor* is one of those diagnostic programs that you'll know if you need. It allows you to view and play with tasks, windows, libraries, devices, resources, ports, residents, interrupts, vectors, memory, mounts, assigns, locks, fonts, hardware and resident commands.

ARTM will, in essence, tell you anything you want to know about your Amiga, as well as letting you juggle task priorities and lots of other stuff. The current version is 1.71; the last few versions have removed many bugs and added a couple of minor features. ARTM may not be distributed for profit, so finding it is your problem.

#### Qmouse

*Qmouse* is a popular "everything utility" for Workbench 1.x users, and has been converted to WB2 by Dan Babcock. The last time I mentioned it was v2.1; in the meantime it's made it

### PD FOR SERIOUS AMIGA USERS

*This month's Special*  
**ALL PD DISKS \$1.65**  
*Including A Quality Diskette*

AmAz, Amicus, Amiga Action, Amiga Computing, Amiga Format, Amiga power, Amigan, Amos, Amigos, Amigoz, Best of Fish, CCCC, Compass, CUAmiga, Eagle, Faug, Fish, Fillet o Fish, Larson, Macro, NZAmiga, Phoenix, Scope, Slipped, Smaug, Snag, TBAG, 17Bit, Tcug, Topik

These Disks are \$2.50 each: AmigaNuts, Crazy Joes, Valley PD

We now stock CLR licenseware

3 DISK CATALOGUE \$4 LISTS PD IN DETAIL

Check Out The Only Real Pd Library In West Australia

A500 Int D/Drive \$150	Rochard 40Mb H/Drive \$769	Lotus 3 \$59
3.5" External Drives \$129	Rochard 52Mb H/Drive \$839	A-train \$79
A500 512k Mem Exp \$ 65	RocGen Genlock \$279	Aquatic games \$69
A500+ 1Mb Ram Exp \$110	RocGen Plus Genlock \$379	Bards Tale Const \$59
A600 1Mb Ram Exp \$130	Video Crisper \$49	Buzz aldrins race \$69
2Mb Chip Ram A500 \$255	Video Grab/Splitter\$250	Daemonsagate \$79
AX-Ram Four 0k \$159	Deluxe Paint IV \$169	Desert Strike \$59
AX-Ram Four 1Mb \$224	Deluxe Paint IV Video 1 \$37	Football Kid \$59
AX-Ram Four 2Mb \$289	Deluxe Paint IV Video 2 \$37	Harpoon Pk \$89
AX2000+ 2Mb Chip \$279	Amos Games Creator \$139	Nigel Mansells World \$69
BLIZZARD BOARD \$379	Amos Games Compiler \$69	No Greater Glory \$79
PHOENIX BOARD Call	Amos 3D \$89	Pinball Fantasy \$75
Analogue Joystick Adp \$25	Easy Amos \$89	Prophecy of the shadow \$59
Monitor Flicker Filter \$24	Audio Engineer Soft \$89	Road Rash \$59
Vidi Frame Grabber \$349	Mini Office Amiga \$159	Rome \$69
Vidi RGB Splitter \$249	Prowrite V3.3 \$125	Sabre Team \$59
Chic Mouse Amiga \$39	Wordsworth WP \$259	Shadow Worlds \$59
Genius Amiga Mouse \$59	<b>RIBBONS CALL BEST \$\$\$</b>	Silly Putty \$59
Trackball Amiga \$55	Prices and specifications subject to change without Notice	Sim Ant \$65
Roctec Optical Mouse \$74	Write your Special Here	Sim City \$69
Audio Engineer plus \$339		Sim Earth \$89
Audio Engineer Jnr \$179		Star Trek \$69

#### Quadrant Computers

Po Box 380 Morley WA 6062

26 Rochester Way Dianella 6062

Telephone (09) 375-1933 Mobile 018 918 608 Fax (09) 375-1443



**WALL  
STREET  
VIDEO**

Presents...

An

## 'Introduction to the AMIGA 1200'

(Vol 1)

A 60 minute video explaining the basics of  
Workbench 3 and the Amiga 1200.  
Officially released at "World of Commodore",  
2nd, 3rd and 4th July 1993.

Available at the show or

**Phone (02) 411-2108**  
or Toll free (008) 808820

Amiga, A1200 and World of Commodore are registered trademarks of Commodore Pusiness Machines Inc.




**879 7455**

**Sydney Metro**

Support · Orders

# PRIME

A R T I F A X



We guarantee **Satisfaction!** *PLUS* our amazing no fuss, no questions asked, replacement policy.

## Ask about our new Disks of the Month CLUB...

### Tracks 18 & 19

NEW

Our latest tracks disks are out - ready to play, or edit on your favourite Tracker! All you dance music enthusiasts out there Tracks 18 is for you! Because of it's size, "Rythm" (a take of the Snap song) is the only track. Tracks 19 contains Bettyboo and Rockit - for all the old breakdance freaks. (You can easily use instruments in our Tracks disks to write your own song!)

### A600/1200 Make It Work!

NEW

All you Amiga 1200 and 600 owners, there is a way to get programs to work which don't seem to want to! Simply boot this disk and choose the options you want. Reboot and your Amiga comes up with Workbench 1.3! So now most of the problems you had with running software, such as games, will be gone!

### Space BALLS Music & Anim

HOT

A FAB demo of dance graphics and technofunk. Impress your PC friends. Amaze yourself. See the Amiga shine. A must have - this is a TOP TEN DEMO. A500, 1200 and 2000 Compatible. 1MB Required. 1 Disk. NOT compatible with A3000 or accelerated A2000's.

### Term 3.3

NEW

Workbench 2.x users with a hard drive - this is the best FREEWARE terminal program on the market. Term has an excellent interface, powerful script language and phone-book support. ('030 Version Included) Installation Script Included. Three disks. Modem & WB 2.x required. Hard Disk Recommended.

### Image Processing

NEW

A highly professional image processing program. Not only is it capable of processing still pictures, but also very stunning animations from flat pictures in a very powerful "in between" technique. Load any IFF files up to 1024 x 1024... if you have the memory. It also converts them to 24 bit for better quality. A high number of features and tools make this one of the best around. (At least 1MB required, 2MB and a hard drive for animations.)

### Hard Disk Utilities #1

Includes Hard Disk Backup program, ALock security, File Undelete, Azap disk editor, Bformat - automatically marks bad sectors out of use, Boot Logo, FindIt - locates files fast and HDMem - a Virtual Memory system. 1 Disk.

**Ask for our FREE Catalogue Disk with the easy to use Hyperbook Interface.**


### Anti-Virus PAK

Make sure your disk collection is protected against Virus programs. Ensure you're prepared for the day you get a disk which is infected! On disk is BOOTX 5.3A, the most powerful software available on the Amiga today for detecting & removing Viruses. 1 Disk

### Pagestream Enhancer

Five disks in total, including three disks of Adobe Type 1 FONTS, one disk of Structured CLIP-ART, and one disk of New Drivers and Utilities. (Material sourced direct from U.S.A.)

**Our disks are unique, compiled, tested & updated by us!**



# ALL Disks \$5

(Buy more than 1 and SAVE!  
See disk prices below)

Support • Service • Range



**008 252 879**  
**ORDER HOTLINE**  
Outside Sydney Metro

Buy direct from us at the Sydney Computer Market, Sydney Town Hall. Sunday, June 27th 9-2pm

**Are you looking for  
a fast, powerful,  
cheap word  
processor?  
Protex 4.3 is now  
available.**

Fully functional program,  
packed with hundreds of  
features including spell  
checker, word count,  
footnotes, anagrams and much  
more. If you like the look of  
Protex and need a full  
manual, it's available for \$50.

## Workbench 2.x FONTS

SIX disks containing  
over 60 Compugraphic  
fonts ready to install in  
Workbench 2.x.

Use them in paint  
programs, wordprocessors,  
or any desktop publishing  
software.

**SHIPPING NOW**  
**\$24.00**

**Do you use Workbench  
2.x? Save time with the  
new ToolManager utility.**

Now you can launch any  
application from a DOCK,  
ICON, MENU or HOT KEY!  
One program does it all. Comes  
complete with ready to use Dock  
icons. Object orientated  
configuration system.

**"It's the one we use..."**

(One disk, Hard disk required)

## DISK PRICES

All our disks are covered by one pricing  
schedule. All prices includes postage,  
packing and support.

Disks	Total Price	Cost/Disk
1	\$ 5.00	\$ 5.00
2	\$ 9.50	\$ 4.75
3	\$13.50	\$ 4.50
4	\$17.00	\$ 4.25
5	\$20.50	\$ 4.10
6	\$24.00	\$ 4.00

(for orders of 6 or more disks, each  
additional disk is \$3.75)

**We use quality Memorex  
Brand diskettes.**

## Disks of the Month

NEW

How can you guarantee a constant  
supply of quality, low cost software?  
Easy!

Subscribe to our New Disks of the  
Month offer, and we will send you a  
fresh selection of the best new  
programs for the month  
automatically. You'll receive one or  
two disks at a low cost of \$4/disk,  
and we won't bill you until your  
disks are despatched! CREDIT card  
orders only.

## PD Starter Pack

7 top  
Disks

Special Price  
\$21.00

The ideal way for first time public  
domain software buyers to start  
building a useful library of good  
software. This pack is a collection of  
our most popular easy to use titles.

- Hot Games 1 • Anti-Virus  
Pack • Finance • Sound-Vision  
Demo • Cartoon Animations 3  
• Tracks 1 • Hot Games 4



**Guaranteed  
satisfaction or your  
money back.**

ORDER FORM - Post to Prime Artifax, P.O. Box 288, Gladesville 2111

June ACAR

Name .....

Address .....

Post Code .....

Day Phone .....

Card No.

Valid To ..... \..... Visa  B/C  M/C  COD  Cheque

Signature .....

Public Domain Disks

.....  
.....  
.....  
.....

Please bill me each month for your  
NEW disk/s of the month offer :

to v2.5, which adds the usual piles of bugfixes as well as PopCLI optionally bringing the Workbench screen to the front, KS3 compatibility, Snap compatibility, auto window activation delay so 68000 machines don't fall asleep when you move the pointer over lots of windows and several other minor changes.

And it still has all its old features - mouse acceleration, mouse and screen blanking, click to front/back, SunMouse window activation, auto window activation after flicking screens, drive click disabling, #?/\* toggling for CLI and the ability to completely disable DisplayBeep - the DOS function used by some programmers to make the user's life a misery with excessive screen flashes and audio effects. But you do need WB2 to run it.

### SuperDark


Just last month I mentioned *SuperDark*, a suite of screen blanking utilities not unlike *After Dark* on the Macintosh, only lumpier. Well, it's been greatly updated and is now considerably less likely to blank your screen to death, and so it's on the companion disk. Some new stuff has been added, a lot of bugs removed, but it's still not too quick on 68000. What do I care, I just got me an 030!

### DellInfo

This simple little utility's sole aim in life is the removal of icon files (filename.info files) from anywhere you don't want them. The latest version, v1.1, adds a little and removes a couple of bugs. Tiny but useful.

### DeliTracker

*IntuiTracker* is the old faithful program used by anybody who wants music while they compute - it'll play *SoundTracker* module on the workbench. *DeliTracker* does the same sort of thing, but with multi module format support and a different interface. There are a couple of formats that still baffle



*TutPolis (Digital Illusions)*

*DeliTracker*, but with both the *Deli* and *Intui* version you should be right. You can find the latest version of *IntuiTracker* on my HotPD 7 companion disk set.

### SysInfo

*Sysinfo* is one of those programs that gets updated every second day. The current version is 3.15, and fixes the clock detection bug. Minor, but it's on the companion disk.

### Fish

Fred Fish's invaluable AmigaLibDisk

*TutTwist (Digital Illusions)*



series has now reached disk 820. Here are some highlights from the latest 10 disks:

**Disk 811** contains *bsh*, another monster shell cum scripting language like *Csh* and *Ksh*. *bsh* will run on DOS 1.x to 2.x, and offers command history, command line editing, command substitution, redirection and piping, redirection of standard error file, concurrent piping for external commands, here documents, aliases, filename completion using wildcards (\*, ?), pattern permutations, variables, array variables, local and environment variables, variable exporting, C-like expression evaluation, conditionals, looping, more than 50 built in commands,


more than 40 built in functions, script programming, workbench startup via *newbsh*, directory aliases, shell window manipulation and command search by CLI path, by *bsh* path variable, command hashing and resident command loading. Got that? Good. It's shareware.

Also on **disk 811** is *WhiteLion*, a new *Othello* (Reversi) playing program. As usual it beats the pants off me, but it's one of the best efforts in this field I've seen, and is a great program for learning the game. ShareWare.

**Disk 813** has *AmigaBase1.21*, a hierarchical, programmable, in-core database that runs under OS 1.3 and OS 2.0. Features include two display methods, filter datasets, search datasets, print datasets, and much more. Datatypes can be Integer, Real, Boolean, String, Memo (Text), Date and Time. Number of datasets is only limited by available memory. Since it's programmable, you can build just about any kind of database with it, and some examples are included to start you off; it's great to see such quality software in the ShareWare market.

**Disk 814** features *TreeGrow*, a pointless but fun program which generates quasi-fractal trees or plants. I like these sorts of programs - they're soothing, some-





# POWERCOPY

PROFESSIONAL



P O W E R  
P E R I P H E R A L S P T Y L T D

## THE ONLY UTILITY YOU WILL NEED FOR EFFECTIVE DISK DUPLICATION ON YOUR AMIGA

- Fully featured software includes powerful picture grabbing options and virus detection/repair of known and unknown bootblock viruses.
- Hi-tech Power Device hardware ensures precise data duplication.
- Comprehensive online help files and individual help windows for all selectable options.

For more information contact Power Peripherals at  
1ST FLOOR, 257 HAWTHORN ROAD, CAULFIELD NORTH, VICTORIA. 3161  
PHONE: (03) 532 8553 FAX: (03) 532 8556

how. Hours of fun await, as you play with branches, leaves and flowers and discover that nobody with a machine slower than a 4000 should attempt a 20 generation plant.

**Disk 815** contains *AntiCicloVir*, a link virus detector - link viruses infect files, not bootblocks - that detects 27 different viruses. Checks your disk and memory for known linkviruses, and can also detect some bootblock viruses in memory. Shareware.

**Disk 817** has *EditKeys*, a keypad editor which supports editing of string, dead and modifiable keys, as well as control of repeatable and capsable status of each key. *EditKeys* runs equally well under AmigaDOS 1.3 or 2.0, and allows anybody to set up funny key macros, simple menu systems, or indeed to go all Dvorak should the urge strike them.

**Disk 818** contains *LoadLibrary*, (yet another LoadLib program, which allows you to load libraries from funny places without copying tons of seldom-used

stuff into LIBS:, and also allows you to RELIABLY kick unused libraries out of RAM to free space. This version runs in its own task, and uses the reqtools.library for multiselection and other user friendly file handling. *LoadLibrary* requires WB2.

Also on **818** is *WatchStack*, a program that monitors the stack of any selected task or process 50 or 60 times per second and reports the allocated stack, maximum stack usage and current stack used. Requires WB2, and is another little help in tracking down those incompetently built programs that live to stuff up your system.

**Disk 819** contains *MemoMaster*, a program that warns you about events (like birthdays and anniversaries) as they approach. Simple, eh!

**Disk 820** has *QuickFile*, a shareware flexible, fast and easy to use flat file database using random access with intelligent buffering to minimise disk access, multiple indexes for fast access to records, form and list style screens and

reports, and fast sorting and searching. Files are quickly and easily defined, and fields can be added, changed, or deleted at any time. If you don't need super power, *QuickFile* could be perfect for you.

#### IDIOT ALERT

That's right kids, another moron with a hex editor has released a fake "update" to a program. Poor old Eddy Carroll, author of the invaluable *SnoopDOS*, has once again had his work hijacked for some nong's entertainment - if you find something which purports to be *SnoopDOS 2.0*, ignore it. Nobody knows what THIS version does, but it isn't anything useful.

Everything mentioned here except *MAX's*, the Fish disks and the stuff that can't be distributed for profit is on the companion disks, available from Prime Artifax PD as Hot PD 9a and 9b. The disks are fully iconned, except for programs that don't run from Workbench.

See you next month. □

AMIGANUTS UNITED AUSTRALIA  
P.O BOX 9001, WILSONTON, QLD 4350  
Phone (076) 331172 Fax (076) 331172  
Founders of The Public Domain Association of Australia  
GUARANTEED SERVICE & SUPPORT

HardWare & Accessories  
LicenceWare Programs  
Public Domain Programs  
Computer Training & Tutition  
DeskTop Publishing Service



#### ©OctaMED ProV4.03 \$85.00

The best budget priced music software available! OctaMED can utilise upto 8 tracks using Amiga hardware, 16 if used with MIDI Built in sampling software.

#### ©AMFC V2.0 \$28.00

Amiga Music File Converter, allows modules from other trackers to be converted into OctaMED format, including SMUS.

#### ©AMIGA CODERS CLUB (ACC)

ALL ACC DISKS NOW ONLY \$9.00 each.  
Monthly programming disk for assembly language programmers of all levels, contains loads of source, tutorials, hints & tips.

#### PUBLIC DOMAIN SOFTWARE

Assesins games collection 42 disks of games. \$3.50 ea  
OctaMED Modules 14 disk set \$42.00  
Octamed Samples 8 disk set \$24.00  
We stock the entire Fred Fish collection over 800 disks.  
Australian Distributors for the famous TBag disks.

NEW SERVICE AVAILABLE  
PICK - A - DISK  
CALL OR WRITE FOR DETAILS

## HC Software Pty Ltd.

Australian Graphic Atlas V3.5  
WITH RUNTIME  
NOW RELEASED!

This new version of the atlas now has even more features. Display of maps, wildlife, explorers, Antarctica, Prime Ministers and much more! Normally \$89.95

SEE US AT  
THE WORLD  
OF COMMODORE SHOW  
and get the Atlas for just  
\$50.00

NEW!  
EXPANSION MODULES  
now with runtime!  
Demographics . . . . . \$59.95  
(Show Price Just \$40.00)

HC SOFTWARE PTY LTD  
PO Box 782, Prospect East  
South Australia 5082  
Phone (08) 262 4461  
Fax (08) 262 8229

## AUTHORIZED COMMODORE SERVICE COMPUTER

ALL COMMODORE & AMIGA  
WARRANTY and  
NON-WARRANTY REPAIRS

- \* Module Exchange
- \* Upgrades & Modifications
- \* Workshop Repairs
- \* 90 Day Warranty
- \* Quick Turn Around

PLEASE CALL FOR CURRENT  
PRICES and  
LABOUR CHARGES

## PARCOM Pty Ltd

Whites Hill Shopping Village  
Samuel St, Camp Hill, Qld 4152  
(07) 395 2211  
Brisbane North Side  
5 Clifford St, Stafford Qld 4053  
(07) 857 6311

# Phil Campbell's Entertainment

## EA Releases A1200 Zool

The floodgates are opening as a new range of software designed specifically for the 256 colour Amiga 1200 pours onto the market ... well, not quite. But at least there's a trickle!

Electronic Arts are first, with a specially upgraded version of the phenomenal *Zool*, the best ever platforms-n-ladders game ever to grace the Amiga. I'm waiting for my turn on ACAR's Amiga 1200 to try it out!

## Playcorp Takes Over Mindscape Distribution

Sydney's Mindscape, longtime supporters of ACAR with the monthly Mindscape competition, are to cease operation. Mindscape International and Software Toolworks products will now be distributed through Melbourne's diversified Playcorp organisation.

Playcorp spokesman Mr Sam Stewart, a keen Amiga enthusiast, promises solid Amiga support from the company. "We've already developed strong credentials in the console market," said Mr Stewart, "and intend to do the same in the computer arena." You can contact Playcorp on (03) 329 2999, or fax (03) 329 2995.

Mindscape's Sydney office will still be open for "technical and marketing solutions."

## See you at the Show

Yes folks, it's just about World Of Commodore time again. We'll all be there on the ACAR stand ready to chat, and flogging off hurriedly made copies of the ever popular ACAR Entertainment Hints Disks. Mind you, if you'd like to beat the rush you can order yours right now - see the details below.

## New Screenshot Technology for ACAR

Keen eyed readers will notice some improvements in our screenshots over the next few months. Thanks to Don Quixote Software, we're now using an Action Replay III cartridge to capture screens from "freezable" games - which includes all the titles reviewed this month. Many games, however, use fancy "copper-list" programming to create gleaming colour-barred backdrops. And sprites usually drop out of the cap-

*King's Quest V Solution, see page 74*



tured screens. So from next month you'll notice live "video grabs" of game screens, courtesy of a VIDI 12 Frame Grabber from Mark King's Amadeus Computers, phone (02) 652 2712. Video grabs suffer from a little blur, but you should find they give a better overall view of the action.

## Last Ever Mindscape Competition Results

Sad to say, the Mindscape April Competition is our last! So here's to our final clever - and lucky - winners of *Nigel Mansell's Grand Prix*. We asked you to unscramble the words TTRPPIIEECA and UTTRPONMIEA. Each of them can form two perfectly normal English words. I suspect the winners had access to an Anagram dictionary, because they didn't seem to have much trouble coming up with peripatetic, precipitate, importunate, and permutation.

First prize goes to Joe Hanna-Rivero of Keilor Downs Vic, who had the good sense to notice the clue! Second prize to Jeannine Clegg Heathridge WA, and third to H Turnbull of Teralba NSW.

## New ACAR Adventure Hint Disk

Speaking of Hints, Adventurer's Realm have now produced their very own disk full of hints and tips for Adventurers. You'll find the details safely tucked away in this month's Realm.

## And the Ever Popular Hint Disks 1 and 2

If you still haven't ordered your copy of the fabulous ACAR Hint Disks 1 and 2, why not do it now? This month, we're offering a World Of Commodore Special - send two blank disks, a stamped, self addressed envelope, and a cheque for \$8 to Phil Campbell, PO Box 23 Maclean NSW 2463, and we'll send you both disks crammed with hints, tips and other goodies. That's a huge 20% saving for this month only.

# ENTERTAINMENT HINTS & TIPS

## Gravity Force

These handy level codes come from Brendan Tregar.

- Level 5 - AGNUS
- Level 10- PARSEC
- Level 15- CRYSTAL
- Level 20- REACTOR
- Level 25- VISION
- Level 30- ORBIT
- Level 35- PALACE
- Level 40- ALIEN
- Level 45- FALCON

Also if you want to get to any level, type in WARPXX where XX is the level number.

## Zool

Thanks to Daniel Cannon for this

handy *Zool* hint:

On the screen with the little Zool and the instruction to press the fire button, type GOLDFISH. Now in the game, press 1 for invincibility, 2 for next section, 3 for next world and 4 to lose a life.

## Armour Geddon

Last month we printed Part 1 of Jim Darcy's detailed guide to totally stuffing up *Armour Geddon* with your Action Replay Cartridge. Here comes part 2!

### Altering the Developed Status of a Vehicle or Weapon

Again, says Jim, you'll need to use the "M (address)" command to alter these locations. Alter the two bytes at each of these locations to \$FFFC to make a vehicle or weapon developed.

Vehicle or Weapon	Status Location	*
Heavy Tanks	\$02af0c	*
Light Tanks	\$02af62	*
Hovercrafts	\$02afb8	*
Bombers	\$02b00e	*
Fighters	\$02b064	*
Helicopters	\$02b0ba	*
Lasers	\$02b110	*
Bombs	\$02b166	*
Rockets	\$02b1bc	*
Missiles	\$02b212	*
Neutron Bombs	\$02b268	*

Retd. Bombs	\$02b2be	*
Night Sights	\$02b314	*
Shells	\$02b36a	*
Drop Tanks	\$02b3c0	*
Telepods	\$02b416	*
Fuelpods	\$02b46c	*
Cloakers	\$02b4c2	*

The above locations are only for training mode off, as in training mode on the vehicles and weapons are all developed.

### Infinite Vehicles and Weapons

The following instruction (located at \$130b6) decrements your vehicles and weapons in the base.

\$130b6 sub.w d0,1c(a0)

Disable this instruction, and every time you use a vehicle/weapon, you will still have the original number of vehicles/weapons remaining.

If you click on a vehicle/weapon, and then put it back, you will find that you now have an extra one. To disable this instruction, use the "A (address)" command, and assemble NOP instructions over the top of it.

eg. type "A \$130b6" (enter)

now type NOP (enter) - do this line twice to erase the old instruction. This is a little bit harder than using the trainer "TFD (address)" command, but it is so much quicker that it is worth the extra effort.

# Entertainment Letters

Send your entertainment letters to the editor, Phil Campbell, PO Box 23 Maclean NSW 2463, Australia. Keep them brief and to the point, and we'll do our best to help.

## Swap Shop

Dear Phil, I am after the game *Street Rod I or II*. I will swap it for *Turbo*

*Trax, Warhead, Full Metal Planet, Nightdawn, Grand Monster Slam, Purple Saturn Day, Football Sim, Volleyball Sim* or the Power Pack. Thank you.

Andrew Politsch  
Mount Isa, Qld

**Ed:** Hope you'll find a reader somewhere who can help. You'll enjoy *Street Rod* - it's a nice little racing game, though hard to survive in!

## Complaints Department

Dear Phil, I am writing to warn people about the Sierra Club, run by Sega Ozisoft. It seems to be a fake. I've waited three months for a newsletter, and received nothing. I rang the hint line and found it was disconnected.

I would also like to complain about Prime Artifax. They are very slow in delivering. I ordered a catalogue from them two months ago and have still

received nothing. I would also like AMOS programmers to write to me for I want to start an AMOS club. It will consist of disk costing around \$5. This money will be distributed to the writers and so on. Keep up the good work.

Myle Agnew  
50 Eugenie St  
Raglan, NSW, 2795

**Ed:** Gee, Myle, you're having a bad run! Have you remembered to include your address when you've contacted Sega-Ozisoft and Prime Artifax? They're both highly reputable companies! If you still haven't had any success by the time you read this, contact our office by phone and we'll put in a good word for you with both companies. As for your Amos Club, are you sure you can offer anything more than the "official" Amos club run by Pactronics?

## Sports Report

Dear Phil, I own an Amiga 500 and am heavily into sports sims. I was disappointed in *ET's Rugby League* in one aspect of the game. That was it doesn't have statistics like highest point scorer and such. Could they possibly do something in the future to enhance these features?

Harold Banfield  
Sanctuary Point, NSW

**Ed:** Sorry, Mr Banfield, I think there's very little chance that *ET's Rugby League* will be re-released with a beefed up stats section. Nice to know that there are some players out there who take notice of all the statistical garbage that some sport sims like to pump out - as for me, I just ignore it!

## Cheat

Dear Phil, I was hoping you could help me with some cheats for games - though not cartridge cheats, 'cause I haven't got one. I'm after some help with *Nuclear War*, *Ports of Call*, *Global Effect*, *Fire Power* and *Wings*. Thanks for the help.

P Kuhnast  
Humpstead Gardens, SA

**Ed:** There's plenty of help available for most of those games on our official ACAR Hints Disks - *Ports of Call* and *Wings* have been particularly well covered. If you've got any back issues of ACAR, check them out - otherwise, see details for ordering hint disks on the News page.

## Test Drive II Wanted

Dear Phil, Somehow I've trashed disk 1 of *Test Drive - The Duel*. Sega-Ozisoft can't replace it. I was wondering if any readers could provide me with the original disk, or a copy. I'm prepared to swap for an original *Jimmy White's Snooker* or *AMOS - The Creator*. If anyone can help, please contact me direct.

Mark Curran  
5 Landra Ave  
Mt Colah 2079  
ph (02) 987 4606

**Ed:** Sorry to hear about your accidental disk-trashing, Mark. Hopefully some compassionate reader will get in touch with you direct!

## Wall of Fame

Well, I was stoked off my dial to receive a letter from the Ukraine. I don't know where he buys ACAR, but Segey Kandaurov sent me a heap of high scores for the C64. If you're reading this, thank you for the letter and the high scores!

If anybody else out there receives this magazine around the world, drop me a line and tell me how things are going in your country.

As for other high scores, I'm searching for somebody who sent me nine high scores, with no name attached. Please drop me a line. That wraps this section up for another month. See ya later, Australia!!!

Send your high scores to Juris Graney, 41 Cameron St, Maclean, NSW, 2463. Please mark clearly whether your scores are for C64 or Amiga. And remember - No cheat modes allowed!

### AMIGA

ACTION FIGHTER 132,530 Robbie Baker  
ALERT 359,700 Robbie Baker  
ARKANOID 1,052,610 S Walter  
AMAZED 130,500 C Turnadge  
ANARCHY 646,560 - Sid Vicious  
AQUATIC GAMES 4,170,666 - Phil Cary  
AXEL'S MAGIC HAMMER 329,800 Aaron Buscumb  
BAAL 134,250 Davo  
BARBARIAN II 100% (c) - Sid Vicious  
BATTLE COMMAND 334,200 Peter Cain  
BATTLE SQUADRON 99,999,999 (c) Amos Burbidge  
BEYOND ICE PAL. 67,626 (c) Chris Turnadge  
BIO CHALLENGE 29,000 Aaron Sanderson  
BLOCKOUT 85,281 Stephen Lark  
BLUES BROTHERS (C) LOOPY BOMB JACK 468,120 K Butters  
BUBBLE + 276,850 (c) C Toyne  
BUBBLE BOBBLE 2,960,980 Kristy Cameron  
BUDOKAN 6:08min (c) Mark Sorensen  
BUGGY BOY 113,260 Powerhouse Nick  
CAR-VUP 484,122 Happy Hacker  
CHASE HQ 7,426,060 Powerhouse Nick  
CONT. CIRCUS 4,815,390 Dolly  
CRAZY CARS 93,622,590 (c) Robert Cameron  
CRAZY CARS CHALL 3,000,000,000!! Michael Summers  
CRYSTAL HAMMER 6,787,921 (c) Kristy Cameron  
CYBERBALL 475,000 D Marsh  
DENARIS 53,900 Peter Evans  
DIABLO 1,490 Timothy Johnson  
DRAGON NINJA 406,400 (c) WIZE OWL  
DOUBLE DRAGON 962,355 Robert Cameron  
DOUBLE DRAGON II 201,330 (c) The Warrior

EDD THE DUCK 5,820 Andrew Gormly  
ELIMINATOR 246,570 G Munro  
EMERALD MINE Level 23 (d) Timothy Johnson  
FIRE & ICE 376,750 The Prophet  
FINAL FIGHT (C) LOOPY  
FLOOD 13,135 Matthew Beeton  
GAUNTLET III 270,509 LOOPY  
GEE BEE AIR RALLY 308,726 Robert Irwin  
GIANA SISTERS 112,480 A Annen  
GODS 13,501,379 (c) WIZE OWL  
GOLDEN AXE 499,9 (c) The Untouchable  
HYBRIS 2,934,426 Andy Tyson  
IK+ 1,039,200 (c) Powerhouse Nick  
IMPOSSIBLE MISSION 66,380 Diane Urwin  
IMPOSSIBLE MISSION II 67,900 (c) David Dilkes  
INDIANA JONES L.C. completed Phillip Nicoll  
INDIANAPOLIS 500 37.00sec/243.24mph Ian Klaus  
INERTIA DRIVE 33,600 (c) A. Gormly  
JAMES POND 2,500,000 Mark Shillington  
KARATE KID II 54,000 M Summers  
KILLING GAME SHOW 699,270 David Thompson  
KLAX 4,396,040 Happy Hacker  
LEATHERNECK 88,700 T Humphries  
LIVE AND LET DIE 96,520 Mereeke Beaton  
MAJOR MOTION 50,658 Owen Webster  
MENACE 996,481 Kamikaze Andy  
MIDNIGHT RESISTANCE 332,610 Chris McInally  
MINDWALKER 306,214 P Schumacher  
MOUSETRAP 71,977 Davo Rich  
NARC 180,800 Damien Carsburg  
NECRONOM 1,181,360 - Johnny Rotten  
NINJA MISSION 66,528 Chris Toyne  
NITRO 283,000 Brett Bannerman  
NUCLEAR WAR 990 Paul Rucci  
N.Z. STORY 546,695 E Beaton  
ONSLAUGHT 39,918 A Gormly  
OPERATION THUNDERBOLT 166,400 Andrew Gormly  
OPERATION WOLF 355,680 Graham Wilson  
OUTRUN 59,180,659 (c) Wize Owl  
OFFSHORE WARRIOR 626,345 Jacob Booth  
PACMANIA 3,250,140 (c) Amos Burbidge  
PINBALL DREAMS 464,580,351 The Fly  
PINBALL MAGIC 423,560 P Rucci  
PINBALL WIZARD 3,893,570 Stephen Hose  
PIONEER PLAGUE 35,412 K Sooby  
PLUTOS 299,000 Davo  
POPULOUS 347,990 M Summers  
PORTS OF CALL \$3,654,944,000 Status 1033 Troy Clarke  
POW 612,865 David Thompson  
RAINBOW ISLANDS 9,999,999 (c) Timothy Johnson  
RAMPAGE 212,912 G Wilson  
RICK DANGEROUS II 68,450 Scott Southurst  
ROBOCOP 450,890 (c) Wize Owl  
ROTOX 183,050 (c) Faye Doherty  
SIDEWINDER 904,350 Sharon Elsley-Eades  
SILKWORM (Hell) 9,963,360 (c) Robert Cameron  
SILKWORM (Jeep) 2,369,571 Kristy Cameron

SKWEEK 3,375,400 Faye Doherty  
SPACE ACE 24,680 Stare Bear  
SPACE HARRIER 210,855,250 Maverick  
SPEEDBALL 17,850 A Burbidge  
SPEEDBALL 2 488-0 Matt James  
STARWARS 5,722,822 wave 33 C. Mings  
STRIDER 175,350 Neil Young  
SUPER CARS 27 races (c) L.Hetherington  
SUPER CARS II Hard Level '42 The Untouchable  
SUPER HANG-ON 25,042,850 David Worthy  
SUPER OFF-ROAD \$4,930,000 Greg Hingerty  
SUPER WONDER-BOY 208,900 Adam Annen  
SUPER SPACE INVADERS 814,355 Andrew Hay  
SWIV(H) 2,108,210 (c) R Adams  
SWIV (J) 2,417,330 S McKinlay  
SWORD OF SODAN 403,500 Steven Begley  
T E E N . M . N . T U R T L E S 546,600 (c) James Leeken  
TEENAGE QUEEN - \$3900 (c) Ronald Biggs  
TERMINATOR II 254,960 P Rucci  
TEST DV 237,308 S Demchinsky  
TEST DRIVE 2 659,992 Michael Summers  
TETRIS 65,300 (1417 Lines) Ray  
'THE LEGEND' Brown  
TETRIX Level 232 Stephen Lark  
THE RUNNING MAN 123,500 Daniel Rucci  
THUNDERBLADE 2,034,040 De Moose  
THUNDRCT 522,300 S Southurst  
TOWER OF BABEL 25,934 (c) Stephen Lark  
TOKI 115,963 (C) Loopy  
TURBO OUTRUN 100,260,819 Matthew Mantle  
TURRICAN 1,735,100 (c) Adrian Jenkin  
TURRICAN II 3,307,700 (c) Matthew Beeton  
TV-SPORTS BASKETBALL 192-39 Matt James  
TV-SPORTS FOOTBALL 189-0 David McKinney  
TWINWORLD 24,640 Carol Love  
TYPHOON 54,255 O Webster  
U. N. SQUADRON 762,255 (c) Tony Stojanowski  
VIDEO KID 371,050 Andrew Hay  
VIRUS 22,637 Jason Dykstra  
WHIRLIGIG 28,210 Nathan Allen  
WINGS 432 kills Robert Irwin  
WINGS OF DEATH 56,670 R Irwin  
WONDER BOY 381,186,042 (c) Kristy Cameron  
XENON II 1,107,280 Mark Porta  
ZOOM 67,051 Steve Jones

**COMMODORE 64**  
ALLEY CAT 1,101,150 S Mitchell  
ALTERED BEAST 312,400 Rick Zanker  
ARKANOID 1,730,400 Segey Kandaurov  
ARKANOID 2 756,250 Mean Max  
BARBARIAN II 80500 UNKNOWN  
BATMAN 521,360 The Joker  
BATMAN-THE MOVIE 1,087,080 Michael Bradley  
BANGKOK KNIGHTS 39,600 Josh Smith  
BOMB JACK 521,820 A Wade  
BUBBLE BOBBLE 6,963,930 (c) David Gavrilovic  
BUGGY BOY 182,790 P Murray  
CABAL 194,450 The Joker  
CHASE HQ 12,436,129 (c) David "Moira Jane" Sanna  
CHASE HQ II 29,100 (C) A Wade

CREATURES 10,123 Adam Malinowski  
DAVID'S MID MAGIC 669,150 The Joker  
DOUBLE DRAGON 35,820 (c) Atul Prasad  
DOUBLE DRAGON II 255,190 Nick van Heeswyk  
DRAGON BREED 496,870 Happy Hacker  
FAST BREAK 136 to 9 C Byrne  
GHOSTS AND GOBLINS 325,600 Adam Wade  
GHOULS AND GHOSTS 558,110 (c) Adam Wade  
GIANA SISTERS 287,100 (c) Adam Wade  
GRYZOR 228,600 Mean Max  
H. MARADONA Lv M N Heeswyk  
HAWKEYE 260,400 M Inman  
IKARI WARRIORS 308,300 Jason Aldridge  
IMPOSSIBLE MISSION II 76975 INT. KARATE 139,300 P Millward  
LAST NINJA II 17m44s D Carter  
MIDNIGHT RESISTANCE 28,540 (c) Dennis Pike  
MEGA GIANNI SISTERS 328,746 Mean Max  
NEMESIS 1,633,200 Adam Wade  
OPERATION THUNDERBOLT 78,600 Adam Annen  
OPERATION WOLF 776,350 Winston Diaz  
OUTRUN 19,952,780 (c) The Untouchable  
PARADROID 303,125 M Inman  
PAPERBOY 103,100 J Nunes  
PIRATES 143/100 D Steward  
POWERDRIFT 872,940 A Annen  
QUE-DEX 639 Chris Byrne  
R-TYPE 1,890,210 Atul Prasad  
RAINBOW ISLANDS 7,653,241 Adam Malinowski  
RAMPAGE 180,000 Adam Wade  
RICK DANGEROUS 66,280 Adam Annen  
ROBOCOP 237,170 (c) A Wade  
ROLLING THUNDER 417,280 Adam Wade  
SALAMANDR 235,300 P Millward  
SHINOBI 664,372 (c) W Diaz  
SILKWORM (Hell) 1,212,200 (c) Rick Zanker  
SILKWORM (Jeep) 244,500 (c) Adam Blanch  
SKATE OR DIE Freestyle 22,850 The Joker  
STREET FIGHTER (c) 168,900 Adam Wade  
SUPER CYCLE 239,840 (c) Adam Annen  
TARGET RENEGADE 330,450 C. Byrne (clocked)  
TEST DRIVE 36,144 (c) John Nunes  
TEST DRIVE II 249,543 (c) A Batroc  
TETRIS 81,613 (1021) The Fly  
THE TRAIN 9,500 (c) Adam Annen  
THUNDERBLADE 1,851,040 Matthew Inman  
THUNDERCATS 310,100 Sergey Kandaurov  
T.M.N TURTLES 4397 Adam Annen  
TRAZ 112,400 Segey Kandaurov  
TURRICAN 1,239,040 Adam Malinowski  
UNTOUCHABLES 70,230 Simon Watford  
WIZBALL 999,999 (c) G. Beaven  
WONDERBOY 4,775,470 (c) Lee Walters

Scores followed by (c) indicate that the game has been completed.

# KGB

***So comrade, you want to know about an adventure game based in the Soviet Union, where you are an agent for the KGB? Let me tighten those thumbscrews as Laetone Gravolin investigates.***

**W**e all know times have changed. *KGB* intimidation is a thing of the past. But in *KGB* - the game - you play the role of Captain Maksim Mikhailovich Rukov (whew!), an agent who has just transferred from a military post in Siberia to Department P, a high-up section of the KGB in Moscow. His mission; to investigate cases of corruption inside the KGB itself.

Control is by a easy point and click interface - for instance if you put the pointer on a man the pointer icon will change to "talk". Click on the mouse button and a number of options will appear - "you say", "you ask about", "you talk about", "you ask for." Submenus let you choose your conversation topics from further options. Controlling objects on the screen is easier - if you point it at an object "take" will appear. One further click picks it up.

Gameplay is average - you go on a series of secret missions, through four chapters. The extent of the mission depends on the threat to the KGB. Put simply, if it affects the KGB the mission will be long and hard - if the outcome doesn't affect the KGB the mission will be short and easy. In general, you'll investigate deaths, apartments and other "James Bond" style stuff.

Of course the Soviet Union is very strict, if you go on a mission and find nothing the Major will transfer you back to Siberia in a very rude manner. And if you happen to accidentally pull your revolver out and aim it at the Colonel, it will be the end of the game. And your life.

In the headquarters, you have a very cramped office with a scrappy old type writer to write reports. There's a phone, and across the room the desks of the other agents you share the space with. Be careful what you say to them - in the KGB, everyone is always watching everyone else!

The graphics of this game are very good indeed. When someone talks to you, you will see a large animated picture of their face, which looks almost real. The sound is a little disappointing - a boring music track that seems to drag on and on. There are no sound effects at all!

If you feel you're not very good at this sort of game, don't worry. There's a very useful and unique backtrack mode! So if you get your ribs broken by a bunch of mean punks, backtrack to where you met them and say "You look very stunning, gentlemen" instead of "Why don't you take a walk, Mac."

## FACTBOX

*KGB* is a well produced game with nice graphics, and a boring, Russian sounding music track. It's a classic point and click adventure, with plenty of depth, and a demanding plotline. Recommended if you feel like a challenge.

## Ratings


Graphics:	90%
Sound:	67%
Gameplay:	85%
Overall:	83%

Distributed by Sega-Ozisoft.  
RRP \$49.95. Available from your retailer.

In your inventory there are useful items like your revolver, identification card, money and a family photo - and as you progress on missions you will find more items that help.

*KGB* is a difficult game. It expects you to be a professional when you start, and you'll have to think hard. If there are bad guys in the next room and you have to search the room next door and it's dark, remember to use a match instead of turning on the light - in other words, think like a spy!

This means the game can be darned frustrating at times. Depending on how you look at it, that may be a bonus - after all, you don't want to finish it in the first five minutes. Then again, I guess you DO want to finish it some time in the next five years. I'll let you know how I go!



**Mark Harris checks out a game that's finally been re-released without those nasty bugs. So switch on your imagination and dive in boots and all, because you're sure to enjoy ...**

# FATE

## Gates of Dawn

The delectable mix of atmosphere, storyline, battles (some epic) and presentation make this game a classic of classics which continues to fascinate me each time I play it. The player obtains important information during game play only by engaging the inhabitants and Mages in conversation. In time, he encounters numerous puzzles which must be solved.

*Fate* does not employ the often abused question and answer trick - each puzzle must be solved step by step before a new adventure can begin.

Winwood, the main character in *Fate*, is a man in the best years of his life and a proud owner of a record shop on Fifth Street. He is not well off, so has to stay open late hours. One day he feels tired and falls asleep. Winwood was in dreamland; suddenly he is drawn into a world of dark nightmares and sucked into gaping emptiness. He awakes to find himself in another land. In his dream he sees Thardan, and knows he was the evil mage that abducted him. Winwood just has to find answers to these questions if he wants to return to his own world. And he is very sure he wants to return!

So the stage is set for this epic adventure (with emphasis on epic). This game was released in 1991 but was beset with problems (crashing when entering the first town); a year later it was released again minus the initial problems.

The first thing that impressed me was that the game ships on only two disks and is hard drive installable. Don't be fooled by the fact it is only a two disk

game - it's crunched. I started playing it and am still playing it some months after receiving my copy. The interface is great, a combination of mouse and keyboard. The graphics are also excellent and this game was first released on the Amiga instead of the other way around (a big hurrah for the European software companies).

This is a true role-playing game, unlike some that have been dished up in the past. The experienced role-player will find this game to be truly exciting - it will certainly challenge your mind. Inventory management is a factor in this game, to be a true role-player you have to account for this (object weight, weapon weight etc) - after all you can't aspire to play be a role-player if you don't pay attention to detail.

The magic is broken up into 20 classes, each with 10 spells. Every mage can learn all the classes and spells. Attributes can be raised upon promotion along with the acquisition of new spells.

### FACTBOX

*Fate - Gates of Dawn* is a classic Role Playing Game that has finally been released the way it always should have been. And what a game! Great graphics and a top notch story line in the best RPG traditions make it our reviewer's favourite game.


### Ratings

Graphics	91%
Gameplay	95%
Playability	93%
Lastability	93%
Overall	94%

Distributed by Playcorp (03) 329 2999.

Almost every town has a dungeon of seven levels with sub levels which are an extension of each level; each floor has to be completely explored as they hold clues, and useful weapons can be found. The first object of this game is to open the cave-train and this is achieved by killing Miras Athran.

Enough of the clues, in closing I will say this - I have found and continue to find great enjoyment in this game and if you are dwelling on the fringe of becoming a role-player take up the challenge and play *Fate*, you will not be disappointed. I would never give a game 100% but *Fate* has come the closest to my perfect score!



# SEE YOU AT THE



It's on again! Australia's most exciting computer show - with something for every computer user from the beginner through to the professional.

It's the 1993 World of Commodore. It was a huge hit in New York. It wowed them in London. And now it's coming to Sydney's Darling Harbour Exhibition Centre for three days only.

Don't miss any of the action. Mark the 1993 World of Commodore on your calendar now. 10AM to 6pm, July 2nd, 3rd and 4th ONLY!!

- Over 70 leading exhibitors from around the world!
- Exhibitors including ICD, OpalVision, GVP, Scala
- Arrex Cook Book and many more
- See the latest applications - get the tips from the experts
- Dealers including Brash's & Harvey Norman!



## PLUS!

Virtually continuous FREE\* seminars over the entire three days. Industry leaders explain how it's done!

## PLUS!

See the Real Geniuses in action: the Australian Finals, then the International Finals LIVE and only at World of Commodore! Who is the World Real Genius?

## PLUS!

Loads of software and hardware at unbelievable prices. You'll kick yourself if you miss out!



**AND SO MUCH MORE!**

# Darling Harbour, Sydney

Telephone enquiries: Call Sydney (02) 906 5088



# world of commodore



SEE the release of the  
new MYSTERY Amiga

SEE the release of the  
all-new OpalVision range

**OpalVision**

Seeing is Believing

Video Processor, Roaster Chip  
Video Suite

**OpalVision**  
Seeing is Believing

**SCALA**  
Why make it harder?



VISIT the all-new MULTIMEDIA  
environment featuring Scala  
Opalvision and Phoenix products

VISIT the FREE\* Seminars - all day, every day, there's one to suit you!

You can take part in seminars including the very latest in  
video, animation and CD ROM technology!

You can take part in seminars showing the very latest techniques  
in power Word Processing!

You can take part in the very latest MICROSOFT seminars, too!

\* Seminars are free once inside the exhibition.

**y, July 3, 4 & 5**

**LOTS OF  
BARGAINS!**

**SPECIAL OFFER FOR ACAR READERS!**  
**\$2 OFF!**  
Simply present this coupon  
at the door for \$2 off  
adult/\$1 off child  
admission

**Phil Campbell checks out a game based on the work of a world class artist. If you like tons of atmosphere and mood, look no further than ...**



**P**icture a babe with milky eyes and an aquiline nose. And sensuous lips. And a neat set of purple tattoos entwined with the sculptured snake that crawls from her forehead towards the bridge of her nose. Dendritic ridges of sculptured skin on her flanged cheeks complete the effect nicely. This dame is the stuff nightmares are made of - and she's staring at me from the three dimensional boxlid of *Darkseed*, a unique computer game inspired by the artwork of Swiss surrealist H.R. Giger.

Giger's airbrushed masterpieces have inspired movie blockbusters like *Alien*, *Alien III* and *Poltergeist II*. With a style that's been labelled "biomechanical", Giger likes to explore the synthesis of organism and mechanism - the hybridisation of man and machine. It's striking stuff, and not what you'd call pretty. More like haunting, like the babe on the box with the nasty nose-job. The fact is, she makes Michael Jackson look ... normal.

In *Darkseed*, I'm Mike Dawson, a science fiction writer who has just purchased a run-down Victorian mansion. It was one of those impulse buys - I needed somewhere quiet to work on my new book, and it was a bargain. So I snapped it up before I even looked it over.

I arrived last night, and immediately came down with a headache. I slept fitfully, disturbed by a series of horrifying nightmares. And now it's morning. My head is still thudding. There's a whistling sound in my ears, and the ticking of the grandfather clock on the landing is oppressive.

Other than that, I'm fine.

So let's have a look around. The peeling wallpaper speaks of better days, as do the ornate drapes. Two doors lead out of the bedroom; one to the landing, the other to the bathroom. I take a quick shower, then head downstairs.

The doorbell rings - it's the postman, with a parcel. Strange. Nobody knows I'm here. Inside, there's a lifelike China doll ... as I look at it, my head swims, and the doll is transformed into one of the hideous creatures from my dream. Mmmm. You don't have to be Einstein to see there's something a bit odd going on! But what?

The fact is, Mike's house just happens to lie on a faultline between two worlds - and as you play *Darkseed*, you hold the fate of both of them in your hands. Your first task is to find your way into the Giger-inspired DarkWorld - and apart from the occasional weirdo doll and the odd dream sequence, it's not exactly easy.



Outside, a calm surrounds the neighborhood. Your house seems somehow, out of time, a relic of a dark past, or perhaps a dark future.  
Boy my head hurts!

#### FACTBOX

*Darkseed* is a top notch product that redefines the state of the art in Amiga animated adventuring. Graphics are ornately detailed, sound is moody, and the gameplay should keep you guessing.

#### Ratings

Graphics	89%
Sound	81%
Gameplay	87%
Overall	87%

Distributed by Ozisoft (02) 317 0000. RRP \$89.95. Available from your retailer.

So far, I've investigated the house and found two secret rooms, I've wandered into the village, bought a bottle of cheap scotch, met my neighbour Delwyn, and borrowed a book from the library. It's all good fun, with top class graphics, an excellent and moody soundtrack, and suitably obscure clues. Things are gradually falling into place - I've found one secret passage way in the house, but I still haven't found the cosmic portal that I'm looking for.

From the outset, it's perfectly obvious that *Darkseed* is a very classy game. Giger's graphics have been used extensively in the title sequence, and they'll re-appear later in the game. The more mundane "real" world graphics are a treat too; highly detailed, and - in the house at least - architecturally ornate.

The character animation is great, with every movement based on digitised video footage. "Mike" is a real person - a living, breathing, walking and talking testimony to the power of interlaced Amiga graphics. If you're still running an Amiga 500 or an A2000 without a flicker fixer, you may find the high-res jitter a little offputting - Amiga 1200 users will have no problems.

**For a guy with no table manners, and terrible taste in music, Stuart Ellett is remarkably civilized. Well, he is now, anyway, because he's been checking out the latest world-sim ...**



**J**ust where do you begin with a game as good as *Civilization*? This game is truly monumental - I've never been as impressed with a game as much as I am with *Civilization* - it's THAT good! Somehow it makes any other simulation seem like it's just a game - *Civilization* is real. If *Railroad Tycoon* was out of this world, *Civilization* leaves the galaxy!

Okay, I'll try and calm down a little, and give you some idea of what it's all about, and why you owe it to yourself to experience the game firsthand.

*Civilization* goes where no game has really managed to go before, from the dawn of our world, into the not so distant future the game simulates the development and evolution of the entire human race. It takes the concept of *Simcity*, and magnifies it to a global scale, incorporating the need for an effective system of trade and travel - yes, railroads. Why settle for building and running one city or railroad when you can control both across the entire planet ... and the future of its population?

You start with just one lonely group of settlers of your chosen nationality from which you will build a civilization that will grow to cover the planet, or as much of it as you can subdue. For out there

beyond the frontiers of your settlement, in those black undiscovered parts of your map there are other civilizations, growing, developing and most importantly, expanding.

As the years pass and your population's strength and wisdom grows, you must defend yourselves against invaders and venture forth to conquer. You also have the option to make peace or offer alliances. Destruction of other civilizations makes for great sport but you must remember your dwindling treasury and the need for trade routes.

To add to the game's wide array of goals you must also prepare for the great space race and colonization of far away planets (free from pollution and global warming). If you think colonizing far flung star systems is too complicated, you could simply try to conquer the whole planet ... or maybe just surviving is enough of a challenge?

The methods used to control your population in *Civilization* are very easily learned and understood. What really made the game for me was the constant need for input into the control and progress of the game.

*Civilization* operates on a system of game turns, each task to be performed

#### FACTBOX

*Civilization* is a remarkably thorough and well equipped "god-game," with almost infinite play options. If you liked *SimCity* or *Railroad Tycoon*, this game is for you. The elementary graphics and sound don't seem to detract from the top-notch gameplay at all!

#### Ratings

Graphics	69%
Sound	68%
Gameplay	94%
Overall	89%

Distributed by Sega Ozisoft.  
RRP \$79.95.

takes a certain length of time or number of game turns. For instance, a group of settlers travelling on foot can only travel one square each game turn whereas a horse drawn chariot may move three. Each active unit under your control waits for instructions each and every game turn. Gone are the long periods of time watching or monitoring growth, with *Civilization* you are in control every step of the way! You control what your people build, where they go, who they fight with and how happy they are (which is of vital importance). In fact, you control everything they do for 6000 years.

There are more options and choices available to you than any other game I can think of - I've even stopped playing *Railroad Tycoon* (another excellent Sid Meier game that was previously a pretty serious addiction) in favour of *Civilization*.



If I had to choose just one piece of software to take to an Amiga equipped desert island, it would be *Civilization*, without a doubt - there are so many options and variations that it would last forever. Everything can be customized, even down to a replica Earth.

You can choose from multiple different races and the number of opposing civilizations. Every game is different and will require fine tuning of your strategy to be beaten.

The manual is very thorough, giving all details concerning the game in a clear, easily readable manner. In fact, much of the information in the manual is available on-line, as you play, from the extremely complete "Civil-o-pedia", a disk based encyclopedia that can be accessed by a click of the mouse, giving instant information about hundreds of topics relating to the game.

An on-line help mode is available, supplying advice from a number of advisors, who will provide what they believe (based upon your government type) to be the best choice available to you. Use of this feature allows you to jump straight into the game, with only minimal amounts of reference to the manual.

*Civilization* even comes complete with an auto-save option, which saves the game every fifty turns, eliminating the annoyance factor if your local electricity company does the dirty on you - also saving concentrated sessions of hair pulling when you realise that your chosen strategy is just not working! Mention should be made of *Compute's Official Guide to Sid Meier's Civilization*, a book which is not just a play to win guide but provides many in-depth details of various features of the game ... which will be invaluable to most players.

*Civilization* manages to combine all the best features of all the other simulations and God games around - it's got the lot. The graphics are a little simple, but they very clearly indicate all the information that you need - this is life, not some flashy arcade game in deep space.

If you've enjoyed *Sim City*, *Railroad Tycoon*, *Ports of Call*, *Populous* or any of their ilk, then you deserve *Civilization*. It's an essential part of any Try-hard god's software collection! So what are you waiting for - go get it now.

# King's Quest V Solution Part One

***Tearing your hair out? Frothing at the mouth because you can't crack King's Quest V - Absence Makes the Heart Go Yonder? Don't despair! Role Playing Expert Mark Harris is here to take you by the hand and lead you through step by step.***

## **Part 1 - Sorcerer's House and the Prince**

Welcome to *King's Quest V*. Stick with my instructions line by line and I'll walk you right through the game. But one word of advice - only read this if you're desperate. Otherwise you'll miss the fun of working things out for yourself!

Walk one South, then one West from the Sorcerer's House. Talk to the Prince, then go one South and one East to town.

In town, walk up to the man fixing the wagon and talk to him. Then enter the tailor shop. Return to the street. Take the coin (near the wagon). Look in the barrel and take the fish. Walk to the Bakery (one west of Town). Enter and buy a pie. Walk to the Beehive (two west).

When you get to the Beehive, throw fish to the bear and walk to the tree. Take the honeycomb, then take the stick and walk to the anthill (one north). At the anthill, throw the stick at the dog, then walk to the inn (one south then two east).

Walk to the haystack on the west side of the inn and search it. The ants will

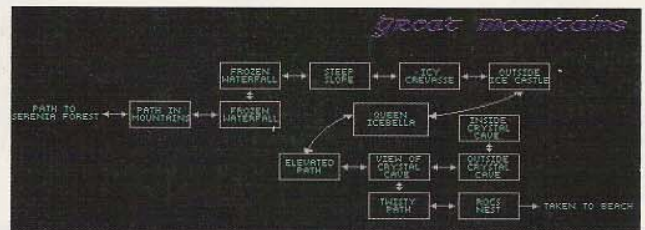
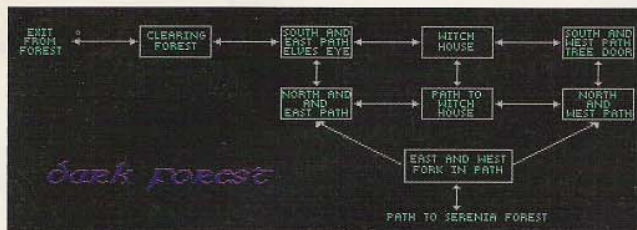
come and help. Take the golden needle and walk to the beehive.

## **Part 2 - In the Desert**

From the beehive, walk five locations west. Drink. (Save at each oasis in case you get lost). Walk to the shoe (two west and one south). Take the shoe and walk three west. Drink some water and then walk two east and three north. Drink more water. Hide behind rocks, (trial and error to find right location to hide) and watch how the bandits enter the Temple. Walk three south and two west. Drink more water and walk three south and one west to the Bandit Camp.

At the Bandit Camp, drink some more water. What? You feel like a camel already? Tough - drink it anyway! Enter the right side of the small tent avoiding the sleeping bandit and take his staff. Leave the tent and walk one east and three north, drink again, then walk three north and two east, drink, and then walk one north to Temple (Save the game). Use staff to enter the Temple.





### Part 3 - The Temple


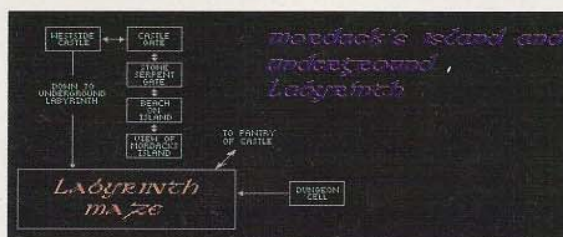
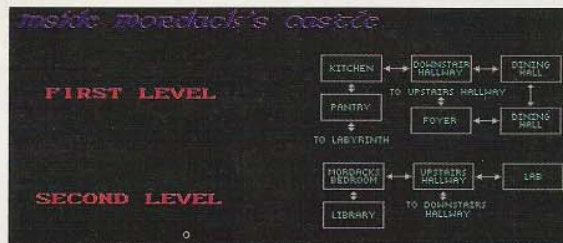
In the temple, ignore the treasure and look next to the door. Quickly take the bottle and coin, then leave temple and walk one south and drink again. Walk east eight screens to the Gypsy.

Walk up to the man and give him the golden coin, then enter the wagon. Get the amulet and leave the wagon. Go to the Warning Sign (two east). Wearing the amulet, walk north, then west, to top of that screen, and then walk east to Dark Forest. Then walk north to the Witch's House.

Outside the house, give the brass bottle to the Witch. Enter house. Open the trunk on the north wall and take the spinning wheel. Look at the light and take the key. Open the drawer on the west wall and take the pouch. Open the pouch to get the emeralds. Leave the house and go east once to the tree with the door.

Now use the key to open the door, get the heart and then walk two west to the Elves.

Throw your emerald on the ground. Use honeycomb to make a sticky spot on the ground. Now throw another emerald on the ground. Throw another emerald on the ground (near the honey) and the Elf will get caught. Talk to the Elf, then follow him. Walk into the



Elf hole. You're now in the Elf Tunnels. Take the shoes, and enter the tunnel on the east wall. (This will return you to the Warning Sign). Walk to the tree with the harp. Give the heart to the tree and get the harp. Walk two west to the gypsy. When the gypsies have gone, take the

tambourine and walk to the gnome (one south and one east). Give him the spinning wheel and take the marionette, then walk one south and one east to the Bakery.

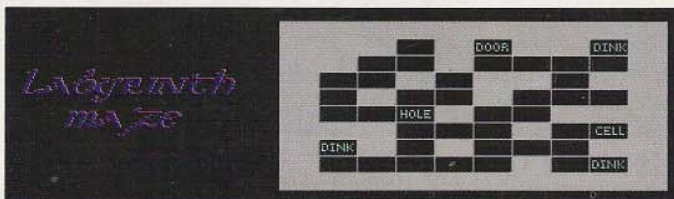
Stand to the east of the bakery and wait for the cat to chase the rat. When it does, throw the shoe (from the desert) at the cat. Walk to town.

In town, go to the Tailor Shop. Give the golden needle to the man and get the cloak. Leave the tailor shop and go to the toy store. Give the marionette to the man and get the sled. Leave the toy store and go to the cobbler.

Give the elf shoes to the man and get the hammer. Leave the cobbler and go two west to the inn.

Enter the inn and walk up to the man - you'll be thrown into the cellar. Don't fret! The rat chews the ropes. Now take the rope and walk to the door. Use the hammer to open the door. Open the door to the kitchen. Open the door to the cabinet on the north wall and take the lamb. Exit through the west door and walk one north and two east to the snake. Use the tambourine to scare the snake. Walk up the mountain path, and save your game.

Keep trying from here, and I'll be back next month with the rest of the solution.



MICHAEL SPITERI'S

# Adventurer's Realm

Greetings once again! If you didn't know already, this is the part of the magazine for adventurers, role-players, and wargamers. In fact, if strategy, adventure and mystery is your thing then you have come to the right place.

Those who are currently at the brink of jumping (from a cliff) because of an adventure problem - don't take that final step yet! You can write to one of the Clever Contacts that are distributed across the nation or you can drop a line to Kerrie in the Free Hint Sheet department. If all that fails, send your problem to me and we'll take it from there!

Of course, smarty pants game players are also welcome here. If you can help out with specific hints and tips or even general help, drop a line in to the

Realm.

Finally, gossip, rumours, whinges, and just general chat regarding adventure and roleplaying games are also welcome here - and don't forget to take advantage of our free classifieds!

The address to write to for stuff on adventure games is: Adventurer's Realm, 12 Bridle Place, Pakenham Vic 3810.

Kamikaze Andy lives in his Dungeon and will cater for all your roleplaying game problems (but not hint sheets!). His address is: Realm's Dungeon, PO Box 1083, Canning Vale WA 6155.

Always enclose a stamped addressed envelope when writing to any address printed in this article - especially if a reply is needed.

## Realm's Official Adventure Solutions Disk

Just send a \$5 cheque payable to Michael Spiteri and enclose a blank disk and a stamped, self addressed envelope, and I'll send you out the first Official Solutions Disk containing solutions and hints for 89 games! The disk was put together by Graeme Beaven and contains help for a huge range of adventure and roleplaying games.

Remember, you must enclose a stamped addressed envelope and a disk - and send it to Realm's 1st Hint Disk, 12 Bridle Place, Pakenham, Vic 3810. Or, pick one up at the World of Commodore Show in Darling Harbour!

## Realm's Super Duper Hint Books

I have some good news and some bad news (depending on how you look at it). The first *Adventurers' Realm Hint Book* is gone - every single copy, sold out. However, we still have a good pile left of the second *Adventurers' Realm Hint Book*, and if all of these go, then we might be tempted to go for the third!

Though what a bargain! I mean, ten dollars won't even get you a decent (ahem) McDonalds meal, but if you send ten smackers to 21 Darley Rd, Randwick, NSW 2031 you will receive a hint book packed with hints for over 25 adventure and roleplaying games, as well as pages upon pages of handy adventure mapping sheets. Ring Darrien on (02) 398 5111 for more information.

## World of Commodore 1993

Okay adventurers, this is one event that should not be missed. Adventurers' Realm will be there with heaps of hints sheets to give away. As well as that, I'll be signing up new Clever Contacts and you'll have what could be your last chance to pick up the *Second Adventurers Realm Hint Book* at a show stopping price. So be at Darling Harbour between July 2nd and 4th, okay?

# Free Hint Sheets

Kerrie, the Lady of the Realm, is currently digging! What does she dig, man? Well, she digs all the mail she gets every month asking for free hint sheets, and I mean that literally! However, Kerrie is particularly excited this month as a new hint sheet rolls off the press. Thanks to Noel McAskill, we now have a combined *Mortville Manor/Maupiti Island* hint sheet. Now those frustrated Jerome Lange lookalikes can sigh with relief as their cases open up!

If you would like some of our free hint sheets, just send a stamped addressed envelope plus a list of four hint sheets from the list below to: Kerrie's Free Hint Sheets, 12 Bridle Place, Pakenham Vic 3810

The list now looks like this: *Mortville Manor/Maupiti Island, Monkey Island 1, Monkey Island 2, Space Quest 3, Space Quest 4, Wonderland, Larry 3, Champions of Krynn, Kings Quest 5, Pool of Radianc, Zak McKracken, Zork 1, Zork 2, Zork 3, Bards Tale 1, Bards Tale 2, Bards Tale 3, Hitchhikers' Guide to the Galaxy, Guild of Thieves, Jinxter, Pawn, Corruption, Faery Tale*, and the 1993 Clever Contacts Listing.

## Realm's Trading Post

Shane Robertson of 14 Sonoma Road, Budgewoi, NSW 2262 has several games to sell (mostly adventure games) for the Commodore 64. All vary from \$5 to \$30 and all are original. Write to Shane for a complete list if you are interested.

Glen Christie of 7 Eric Street, Blackwood, SA 5051 has a big range of C64 Infocom adventure games for sale. You can ring him on (08) 370 2027, or contact him by mail.

Ashley Bryant of 11 Raingill Avenue, Warrnambool, Victoria 3280 has two great C64 roleplaying games - *Pool of Radiance* and *Hillsfar*, for \$25 each or \$40 the two.

Jonathon Groves of 1 Herring Court, Sorrento, WA 6020 has quite a big range of Amiga games for sale, including *Conquests of Camelot*, *Double Dragon 1, 2, 3*, *California Games*, *Winter Games*, *Stunt Car Race*, *Spy vs Spy*, *Kick Off*, *Super league Soccer*, *Afterburner*, *Operation Wolf*, *Operation Thunderbolt*, *Arthur*, and *Quest for Excalibur*.

This is probably the only time you'll see Bill Fife's name in the Realm. That's because he's not really a true adventurer but somehow inherited some adventure games from his brother in law (who must have been an adventure freako). Anyway, enough of the small talk, Bill has *The Black Cauldron*, *Sherlock & The Riddle of the Crown Jewels*, *Defender of the Crown*, *Kings Quest I to III*, *Shadowgate* and *Monkey Island 1*. All of these games are for the Amiga and you can contact Bill at 21 Lyton Street, Blacktown, NSW 2148 or you can ring him on (02) 622 8354. Bill wants some good Amiga platform or car racing games (hohum) in exchange for these top titles.

Matt Armstrong of 11 Harcombe St, Bell Post Hill, Geelong, Vic 3215 has *The Hunt for Red October* for the Amiga for only \$15, and has some AMOS demos that he's written for only \$1 (which gets you eight demo games but you have to supply a disk). Matt is after some good AMOS games and also some *Zorks*.

Terry Baker of 3/5-13 Dellwood Street, Bankstown NSW 2200, or (02) 790 5374, has *Eye of the Beholder I*, *Secret of Silver*

*Blades*, *Pools of Darkness* and *Gateway to Savage Frontier*. These are \$20 each, or \$25 with clue book. That's not all. Terry also has *Mega Traveller 1*, *Populous*, *Castles*, *Floor 13*, *Medieval Warriors*, *Battle Isle*, *Spoils of War*, *Sports Pack* (featuring *Jack Nicholas Golf*, *Cycles*, *TV Sports Football & Basketball*), and *Games Pack* (featuring *Wings*, *Lemmings*, *Pro Tour Tennis*, and *Shadow of the Beast*). Terry wants \$20 for the games and \$30 for the packs, or will swap for *Larry 1*, *Battletech*, *Monkey Island I*, or a decent cricket game.

Tim Wilson of 16 Riatta Court, Rye, Vic 3941 has *Black Crypt* and *Chaos Strikes Back* for the Amiga, and he'd like to swap them for *Buck Rogers*, or any RPG except for those D&D ones set in Krynn and the Forgotten Realms.

Greg Bell of 12 Greenhill Ave, Figtree, NSW 2525 is searching high and low for *Maniac Mansion*, *Zak McKracken*, and *Search for the King*.

If you'd like to swap, sell or search for any type of game, send the details to Realms Trading Post, 12 Bridle Place, Pakenham, Vic 3810. Any pirated software will not be advertised.

## Problems, Problems & more Problems or the Troubled Adventurers Dept.

Wayne Forbes, one of our new Kiwi readers, is stuck in *Personal Nightmare*. He appears to have problems trying to get into Ivy Cottage. The problem is that he always gets garrotted from behind. Any takers?

Stephen Treloar from Frankston in Victoria is stuck in *Indy 4*. He is at the stage, where Indy is faced with a set of skulls. He has to push certain skulls to open the

## Clever Contacts

New Clever Contact is Shaun Hatley of 45 Moreton St, Frankston North, Vic 3200. He can help in *Bard's Tale III*, *Death Knights of Krynn*, *Secret of Silver Blades*, *Police Quest 1, 2, 3*, *Ultima 6, 7*, *Kings Quest 1*, *Eye of the Beholder 1, 2*, *Champions of Krynn*, *Pool of Radiance*, *Curse of Azure Bonds*, *Bards Tale 1 & 2*.

Also new is Daniel Cannon, 13 Tamworth St, Dubbo, NSW 2830. He can help out in *Monkey Island 1, 2*, *Zool*, *Dream Zone*, *Rocket Ranger*, *Colorado*, *Garfield*, *Hook*, and *Zak McKracken*.

Shane Robertson of 14 Sonoma Rd, Budgewoi, NSW 2262 wants to update his Clever Contact listing to now include: *Miser*, *Lost in the Amazon*, *Apache Gold*, *Castle Adventure*, *Castle of Mydor*, *Lost City*, *Hitchhikers Guide*, *Harboro*, *Gypsum Caves*, *Guild of Thieves*, *Dog Star Adventure*, *Critical Mass*, *Corruption*, *Cavern of Riches*, and *Castle Quest*.

Matt Armstrong (Realm Trading Post for address) updates his listing, now to include *Omicron Conspiracy*, *Space Quest 5*, *Indy & Fate of Atlantis*, *Rise of the Dragon*, and *Heart of China*.

Many thanks to all the Clever Contacts for doing such a great job, and don't forget, prospective Clever Contacts, you can sign up at the World of Commodore show in Darling Harbour.

door. This problem sounds familiar. Can anyone shine some light on the situation?

Heather Sneddon from Warilla in NSW is stuck in a game called *Little Puff in Dragonland*. Finding the final piece of a ticket is what is troubling Heather.

Shane Robertson is stuck in an oldie called *The Detective Game*. He doesn't know how to locate the secret passages which are on the plans of the castle and he can't avoid being shot at 11:06pm. Sounds like someone's got a bounty on you, Shane.

Matt Armstrong asks if it is possible to get the end door open (which is situated in the tunnel in the Robot Factory on Planet Cron) in the game *Omicron Conspiracy*. Is there any use at all for the co-ords of where the space ship was attacked? Also, Matt asks, what does he do at the asteroid that's been sold. When he walks outside, he suffocates!

The Jerome Lange saga continues! I recently received a letter from Katie Hollins from Lankhor in France. It appears Lankhor are looking for a new Australian distributor for their great games. Hopefully we will have found one for them by the time you read this. I'm in the process of trying to line up an exclusive Australian preview of the next Jerome Lange adventure, *Sukiya* (set in Japan), however read on for details of a new Lankhor adventure called *Black Sect*. Meanwhile, send away for Noel McAskill's new *Mortville Manor/Maupiti Island* hint sheet.

Glen Christie of Blackwood in SA is searching everywhere for *Lost Treasures of Infocom II* and *Return to Zork*. Can anyone point him in the right direction? At time of writing, *Return to Zork* was still in the works and was due for release later in the year.

Tim Wilson of Rye in Vic has a few comments to make: "In the March issue I gave a hint to Aaron Danks about *Police Quest III*. The hint was supposed to be for *SimCity*. Also, why can't those adventure program companies make games with the choice to use point'n'click or type in commands. Why don't they mix them together?"

Mike: It appears the gremlins got into

## Adventure Chat

the March issue. Tim's *SimCity* tip was to press shift and type *FUND* to get extra money. It appears any company that releases any form of text based adventure game is considered 'brave'! Legend (led by ex-Infocom members) release all their PC games with a combined interface of point'n'click and type in commands, but that's about it!

Matt Armstrong of Geelong in Vic writes: "I would like to know when *Space Quest 5* is coming out for the Amiga. I'm a *Space Quest* fan and I hope the rumour about Sierra dropping the Amiga is a fat ugly lie."

Mike: Well, Sierra haven't released a major Amiga title in quite a while, however don't lose hope. I read somewhere that Sierra are committed to supporting the Amiga 1200, so expect *Space Quest 5* for that machine.

By the way, I have played the game on a PC. It is quite hilarious, however has a horrible habit of killing the player more frequently than desired.

Matt also has some news regarding where you can buy *Indy & The Fate of Atlantis*. He suggests paying a visit to Maxwell's Computer Centre in Nicholson St, Abbotsford, Vic.

Greg Bell of Figtree, NSW writes: "I have noticed how games don't stick around for very long. If you have a look around you'll notice that games like *Monkey Island 1*, *Maniac Mansion*, and even *Space Quest 4* are getting really hard to get. Once an adventure game is released, a month later it is off the shelves and along comes a new game. As you should have noticed, the *Zork* series are long gone and are nearly impossible to buy."

Mike: Thanks for your views, Greg. Software companies keep producing the same games as long as there is a demand for them. It would be impossible for a retailer to stock every game released, and the quality of some of the new releases will usually ensure that the older ones will not sell. You should still be able to find older games at reduced prices are in the form of games packs.

I don't think *Zork* is a good example, because it was available for over ten years! It is still available on Infocom's adventure packs. I think that titles stay around for much longer than a month, more like three months.

## Realm Exclusive Preview - Lankhor's Hot New Adventure:

Adventurer's Realm recently received, from France, exclusive information and screen shots of the soon to be released Lankhor adventure, *Black Sect*. From the makers of *Mortville Manor* and *Maupiti Island* comes this new adventure set in the depths of the Yorkshire Moors in England. A mysterious *Black Sect* has infested the region, and it is your job to get vengeance for the death of your Grandfather (killed by the sect) and relieve the local village of this dreaded group.

This game features animated graphics to depict 34 locations



## Black Sect

and the various characters who live within them. The main plus of the game is apparently the atmosphere created by the superb soundtrack and sound effects, combined with greatly improved graphics.

Both *Mortville Manor* and *Maupiti Island* have won awards across Europe, and if these are any indication, *Black Sect* should be a must-buy. It is due for release on the Amiga next month, with a PC version following in September. Meanwhile, enjoy the screen shots of this new game.



# Help, Help & more Help or the Smart Adventurers Dept.

## Game: Curse of Enchantia

To: David Marjanovic (April Issue)  
From: Matt Armstrong and Graeme Beavan.

Help: To cross the second cavern in Enchantia, press buttons 1, 2 and 4 (Graeme's hint). There might be a rock above the chasm which you need to make fall. You should have a hat which catches rocks. Wear it and walk under some rocks, then throw a small rock at a big rock above the chasm (Matt's hint).

## Game: Monkey Island 2

To: Daniel Cannon (April Issue)  
From: Matt Armstrong and Graeme Beavan

Help: Fill the balloon and gloves with helium then use the lift and make a voodoo doll. Visit the voodoo lady be-

fore opening the coffin in the crypt. Use JoJo the monkey on the pump. Take the lens from the model lighthouse in the Phatt island library and give it to Wally (Graeme's hint). In easy mode, underground in Dinky Island you need to make a voodoo doll of LeChuck. You'll need beard bits, underwear, doll, skull, offer the white hanky. Put everything in the JuJu bag and use the syringe in the medical room as a pin.

## Game: Hook

To: David Marjanovic (April Issue)  
From: Graeme Beavan and Daniel Cannon.

Help: The money is in the pots on Hook's ship. Use it to buy the magnet. Don't worry too much about Tinkerbell.

## Game: Codename Iceman

For: Stuart George (January Issue)  
From: Graeme Beavan

Help: In the machinery room, push the button, get and inspect the diver, examine vibration, check and measure shaft, put washer and nut on shaft, tighten nut, climb up and open the door.

## Game: Ultima 5

For: Simon Vaughan (Feb issue)

From: Graeme Beavan

Help: The amulet will reveal the entrance to the Dragon Doom on the dark underground island. The Sandalwod box will not open - you give it to Lord British to end the game. The Mystic Weapons are found in the lava below Hythloth. They are not essential in completing the game.

## Game: Zombie

For: James Allen (March Issue)  
From: Graeme Beavan

Help: Get the keys in the security room to open the fourth floor where the trunk keys are located. Get the rope in the sports store and use it on the balcony. Get the fuse, gloves, torch and gun then repair the fuse in the basement. Now the computer will activate the lights.

## Game: Space Quest IV

For: Greg Ball (April Issue)  
From: Matt Armstrong

Help: All you need is the matches. Get back to the time pod and type the co-ords in to get back to Space Quest XII. (You should have got the co-ords when you first entered the timepod near the start of the game).

## Computer Adventure Games - Hints & Tips The Second Adventurers Realm Hint Book

Clues to lots of great adventure and role-playing games.  
If you're stuck on a problem, you need this book.

Post or fax your order to Saturday Magazine Pty Ltd.  
21 Darley Rd, Randwick 2031. Phone (02) 399 8419, Fax  
(02) 398 5322.

Please send me Computer Adventure Games - Hints & Tips (The  
Second Adventurer's Realm Hint Book) for \$10 including postage  
I enclose a cheque or money order for \$10

OR Please charge my Bankcard Visa card Mastercard

Card No .....

Name (print) .....

Signature .....

Address .....

..... Postcode .....

If you use an IBM compatible as well as your  
Amiga, you should have a look at our magazine



the magazine for the small office and home  
office user.

No-nonsense, easy to understand reviews of  
software and hardware, latest news, how to  
make things work.

**\$3.50** from newsagents

or subscribe for  
\$38 for 12 issues, \$20 for six issues

Post or fax your order to Saturday Magazine Pty Ltd.  
21 Darley Rd, Randwick 2031.  
Phone (02) 399 8419, Fax (02) 398 5322.

# The Dungeon by Kamikaze Andy

Well, the Dungeon is back after a period of noticeable absence. Just as Lord British mysteriously disappeared after the discovery of a huge cavern underneath the lands of Britannia in *Ultima V*, history repeated itself!

This time it was the legendary Kamikaze "I'll NEVER get lost in a dungeon" Andy who ... em ... got hopelessly lost. Suitably chastened, Andy has vowed to stock up on Extra-Power Duracell light spells instead of the usual Swap Meet stuff he picks up at the local medieval faire ...

While he has been "away", the Dungeon's administrative goblins have been hard at work trying to come up with brand new ideas to reshape the outlook and the style of this column. However, as goblins aren't exactly known for their intellectual prowess (in other words, there are more brain cells in a 50 cent coin than in a collective of these critters), it took the return of Kamikaze Andy before things finally began to sort themselves out. Thank heavens for that "Undo" spell ...

(Note: Regular readers of the Dungeon will probably be aware by now that this month's column is one of those "weird, commentary, retrospective pieces that Andy often comes up with when he's had one too many of Iolo's home made brews").

Anyway, what I planned to do this month was to cast a "View the Future" spell, and describe some of the changes that the Dungeon will undergo during the next few episodes.

In the past, the Dungeon has served in quite a few roles, from regular news broadcaster to hint oracle to controversy corner. The new philosophy, as drawn up and blood stamped by those who still have red blood after years in this dark damp place, will be different, but hopefully not too radically different! (No, we won't be covering arcade games yet.)

---

## "View of the Future"

---

Firstly, starting in a few months' time, there will be an increased emphasis in the latest Role-Playing and Adventure games, both for Amiga and PC (after all, the Commodore family does include those PC-Compatibles that help balance the books). This means more news, mainly due to greater direct access to US software publishers (who continue to be the dominant RPG and Adventure softcos).

Once we have established secure links with the US side, the growing UK RPG software publishing scene will be targetted. As is the case in the real world today, a lot of this information will be geared towards the MS-DOS platform,

but the Dungeon will use all forms necessary to obtain details of Amiga conversions and projects.

There will also be more "special reports", which hopefully will include coverage of the internal workings of a typical software publisher such as Origin or SSI, and maybe one or two interviews with some of the major figures in the scene. There are also plans to cover the slow but sure rise of CD-ROM RPGs/Adventures as the market continues to develop. These are the next generation of computer entertainment - ultra realistic monsters and dungeons that could lose Kamikaze Andy forever ...

In terms of the hint oracle function of the Dungeon, the goblins in residence have decided that this is one area which will be given less emphasis in the future. The reasons for this are simple: the number of clever contacts in the Realm has grown large enough to handle the questions of stuck adventurers, and the hint sheets that are freely available from the Magic Xerox Maker also help in this purpose.

The Dungeon will try to come up with a few more hint sheets specifically for Role Playing games, as well as a general guideline to successfully playing and conquering RPGs once the Dungeon Electronic All-Knowing Database (DEAD) recovers from the last staff party (yep, DEAD is DEAD right now).

One thing that must be remembered: the Dungeon is only one arm of the all encompassing Adventurer's Realm, and thus some of these planned changes will take time to actually appear. It's going to be a mighty job to squeeze all that information into approximately one page every month, but then that's what the adventurer is used to - challenge! And yes, the goblins have promised to keep careful track of where I wander off to next time. I think they must have tampered with my geo-positionary indicator ... that's the last time I use modern technology instead of the tried and true "drop one item in every square" method when I try to get out of a maze.

Okay Goblins - get back to work. I can always replace you with Orcs - same level of intelligence, but they work for fewer gold pieces.

# AMIGA 4000



## No Problem

### Specifications

#### Microprocessor

A4000/40 - Motorola 68040 at 25Mhz  
A4000/30 - Motorola 68EC030 at 25Mhz

#### Interfaces

One serial & one parallel port  
External floppy drive port  
Stereo audio output for hi-fi or monitor  
RGB monitor / video port  
Mouse & joystick game ports  
Internal AT IDE Hard Disk interface

#### Storage

120Mb IDE Hard Drive  
1.76Mb/880K High Density Floppy drive  
2x3.5" Slimline drives (1 used)  
1x5.25" mounting bay

#### Audio

4 voice, 8 bit digital audio with stereo output

#### Memory

A4000/40 - 2Mb 32bit Chip/Display ram 4Mb Fast ram expandable 16Mb  
A4000/30 - 2Mb 32bit Chip/Display ram 2Mb Fast ram expandable 16Mb

#### Workbench v3 featuring

Multitasking v3 Operating System, Compugraphic outline fonts, PostScript Output Support, MSDos 720K/1.44Mb Disk reader, up to 256 colour Workbench Screens

#### Graphics & Video

Advanced Graphics Architecture (AGA) Chips  
New 256 colour screens, new 262,144 Ham8 colour screens from 24 bit palette of 16.8 million colours, resolutions from 300x200 up to 1280x512  
15-31KHz scan rates with mode promotion for de-interlacing screens  
Supports 15KHz 1084 Monitors & MultiSync monitors

x4 performance increase over ECS chips

New sprite features: 16, 32 or 64 bit wide screen independent pixel resolution

Backward compatible with ECS and original chip sets

#### Expansion

4 autoconfig Zorro III expansion slots, 3 PC/AT slots in line with Zorro III for use with audio & video digitisers



For a supplier near you call  
(008) 805 067 (outside Sydney metro area)  
or (02) 428 7666

# That's the World of Desktop Video...

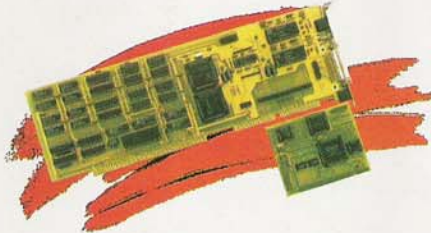


## Sirius-Genlock

Semi professional genlock with fading, superimposing, bypass, RGB-control, autom. colorsplitter, composite to S-video and vice versa transcoding. Now including Scala 500 Junior!

## FrameMachine + Prism 24

High speed realtime digitizer for the Amiga 2000 and higher. Features scaling, Art Pro Loader, editing tool for sequences, 24-Bit graphics, realtime video overlay and video mixing with Genlocks! New Software 2.0 supports HAM8, AA-Chips, special effects...



## PAL-Genlock

For composite video signals, high quality, fading, automatic RGB-splitter, controls for image enhancement, compatible to all Amigas 500 - 4000. Now including Scala 500 Junior!





## FrameStore

Realtime digitizer for all Amigas with composite and Y-C inputs. Software controlled PAL / NTSC selection. The new Software 2.0 supports HAM8, dithering... Ideal for the Amiga 1200!

## Video Converter

This Video Converter provides composite and Y-C-outputs in real broadcast quality. Compatible to any Amiga 2000 - A4000.



## Flicker Fixer

The one and only flicker fixer that runs in combination with any genlock. Save your eyes using flicker free PAL screens even in interlace!



## Y-C-Genlock

For composite and Y-C signals, excellent quality, fading, image controls, RGB-splitter, signal transcoding, runs with the A3000 flicker fixer. Now including Scala 500 Junior!

28 minutes about desktop video on VHS \$ 29,95 or S-VHS \$ 49,95

### authorized Australian Dealers

Color Computer Systems  
288 Alexander Drive  
Dianella 6062 W.A.  
Call: (09) 375 30 18

Video&Audio Brisbane  
45 Sherwood Road  
Toowong, QLD 4066  
Call: (07) 870 03 00

Computer Discounts  
8 Shepherd St.  
Broadway 2008 N.S.W.  
Call: (02) 281 74 11

Video&Audio Gold Coast  
18 Scarborough Street  
Southport, QLD 4215  
Call: (075) 91 42 24

Computa Magic P/L  
44 Pascoe Vale Road  
Moonee Pnds. 3039 VIC  
Call: (03) 326 01 33

Amitech  
104, Cronulla Street  
Cronulla, 2230 N.S.W.  
Call: (02) 544 1874

Phoenix Microtechnologies  
18 Hampton Road  
Keswick 5035 S.A.  
Call: (09) 293 87 52

The Floppy Shop  
99 Charles Street  
Moonah 7009 TAS  
Call: (02) 73 06 06

# electronic-design

*Technology  
you can see*

D-8000 Muenchen 45 Detmoldstr. 2a Call: + 49-89 / 354 53 03 Fax: +49-89 / 354 56 74