

The New Wave Of Personal Computers:  
An In Depth Look At The New Commodore 64, Sinclair Color Spectrum, Epson Portable Computer, And More

# COMPUTE!

\$2.50  
August  
1982  
Issue 27  
Vol. 4, No. 8  
63379 £1.85 in UK

## The Journal For Progressive Computing™

### Household Budget Manager

Control And Analyze  
Credit, Expenses,  
And Income


### VIC-20 Communications: The RS-232 Interface

### Apple Data Manager: An Intelligent Filing Cabinet

### Home Energy Monitor For Radio Shack Color Computer

### Guess That Animal An Educational Commodore/Atari Game

### Inner BASIC For PET/Commodore




Reviews: Two VIC Word  
Processors And BASIC +  
For The Atari





# REMEMBER:



## MORE THAN JUST ANOTHER PRETTY FACE.

Says who? Says ANSI.

Specifically, subcommittee X3B8 of the American National Standards Institute (ANSI) says so. The fact is all Elephant™ floppies meet or exceed the specs required to meet or exceed all their standards.

But just who is "subcommittee X3B8" to issue such pronouncements?

They're a group of people representing a large, well-balanced cross section of disciplines—from academia, government agencies, and the computer industry. People from places like IBM, Hewlett-Packard, 3M, Lawrence Livermore Labs, The U.S. Department of Defense, Honeywell and The Association of Computer Programmers and Analysts. In short, it's a bunch of high-caliber nitpickers whose mission, it seems, in order to make better disks for consumers, is also to

make life miserable for everyone in the disk-making business.

How? By gathering together periodically (often, one suspects, under the full moon) to concoct more and more rules to increase the quality of flexible disks. Their most recent rule book runs over 20 single-spaced pages—listing, and insisting upon—hundreds upon hundreds of standards a disk must meet in order to be blessed by ANSI. (And thereby be taken seriously by people who take disks seriously.)

In fact, if you'd like a copy of this formidable document, for free, just let us know and we'll send you one. Because once you know what it takes to make an Elephant for ANSI . . .

We think you'll want us to make some Elephants for you.

## ELEPHANT™ HEAVY DUTY DISKS.

Distributed Exclusively by Leading Edge Products, Inc., 225 Turnpike Street, Canton, Massachusetts 02021  
Call: toll-free 1-800-343-6833; or in Massachusetts call collect (617) 828-8150. Telex 951-624.



# IF YOU'RE WAITING FOR THE PRICE OF WORD PROCESSORS TO FALL WITHIN REASON,

## IT JUST DID.



Everyone expected it would happen sooner or later... with **WordPro PLUS™** it already has! Now all the marvelous benefits of expensive and advanced word processing systems are available on Commodore computers, America's largest selling computer line. WordPro PLUS, when combined with the new 80 column CBM 8032, creates a word processing system comparable to virtually any other top quality word processor available—but at savings of thousands of dollars!

New, low cost computer technology is now available at a fraction of what you would expect to pay. This technology allowed Commodore to introduce the new and revolutionary CBM 8032 Computer.

WordPro PLUS turns this new CBM 8032 Computer into a sophisticated, time saving word processing tool. With WordPro PLUS, documents are displayed on the computer's screen. Editing and last minute revisions are simple and easy. No more lengthy re-typing sessions. Letters and documents are easily re-called from memory storage for editing or printing with final drafts printed perfectly at over five hundred words per minute!

Our nationwide team of professional dealers will show you how your office will benefit by using WordPro PLUS. At a price far less than you realize.

Invest in your office's future...  
Invest in **WordPro PLUS**...  
Call us today for the name of the  
WordPro PLUS dealer nearest you.

**Professional Software Inc.**  
51 Fremont Street  
Needham, MA 02194  
(617) 444-5224  
TELEX: 95 1579





 commodore

**CBM™**  
Model 8032

computer



**NEECO**

JUST A SAMPLE OF THE MANY PRODUCTS WE CARRY, CALL US FOR OUR NEW 80-PAGE CATALOG.  
WE WILL MATCH SOME ADVERTISED PRICES ON CERTAIN PRODUCTS LISTED UNDER SIMILAR "IN STOCK" CONDITIONS.



# Tomorrow's Technology Today

## Commodore Computer

VIC 20 Personal Computer .....	\$ 299.95
VIC 1515 Graphic Printer .....	\$ 395.00
CBM 4016 .....	\$ 995.00
CBM 4032 .....	\$1295.00
CBM 8032 .....	\$1495.00
CBM SuperPet 9000 .....	\$1995.00
CBM 8050 Dual Disk Drive .....	\$1795.00
CBM 4040 Dual Disk Drive .....	\$1295.00
CBM 2031 Single Disk Drive .....	\$ 695.00
CBM 4022 Tractor Printer .....	\$ 795.00
CBM 8010 IEEE Modem .....	\$ 279.00
CBM Datasette .....	\$ 74.95
CBM-IEEE Interface Cable .....	\$ 39.95
IEEE-IEEE Interface Cable .....	\$ 49.95

## NEC Spinwriter Printer

NEC 7730 .....	\$3085.00
NEC 7710 .....	\$3085.00
NEC 7720 .....	\$3610.00
NEC 3510 .....	\$2290.00
NEC 3500RD .....	\$1895.00

Tractor Feed Options are available

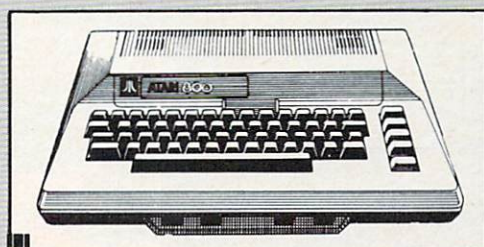
## Professional Software

WordPro™ — A Family of CBM Word Processing Programs

WordPro 2 Plus .....	\$ 199.95
WordPro 3 Plus .....	\$ 295.00
WordPro 4 Plus .....	\$ 450.00
WordPro 5 Plus (for CBM 8096) .....	\$ 450.00
The Administrator (DataBase for CBM) .....	\$ 650.00
POWER™ (Programmer's Utility ROM) .....	\$ 89.95
InfoPro™ (DataBase for CBM) .....	\$ 295.00

## Epson Printers

MX-70 .....	\$ 299.95
MX-80 w/graphtrax .....	\$ 645.00
MX-80 FT .....	\$ 745.00
MX-100 FT .....	\$ 945.00
INTERFACE CARDS	
8141 RS-232 Interface Board .....	\$ 75.00
8145 RS-232 Interface Board w/2K Buffer .....	\$ 149.00
8151 RS-232 Interface Board w/X/ON-X/OFF .....	\$ 170.00
8161 IEEE Interface Board .....	\$ 55.00
8131 Apple Interface Card .....	\$ 85.00
8232 Apple Interface Cable .....	\$ 35.00
8220 TRS-80 Cable .....	\$ 35.00



## Atari

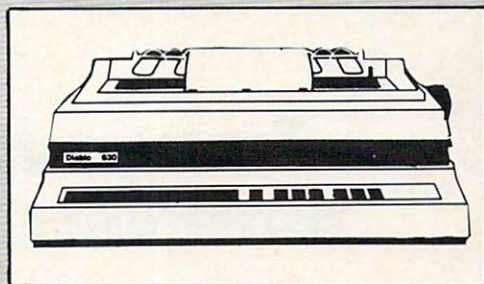
Atari 400 16K .....	\$ 399.00
Atari 800 16K (incl. BASIC cartridge) .....	\$ 899.00
Atari 410 Recorder .....	\$ 99.95
Atari 810 Disk Drive .....	\$ 599.95
Atari 822 Thermal Printer .....	\$ 299.95

## Amdek Monitors

Video 100G (Limited Quantity) .....	\$ 179.00
Video 300G .....	\$ 200.00
Color 1 .....	\$ 449.00
Color 2 .....	\$ 999.00

## Diablo 630 Printer

Diablo 630 .....	\$2710.00
Tractor Option .....	\$ 350.00



## CMD Mupet

MC-800A Mupet Controller .....	\$ 995.00
(Multi-User Controller for CBM Computers)	
CM-100 Channel Module ..	\$ 250.00
Printer Module .....	\$ 350.00

## Qume

Spring 9/45 .....	\$2495.00
Tractor Option .....	\$ 210.00

WordPro, POWER and InfoPro are registered trademarks of Professional Software Inc.



**NEECO**

679 Highland Ave.  
Needham, MA 02194

**(617) 449-1760**

TELEX: 951021

MON-FRI 9:00 - 5:30 E.S.T.



MASTERCARD \* VISA





## Turn your Apple into the world's most versatile personal computer.

**The SoftCard™ Solution.** SoftCard turns your Apple into two computers. A Z-80 and a 6502. By adding a Z-80 microprocessor and CP/M to your Apple, SoftCard turns your Apple into a CP/M based machine. That means you can access the single largest body of microcomputer software in existence. Two computers in one. And, the advantages of both.

**Plug and go.** The SoftCard system starts with a Z-80 based circuit card. Just plug it into any slot (except 0) of your Apple. No modifications required. SoftCard supports most of your Apple peripherals, and, in 6502-mode, your Apple is still your Apple.

**CP/M for your Apple.** You get CP/M on disk with the SoftCard package. It's a powerful and simple-to-use operating system. It supports more software than any other microcomputer operating system. And that's the key to the versatility of the SoftCard/Apple.

**BASIC included.** A powerful tool, BASIC-80 is included in the SoftCard package. Running under CP/M, ANSI Standard BASIC-80 is the most powerful microcomputer BASIC available. It includes extensive disk I/O statements, error trapping, integer variables, 16-digit precision, extensive EDIT commands and string functions, high and low-res Apple graphics, PRINT USING, CHAIN and COMMON, plus many additional commands. And, it's a BASIC you can compile with Microsoft's BASIC Compiler.

**More languages.** With SoftCard and CP/M, you can add Microsoft's ANSI Standard COBOL, and FORTRAN, or

Basic Compiler and Assembly Language Development System. All, more powerful tools for your Apple.

**Seeing is believing.** See the SoftCard in operation at your Microsoft or Apple dealer. We think you'll agree that the SoftCard turns your Apple into the world's most versatile personal computer.

**Complete information?** It's at your dealer's now. Or, we'll send it to you and include a dealer list. Write us. Call us.

SoftCard is a trademark of Microsoft. Apple II and Apple II Plus are registered trademarks of Apple Computer. Z-80 is a registered trademark of Zilog, Inc. CP/M is a registered trademark of Digital Research, Inc.

# MICROSOFT

CONSUMER PRODUCTS

A Division of Microsoft Inc.  
10700 Northup Way • Bellevue, WA 98004



Table of Contents

August 1982 Vol. 4, No. 8

**Guide To Articles  
And Programs**  
Computer Specific Multiple Computers

**Features**

The New Wave Of Home Computers ..... Tom R. Halfhill, 18  
 Household Budget Manager ..... Richard Kalagher, 39  
 Word Games ..... August Shau, 54  
 A First Look At The Commodore 64 ..... Tom R. Halfhill, 60  
 Don't Forget Testing ..... Dave Johnson, 66

**Education And Recreation**

Atari Sketchpad ..... Todd Mowbray, 72  
 Chemistry Lab ..... Joanne Davis, 75  
 Guess That Animal ..... Daniel Hastie, 84

**Reviews**

Two VIC Word Processing Programs ..... Harvey B. Herman, 93  
 BASIC A+ ..... Charles Brannon, 95

**Columns And Departments**

The Editor's Notes ..... Robert Lock, 6  
 Ask The Readers ..... Robert Lock, Richard Mansfield, and Readers, 10  
 Computers And Society ..... David Thornburg, 14  
 The Beginner's Page: Structured Programming ..... Richard Mansfield, 34  
 Friends Of The Turtle ..... David Thornburg, 69  
 The World Inside The Computer: Build Your Own Computer Friend ..... Fred D'Ignazio, 78  
 Learning With Computers: The PILOT Language ..... Glenn Kleiman, 88  
 Telecommunications: Choosing A Modem Part II ..... Michael Day, 114  
 Machine Language: Shreds And Patches ..... Jim Butterfield, 126  
 Insight: Atari ..... Bill Wilkinson, 145

**The Journal**

VIC Communications: The RS-232 Interface ..... Jim Butterfield and Jim Law, 99  
 The Keyprint Compendium ..... Charles Brannon, 103  
 Screen Saver ..... David Wine, 107  
 Atari Video Graphics And The New GTIA Part II ..... Craig Chamberlain, 108  
 Energy Monitor ..... Linton S. Chastain, 116  
 Animation And P/M Graphics ..... Tom Sak and Sid Meier, 119  
 Apple Manager: An Alphanumeric Data Manager ..... Robert J. Beck, 130  
 Pet Auto Repeat ..... Art Hunkins, 139  
 VIC Curiosities ..... Doug Ferguson, 140  
 A Light Pen For Under \$10 ..... William Hale, 141  
 Substring Search Utility ..... Edward C. Smith, 142  
 Electric Eraser ..... Louis F. Sander, 153  
 System Clock For The Atari ..... Bill Zimmerman, 156  
 Inner BASIC ..... Jim Butterfield, 158  
 Copy 2031 Files ..... G. H. Watson, 160  
 VIC-Key ..... Thomas Henry, 164  
 The FORTH Page: Speed Search ..... Richard Mansfield, 169

**COMPUTE!'s Listing Conventions** ..... 168

**CAPUTE!: Modifications Or Corrections To Previous Articles** ..... 173

**New Products** ..... 175

**Advertisers Index** ..... 192

AP = Apple, AT = Atari, P = PET/CBM, V = VIC-20, O = OSI, C = Radio Shack Color Computer, \* = All or several of the above.

**COMPUTE! The Journal for Progressive Computing** (USPS: 537250) is published 12 times each year by Small System Services, Inc., P.O. Box 5406, Greensboro, NC 27403 USA. Phone: (919)275-9809. Editorial Offices are located at 625 Fulton Street, Greensboro, NC 27403. Domestic Subscriptions: 12 issues, \$20.00 Send subscription orders or change of address (P.O. form 3579) to Circulation Dept., **COMPUTE!** Magazine, 515 Abbott Drive, Broomall, PA 19008. Second class postage paid at Greensboro, NC 27403 and additional mailing offices. Entire contents copyright © 1982 by Small System Services, Inc. All Rights reserved. ISSN 0194-357X.

**TOLL FREE  
Subscription  
Order Line  
800-345-8112  
In PA 800-662-2444**





# The Editor's notes...

Robert Lock, Publisher/Editor

## Software Warranties Revisited

In recent editorials we've raised the question of software and product warranties. In February, we quoted an interesting letter written by John Navas II, a concerned subscriber. We're still quite interested in *your* feedback. One note of inquiry we received was from the Federal Trade Commission. They too, it seems, are concerned about the same questions. We would like to keep the forum going, and welcome input from both buyers and sellers. Here's an update from John:

*Thank you for quoting my letter on software warranties in your February editorial, and for inviting comment on this important issue. Since then I have learned that some firms justify "as is" warranties as a defense against potentially large product liability damage claims. The following is my rebuttal to that justification:*

*As a businessman I understand concerns for the potential risks of product liability and consequential damages. Such concerns, however, do not justify a disclaimer of all warranties. To do so confuses product warranty with the separate issue of product liability. It is a simple matter to write a product warranty which limits liability to the price paid for the product.*

*With such a warranty, a responsible business should have little to fear, particularly when there is not clear negligence or knowing concealment of product defects. Presumably **COMPUTE!** readers share my lack of sympathy for negligent conduct or failure to disclose known defects to prospective purchasers.*

*All I ask of suppliers is that they be diligent in pre-sale quality control, that they promptly remedy without charge all product defects identified within a reasonable post-sale period and that they provide a written warranty to that effect. If a supplier disclaims all warranties, including implied warranties, it forces its customers to rely solely on trust.*

*Unfortunately, my own experience has shown that such trust can be unwarranted, and that there is no reliable way to anticipate how a supplier will behave. Several programs that I*

*have purchased recently from reputable suppliers proved within the first few weeks of use to have serious defects. In at least one case I discovered that the supplier had previously known about some of the defects. Only once have I been able to get a defect repaired without charge. Sometimes suppliers have advised me that no corrections would ever be made. Sometimes "new" versions would become available, but only at a substantial additional charge. Either way, suppliers explicitly relied upon their "as is" warranty disclaimers.*

*Some suppliers do provide reasonable software warranties. One example limits liability to the price paid, notes that software is not warranted to be error-free, but entitles the original purchaser to replacement or repair of defects without charge (or to a full refund) within the warranty period. These suppliers deserve our business.*

*Sincerely,*

*John Navas II*


## Personnel Updates

June has been an interesting month for corporate presidents. The presidents of Atari, Inc., and Commodore, Inc., are both leaving their respective positions. Peacefully too, from all we can tell. Atari's president is leaving to establish a personal computer venture... Commodore's to establish an innovative computer retailing plan. We wish them both well in their newest endeavors. We'll keep you posted on their replacements.

## Documentation Update: Krell LOGO

It's not our policy to mention specific vendors on this page, but in this case I think it's warranted. A July column panned Krell's LOGO documentation, and it slipped through our editorial review in a fashion that I don't think was quite fair. We have no qualms about describing the realities of a given situation, but we always verify and double check. In this case we didn't. If we had, we would have discovered that Krell has substantially increased their package documentation (prior to our comments, by the way). Our apologies for not pointing this out last month.





## Introducing the **PERCOM** Alternative to ATARI Disk Storage

Your Atari 800 is the finest home computer on the market. Now you can own a floppy disk system that measures up — an RFD mini-disk storage system from Percom.

At Percom we've been making disk storage systems since 1977.

Our designs are proven, our quality is well known. And we back our dealers with service know-how. Expect more from Percom. You won't be disappointed.

- Operate in either single- or double-density storage mode using Atari DOS 2.0S. In double-density you can store almost 184 Kbytes (formatted) on one side of a 40-track diskette.

For the best thing next to your computer, see your Atari dealer about a Percom RFD floppy disk storage system. For the name of your nearest dealer, call Percom toll-free 1-800-527-1222.

- Connect your Percom RFD first-drive system directly to your computer or connect into your system through your Atari 810 Disk Drive.
- Add an RFD first-drive system with its versatile four-drive controller, then connect as many as three more low-cost RFD add-on drives.
- Write application programs that can query and set up your system to operate a different type drive at each cable position — that can even change configuration as the program executes.

- Get quality and state-of-the-art capability at competitive prices. Percom first-drive RFD systems are priced from only \$799, first add-on drive is only \$459. Cables included.

**Watch for announcement of a new, powerful, easy-to-use disk-operating system for your Percom-equipped Atari 800 computer.**

Minimum system requirements — are an Atari 800 computer with 24-Kbytes of RAM and compatible video display system; Atari's disk-operating system (ver 2.0S) and owner's manual; and, for add-on drives (if used) an optional disk drives interconnecting cable available from Percom.

Yes ... I'd like to know more about Percom RFD disk drives for my Atari 800 Computer. Rush me free literature.

Send to: **PERCOM DATA COMPANY, Inc.**, Dept. 18-C01  
11220 Pagemill Road, Dallas, Texas 75243

name \_\_\_\_\_

street \_\_\_\_\_

city \_\_\_\_\_

state \_\_\_\_\_

zip \_\_\_\_\_

phone number \_\_\_\_\_

I plan to add a hard disk system to my Atari:  yes  no.

**MAIL TODAY!**

# PERCOM

**PERCOM DATA COMPANY, INC.**

11220 PAGEMILL RD. • DALLAS, TX 75243 • (214) 340-7081

ATARI 800 & ATARI 810 are trademarks of the Atari Corporation.  
PERCOM is a trademark of Percom Data Company, Inc.

PRICES AND SPECIFICATIONS  
SUBJECT TO CHANGE  
WITHOUT NOTICE.



**Staff of COMPUTE!**

Robert C. Lock, Publisher/Editor  
 Kathleen Martinek, Managing Editor  
 Richard Mansfield, Assistant Editor  
 Tom R. Halfhill, Features Editor  
 Alice S. Wolfe, Publisher's Assistant  
 Georgia Papadopoulos, Art Director/  
 Production Manager  
 Harry Blair, Advertising Sales Manager  
 Terry Cash, Typesetting/Production Assistant  
 De Potter, Production Assistant  
 Dai Rees, Production Assistant  
 Kate Taylor, Production Assistant  
 Charles Brannon, Editorial Assistant  
 Vicki Jennings, Administrative Assistant  
 Sonja Whitesell, Dealer Coordinator  
 Bonnie Valentino, Accounting Coordinator  
 Fran Lyons, Circulation Coordinator  
 Christine Gordon, Customer Service

**Associate Editors**

Jim Butterfield, Toronto, Canada  
 Harvey Herman, Greensboro, NC  
 Fred D'Ignazio, c/o COMPUTE!  
 P.O. Box 5406, Greensboro, NC 27403  
 David Thornburg, P.O. Box 1317  
 Los Altos, CA 94022

**Contributing Editors**

Marvin DeJong, Dept. of Mathematics-Physics  
 The School of the Ozarks  
 Pt. Lookout, MO 65726  
 Bill Wilkinson, Optimized Systems Software  
 10379-C Lansdale, Ave.  
 Cupertino, CA 95014  
 Gene Zumchak, 1700 Niagara St.  
 Buffalo, NY 14207

**Subscription Information**

**COMPUTE! Circulation Dept.**  
**515 Abbott Drive**  
**Broomall, PA 19008 USA**

**TOLL FREE**  
**Subscription**  
**Order Line**  
**800-345-8112**  
 In PA 800-662-2444

**COMPUTE! Subscription Rates**

(12 Issue Year):

US	(one yr.) \$20 (two yrs.) \$36 (three yrs.) \$54
Canada and Foreign Surface Mail	\$25
Air	
Europe, US Possessions	\$38
Middle East, Central America and North Africa	\$48
South America, South Africa, Far East and Australia	\$88

Small System Services, Inc.  
 publishes:

**COMPUTE!**  
 The Journal For Progressive Computing

**COMPUTE! Books****Corporate office:**

625 Fulton Street,  
 Greensboro, NC 27403 USA

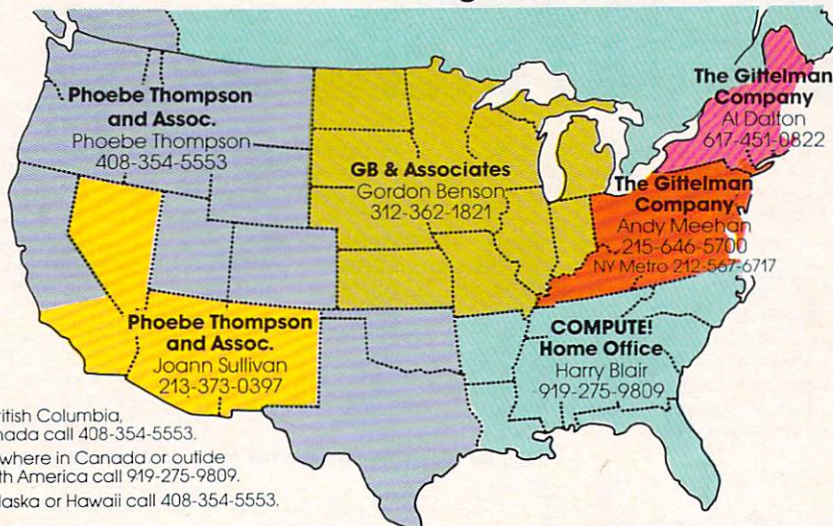
**Mailing address: COMPUTE!**

Post Office Box 5406  
 Greensboro, NC 27403 USA

**Telephone: 919-275-9809**

Robert C. Lock, President  
 W. Jerry Day, Vice-President,  
 Comptroller  
 Kathleen Martinek, Assistant To The  
 President  
 Ellen Day, Accounting Manager  
 Carol Holmquist Lock, Research  
 Assistant

Authors of manuscripts warrant that all materials submitted to COMPUTE! are original materials with full ownership rights resident in said authors. By submitting articles to COMPUTE!, authors acknowledge that such materials, upon acceptance for publication, become the exclusive property of Small System Services, Inc. No portion of this magazine may be reproduced in any form without written permission from the publisher. Entire contents copyright © 1982, Small System Services, Inc. Rights to programs developed and submitted by authors are explained in our author contract. Unsolicited materials not accepted for publication in COMPUTE! will be returned if author provides a self-addressed, stamped envelope. Program listings should be provided in printed form (new ribbon) as well as machine readable form. Articles should be furnished as typed copy (upper and lower case, please) with double spacing. Each page of your article should bear the title of the article, date and name of the author. COMPUTE! assumes no liability for errors in articles or advertisements. Opinions expressed by authors are not necessarily those of COMPUTE!  
 PET is a trademark of Commodore Business Machines, Inc.  
 Apple is a trademark of Apple Computer Company.  
 ATARI is a trademark of Atari, Inc.

**Advertising Sales**

In British Columbia,  
 Canada call 408-354-5553.  
 Elsewhere in Canada or outside  
 North America call 919-275-9809.  
 In Alaska or Hawaii call 408-354-5553.

**Phoebe Thompson  
 and Associates**  
 101 Church Street, Suite 13  
 Los Gatos, CA 95030  
 PHOEBE THOMPSON

**Phoebe Thompson  
 and Associates**  
 P.O. Box 7000-462  
 Redondo Beach, CA 90277  
 JOANN SULLIVAN

**GB & Associates**  
 P.O. Box 335  
 Libertyville, IL 60048  
 GORDON BENSON

**COMPUTE!  
 Home Office**  
 625 Fulton Street  
 Greensboro, NC 27403  
 HARRY BLAIR

**The Gittelman Company**  
 Statler Office Building  
 Suite 518  
 20 Providence Street  
 Boston, MA 02116  
 AL DALTON

**The Gittelman Company**  
 Summit Office Center  
 7266 Summit Avenue  
 Fort Washington, PA 19034  
 ANDY MEEHAN

**Address all advertising materials to:**  
 Alice S. Wolfe  
 Advertising Production Coordinator  
**COMPUTE! Magazine**  
 625 Fulton Street  
 Greensboro, NC 27403 USA

**Coming In The  
 September  
 Issue Of COMPUTE!**

**Turtle PILOT For Atari,  
 Commodore, and Apple**

**Software Voice Synthesis  
 For Apple and PET**

**A \$20 VIC Digitizer**

**PET Pointer Sort**

**Dramatic Atari GTIA  
 Demonstrations**

**Turtle PILOT For Atari,  
 Commodore, and Apple**





**POWER**

Professional Software Introduces

**POWER**

by Brad Templeton

## ADD **POWER**™ TO YOUR COMMODORE COMPUTER

**\$89.95**

POWER produces a dramatic improvement in the ease of editing BASIC on Commodore's computers. POWER is a programmer's utility package (in a 4K ROM) that contains a series of new commands and utilities which are added to the Screen Editor and the BASIC Interpreter. Designed for the CBM BASIC user, POWER contains special editing, programming, and software debugging tools not found in any other microcomputer BASIC. POWER is easy to use and is sold complete with a full operator's manual written by Jim Butterfield.

POWER's special keyboard 'instant action' features and additional commands make up for, and go beyond the limitations of CBM BASIC. The added features include auto line numbering, tracing, single stepping through programs, line renumbering, and definition of keys as BASIC keywords. POWER even includes

new "stick-on" keycap labels. The cursor movement keys are enhanced by the addition of auto-repeat and text searching functions are added to help ease program modification. Cursor UP and cursor DOWN produce **previous** and next lines of source code. COMPLETE BASIC program listings in memory can be displayed on the screen and scrolled in either direction. POWER is a must for every serious CBM user.

Call us today, for the name of the Professional Software dealer nearest you.

**Professional Software Inc.**

51 Fremont Street  
Needham, MA 02194

Tel: (617) 444-5224 Telex #951579



# Ask The Readers

Robert Lock, Richard Mansfield,  
And Readers

**COMPUTE!** welcomes questions, comments, or solutions to issues raised in this column. Write to: Ask The Readers, **COMPUTE!** Magazine, P.O. Box 5406, Greensboro, NC 27403. **COMPUTE!** reserves the right to edit or abridge published letters.

## Atari Tape Suggestions

I have an Atari 800 with a cassette recorder. I have been having one heck of a time getting good CSAVE's on my tapes. I use good tapes and try my best to properly record, but it has gotten to the point where I'm afraid to start on any large program because if the CSAVE is no good, CLOAD will wipe me out when I want to check if the tape is good. I would like to hear of any good solutions to the problem. I have had the recorder checked and I was told it was working normally.

Albert Jacobs

*Proper maintenance of a cassette recorder is essential. The heads should be regularly cleaned and demagnetized (solvents and tools for these jobs are available at any electronics supply store). Also, some computers require special recording techniques.*

*The Atari stores programs as FSK tones. The only direct effect this has on you is that you should not use computer digital tape or chromium dioxide tape. Instead, use a good quality, "low noise" audio cassette. Uniform tape speed is also important. Avoid tapes which rattle or seem to stick. Some people find that it helps to fast-forward and then rewind a tape before using it for the first time.*

*Another thing that can help is to issue an LPRINT command (even if you don't have a printer) before you CSAVE. This insures that certain operating system flags are set correctly.*

*For additional information, see "Atari Tape Techniques," **COMPUTE!**, July 1981, #14.*

## VIC Upgrades

Will it ever be possible to upgrade the VIC with any of the new display, sound, and microprocessor chips in the new Max and the Commodore 64? Also, with the Superexpander cartridge in the

VIC, it is easy to mix normal (but not reversed) text and graphics characters with high resolution graphics. Is it possible to program these characters? (The bit map for the graphics screen does not use all the available memory.)

D. M. Lane

*Transforming the VIC into the new Max and 64 (see "The New Wave of Home Computers" in this issue) would be a major technical undertaking — it is not a simple chip substitution. Highly placed sources at Commodore have hinted, however, that there is a possibility that a special cartridge for the VIC will be manufactured. This would bring to the VIC all the synthesizer effects available on the MAX and the 64. This is, however, only a possibility.*

*Concerning programming characters, the Superexpander uses up nearly all of the characters, but in theory you could have up to 50 more. To do this, you'd need to see what characters the cartridge was using to bit-map the screen and then see what's left over.*

## Recover From NEW On VIC

If you type NEW, your program is still in the VIC. "Recovering From NEW On Apple and CBM" (**COMPUTE!**, May 1982, #24, pg. 135) showed how you can restore the program for PETs and Apples. The procedure is exactly the same for VIC except that the POKEs are different locations.

The first POKe should be POKe 4098,16 (instead of POKe 1026,4). The second POKe goes into location 4097. Determine the correct number to POKe by following the article's instructions for the second POKe. Also adjust the variable pointers as the article suggests. The locations are the same as for the Upgrade ROM set (locations 42 and 43). In the program which adjusts the variable pointers, use 4096 instead of 1024.

Minoah Tam

## SuperPET Users Group

I am the proud owner of a SuperPET. 4040 disk drive, and a 4022 tractor printer. Would any SuperPET owners out there happen to know of any user group devoted to the SuperPET? If there isn't I would like to organize a SuperPET users group here in the Tri-state area.

P. V. Skipski

*P. V. Skipski  
4782 Boston Post Rd.  
Pelham, NY 10803*


## VIC Super Expander Hints

This is for other readers who have spent from \$65-\$80 to acquire the Super Expander for the Commodore VIC, and then found most of their games did not work properly.



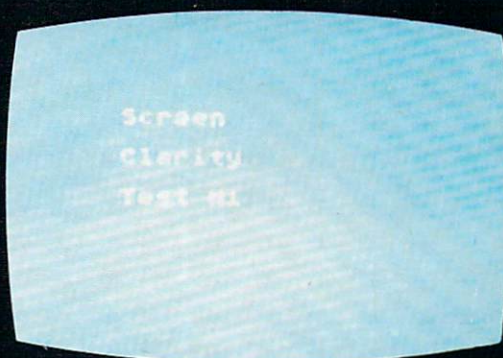
# THE MOSAIC RAM SYSTEMS FOR ATARI\*

## CLEARLY THE BEST



**MOSAIC 32K RAM**

### THE SCREEN CLARITY TEST



**THE COMPETITION**

## YOU CAN SEE THE MOSAIC DIFFERENCE

### WHAT THE EXPERTS HAD TO SAY

A.N.A.L.O.G. 400/800 MAGAZINE said in a 32K RAM board comparison test: "The Mosaic 32K RAM showed no sign of interference and gave the best screen clarity" and "Mosaic uses what we feel are the highest quality components which may improve reliability".

INTERFACE AGE said after replacing the Atari memory board with a Mosaic 32K RAM: "Once in place there is no noticeable change in screen clarity" and "in view of its excellent performance it should be a serious choice for those Atari owners intending to expand their memory."

Each Mosaic RAM board gives you more than just the best screen clarity but also the best in reliability, flexibility, and compatibility. The Mosaic RAM systems offer you the best in every way — these features prove it.

- Works in both the Atari 400\* & 800\* computers.
- 4 year guarantee.
- Complete instructions.
- Test cycled 24 hours for reliability.
- Gold edge connectors for better reliability.
- Quick no-solder installation.
- Full flexible memory configuration.
- Can be used with 8K, 16K and future products.
- Designed to take advantage of Atari 800's superior bus structure.
- Designed for inter-board communication in Atari 800.
- Allows Atari 800 to have 2 slots open for future expansion.
- Always the best components used for superior screen clarity and reliability.
- Low power design for safety and reliability.
- Available companion board (\$5) to allow running The Mosaic RAM systems independent of other boards.

### THE MOSAIC RAM SYSTEMS FOR THE SERIOUS ATARI OWNER.

#### THE MOSAIC 32K RAM

For the serious Atari owner. This is the 32K RAM board you've been hearing about. It has every feature you could want from a RAM board and more features than any other board offers. Each Mosaic 32K RAM comes with complete instructions so in a few minutes you will have expanded your Atari 800 to 48K RAM. The Mosaic 32K RAM works as well in the Atari 400, but we suggest the NEW Mosaic Expander.

#### THE MOSAIC EXPANDER

This is the most effective way you can expand to 32K RAM for your Atari 400 computer. And at almost the 16K price! The revolutionary Mosaic Expander is a memory board with 16K RAM in place and open slots to add 16K more from the Atari 16K board that comes with your Atari 400. Each board comes with complete instructions so in a few minutes you will have expanded to 32K RAM.

\*Trademark of Atari, Inc.

**MOSAIC**  
ELECTRONICS

P.O. Box 708 Oregon City, Oregon 97045  
503/655-9574



On the basic 5K VIC, the memory locations (51-52 and 55-56) point to the end of memory when powered on. If you PEEK (51 or 55) you will notice that both of these locations contain zero.

Once the Super Expander is plugged in and the same two locations namely (51 and 55) are PEEKed, you will notice the value has changed from zero to 120.

What this means is that any program which is going to use its own character set must have the following instructions:

```
POKE 52,28 - Set String High Pointer
POKE 56,28 - Set Memory High Pointer
POKE 51,0 - Set String Low Pointer
POKE 55,0 - Set Memory Low Pointer
```

Also there is a major bug when the Super Expander is installed. When the RUN/STOP and RESTORE keys are hit, followed by the direct command ?FRE(X), the amount of free memory shows 3104. Since this is less than the basic 5K VIC without the Super Expander, you feel cheated.

The only way I have found to correct this loss of memory is to do a SYS64802 after the RUN/STOP and RESTORE. I have reported this bug to Commodore, but to date have not received an answer.

I hope these tips will help other people with the VIC Super Expander.

The code to look for in any game which is going to use its own character set which will not work will look like the following:

```
50 POKE 52,28: POKE 56,28
60 POKE 51, PEEK (55): CLR
70 CS=256*PEEK (52) + PEEK (51)
```

To correct this code, add the following instruction:

```
55 POKE 51,0: POKE 55,0
```

William D. Collins

### Tape Dents

I would like to warn any readers who experience sudden and unexplained program failures when loading from an Atari 410 program recorder of a potential problem. The same is true of other cassette systems as well.

If you should forget to depress the STOP/EJ. key after loading in a cassette, the flywheel shaft remains in contact with the pinch roller assembly. This contact and pressure will actually put a "dent" in the cassette tape that will remain. When you try to load the tape data into the computer later on, that particular section, where the depression is, will not make contact with the playback head and the program will crash with an -ERROR 143 at line 0 indicator.

Fortunately, rewinding the tape and storing for several days will usually correct the problem.

Unfortunately, it doesn't always iron itself out and if there was not an extra CSAVE or backup tape made, all data is lost!

Randy T. Agee

### Earlier Atari GTIA Chips?

Thought some Atari users might be interested in learning of my experience. I've been reading reports that say that the GTIA, a more advanced graphics chip, might be in machines "purchased after January 1982." False!

The date must go back further than that. My 400 was purchased in November 1981 and, using the following test, I proved the GTIA was in my machine. Try it!

```
10 GRAPHICS 11: REM OR 9 OR 10
20 GOTO 20
```

Ed Pomelear

*If you get a black screen, you've got the GTIA chip in your machine. If it's blue, you've got the older CTIA chip. For in-depth information on the GTIA, see "Atari Video Graphics And The New GTIA" in this issue.*

### VIC Zenith Jitters

I just recently purchased a VIC and own a Zenith TV set. The computer does not work on the Zenith because of vertical hold problems. There is a single POKE command (POKE 36864,133) which corrects this problem. Some preprogrammed tapes and some cartridges prevent this command from being entered. I would appreciate it if someone could come up with a permanent fix for this. Is Commodore working out a solution?

David St. Romain

*Several readers have mentioned this problem. It appears that some recent Zeniths (and reportedly some Sylvania sets, too) get a bad case of the "flutters" when attached to computers. The culprit is evidently a new circuit in some televisions which are "auto-setting." And the problem isn't limited to VIC - any computer can create these unpleasant effects with these models. Aside of the POKE solution you mention, Zenith has sent a technical notice out to its service centers with instructions on curing the problem. It involves a simple disconnection of a yellow wire and your local authorized Zenith center should be able to perform the modification.*

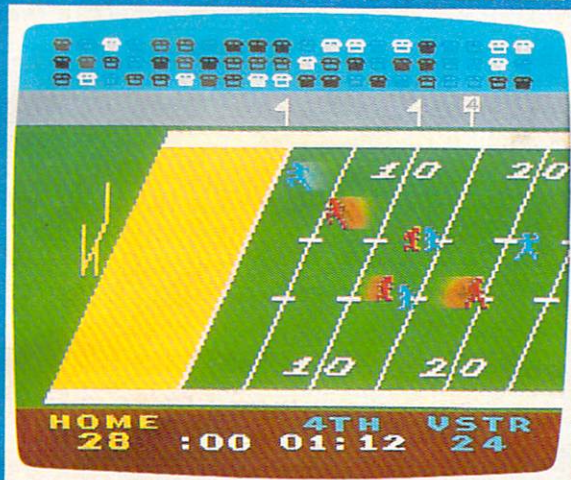
*The most recent VIC cartridge games and other recent programs released by Commodore have an "interlace mode toggle" built in. Pressing the F8 key will switch back and forth between the two screen modes and you can see which setting produces the best results on your set. Programs with model numbers between 1901 and 1908 do not have this toggle feature, but most of the later programs do.*



arcade PLUS

PRESENTS

## ARCADE PRO FOOTBALL™




An Armchair Quarterback's  
Dream Come True.

16K ATARI 400/800™ COMPUTER GAME

arcade PLUS

PRESENTS

## NIGHT RALLY™



Auto Racing So Real  
You're In The Driver's Seat.

16K ATARI 400/800™ COMPUTER GAME

# IN A LEAGUE ABOVE THE REST.

When it comes to realistic, animated sports action, Arcade Plus games are in a league above the rest. State-of-the-art games designed *exclusively* for the Atari® 400/800™ Home Computers. So you know you're getting the best game for your money. Not just a *version* of a game designed for other computers.

Sweep right, screen pass left or go for the bomb in ARCADE PRO FOOTBALL™. You call the shots and control all the action during 60 minutes of exciting gridiron play. Experience all the fun and excitement of real football including penalties, fumbles, pass catching and a crowd to cheer you on.

ARCADE PRO FOOTBALL™ pits you head to head against the *computer* or another player. No other video football game on *any* system offers you that kind of challenge.

Test your driving skills to their limits in NIGHT RALLY™. Climb *into* the driver's seat as you race against some of the best computer drivers in the world. On some of the most challenging race courses imaginable.

Cross the finish line ahead of the pack and your initials will be immortalized in NIGHT RALLY'S™ exclusive racing Hall of Fame.

And more Arcade Plus sports games are on the way. Exciting, animated games like ARCADE BASEBALL™ (coming this summer) that are setting *new* standards in video sports game realism. And are in a league above the rest in play value. See them at your local Atari® computer dealer. Or write for our latest games catalog and dealer list.

arcade PLUS™

## WE GIVE YOU A BETTER GAME.

Arcade Plus, Inc. 3916 State Street Suite 1C Santa Barbara, CA 93105



## A Monthly Column

# Computers And Society

David D. Thornburg  
Associate Editor

### Stranger Than Fiction ...

I once read that the reason truth is stranger than fiction is because fiction has to make sense.

I guess that's so, because no fiction writer could ever come up with some of the developments we have seen in the personal computer industry in the past few months. As the computer market continues to expand into mass merchandising outlets, we will be getting used to some pretty strange things.

For example, where can you find the three B's under one roof (bytes, baud, and Barbie dolls)? If you said Toys "R" Us, move to the head of the class. While this nationwide discount toy store has been selling video games for quite some time, I had once said that the beginning of the true mass market could be pinned to the date TRU decided to carry personal computers.

Nestled away among the video games and cartridges, one can find the Commodore VIC, the TI 99/4A and soon (I'm told), the Atari computers. Remember a year or so ago when I said that the TI computer was dead?

I was wrong. (Boy, was I wrong!)

Shipments of the 99/4A are up there with Apple. At a retail price (including modulator) of under \$300, Toys "R" Us will probably do a brisk business in this product.

But how does a discount toy store handle esoteric products such as disk drives, expansion RAM, etc.? And, especially, how does this type of store sell these products when the sales staff doesn't know that a parallel port doesn't have parking spaces for boats?

Good question.

It is unrealistic to expect rapid turnover sales personnel to become conversant with computers overnight. As one sales person told me, "This is different from selling video games. All people ask then is whether a certain game lets them play Pac

Man, or whether the game will hurt their TV. With computers we've had people in the store asking about "expandability."

To tell the truth, I'm not worried about the folks who know enough to ask about expandability. Anyone who knows that much is well on the way to making a careful purchase decision. But what about the true neophyte — the person who sees the computer as a mass merchandised electronic appliance to grace the den next to the VCR and projection TV? How is this person to make an intelligent decision on selecting a computer that retails for under \$500? The traditional computer stores seem to be dropping these products, especially in areas serviced by discount houses. After all, why should someone in a MicroAge or Computerland store, for example, spend an hour making a sale, only to have the customer end up buying the machine at the local discount house?

For the first time since the revolution began, we are starting to see true product differentiation. The Apple-priced systems continue to be the mainstay of the traditional computer stores, and the low end products are being pitched to a broader audience from the traditional consumer outlets. The sad part is that the broad audience is the one that needs the most help in the purchase decision.

One solution I can think of is for the manufacturers to combine efforts and publish a "generic personal computer purchase guide" that lets people know what the personal computer is all about. Tons of these books should be shipped to all the mass outlets and handed free to anyone thinking about buying one of these machines.

If the manufacturers would also adopt a uniform format for listing specifications (similar to that of the stereo or automotive manufacturers), even the most nontechnical among us would be able to do effective product comparisons without taxing the skills or patience of a sales person who knows no more than the customer.

The manufacturers have an even greater obligation to make their system setup easy for the neophyte. When I opened my TI 99/4A, the "Read This First" manual was at the very bottom of the stack. While the setup manual was very well written, it should have been taped over the keyboard so it couldn't be missed.

I am excited about computers being bought by millions of people. I am excited to see these products in the mass market outlets. But I am afraid that the manufacturers of these micros don't realize how much help their customers really need.


### Notes On Education ...

Sterling Swift Publishing Co. (1600 Fortview Rd., Austin, TX 78704) has just published a new edition



# The \$379 Logic Analyzer

12 Channels ■ 16 Words



- Clock Rates over 10 MHz
- Clock Qualifier
- Trigger Input
- 3 Trigger Qualifiers
- Built-in LED Display — No oscilloscope needed
- Compact
- Expandable
- Low Cost

A logic probe and oscilloscope are no longer adequate for analysis in today's digital world. The LA-12 captures, stores and displays TTL and LSTTL data so that the instantaneous meaning of the data stream (e.g. data value, ASCII code, address) can be understood and analyzed long after the actual events have passed.

### 30 day trial

We are so sure that you will find this one of the most useful digital test instruments you have ever used that we are offering a free 30 day trial period. Purchase an LA-12, use it, and if you are not completely satisfied, return it within 30 days and receive a full refund.

### Free Offer

If you order within 45 days, and mention this magazine, you will receive a \$49.95 input cable free with each LA-12 ordered.

### Save \$28.95

In addition, if you enclose payment with your order you can deduct 5% and we will pay shipping charges.

All prices are in US dollars for 120VAC. \$10.00 shipping & handling. Connecticut residents add 7 1/2% sales tax. MASTER CHARGE/VISA accepted.

IN THE USA order from:  
Connecticut microComputer, Inc.  
Instrument Division  
36 Del Mar Drive  
Brookfield, CT 06804  
203-775-4595 TWX: 710 456-0052

IN CANADA order from:  
Batteries Included, Ltd.  
71 McCaul Street  
F6 Toronto, Canada M5T2X1  
(416) 596-1405

Dealer Inquiries Invited

# What if you're having to clean floppy drive heads too often?



## Ask for SYNCOM diskettes, with burnished Ectype® coating and dust-absorbing jacket liners.

As your floppy drive writes or reads, a Syncom diskette is working four ways to keep loose particles and dust from causing soft errors, dropouts.

Cleaning agents on the burnished surface of the Ectype® coating actually remove build-up from the head, while lubricating it at the same time.

A carbon additive drains away static electricity before it can attract dust or lint.

Strong binders hold the signal-carrying oxides tightly within the coating.

And the non-woven jacket liner,

more than just wiping the surface, provides thousands of tiny pockets to keep what it collects.



- Liner collects and "pockets" loose particles
- Tightly bonded milled ferrous oxides
- Head-cleaning and anti-static agents

To see which Syncom diskette will replace the ones you're using now, send for our free "Flexi-Finder" selection guide and the name of the supplier nearest you.

Syncom, Box 130,  
Mitchell, SD 57301.  
**800-843-9862**; 605-996-8200.

# SYNCOM

Manufacturer of a full line of flexible media



of their Apple II educational software directory (\$14.95). This is a delightful replacement for their first edition, for it covers educational software offerings from 128 sources. The spectrum of software spans elementary to college education, and covers every topic from drill and practice to games. Vendor listings are divided into chapters covering traditional educational publishers, non-commercial vendors, etc. With 350 pages devoted to this important field, the Swift directory is a valuable investment for Apple using educators. I was sorry to see that the Mind Toys games from Automated Simulations were not listed, but no software directory can be expected to be perfect.

On another topic, this column has presented my views on the uses of computers in education. This view is limited by my personal bias and is, thus, incomplete. In particular, I am not a strong proponent of the use of computers as teacher replacements. It seems to me that computers can be more effectively used for other tasks. However, when one considers the use of computers with older students (those in college, for example), the idea of testing "book knowledge" with computer simulations seems quite valuable. This is especially true in the physical sciences where the computer simulation might be seen as an intermediate step from the lecture to the laboratory.

Just as Seymour Papert is well known for his view of the computer as a learning tool for the child, so Alfred Bork is known for his view of the computer as a medium of instruction. Bork's perspectives on computers as instructional tools are presented in *Learning with Computers* (Digital Press, Bedford, MA), a book-length collection of papers he published over a ten year period. Since each paper in this book is self-contained, there is a certain amount of unavoidable repetition. Much of the work by Bork and his colleagues was carried out using large computers, but he is also very interested in the use of personal computers as well as incorporating "intelligent" video disk technology into the classroom.

I have often classed Bork's view of computers in education as being quite conservative. This may be a bum rap. In fact, he believes that, once computer-based instructional materials are in widespread use, there will be radical changes in traditional educational institutions. With all courses individualized, there is no need for traditional semester boundaries, etc.

But what about teachers? If students are being taught by computers, what are the teachers going to be doing? According to Bork, their role may shift from being the deliverers of courses to the designers and developers of courses, with some time devoted to working with students who have

individual learning problems. While this scenario might become reality, I find it flawed. Teachers cannot develop effective course materials in a vacuum. I know of no way to replicate the wealth of information one gains by teaching something to a class full of students.

Disagreements aside, I think that Al Bork is an articulate spokesman for his brand of classroom computer use, and that his book deserves a broad audience among educators who are using computers in any capacity. ©

### CONVERT YOUR PET INTO A TERMINAL \$129.95

RS232 Hardware and cable, and sophisticated terminal software. Upload and Download, communicates in ASCII, status line, built-in file translator. A complete package, all you need is a modem and we sell them too.

Communicate with CompuServe, Source, etc. Upload/Download to/from 4040 or 8050. Drives ASCII or PET Printer, Comm. in ASCII, Status line, Toll Timer.



Super Saver Package Deals:  
STCP (129.95) and Hayes Smart Modem (279) - \$365.00  
STCP (129.95) and Signalman Modem (99) - \$215.00

# Eastern House

3239 Linda Dr  
Winston Salem, N.C. 27106  
(919) 924 2889 (919) 748 8446

## Unclutter Your Desk!

Put your Commodore computer in a desk of its own. Sure it will look great, and the desk is small enough to fit almost anywhere. But the real benefits are your personal comfort and efficiency.

The Interlink Desk System

**Interlink**

Interlink, Inc.  
Box 134  
Berrien Springs, MI 49103  
(616) 473-3103



## BUSINESS OPPORTUNITY

### Service & Maintain Coin Operated Micro-Computers In Libraries

DEALER REPRESENTATIVES WANTED  
PART OR FULL TIME  
NO ROYALTIES, NO FRANCHISE FEE

Exceptionally lucrative ground-floor opportunity to participate in the explosive Micro-Computer Market. The Computer Bus offers Community minded Micro-Computer owners the chance to develop their own successful business within a relatively short period of time with this innovative Microcomputer concept. The prognosis for success has never been better.

If you are accepted as a Computer Bus "Learning Center" Dealer you will operate your own sales and rental business from your home or office, featuring a product line of uncompromising quality and outstanding company support.

Investment required \$3,000, secured by extensive computer software and hardware. Selected territory, leads, national and regional advertising, technical support and full back-up service.

**For additional information call toll free**  
1-800-321-3670  
**Ohio Residents Call Collect**  
1-216-255-1617

**the COMPUTER BUS**  
personal & business - computer systems

the COMPUTER BUS, 101 River St., Grand River, Ohio 44045

Authorized ATARI® Dealer

## ANNOUNCING AN INNOVATION IN TYPING INSTRUCTION.

# FUN.

**Improve your keyboard skills  
with MasterType.**

A typing program for the Apple II that dares to be fun. But it's not just child's play. No matter who you are, your computer will become a more efficient tool, as you become a more proficient typist. And MasterType can help. Dramatically.

**But don't just take our word for it.**

**Infoworld** magazine had this to say about Lightning Software's Hi-Res MasterType: "MasterType is an excellent instructional typing game. We had fun reviewing it, and we highly recommend it to those who want to learn typing in an unconventional but motivating way."

**Infoworld** also went on to rate MasterType as Excellent in all categories.

**Good news for Atari owners!**

MasterType will introduce an Atari version on July 1st. Watch for it!

**Attention all Dealers.**

Don't miss out on one of the hottest selling software products on the market. Call today for a free demo disk.

**Lightning Software ©**

P.O. Box 11725, Palo Alto, CA 94306  
(415) 327-3280



Atari is a registered trademark of Atari, Inc. Apple II is a registered trademark of Apple Computer, Inc.



*Computers with more power and lower price tags than ever before will be coming on the market soon. These are the highlights of two important trade shows held recently in Chicago and Houston.*

# The New Wave Of Home Computers

Tom R. Halfhill, Features Editor

Back in the late 1940's, when a computer weighed several tons, cost millions of dollars, and had to be air conditioned to keep its thousands of vacuum tubes from melting, somebody estimated that by the end of this century in America there might be as many as 100 computers.

In the last two years, Sinclair Research alone claims to have sold more than 300,000 of its tiny computers in the U.S. And if that's not enough to demonstrate how fast things are changing, you should have spent a week in June visiting the Summer Consumer Electronics Show (CES) in Chicago and the National Computer Conference (NCC) in Houston.

It was new microcomputer hardware that stole the show – both of them. Even IBM, the mainframe grand-daddy itself, leaned heavily toward microcomputers at its NCC booth – which, incidentally, was plopped right next to Apple Computer's. Judging just from the size and extravagance of both booths, it was impossible to tell which company was the establishment giant and which was the cocky upstart. The home/personal computer firms, banished to back aisles at the NCC until just a couple of years ago, finally have achieved their place in the sun.

## Expanding Power In Ever Smaller Packages

The big news at both shows was the latest developments in a trend that started in the late 1940's: packing more power into smaller computers that cost less. Like a science fiction fantasy run wild, the Incredible Shrinking Computer is reaching almost ridiculous proportions, beyond belief even ten years ago. New computers and peripherals from Commodore, Sinclair, Epson and others will put startling amounts of computer power at the fingertips of consumers for less money than ever before. Very soon consumers shopping for home computers not only will face the question: How much power can I afford?, but also: How much power do I really need?

## The Commodore Challenge

Commodore, which displayed no less than five new machines that drew "Ooohs!" and "Aaahs!" at both shows, seems to be addressing the question by offering the industry's most complete vertical selection. In prices ranging from \$179.95 to \$2,995, Commodore can sell you anything from a game machine with marginal BASIC programmability to a full-blown business system with built-in dual disk drives, 256K RAM, and 16-bit CP/M capability (and a wide assortment of computers in between). More importantly, each computer is among the most advanced and least expensive in its class. Commodore can do this more easily than others because it is among the microcomputer industry's few "vertically integrated" companies – that is, it does everything from designing and manufacturing its own chips to assembling the computers and writing the software.

"We want to cover the entire market," says Kit Spencer, Commodore's marketing vice president. "We're the microcomputer specialists." Some believe a hazard of this approach is that the lower-end game machines might "tarnish" the button-down image of the upper-end business computers. In other words, *Gorf* and *VisiCalc* don't mix. Atari, for example, has struggled to convince people that its computers are more than just sophisticated game machines. Commodore, though, unlike Atari, did not establish itself by selling several million video game machines, and already has a solid toe-hold in the small business marketplace, especially abroad.

What Commodore most definitely has started with its new line is a real dogfight in the under-\$1,000 home computer market, not to mention the under-\$500 market. Prices of competing machines suddenly dropped, though of course spokesmen denied the changes were a response to Commodore's salvos. Atari, for instance, announced at CES a \$50 cut in the list price of its 400, from \$399 to \$349. Rumors of a new Atari computer, perhaps to be called the model 600 and falling between the 400 and 800 in terms of both features and price, turned out again to be just rumors.



A New Concept In BASIC

# MASTER

## PERFORMANCE NEVER SEEN BEFORE ON A MICRO-COMPUTER

MASTER is a DEVELOPMENT TOOL as well as a SOFTWARE SECURITY TOOL totally integrated with BASIC, giving to new instructions permitting:

### GENERATION OF INDEXED- SEQUENTIAL FILES WITH:

- Keyed access
- Scan forward or backward by key
- File size limited by disk drive only
- 10 files opened simultaneously
- Hashing
- Key regeneration possible
- Instructions: open, write, read, exist, start, next, onerror

### GENERATION OF INPUT AND OUTPUT SCREEN FORMATS USING A REVOLUTIONARY SCREEN GENERATOR:

- Easy instruction to create a page: scroll, reverse, clear, line, col.
- 127 zones for input or output, completely parameterized with numeric formatting instructions: decz, rgqz, inz, outz, clearz
- Screen page creation with subsequent saving on disk instructions: load, save, copy, exchange

### REPORT FORMATS MASK FORMATTING PAGINATION

- Date control
- 22 digit precision math (+, -, /, x)
- Direct disk access
- Save programmes with a Nolist Command
- Security key

Master can be either development or a runtime system  
Master designed for CBM 4000 or 8000

Master was developed by Micro Application  
Distributed by

# CMD

CANADIAN MICRO DISTRIBUTORS LTD.  
500 Steele Ave., Milton, Ontario L9T 3P7 416-878-7277



### Color Computer Upgrades

Radio Shack is fighting to stay in the pack, too. The TRS-80 Color Computer went on sale for \$299 from its regular \$399 in early summer, and a Tandy spokesman at NCC said that, although the sale was not advertised as such, it was sort of a "close-out." He said the new Color Computers being sold for the usual \$399 will come with 16K RAM instead of the previous 4K (but still will lack the Extended BASIC).

The new Sinclair ZX Spectrum, a 16K color-and-sound computer selling for around \$200, but not yet available outside Great Britain, will cloud the under-\$500 picture even further. Meanwhile, peripherals manufacturers, hampered by the mechanical rather than solid-state nature of their devices, are battling to bring the prices of their products down to something that looks more reasonable alongside the prices of the new computers. Word is they're succeeding, and that we'll soon see disk drives and letter-quality printers at unheard-of prices. Software development isn't standing still, either, with Atari announcing a partnership with one of the entertainment industry's most admired clusters of creative geniuses for the purpose of developing new computer-based games. Here, then, is a rundown of the most exciting news from the CES and NCC shows:

### Computers: Commodore

We have to start with Commodore. With five new computers scheduled to hit the market by the end of the year, it's certainly the most active company. Starting at the bottom of the line, Commodore showed its Max Machine (pre-production versions were called "Ultimax"). For \$179.95, the Max is a cartridge- and cassette-driven game machine targeted at the Atari VCS, the new, more sophisticated Atari 5200, the Mattel Intellivision and the Odyssey. But Commodore also is billing Max as an entry-level computer and a music synthesizer. A plug-in BASIC cartridge will give game players a taste of computing, although only about 1K of RAM is available. Still, it's possible to save programs on cassette, and Max has an integral 66-key bubble membrane keyboard identical in layout to the popular VIC-20.

The electronics are not at all like the VIC-20's, however. While the VIC, like earlier Commodores, has a 6502 microprocessor chip for its CPU (Central Processing Unit), Max has a 6510. The 6510 is a new chip designed by MOS Technology, a subsidiary of Commodore. It is nearly identical to the 6502, but has additional input/output lines to handle the processing required by the new system. Max also boasts two more new chips: a display chip that puts 40 columns by 25 lines on the screen in

text mode with 16 colors and high-resolution graphics, and a sound synthesizer chip known as SID (Sound Interface Device). SID supports three voices with a nine-octave range, and must be heard to be believed. Demo programs playing classical music sounded remarkably close to Yamaha keyboard synthesizers costing several times as much as Max.

---

### None of the new Commodore computers replaces the VIC-20, which at \$299 neatly fills the gap in the low-end market.

---

These same three chips – the 6510 CPU, the display chip, and SID – also are the central configuration of the new Commodore 64 (see part one of "Commodore 64: A First Look" elsewhere in this issue). Naturally, this is no coincidence. The Commodore 64 is designed to be upward compatible with Max. That is, once game-players get their initial taste of computing on the Max and exhaust its possibilities, they can upgrade to the \$595 Commodore 64 and keep using all their game cartridges, joysticks, and the cassette tape drive: all will work on the 64! This means a family can buy a very sophisticated yet reasonably priced video game machine, freely invest in game cartridges, get a crack at simple programming, and later move up to a full-blown 64K RAM computer if they wish, without obsoleting their software and other accessories. In addition to its capabilities, this feature should give Max a strong edge in the video game market.

Commodore promises that both Max and the 64 should be available by the time you are reading this. Similar promises when the VIC-20 was introduced took several months to come to pass, so we'll have to wait and see.

None of the new Commodore computers replaces the VIC-20, which at \$299 neatly fills the gap in the low-end market between the \$179 Max and the \$595 Commodore 64. VIC owners wishing to upgrade to a 64 will find that most of their peripherals will work as is, and that their programs will convert with little difficulty.

Commodore is rounding out its home computer line with the new P series, the third-generation PETs. The P128 offers 128K RAM, the same color graphics and sound capabilities as the 64, and will sell for \$995. At the higher end are the B and BX series, 80-column professional computers which offer everything from built-in dual disk drives and monitors to multiprocessing, and which will sell for



# Not since Gutenberg invented the printing press...

has there been so much talk about printing!



## The Smith-Corona TP-1 Daisy Wheel Printer

# \$695<sup>00</sup>

- Microprocessor Electronics
- Serial or Parallel Interface
- Simple, Reliable Mechanism

### Act Now: Limited Supply, Low Cost

In the 15th century, a German craftsman and inventor named Johannes Gutenberg originated a method of printing from movable type that was used without significant change until the 20th century.


Today, **Smith Corona**, one of the largest manufacturers of small printers in the world, gives a whole new perspective to printing with their electronic text printer — **TP-1**. Gutenberg would surely approve of the **TP-1**, a microprocessor controlled, high quality **daisy wheel printer**. It produces perfectly formed, executive quality printouts at the speed of 120 words per minute. Typewriter quality printing at dot matrix prices.

Simple, durable and dependable, **TP-1** may be used with word processing systems, microcomputers and most small business systems.

Now, all your letters, documents, forms and reports can have the crisp, professional look you demand — for business or personal use — at an affordable price.

Don't delay. Order your **TP-1** TODAY at the low, low price of **\$695**.

**Micro-Printer Marketing** offers same day shipping, nationwide service and invites dealer inquiries. Catalogues available. No shipping charges on pre-paid orders.



Additional daisy print wheels ..... \$4.95



Additional ribbons ..... \$2.95

**Micro<sup>TM</sup> Printer Marketing**

## Call Micro-Printer Marketing

CALL TOLL FREE **1-800-523-9859**

MasterCard and Visa Accepted

In PA Call Collect 215 / 433-3366





## VIC PET APPLE SOFTWARE

**GRAPHVICS** - super graphics package adds 18 commands to VIC BASIC. Plot 152 x 160 points. Hires & Multicolor modes on same screen! Text & graphics screens. Save/load pictures to/from tape or disk. Req. 3K/8K expander. W/sample programs & user's manual. \$25 [\$30].

**VIC/PET VIGIL** - Interactive Games Language - Program your own or play the 9 games included. With 60+ powerful commands. Easy to learn. VIC version has color and sound (requires 3K/8K expander). Complete with user's manual. \$35 [40].

**VIC/PET PIPER THE MUSIC MACHINE** - Simplest way to compose, conduct and play music. Complete control of notes, rests, volume, repeats, tempo. W/sample compositions and user's manual. \$25 [\$30].

**VIC HIRES/MULTICOLOR GRAPHICS UTILITIES** - Add graphics to VIC BASIC. Requires NO extra memory. Plot points, lines and boxes in fine detail. 104 x 152 points. W/sample programs and manual. \$20 [\$25].

**NEW VIC/PET TINY BASIC COMPILERS** - Produces true 6502 code. Subset of BASIC supports all floating point operations. Compiler listing optional if you have memory (16K PET, 8K expander VIC). For OLD, NEW, 4.0, 8032 PET or VIC with 3K/8K expander. \$25 [\$30].

**NEW VIC JOYSTICK DRAWING** - Paintbrush for VIC MULTICOLOR mode pictures. Requires 3K/8K expander and a joystick. \$15 [\$20].

**NEW I-CHING for VIC** - colorful fortune teller gives you insight into your life from an Oriental perspective. Includes manual and 275 page guide. Requires 8K expander. \$30 [\$35].

**NEW VIC BASIC Reference Card** - Only \$2.50 [\$3.00].

**PET MACHINE LANGUAGE GUIDE** - hidden talents in your Old, New or 4.0 ROM. PET/CBM 30+ routines fully detailed. \$9 [\$11].

**PET TINY Pascal PLUS+** - structured language. Editor, Compiler and Interpreter. All programming constructs and graphics. For NEW 4.0/8032 ROMS & 32K memory. Disk \$50 [\$55], cassette \$55 [\$60].

**NEW APPLE II DYNASOFT PASCAL** - complete dev't system. Editor, Compiler, Interpreter & Supervisor. Data types: scalars, char, array, pointer, integer. Hires, Lores machine language interface, sample programs, user's manual. Disk \$50 [\$55], W/optional source code \$85 [\$90].

**VIC BUDGETEER** - Get control of your expenses with this visual planner. Requires 3K/8K expander. Available September. \$25 [\$30].

**VIC MACHINE LANGUAGE GUIDE** - Available September. \$10 [\$12].



ABACUS SOFTWARE  
P.O. Box 7211  
Grand Rapids, Michigan 49510  
616/241-5510



### ORDERING INFORMATION:

FREE POSTAGE. Unless noted, prices are for cassette. Add \$3.00 per DISK package. Foreign prices in [ ]. Manuals available separately for inspection, creditable towards purchase of software \$5.00 each [\$7.00 foreign]. All orders must be prepaid in US Dollars via International Money order or by VISA, MC, ACCESS, Eurocard.

A Revolutionary Concept In Software  
For The ATARI\* 400 and 800 Computers

## The Interactive Storybook

### Sammy The Sea Serpent

A Storybook Program For Children Ages 4 to 7.

### Sammy The Sea Serpent

is the story of an imaginary sea creature who is lost and trying to find his way home. The story is read aloud to your child by a professional actress. While the tale is being told, the child uses the joystick to help Sammy out of some tight spots.

The A side of the cassette contains the interactive story; the B side contains games that the child plays with Sammy.

The program uses voice, sound effects, music, color and mixed graphics.

### Sammy The Sea Serpent

can be used with either the ATARI 400 or 800 and requires 16K. It is available in cassette format only. Price is \$16.95 plus \$2.00 shipping and handling.

Also available at fine computer stores.



Program Design, Inc./11 Idar Court Greenwich, CT 06830  
203-661-8799

ATARI is the registered trademark of ATARI, Inc.

\$1,695 and \$2,995, respectively (see sidebar for more details on the P, B and BX series). These computers are scheduled to be available this fall.

In tune with Commodore's new corporate alignment and marketing philosophy, the Max and VIC-20 will be sold through "mass merchants" - catalog showrooms, department stores and other non-specialty retailers - while the 64 and higher machines will be sold exclusively through established Commodore dealers. However, Commodore

**Peripherals makers are working hard to produce add-ons that don't cost twice as much as the new computers they'll be plugged into.**

spokesmen left open the possibility that the 64 eventually may be available through mass merchants also.

### Other Entries

Don't get the idea that Commodore was the only company at CES and NCC with exciting new computers to show off. Sinclair offered a tantalizing glimpse of its ZX Spectrum, and Epson had plenty of its HX-20 battery-powered portables for people to fiddle with (see sidebars). Timex also debuted its \$99.95 Timex Sinclair 1000, a Sinclair ZX-81 which Timex is licensed to market in the U.S. under a joint name. The Timex is identical to the ZX-81 except for its 2K of RAM, twice as much as the standard Sinclair. It is, of course, fully compatible with all Sinclair add-ons, including the plug-in 16K RAM module, also sold by Timex. According to a Sinclair representative at CES, if Timex sells a certain volume of the computers by a deadline several months hence, it wins the right to market the ZX Spectrum in this country. Otherwise, Sinclair will market the Spectrum mail-order, just as it has been selling the ZX-81s. Sinclair hopes to export the Spectrum to the U.S. by the end of this year.

### Peripherals...

There should be big news in this area in coming months, with reports of upcoming Tandon disk drives for under \$300 and possibly a letter-quality printer from Epson for around \$400. As mentioned, peripherals makers are working hard to produce add-ons that don't cost twice as much as the new computers they'll be plugged into. However, nothing of the sort was shown at CES or NCC. What was seen from various manufacturers were prototypes of new micro-floppy disk drives,



# POOL 1.5<sup>TM</sup>

# ATARI<sup>TM</sup> OWNERS,



NOW YOU TOO  
CAN PLAY POOL 1.5  
ON YOUR ATARI  
48K DISK SYSTEM.


ALSO AVAILABLE FOR  
THE APPLE II<sup>TM</sup> 48K  
DISK SYSTEM.

New! POOL 400 in Cartridge form for your  
16K Atari 400/800 \$39.95, requires joystick.

PRICE: \$34.95

- High resolution graphics-  
Life like motion.
- Instant replay on any shot.
- Superfine aiming.
- Pool room sound effects
- Choice of 4 popular games

See your local  
computer dealer  
or order directly  
from IDSI.  
Specify ATARI  
or APPLE.



**IDSI**

P.O. BOX 1658  
LAS CRUCES, NM  
88004  
Ph. (505) 522-7373

ATARI is the registered trademark of ATARI Inc.  
APPLE II is the registered trademark of  
APPLE Computer Inc.  
POOL 1.5 is trademark of IDSI.



both in 3-inch and 3-1/2 inch versions. A compatibility conflict already is arising, with Sony and other Japanese companies favoring the 3-1/2 inch size. Several domestic firms are trying to standardize among themselves on the smaller disks, some say as an effort to beat out the Japanese. It might be too late, since Sony has solidified its position by signing a \$300 million contract to supply Hewlett Packard with the larger micro-floppies. Regardless, either size has potential advantages for home users.

For one thing, they may be cheaper than the 5-1/4 inch drives now standard for home computers. Sony is selling the 3-1/2 inch drives for \$400 each in small quantities, and for significantly less in large quantities. Computer manufacturers buying several thousand of the micro-floppies for private labeling might eventually get them on the market for less than the \$500 to \$700 that current 5-1/4 inch drives cost. And despite their smaller size, the micro-floppies are much faster and actually store more data than larger disks. The Sony model, for example, crams 218K single density on one side of a disk, and 437.5K double density. That's more than even 8-inch disks. A double-sided, double density version could remember close to a megabyte!

Because the micro-floppies spin at 600 r.p.m. — twice the speed of 5-1/4 inch drives — and have much less area for the read/write head to cover, access time is better than existing drives, too. Media cost is the same as 5-1/4 inch disks, and the micro-floppies are encased in more foolproof hard plastic cases. They sound like ideal companions for the new, inexpensive home computers. So when will we see them for sale? Nobody knows. Sorry. But Clive Sinclair, the brains behind the price-breaking ZX-80/81 computers, already has come up with his own answer — again. Brochures advertising the ZX Spectrum in Great Britain promise that “coming soon” is a ZX Microdrive, apparently Sinclair's own version of the micro-floppy. The Microdrive, if it lives up to the ads, will be revolutionary: palm-sized, it will store 100K per disk and transfer data at 16K bytes per second! (See sidebar on the ZX Spectrum for more details.)

### More Add-Ons

Speaking of Sinclair peripherals, a British firm called HSW & S, Inc. (with offices in Oxford, PA under the name Data-Asstette) was at CES showing some unusual add-ons for the ZX-80/81. Two are keyboards: one is a nifty little affair that clamps neatly on the Sinclair's membrane keyboard to provide partial-stroke keys, and the other is a full-size, full-stroke keyboard in a separate case that plugs into the computer. You can buy either for \$75. There's also the ZX 99, a plug-in module that

adds an RS-232C interface so the Sinclair can drive any serial printer using standard ASCII character codes (the exhibitors at CES were running a Radio Shack Line Printer VII). The module also allows software control of up to four tape drives on the Sinclair, and includes a 2K ROM tape operating system. This sells for \$150. A plug-in 64K RAM board also will be available.



**Commodore VICMODEM**

Commodore, besides its storm of new computers, also was showing off its VICMODEM. This is a very un-modem-looking modem, a cartridge that plugs into the VIC-20 and connects it directly to modular telephones (without the familiar acoustic coupler cups). This allows the VIC, among other things, to communicate with distant computers — yes, even mainframes — and to access computing services such as CompuServe, The Source, General Videotex, and the Dow Jones News/Retrieval Service. In fact, purchase of the VICMODEM includes free membership with CompuServe and free sample access time to all these services, including the Commodore Information Network, part of CompuServe. The VICMODEM also comes with its own terminal software (necessary for running a modem), called VICTERM I. Best of all, the whole package will sell for \$109.95.

Atari also introduced a telecommunications package, the Communicator II. This includes a new direct-connect modem, called the Atari 835, the terminal software on a cartridge, dubbed *Telelink II*, and a free hour of sample access time on CompuServe, The Source and the Dow Jones Service. The list price is \$279.95, and Atari predicts availability in the last quarter of 1982. *Telelink II*, which allows users to store and automatically dial two frequently called information service numbers and access codes, will be sold separately for \$79.95, though the direct-connect modem will not be sold separately. The Atari 830 acoustic modem still will be available.



# BOOK / DISK COMBINATIONS

BECAUSE YOU DIDN'T BUY YOUR APPLE™

TO PRACTICE YOUR TYPING

■ Practical manuals that show you how to program your Apple™ for business, learning, and pleasure.

■ Convenience disks that contain all the programs and subroutines in the books they accompany—error free and ready to run.

PLUS the Wiley expertise that has helped more than a million people learn how to program, use, and enjoy microcomputers.

Look for them at your favorite bookshop or computer store. Or, check the sets that interest you, fill in the ordering information, and mail us this ad.



**JOHN WILEY & SONS, Inc.**

605 Third Avenue, New York, N. Y. 10158  
In Canada: 22 Worcester Road, Rexdale, Ontario M9W 1L1

For faster service call toll free: 800-526-5368.

In New Jersey, call collect:

(201) 797-7809. Order Code # 3-6767.

VISA, MasterCard, American Express

accepted on phone orders.

**APPLE™ BASIC: DATA FILE PROGRAMMING SET**

LeRoy Finkel & Jerald R. Brown

How to program and maintain data files for billings, catalogs and lists, numerical and statistical data, and much more. Includes one 5¼" disk for Apple II™. (Requires one 16 sector disk drive, 32K of memory) 1-89843-0 \$32.90

**GOLDEN DELICIOUS GAMES FOR THE APPLE™ COMPUTER SET**

Howard M. Franklin, Joanne Koltnow, & LeRoy Finkel

Step-by-step instructions for designing game programs that turn your Apple II™ into a home entertainment center—whether you're a novice, intermediate or advanced programmer. Includes two 5¼" disks for Apple II™. (Requires one 16 sector disk drive, 32K of memory) 1-89842-2 \$47.90

Please send the sets indicated for 15-DAY FREE EXAMINATION. (Restricted to the continental U.S. and Canada.)

MAIL TO: JOHN WILEY & SONS, Inc.  
P.O. Box 092, Somerset, N.J.  
08873

**Payment enclosed**, plus sales tax. Wiley pays normal postage/handling. We normally ship within 10 days. If shipment cannot be made within 90 days, payment will be refunded.

**Bill me.**  **Bill firm or institution.**

NAME	AFFILIATION
ADDRESS	CITY/STATE/ZIP
<b>SIGN HERE</b>	092-3-6767

Prices subject to change without notice. Apple and Apple II are trademarks of Apple Computer, Inc.

## More Workhorse Programs for your computer to play with!

*With these Creative Software home programs your Atari® or Vic®  
can start playing in the real world:*

**HOUSEHOLD FINANCE**

- 15 income & expense categories
- Budgeting
- Monthly & yearly accounting
- Indicate tax deductible items
- Produce tables & graphs
- \$34.95 cassette
- \$39.95 disk

**LOAN ANALYZER**

- Amortization tables
- Compute interest charges
- Compare various loans
- Analyze loan terms
- Manipulate loan parameters
- \$14.95 cassette
- \$19.95 disk

**HOME INVENTORY**

- Catalog your possessions
- User-definable categories
- Search catalog for items
- Record serial #, purchase price
- Compute the value of items
- \$19.95 cassette
- \$24.95 disk

**DECISION MAKER**

- Decide between alternatives
- Compute recommended choices
- Manipulate decision parameters
- Weigh influencing factors
- Save decisions on tape or disk
- \$19.95 cassette
- \$24.95 disk

**CAR COSTS**

- Record maintenance costs
- Itemize insurance payments
- Track fuel consumption
- Summarize all costs to date
- Compute cost of a trip
- \$19.95 cassette
- \$24.95 disk



201 San Antonio Circle, #270  
Mountain View, CA 94040  
(415) 948-9595

Ask about our many other recreational and home applications! **TO ORDER:** VISA/MasterCard, check or money order accepted. If charge, please include expiration date of card. Add \$1.50 for shipping and handling. California residents add sales tax.



# Sinclair ZX Spectrum

Like its predecessors, the ZX-80/81 microcomputers, the new ZX Spectrum appears to be yet another price breakthrough for Sinclair Research and founder Clive Sinclair. It offers features and memory capacity heretofore unavailable in machines costing up to \$1,000 – yet it is selling for the equivalent of only about \$200!

Available only in Britain for the past few months, and not due for export until the end of the year, the Spectrum reportedly has been selling like hotcakes. And no wonder. The basic Spectrum offers 16K RAM, a powerful 16K BASIC language in ROM, eight colors each for the foreground, background and border (with flashing and intensity control), a tone generator programmable from BASIC with variable pitch and duration, a partial-stroke keyboard (unlike the ZX-80/81 flat membrane keyboard) with auto-repeat on all keys and one-touch BASIC keyword entry, upper and lower case, full ASCII character set, high-resolution 256 by 192 dot-addressable graphics, instant syntax checking, and high-speed LOAD and SAVE with cassette (16K in 100 seconds).

For the equivalent of less than \$300, the Spectrum is available with 48K RAM. Those who buy the 16K model can upgrade to 48K for only slightly more than a 48K Spectrum would cost outright.


Even more amazing is the line of peripherals for the Spectrum. In Britain, Sinclair is now selling the ZX Printer, a thermal paper dot-matrix device, for around \$100. It has a full ASCII character set (including lower case), prints 32 columns wide at 50 characters per second, connects to the Spectrum with no additional interface, and automatically prints out any screen – including graphics – with the single command COPY. Then there's the RS-232C interface soon to be available which will allow the Spectrum to hook up to a wide range of printers, terminals, modems and other devices – for under \$50. And finally, Sinclair is promising a ZX Microdrive: a palm-sized disk drive that stores 100K per disk and transfers data at 16K per second. The Spectrum can handle up to eight Microdrives, totaling close to a megabyte of storage. Sinclair says it will sell for around \$100.

This means that for the first time, consumers will be able to assemble a full-blown computer system – with 48K computer, hi-res color graphics and sound, printer and disk drive – for around \$500!

The secret, claims Sinclair, is a new master chip combining the functions of many chips in other computers. The Spectrum has only 14 chips. At its heart is a Z-80A microprocessor running at 3.5 MHz.

This master chip, by the way, partly accounts for the delay in exporting the Spectrum to the U.S., says a Sinclair representative. The chip is being redesigned to meet Federal Communications Commission standards, probably for radio frequency interference.

Like the ZX-80/81 (which it will not replace, incidentally), the Spectrum connects to any ordinary TV and cassette recorder. It has a 32-column by 24-row screen display and redefinable character set. The keys, although similar in appearance to the calculator-style keys on the TRS-80 Color Computer, are made of a soft rubber that feels spongy to the touch. Most of the 40 keys have at least four



functions, and some have six.

The Spectrum's sound consists of a single tone generator controlled by the keyword BEEP – which is an accurate description. Don't expect the kind of sound you hear from Ataris or the new Commodores, but even a beep is better than silence.

The Spectrum's extensive BASIC is an enhanced version of the current Sinclair BASIC and corrects many deficiencies. Besides graphics commands such as BASIC INK, PAPER, BRIGHT, FLASH, INVERSE, BORDER and CIRCLE, there are also a READ, DATA and RESTORE, unlike the ZX-80/81 dialect.

If the master chip is redesigned on schedule, we might see ZX Spectrums in America by the end of 1982. Depending on Timex's sales of ZX-81s, the watch company may be marketing the Spectrum also (see text). All we can do is wait.



# EXPERIENCE THE MAGAZINES OF THE FUTURE . . .



for your Atari 400/800



for your TRS-80 COLOR,  
MODEL I, MODEL III



for your APPLE II +

Our magnetic magazines will entertain, educate, and challenge you. On cassette or diskette, every issue is packed with quality games, home applications, utilities, and our unique 'teaching' programs. But don't listen to us, let our subscribers convince you:

*"Received my first copy . . . it's great! Please rush to me one of each back issue, so I'll have a complete set."* R.G., Chicago, IL

*"(Your magazine) is everything I expected and more!"* P.L., Durand, MI

*"You folks sure know how to put together real professional programs."* W.P., Meridian, MI

*"(Your magazine) is the best thing I've seen since the disk drive!"* K.R., N.Y., N.Y.

Subscription price for cassette is \$50 per year, \$30 per 1/2 year, and \$10 for a trial issue. For diskette \$75 per year, \$45 per 1/2 year and \$15 for a trial issue . . . Don't miss another issue!

Order direct or see your local dealer.

## THE COLOR ACCOUNTANT

Over 1,000 satisfied customers are using this completely integrated package to analyze their personal finances.

1. Chart of Accounts Maintenance
2. Complete Checkbook Maintenance
3. Tax Deduction Flags
4. Net Worth Statement
5. Income Less Expense Statement
6. Complete Graph Package (graphs any files)
7. Payments and Appointments Calendar
8. Home Budget Analysis
9. Mailing List
10. Schedule 1040 (Long Form)
11. Decision Maker
12. Schedule G (Income Averaging)

All programs are menu-driven and allow add/change/delete. All files and statements can be listed to screen or printer, and saved to cassette or diskette. **THE COLOR ACCOUNTANT** is \$75 for cassette and \$80 for diskette and comes with 35 pages of documentation. This package requires 16K except for the ATARI 400/800 which requires 24K for cassette and 32K for diskette.

### the programmer's program



Do you know all the innovative ways of using BASIC commands? The staff at the Programmer's Institute have designed a set of programs explaining everything the manuals omit. The Programmer's Program leads you step by step through the fundamentals of programming your computer. Then you explore the finer points...multiple loops, queues, stacks, game programming, sorts, trees, boolean logic, and memory savers. All these methods make your programming tasks easier and more efficient. Difficult (and very useful) programs are created before your eyes, and designed so you learn at your own speed! The Programmer's Program is a must for every owner of a microcomputer. (\$50 cassette, \$55 diskette).

Order both The Programmer's Program and 1 year's subscription, and the total cost is only \$75 cassette, \$100 diskette. If you order now, you will receive a Football Program and Computerized Telephone Directory **ABSOLUTELY FREE** with any \$75 order. So don't wait . . . order today!

## THE PROGRAMMER'S INSTITUTE

a division of FUTUREHOUSE™



P.O. BOX 3191, DEPT. C  
CHAPEL HILL, NC 27514  
MasterCard/VISA Welcome  
9 AM - 9 PM, Mon - Sat

ALL SOFTWARE REQUIRES 16K

1-919-489-2198



# SUNRISE SOFTWARE

LEADER IN DISCOUNT SOFTWARE — 18-30% OFF

## ATARI

Action Quest	D	13.95
Adventures 1-12 ea.	T	15.95
Adventure on a Boat	D	19.95
Ali Baba & Forty Thieves	D	26.35
Angle Worms	T	12.00
Andromeda	D	31.96
Assembler Editor	C	47.95
Asteroids	C	35.95
Bishops Square	D	23.95
Black Forest	D	19.95
B-1 Nuclear Bomber	T	13.00
Bug Attack	D,T	23.95
Centipede	C	35.95
Character Generator	D	15.95
Conflict 2500	T	13.00
Compu-Read	D,T	15.95
Compu-Math/Fractions	D,T	15.95
Compu-Math/Decimals	D,T	15.95
Crush, Crumble & Chomp	D,T	23.95
Crossfire	D,T	23.95
Datestones of Ryn	D,T	15.95
Deflection	T	11.95
Dung Beetle	D	23.95
Empire of Overmind	D	28.00
Entertainer Kit	C	95.00
Fastgammon	T	15.95
Fort Defiance	T	16.00
Frogger	D	27.95
Galactic Empire	T	15.95
Galactic Trader	T	15.95
Ghost Hunter	D,T	16.78
Ghostly Manor	D	19.95
HI-RES Mission Asteroid	D	19.95
HI-RES Wiz & Princess	D	26.35
Invasion Orion	D,T	19.95
Jawbreaker	D	23.95
Kayos	D,T	27.95
K-Razy Shootout	C	39.95
Lisp Interpreter	D	120.00
Lords of Karma	T	16.00
Lunar Lander	T	12.00
Match Racers	D	23.96
Missile Command	C	35.95
Mountain Shoot	T	12.00
Mouseattach	D	27.95
Next Step	D	31.95
No. Atl. Convoy Raider	T	13.00
Nukewar	T	13.00
Pac Man	C	35.95
Pathfinder	D	27.95
Planet Miners	T	13.00
Pool 1.5	D	27.95
Programmer Kit	C	63.88
Q.S. Forth	D	63.96
Raster Blaster	D	23.95
Rear Guard	T	15.95
Rescue at Rigel	D,T	23.95
Ricochet	D,T	15.95
Shattered Alliance	D	31.95
Softporn Adventure	D	23.95
Space Invaders	C	35.95
Starbase Hyperion	D	18.35
Star Raiders	C	39.95
Star Warriors	D,T	31.95
Sunday Golf	T	13.00
Tanktics	D	23.20
Temple of Apshei	D,T	31.95
Threshold	D	31.95
3D Tic-Tac-Toe	T	15.95
3D Supergraphics	D,T	31.95
Treasure Quest	T	15.95
VersaWriter Tablet	A	240.00
Visicalc	D	200.00
Warlocks Revenge	D	28.00

## PET / VIC-20

### UNITED MICROWARE

Amok	T	15.15
Alien Blitz	T	19.95
Blastoids	T	15.15
Breakout	T	12.00
Carom	T	12.00
Dragon Maze	T	13.55
Gobbler	T	19.95
Invader Fall	T	17.55
Laser War	T	15.15
Long Division	T	13.55
Meteor Run	C	47.95
Raceway	T	12.00
Robot Blasters	C	31.95
Skymath	T	12.00
Space Division	T	12.00
Spiders of Mars	C	47.95
Super Hangman	T	15.15
Stars Wars	T	13.55
3D Maze	T	12.00
ViCalc	T	11.95
ViCat	T	19.95
ViCheck	T	19.95
ViTerm A	T	15.95
RS232 Board	A	39.95
3K Cartridge	A	31.95
8K Cartridge	A	71.95

### Others

B-1 Bomber	T	13.00
Computer Acquire	T	16.00
Computer Stocks & Bonds	T	13.00
Conflict 2500	T	13.00
Conquest	D	180.00
Dragons Eye	T	15.96
Guns of Fort Defiance	T	16.00
Midway Campaign	T	13.00
N.A. Convoy Raider	T	13.00
Planet Miners	T	13.00
Thinker	D	396.00

★ ★ ★ ★ ★ ★ ★ ★ ★ ★

# BONUS

★ ★ ★ ★ ★ ★ ★ ★ ★ ★

# PAC MAN

FOR ONLY \$30.00

with

ANY ORDER OVER

\$150!

★ ★ ★ ★ ★ ★ ★ ★ ★ ★

D-Disk, C-Cartridge, A-Accessory, T-Cassette

24 HOURS A DAY  
7 DAYS A WEEK

ORDER TOLL FREE  
800-854-0561 EXT. 812  
800-432-7257 (CALIF.)

NO HASSLE!  
GUARANTEED  
REPLACEMENT POLICY



We take MASTERCARD or VISA. (Include card # and expiration date.) California residents add 6% tax. Include \$2.00 for postage. Prices subject to change.





## Epson HX-20

It was a pleasant surprise – dropping by the Epson booth at NCC in Houston to look for new printers and finding a startling new computer instead. What visitors found was the recently announced HX-20, the first computer from a company known for its economical and dependable printers. And it is definitely not a “me-too” computer. Epson’s new machine is destined to redefine the term “portable.”

The first thing that attracts people is the HX-20’s looks: it is extremely compact, yet very complete. Less than a foot wide by 8-1/2 inches deep and 1-3/4 inches thick, and weighing less than four pounds, the HX-20 manages to pack in a 24-column dot-matrix printer with upper and lower case, a 20-column by 4-row liquid crystal display screen, a microcassette drive (optional), and a full-size, full-stroke keyboard. It’s not a sparse keyboard, either. Its 68 keys include such extras as upper and lower case, five programmable function keys, BREAK, one-touch MENU, PAUSE, INS/DEL, HOME/CLR, NUM, CAPS LOCK, GRPH, screen scroll, and four-way cursor movement.

Although not much larger than a TRS-80 or Sharp Pocket Computer, its full-feature design – including 16K RAM expandable to 32K RAM – puts it in a league with much larger computers tied down to wall outlets. But the most amazing thing of all about the HX-20 is its portability: powered by four nickel-cadmium batteries, the HX-20 can run up to 50 hours on a charge, and be recharged in eight hours. Naturally, this performance depends on how often the printer and microcassette drive are used – such mechanical devices really eat up power.

The HX-20 also has a built-in RS-232C interface, and Epson was demonstrating a nifty little battery-powered modem that just happens to plug into the interface and make the perfect traveling companion for the machine.

And oh, yes, the latest word from Epson is that the HX-20 should be available by September for \$795.

At the center of the computer are two Central

Processing Units, both eight-bit 6301 microprocessors running at 614 KHz in a master-slave configuration. It comes with 32K of ROM expandable to 40K internally, and 64K with an expansion unit that was not shown. The liquid crystal display supports upper and lower case and a full-screen editor. Although only 20 characters wide, it scrolls another 20 characters sideways before wrapping down to the next line.

More HX-20 features: Microsoft BASIC is standard, there’s a built-in clock and calendar with an alarm and interval timer, a programmable tone generator covering four octaves, interfaces for a bar code reader and a standard cassette recorder (the computer is available without the on-board microcassette), an internal DIP switch for selecting international character sets, 32 special graphic characters, a numeric keypad as part of the regular keyboard, and optional programs on ROM cartridges.

Other nice touches include a low-voltage power system that maintains data in RAM even when the computer is turned off, a knob that adjusts the liquid crystal display for straight-on or angled viewing, and even dot-addressable graphics for drawing charts on the small screen and printer. Epson is promising a floppy disk drive, too.

All in all, Epson has done a stunning job in packing so many features into a box about the size and weight of a hardback book. The keyboard – where skimping usually is done on small computers – is as luxurious as those on much larger, fixed-base machines. Although the HX-20 probably will not find its niche as a home computer, mainly because its display format limits game use, it seems to be ideal for traveling businessmen or engineers who need a portable, yet powerful computer that can hook up to any telephone for communicating with the home office. Its main drawback is the small display. It’s a shame that a keyboard which lends itself so nicely to word processing is tied to a screen limited to only a few words at a time. An Epson representative says it may be possible to attach a monitor or TV, but there is no mention of this in the specifications.

At any rate, Epson’s debut in computers is a groundbreaking – in more ways than one.

### Software...

Although the most exciting news at the CES and NCC shows was the hardware, all was not quiet on the software front. Two major creative forces in the entertainment industry were married when Atari announced a partnership with Lucasfilm Ltd. to develop new video games for arcade coin-ops, home game machines and computers. Lucasfilm produced *Star Wars*, *The Empire Strikes Back*, and *Raiders of the Lost Ark*, and did the special effects for this summer’s *Star Trek II*, *Poltergeist* and *E.T.*,

*the Extra-Terrestrial*. As anyone who has seen any of those movies knows, Lucasfilm obviously is a coven of creative talent. But aside from its sparse statement on developing new games, Atari was deliberately vague about what other paths might be explored by the joint venture. “We’ll be developing new forms of electronic entertainment,” said an Atari spokesman, “and the term ‘electronic entertainment’ is quite carefully chosen.” In other words, just wait and see what we come up with, folks. As far as games, Atari did suggest that video game



**DON'T  
RISK MISSING  
A SINGLE ISSUE!**

Your Subscription  
To **COMPUTE!**

**SAVES You 33%**

Off The Newsstand Price,  
And Brings **COMPUTE!** Directly  
To You Every Month.

Each monthly issue of **COMPUTE!** provides a wealth of useful, innovative information to personal computer users.

Whether you're an absolute beginner or a more advanced user, you'll find continuing support and assistance in the pages of **COMPUTE!**

**Save 33%.** \_\_\_\_ Please enter my 1 year, 12 issue subscription for \$20.00.

**Save 40%.** \_\_\_\_ Please enter my 2 year, 24 issue subscription for \$36.00.

Name \_\_\_\_\_

Address \_\_\_\_\_

City \_\_\_\_\_

State \_\_\_\_\_

Zip \_\_\_\_\_

Payment enclosed  Visa  MasterCard  American Express

Account Number \_\_\_\_\_

Expires \_\_\_\_\_ / \_\_\_\_\_

Phone Number During Day (    ) \_\_\_\_\_

Mail To: **COMPUTE!**, P.O. Box 5406, Greensboro, NC 27403

**FOR FASTEST CREDIT CARD SERVICE CALL TOLL-FREE IN THE US:**

**800-334-0868**

**In NC 919-275-9809**

**FOR "BILL-ME" ORDERS CALL TOLL-FREE IN THE US:**

**800-345-8112**

**In PA 800-662-2444**

Please allow 6-8 weeks for delivery of your first issue. These prices valid only in the US. For orders outside the US please use the subscription order card in the back of this issue. This coupon may be copied if you don't want to damage your magazine.



## Commodore P, B, BX Series

With so many new computers to see at the recent trade shows, including five from Commodore alone, it was almost easy to lose a few in the shuffle. Luckily, nearly every machine was a significant advance in either technology or pricing – and often both. This was particularly true of the new Commodores.

Although the Commodore 64, an amazing value at \$595, stole lots of thunder, the new P, B, and BX Series Commodores drew their fair share of interest from computer hobbyists and business users. They, too, offer unprecedented features for the money.

With their sleek, white Porsche-designed cases, these three new series look very much alike, but there are important differences separating the P from the more expensive B and BX machines.

The P128 is the home computer of the trio. It is the third-generation PET and shares many features with the Commodore 64: 40-column by 25-row screen display on normal TV sets, 16 colors, high-resolution 320-by 200-pixel graphics, the industry's most advanced synthesizer chip for programmable sound effects and music, redefinable character set, and animation with independently movable graphics blocks called "sprites" (also known as player/missiles in Atari parlance).

But that's where the similarities between the 64 and P128 end. The P128 comes with 128K of RAM – more than twice as much as most home computers can hold – and is expandable internally to 256K RAM and externally to 640K (896K total). And it will sell for just \$995!

On top of that, there will be a plug-in Z-80 microprocessor board that will add CP/M, opening up a huge world of professional software, and even an 8088 16-bit microprocessor board for CP/M-86 capability. There's a built-in RS-232C interface for hooking up modems and printers, Commodore's traditional IEEE-488 interface to support the full range of Commodore CBM peripherals, a real-time clock, an enhanced Microsoft BASIC upward compatible with BASIC 4.0, audio system output, monitor output, and a cartridge slot for plug-in games and other software.

High-level languages such as U.C.S.D. Pascal will be supported, and the CP/M makes possible languages such as FORTRAN, COBOL and APL.

Commodore also pulled out all the stops on the P128's keyboard. It's the most complete we've ever seen on a home computer. Its 94 keys include 10 programmable function keys, a separate numeric keypad with CE, 00, ENTER and math operators, a key for each cursor arrow to support the full-screen

editor, a large and easy to find RETURN, Pi, ESC, CTRL, INS/DEL, RUN/STOP, NORM/GRPH, CLR/HOME, OFF/RVS, and the full CBM business character set with PET graphics symbols.

Internally, the P128 has an eight-bit 6509 microprocessor for its Central Processing Unit (CPU). Commodore says this new chip is "functionally identical" to the 6502 found in previous Commodores, using the same instruction set. This means machine language programmers will adjust easily to the new chip, so new software for the computer should be available

quickly. RAM expansion will come in 64K steps. Separate chips handle the color video, sound, and input/output, allowing the 6509 CPU to work undistracted. Also, the plug-in Z-80



and 8088 chips will work "concurrently" with the 6509 for what amounts to multiprocessing.

Game players weren't forgotten, either. The P128 supports two joysticks or four paddles. As on the Commodore 64, the sprites are totally independent of the background graphics, include collision detection and foreground/background priority, and can be three colors each. Eight of these can be moved anywhere on the screen at once. There's also a medium-resolution 200-by 160-pixel graphics mode, in addition to the hi-res and text modes.

The sound chip is the same Sound Interface Device (SID) found in the Commodore 64 and Max Machine. SID has three voices, programmable waveforms, filters, and 16-bit resolution over a



# Peripherals

## Unlimited...

FANTASTIC PRICES!

OUR FAST SERVICE, PRODUCT SELECTION AND OUR CUSTOMERS' SATISFACTION MAKE US #1.

### ZENITH

Z-89-48K	\$2299
Z-90-64K DO	\$2588
Z-19 Terminal	\$777
Z-121 Monitor 12"	\$149

### ATARI COMPUTERS

Atari 800 16K	\$669
Atari 400	\$318
Atari Interface Module	\$174
Atari 810 Single Disk	\$444
Atari 815 Dual Disk	TBA
Atari 830 Modem	\$166
Programmer	\$59
Entertainer	\$84
Star Raiders	\$34
16K Mem. Exp. for Atari	\$74
32K Mem. Exp. for Atari	\$114

### NEC PRINTERS

7710/30 Spinwriter R/O	\$2279
7720 Spinwriter KSR	\$2649
3510/30 Spinwriter R/O	\$1699
3500 Serial Spinwriter	\$1599

### NEC DOT MATRIX

PC-8023	\$474
---------	-------

Call for prices on ribbons, etc.

### MORE PRINTERS

Anadex 9500/9501	\$1295
Anadex DP-9000	\$1049
Okidata Microline 80A	CALL
Okidata Microline 82A	CALL
Okidata Microline 83A	CALL
Tractor (OKI 80 + 82 only)	\$60
Diablo 630	\$2044

### MONITORS

Sanyo 12" GRN Phosphor	\$266
Sanyo 12" Black + White	\$239
Amdek 12" 300 GRN Phosphor	\$149
Amdek 12" Color	\$319
NEC 12" GRN Phosphor	\$164
NEC 12" Color	\$344

### EPSON PRINTERS

MX-70	CALL
MX-80 w/Graphics	CALL
MX-80 FT (Friction + Tractor)	CALL
MX-100 (15" Carriage)	CALL

Call for prices on Ribbons, Cables and Interfaces

### NEC-PC 8000 Series Microcomputer

PC-8001A Computer w/32K	\$888
PC-8012A w/32K + Exp. Slots	\$588
PC-8031A Dual Mini Disk	\$888
PC-8032A Add-on Mini Disk	\$777

Call for Software Prices

**FOR THE LOWEST  
PRICE CALL  
TOLL FREE  
1-800-343-4114**

### ORDERING INFORMATION

Our order lines are open 9AM to 6PM EST Monday thru Friday. Phone orders are welcome; same day shipment on orders placed before 10AM. Free use of Mastercard and VISA. Personal checks require 2 weeks clearance. Manufacturer's warranty included on all equipment. Prices subject to revision. C.O.D.'s accepted.

For service, quality and delivery call:

**PERIPHERALS UNLIMITED  
(617) 655-7400**

62 N. Main St. • Natick, MA 01760



nine-octave range. (For a fuller explanation, see Part I of "First Look at the Commodore 64" elsewhere in this issue.)

In practically every category, then, the P128 is the machine that will set the pace for state of the art home computers — including price.

The B and BX Series computers are aimed more toward the business/professional users. Both are 80-column machines with built-in green phosphor monitors, dual 5-1/4 inch disk drives and detachable keyboards. The layouts of the keyboards, incidentally, are identical to the P128's.

The B128, like the P128, comes with 128K RAM and is expandable to 256K internally and 640K externally (896K total). It starts at \$1,695 (including both disk drives). It also shares the P128's 6509 CPU, the SID chip, the optional Z-80 and 16-bit 8088 multiprocessor boards for CP/M and CP/M-86 capability, the RS-232C and IEEE-488 interfaces compatible with CBM peripherals, audio output, the cartridge slot, standard Microsoft BASIC upward compatible with BASIC 4.0, and the real-time

clock. It does not have hi-res color graphics or joystick ports.

The BX256 computer offers all the B128 features above, except it comes with 256K RAM and the 16-bit 8088 microprocessor for CP/M-86. It will retail for \$2,995.

The B and BX Series computers, then, with their built-in dual disks, tilt-and-swivel monitors, 80-column by 25-line displays, detachable keyboards, and higher prices, will compete in a different market than the P Series. The B and BX will be stiff competition in the low-end business/professional market against machines such as the IBM Personal Computer, the Apple II and III, the TRS-80 Models II and III and the new 16-bit TRS-80 Model 16. Meanwhile, the P128 will be equally strong in the high-end home computer market against the Apple II, the Atari 800, and the TRS-80 Model III.

If the P, B and BX Series Commodores hit the dealers by this fall as promised, expect to see topsy-turvy changes as the other manufacturers scramble to stay competitive. It should be quite a show.

versions of Lucasfilm movies probably could be expected. *Raiders* was mentioned specifically. But Atari also cautioned that nothing would come to fruition until at least next summer. That should leave plenty of time to fuel wild rumors.

Atari also announced three new pieces of educational software, price cuts of about 22 percent for *Asteroids*, *Computer Chess*, *Missile Command*, *Space Invaders*, and *Super Breakout*, and cuts of 33 percent for *Star Raiders* and *Music Composer*.

### TI Unleashes Software

Texas Instruments announced a flood of new software for its TI-99/4A Home Computer — no less than 45 titles, including 30 cartridges. Many of these are interactive learning tools, all with color graphics and optional synthesized speech. Of particular interest to computerists is an Editor/Assembler package so hackers can get at the 16-bit TMS 9900 microprocessor that is the TI-99/4A's heart. A memory expansion unit and disk drive are required, and the assembler lists for \$99.95. For the same price, TI also introduced the Mini Memory Module, a plug-in 14K RAM cartridge with a built-in battery that retains the memory even when the computer is shut down and the module removed. A full-featured word processor, *TI-Writer*, also was announced for \$99.95. And for \$129.95, you can get TI-LOGO II, an extended version of the respected educational language that adds music, sound effects and printer interface to the original TI-LOGO. Expect all these products by the fourth quarter of this year.


Commodore introduced a line of software to accompany its new machines, including games and versions of popular business programs. An educational program for the Commodore 64, *Visible Solar System*, used fascinating high-resolution color graphics to show the relationships between planets, their orbits and the sun. The business programs are *EasyCalc*, *EasyPlot*, *EasyTools* and *EasyScan*. *EasyCalc* is advertised as the largest spreadsheet-type program available on a micro, with a matrix of 65 columns by 999 rows. Versions for the SuperPET at \$149.95 and the Commodore 64 at \$99.95 will be available this summer, with conversions for the P, B and BX series to follow later. The Commodore booths also were crowded with people playing some of the 13 new cartridge games for the VIC-20, such as *Gorf*, *Omega Race*, *Wizard of Wor* and *Mole Attack*. Five Scott Adams adventure games also were shown for the VIC.

### What's Next?

There you have it ... the highlights of both shows. But the real interesting part is yet to come. It will be intriguing to watch how the various computer manufacturers juggle their line-ups and prices to compete in the rapidly changing home market, especially for the under-\$500 machines. This is where the manufacturers are trying to reach the vast consumer population, those who are unfamiliar with computers and are buying them as they would any other home appliance. Expect rapid changes there for the next couple years. We'll keep you posted.



“ well done...  
impressive...comprehensive...”  
—Datamation  
“ authoritative... strongly recommended...  
well written.” —Computer Management



- A mammoth volume covering everything from Access Methods to Working Set, in 1,523 pages, 470 articles and over 1,000 illustrations, tables and charts.
- Authoritatively compiled by over 200 internationally respected authorities.

## Take the **ENCYCLOPEDIA OF COMPUTER SCIENCE**

YOURS FOR ONLY

# \$295

when you join **The Library of Computer and Information Sciences**. You simply agree to buy 3 more books—at handsome discounts—within the next 12 months.

**(a \$60.00 value)**

Find the answers to virtually all your data processing questions in the **ENCYCLOPEDIA OF COMPUTER SCIENCE**.

Thousands of photos, diagrams, graphs and charts completely illuminate the **ENCYCLOPEDIA'S** clear and thorough coverage of every area of the computer sciences—software, hardware, languages, programs, systems, mathematics, networks, applications, theory, history and terminology.

Appendices provide abbreviations, acronyms, special notations and many numerical tables. An additional highlight is a complete cross-reference system that assists the reader seeking in-depth information.

### **What is The Library of Computer and Information Sciences?**

It's the oldest, largest and most respected book club especially designed for the computer professional. In the incredibly fast-moving world of data processing, where up-to-date knowledge is essential, we make it easy for you to keep totally informed on all areas of the information sciences. In addition, books are offered at discounts up to 30% off publishers' prices.

Begin enjoying the club's benefits by accepting the **ENCYCLOPEDIA OF COMPUTER SCIENCE**. It's the perfect reference for computer professionals... and it's a great bargain, too.

If reply card has been removed, please write: **The Library of Computer and Information Sciences**, Dept. 7-BK7, Riverside, N.J. 08075, to obtain membership information and application.



## A Monthly Column

### The Beginner's Page

# Structured Programming

Richard Mansfield  
Assistant Editor

From time to time you'll hear about *structured* programming. It's not a single idea or technique, but rather a cluster of suggestions about the best way to go about programming. A "perfect" programming method will probably never be developed, but the various suggested "rules" associated with "structured programming" are worth looking into to see if there's anything there that you might find helpful.

#### Never Use GOTO

Advocates of structured programming suggest a variety of guidelines which programmers should follow to achieve easily written, easily modified, easily understood, and efficient programs. Some structured programming enthusiasts say you should never use GOTO in a program. GOTO jumps out of the normal "flow" of execution; it makes things unclear because its purpose within a program cannot be quickly understood. Other structured programming theorists suggest that a program should be "flowcharted" before the actual programming starts. A flowchart is to a program what an outline is to an essay: it illustrates the main ideas and shows the path of execution which the computer will follow when the program RUNs.

Related to flowcharting is a third idea associated with structured programming called "top-down" programming. In brief, this means that you make a general outline or flowchart of the main parts of your program before getting down to writing its individual subroutines and specific parts. This could mean that you first program a "main loop" which is a series of GOSUBs to subroutines written later. (With the opposite approach, "bottom-up" programming, you write the subroutines first and then tie them together at the end with a main, governing, "top" routine.)

"Modular" programming (breaking a program into smaller parts and solving each separately, using many subroutines); organizing DATA lines or files so that they are clearer and structured in a

way that reflects the structure of the program which uses them; indenting program lines so that you can *see* a loop in a LISTing – all of these can be found under the umbrella idea: structured programming.

```
10 FOR I = 1 TO 10
20 PRINT I
30 PRINT I * I
40 FOR J = 1 TO 500
50 NEXT J
60 NEXT I
```

#### An "unstructured" listing.

```
10 FOR I = 1 TO 10
20 PRINT I: REM PRINT NUMBER
30 PRINT I * I: REM NUMBER SQUARED
40 FOR J = 1 TO 500: REM DELAY LOOP
50 NEXT J
60 NEXT I
```

One aspect of structured programming is indenting loops so that they are easily seen.

How you program is up to you. There are two general approaches, and each has its passionate advocates:

1. Improvise as you go.
2. Plan everything first.

The recreational programmer tends toward the first style. Type it in, RUN it, "how did *that* happen?" try something else, fix up problems, RUN again, and eventually it works.















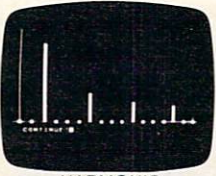




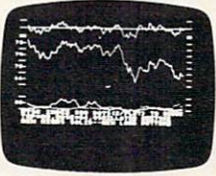


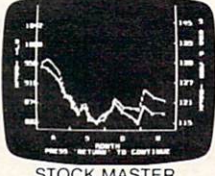












#### The Special Requirements Of Group Programming

Professional programmers work under entirely different conditions. They must communicate with the computer, of course, but they also must communicate with each other. Their programs must meet standards. *Documentation* (explanations of what's going on in a program) must be thorough and clear. Often they work in groups, as part of a programming team. A job is broken down into pieces so that each programmer is writing a subroutine of what will later be linked together to become the main program. Unless things are well coordinated, group programming will be unsuccessful. It would be like an auto factory where each worker made a personal decision about where to drill bolt holes on his piece of a car. When the time came to put it all together, very little would fit.

For somewhat similar reasons, many teachers would favor structured programming. If you had



# It's hard to picture all of DYNACOMP's software

				
GIN RUMMY	SHAPE MAGICIAN	CHESSMASTER	BLACK HOLE	MIDWAY
				
FOURIER ANALYZER	RINGS OF THE EMPIRE	LEM LANDER	STOCKAID	HODGE PODGE
				
FOREST FIRE	QUINTOMINOES	STARBASE 3.2	GO FISH	HARMONIC ANALYZER
				
CHECKERS 3.0	HODGE PODGE	TRIPLE BLOCKARD	CHOMPELO	NYINDEX
				
TEACHER'S AIDE	SPACE TRAP	STOCK MASTER STOCK PLOT	BACCARAT	SUPER SUB CHASE
				
MAIL MASTER	VALDEZ (MAP)	STOCK MASTER STOCK PLOT	GIN RUMMY	SPACE LANES
				
ESCAPE FROM VOLANTIUM	BREAKUP	INTRUDER ALERT	PERSONAL FINANCE SYSTEM	CRYSTALS

TURN TO NEXT PAGE...



# DYNACOMP

## Quality software for\*:

APPLE II Plus  
OSBORNE-1  
NORTH STAR\*\*\*  
ATARI  
PET/CBM

ALTAIR\*\*\*\*  
NEC PC-8000  
TRS-80 (Level II)\*\*  
SUPERBRAIN\*\*\*\*\*  
CP/M Disks/Diskettes  
(M-BASIC/C-BASIC)

## CARD GAMES

**BRIDGE MASTER** (Available for all computers) Price: \$21.95 Diskette  
If you liked DYNACOMP'S BRIDGE 2.0, you will absolutely love BRIDGE MASTER. BRIDGE MASTER is a comprehensive bridge program designed to provide hours of challenging competition. Bidding features include the Blackwood convention, Stayman convention, pre-emptive openings, and recognition of demand bids and jump-shift responses. After playing a specific hand, you may replay the same hand, with the option of switching cards with your computer opponents. This feature allows you to compare your bidding and playing skills to BRIDGE MASTER. Bonuses for game contracts and slams are awarded as in duplicate bridge. Doubled contracts are scored based upon a computer assigned vulnerability. A score card is displayed at the conclusion of each hand. The score card displays a summary of total hands played, total points scored, number of contracts made and set, and % bids made. BRIDGE MASTER is clearly the best computer bridge program available.  
DYNACOMP'S previous BRIDGE 2.0 customers may upgrade to BRIDGE MASTER for a nominal charge of \$5.00 plus postage and handling (see ordering information box).

**BACCARAT** (Atari only) Price: \$18.95 Cassette/\$22.95 Diskette  
This is the European card game which is the favorite of the Monte Carlo jet set. Imagine yourself at the gaming table with 007 to your left and Goldfinger to your right. Learn and play BACCARAT at your leisure on the Atari. Contains full high resolution color graphics and matching sound. Runs in 16K. Requires one joystick.

**GIN RUMMY** (Apple diskette only) Price: \$22.95 Diskette  
This is the best micro computer implementation of GIN RUMMY existing. The computer plays exceptionally well, and the HIRES graphics are superb. What else can be said?

**POKER PARTY** (Available for all computers) Price: \$19.95 Cassette/\$23.95 Diskette  
POKER PARTY is a draw poker simulation based on the book, POKER, by Oswald Jacoby. This is the most comprehensive version available for microcomputers. The party consists of yourself and six other (computer) players. Each of these players (you will get to know them) has a different personality in the form of a varying propensity to bluff or fold under pressure. Practice with POKER PARTY before going to that expensive game tonight! Apple cassette and diskette versions require a 32 K (or larger) Apple II.

**GO FISH** (Available for all computers) Price: \$14.95 Cassette/\$18.95 Diskette  
GO FISH is a classic children's card game. The opponent is a friendly computer with user inputs that are simple enough for small children to easily master. The Apple and Atari versions employ high resolution graphics for the display of hands. A must for children! Runs in 16K.

**BLACKJACK COACH** (32K TRS-80 only) Price: \$29.95 Cassette/\$33.95 Diskette  
BLACKJACK COACH is both a game and an educational tool. With this program you may quantitatively test standard and special playing and betting methods, including the several card count schemes. You can simply play, play with the computer as coach, or statistically test your method under long run automatic play. All the standard player choices are included: insurance, splitting pairs, double downs and surrender (optional). The computer analyzes the technique and provides detailed summary reports which statistically pinpoint the strengths and weaknesses of your play. Don't risk your money at the tables until you have practiced with BLACKJACK COACH!

## THOUGHT PROVOKERS

**MANAGEMENT SIMULATOR** (Available for all computers) Price: \$25.95 Cassette  
\$29.95 Diskette  
This program is both an excellent teaching tool as well as a stimulating intellectual game. Based upon similar games played at graduate business schools, each player or team controls a company which manufactures three products. Each player attempts to outperform his competitors by setting selling prices, production volumes, marketing and design expenditures etc. The most successful firm is the one with the highest stock price when the simulation ends.

**FLIGHT SIMULATOR** (Available for all computers) Price: \$19.95 Cassette/\$23.95 Diskette  
A realistic and extensive mathematical simulation of take-off, flight and landing. The program utilizes aerodynamic equations and the characteristics of a real airfoil. You can practice instrument approaches and navigation using radials and compass headings. The more advanced flyer can also perform loops, half rolls and similar aerobatic maneuvers. Although this program does not employ graphics, it is exciting and very addictive. See the software review in COMPUTRONICS. Runs in 16K Atari.

**VALDEZ** (Available for all computers) Price: \$17.95 Cassette/\$21.95 Diskette  
VALDEZ is a computer simulation of supercarrier navigation in the Prince William Sound/Valdez Narrows region of Alaska. Included in this simulation is a realistic and extensive 256 x 256 element map, portions of which may be viewed using the ship's alphanumeric radar display. The motion of the ship itself is accurately modeled mathematically. The simulation also contains a model for the tidal patterns in the region, as well as other traffic (outgoing tankers and drifting icebergs). Chart your course from the Gulf of Alaska to Valdez Harbor! See the software reviews in 80 Software Critique and Personal Computing.

**BACKGAMMON 2.0** (Available for all computers) Price: \$19.95 Cassette/\$23.95 Diskette  
This program tests your backgammon skills and will also improve your game. A human can compete against a computer or against another human. The computer can even play against itself. Either the human or the computer can double or generate dice rolls. Board positions can be created or saved for replay. BACKGAMMON 2.0 plays in accordance with the official rules of backgammon and is sure to provide many fascinating sessions of backgammon play.

**CHESS MASTER** (North Star and TRS-80 only) Price: \$19.95 Cassette/\$23.95 Diskette  
This complete and very powerful program provides five levels of play. It includes castling, en passant captures and the promotion of pawns. Additionally, it features a pre-set before the start of play, permitting the examination of "book" plays. To maximize execution speed, the program is written in assembly language (by SOFTWARE SPECIALISTS of California). Full graphics are employed in the TRS-80 version, and two widths of alphanumeric display are provided to accommodate North Star users. See review in OnComputing.

**FOREST FIRE!** (Atari only) Price: \$14.95 Cassette/\$18.95 Diskette  
Using excellent graphics and sound effects, this simulation puts you in the middle of a forest fire. Your job is to direct operations to put out the fire while compensating for changes in wind, weather and terrain. Not protecting valuable structures can result in starting penalties. Life-like variables are provided to make FOREST FIRE! very suspenseful and challenging. No two games have the same setting and there are 3 levels of difficulty.

**BLACK HOLE** (Apple only) Price: \$15.95 Cassette/\$19.95 Diskette  
This is an exciting graphical simulation of the problems involved in closely observing a black hole with a space probe. The object is to enter and maintain, for a prescribed time, an orbit close to a small black hole. This is to be achieved without coming so near the anomaly that the tidal stress destroys the probe. Control of the craft is realistically simulated using side jets for rotation and main thrusters for acceleration. This program employs HI-Res graphics and is educational as well as challenging.

**SPACE EVACUATION!** (Available for all computers) Price: \$15.95 Cassette/\$19.95 Diskette  
Can you colonize the galaxy and evacuate the Earth before the sun explodes? Your computer becomes the ship's computer as you explore the universe to relocate millions of people. This simulation is particularly interesting as it combines many of the exciting elements of classic space games with the mystery challenge of ADVENTURE.

**MONARCH** (Atari only) Price: \$14.95 Cassette/\$18.95 Diskette  
NARCH is a fascinating economic simulation requiring you to survive an 8-year term as your nation's leader. You determine the amount of acreage devoted to industrial and agricultural use, how much food to distribute to the populace and how much should be spent on pollution control. You will find that all decisions involve a compromise and that it is not easy to make everyone happy. Runs in 16K Atari.

**CHOMPELO** (Atari only) Price: \$14.95 Cassette/\$18.95 Diskette  
CHOMPELO is really two challenging games in one. One is similar to NIM; you must bite off part of a cookie, but avoid taking the poisoned portion. The other game is the popular board game REVERSI. It fully uses the Atari's graphics capability, and is hard to beat. This package will run on a 16K system.

## AVAILABILITY

DYNACOMP software is supplied with complete documentation containing clear explanations and examples. Unless otherwise specified, all programs will run within 16K program memory space (ATARI requires 24K). Except where noted, programs are available on ATARI, PET, TRS-80 (Level II), NEC and Apple (Apple II) cassette and diskette as well as North Star single density (double density compatible) diskette. Additionally, most programs can be obtained on standard (IBM 3740) single density/double density compatible format 8" CP/M floppy disks for systems running under M-BASIC or C-BASIC (for example, Allow, Xerox 820, Heath/Zenith and many others). 5 1/4" CP/M diskettes are available for the North Star, SuperBrain and Osborne computer systems.

\*ATARI, PET, NORTH STAR, CP/M, IBM, OSBORNE, SUPERBRAIN, NEC PC-8000 and XEROX are registered trademarks and/or trademarks.  
\*\*Except where noted, all TRS-80 Model I software is available on cassette (only) for the TRS-80 Model III. Exceptions: VALDEZ, CRIBBAGE, GRAFIX, CHESSMASTER, TRS-80 diskettes are not supplied with either DOS or BASIC.  
\*\*\*For most North Star disk-based systems.  
\*\*\*\*For Altair systems having Microsoft BASIC.  
\*\*\*\*\*For SUPERBRAIN systems running under M-BASIC or C-BASIC (state which).

## DYNACOMP OFFERS THE FOLLOWING

- Widest variety
- Guaranteed quality
- Fastest delivery
- Friendly service
- Free catalog
- Toll free order phone

## AND MORE...

**STARBASE 3.2** (Available for all computers) Price: \$13.95 Cassette/\$17.95 Diskette  
This is the classic space simulation, but with several new features. For example, the Croylins now shoot at the Invincible without warning while also attacking starbases in other quadrants. The Croylins also attack with both light and heavy cruisers and move when shot at! The situation is hectic when the Invincible is besieged by three heavy cruisers and a starbase S.O.S. is received! The Croylins get even! See the software reviews in A.N.A.L.O.G., 80 Software Critique and Game Merchandising.

**LIL' MEN FROM MARS** (Atari only) Price: \$19.95 Cassette/\$23.95 Diskette  
Defend yourself! The little men from Mars are out to get you if you don't get them first. This is a hilarious high resolution animated graphics (arcade) game which exercises much of the Atari's power. Requires one joystick.

**SPACE TILT** (Apple and Atari only) Price: \$14.95 Cassette/\$18.95 Diskette  
Use the game paddles to tilt the plane of the TV screen to "roll" a ball into a hole in the screen. Sound simple? Not when the hole gets smaller and smaller! A built-in timer allows you to measure your skill against others in this habit-forming action game.

**ESCAPE FROM VOLANTUM** (Atari only) Price: \$15.95 Cassette/\$19.95 Diskette  
Bring the action and excitement of an arcade into your home with ESCAPE FROM VOLANTUM! To escape you must maneuver your space ship around obstacles and laser blast the guardian (without being eaten). If he is killed with a direct shot (not just a leg lopped off), a door opens to the outside. However, the door does not stay open indefinitely. If you fail to escape in time, the door closes and a new guardian appears. Sometimes you can smash through the door by repeatedly chopping away at it. Other times it is impervious. At the higher levels of play more obstacles and guardians appear, adding to the excitement. Uses high resolution graphics and sound. Runs in 16K.

**ALPHA FIGHTER** (Atari only) Price: \$13.95 Cassette/\$19.95 Diskette  
Two excellent graphics and action programs in one! ALPHA FIGHTER requires you to destroy the alien starships passing through your sector of the galaxy. ALPHA BASE is in the path of an alien UFO invasion; let your UFO's get by and the game ends. Both games require the joystick and get progressively more difficult the higher you score. ALPHA FIGHTER will run on 16K systems.

**THE RINGS OF THE EMPIRE** (Atari only) Price: \$14.95 Cassette/\$18.95 Diskette  
The empire has developed a new battle station protected by rotating rings of energy. Each time you blast through the rings and destroy the station, the empire develops a new station with more protective rings. This exciting game runs on 16K systems, employs extensive graphics and sound and can be played by one or two players.

**INTRUDER ALERT** (Atari only) Price: \$15.95 Cassette/\$19.95 Diskette  
This is a fast paced graphics game which places you in the middle of the "Dreadstar" having just stolen his plans. The droids have been alerted and are directed to destroy you at all costs. You must find and enter your ship to escape with the plans. Five levels of difficulty are provided. INTRUDER ALERT requires a joystick and will run on 16K systems.

**MIDWAY** (Atari 32K only) Price: \$14.95 Cassette/\$18.95 Diskette  
MIDWAY is an exciting extension of the game of Battleship. It mixes the challenges of strategy and chance. Your opponent can be another human or the computer. Color graphics and sound are both included. Runs in 16K.

**TRIPLE BLOCKADE** (Atari only) Price: \$14.95 Cassette/\$18.95 Diskette  
TRIPLE BLOCKADE is a two-to-three player graphics and sound action game. It is based on the classic video arcade game which millions have enjoyed. Using the Atari joystick, the object is to direct your blocking line around the screen until you reach your opponent(s). Although the concept is simple, the combined graphics and sound effect lead to "high anxiety".

**GAMES PACK I** (Available for all computers) Price: \$14.95 Cassette/\$18.95 Diskette  
GAMES PACK I contains the classic computer games of BLACKJACK, LUNAR LANDER, CRAPS, HORSESHOE, SWITCH and more. These games have been combined into one large program for ease in loading. They are individually accessed by a convenient menu. This collection is worth the price just for the DYNACOMP version of BLACKJACK.

**GAMES PACK II** (Available for all computers) Price: \$14.95 Cassette/\$18.95 Diskette  
GAMES PACK II includes the games CRAZY EIGHTS, JOTTO, ACEY-DEUCEY, LIFE, WUMPUIS and others. As with GAMES PACK I, all the games are loaded as one program and are accessed from a menu. You will particularly enjoy DYNACOMP's version of CRAZY EIGHTS.  
Why pay \$7.95 or more per program when you can buy a DYNACOMP collection for just \$10.95!

**MOON PROBE** (Available for all computers) Price: \$12.95 Cassette/\$16.95 Diskette  
This is an extremely challenging "lunar lander" program. The user must drop from orbit to land on a predetermined target on the moon's surface. You control the thrust and orientation of your craft plus direct the rate of descent and approach angle. Runs in 16K Atari.

**SPACE TRAP** (Atari only, 16K) Price: \$14.95 Cassette/\$18.95 Diskette  
This galactic "shoot'em up" arcade game places you near a black hole. You control your spacecraft using the joystick and attempt to blast as many of the alien ships as possible before the black hole closes about you.

**CHIRP INVADERS** (PET/CBM only) Price: \$14.95 Cassette/\$18.95 Diskette  
CHIRP INVADERS is an addictive game using action graphics. A Federation space station must be reached before the Chirps conquer the Earth. Stationary obstacles, moving meteors, and the attacking Chirps must all be avoided for a successful journey. Good luck. 40 column PET/CBM only.

**SUPER SUB CHASE** (Atari only) Price: \$19.95 Cassette/\$23.95 Diskette  
SUPER SUB CHASE simulates a search and destroy mission. Set your course and keep an eye on the sonar readings as you hunt for the hidden submarine. Set the depth, charge explosion depth and watch them sink towards the sub. This is an addictive game which takes advantage of the Atari's graphics and sound capabilities. One or two players. Joystick(s) required.

## ADVENTURE

**CRANSTON MANOR ADVENTURE** (North Star, SuperBrain and CP/M only) Price: \$19.95 Diskette  
At last! A comprehensive Adventure game for North Star and CP/M systems. CRANSTON MANOR ADVENTURE takes you into mysterious CRANSTON MANOR where you attempt to gather fabulous treasures. Lurking in the manor are wild animals and robots who will not give up the treasures without a fight. The number of rooms is greater and the associated descriptions are much more elaborate than the current popular series of Adventure programs, making this game the top in its class. Play can be stopped at any time and the status stored on diskette. Not available in 5 1/4" CP/M format.

**GUMBALL RALLY ADVENTURE** (North Star only, 48K) Price: \$21.95 Diskette  
Take part in this outlaw race from the east coast to the west coast. The goal is to find your way to the finish line while maintaining the highest possible speed. You may choose one of five cars available at the garage. The choice will affect your speed and range. Remember to take spare parts and don't get caught speeding!

**UNCLE HARRY'S WILL** (North Star only, 40K) Price: \$24.95 Diskette  
Uncle Harry has died and has left you everything. However, he has neglected to mention where everything is! Instead, his will consists of a poem which contains clues. You will have to travel all over the United States both by car and on foot to solve the puzzle, and there are over 300 locations to probe. Be careful and watch out for red herrings!

## TYPE 'N' TALK

DYNACOMP is now distributing the new and revolutionary TYPE-'N'-TALK™ (TNT) speech synthesizer from Votrax. Simply connect TNT to your computer's serial interface, enter text from the keyboard and hear the words spoken. TNT is the easiest-to-program speech synthesizer on the market. It uses the least amount of memory and provides the most flexible vocabulary available anywhere.

TYPE-'N'-TALK List price \$375. DYNACOMP's price \$319.95 plus \$5.00 for shipping and handling.

**TALK TO ME** (TNT Atari only, 24K) Price: \$14.95 Cassette/\$18.95 Diskette  
This program presents a superb tutorial on speech synthesis using the Atari 800 and TYPE-'N'-TALK™. TALK TO ME will illustrate normal word generation as well as phoneme generation. The documentation includes many helpful programming tips. TALK TO ME has been demonstrated on network (CBS) TV!  
OTHER TNT PROGRAMS: MOON PROBE, TNT, CHOMPELO, TNT

## MISCELLANEOUS

**CRYSTALS** (Atari only) Price: \$14.95 Cassette/\$18.95 Diskette  
A unique algorithm randomly produces fascinating graphics displays accompanied with tones which vary as the patterns are built. No two patterns are the same, and the combined effect of the sound and graphics are mesmerizing. CRYSTALS has been used in local stores to demonstrate the sound and color features of the Atari. Runs in 16K Atari.

**NORTH STAR SOFTWARE EXCHANGE (NSSE) LIBRARY**  
DYNACOMP now distributes the 23 volume NSSE library. These diskettes each contain many programs and offer an outstanding value for the purchase price. They should be part of every North Star user's collection. Call or write DYNACOMP for details regarding the contents of the NSSE collection.  
Price: \$9.95 each, \$8.95 each (4 or more).  
The complete collection may be purchased for \$159.95.

5 1/4" DISKETTES (soft sector/ten sector) Price: \$39.95/20 Diskettes  
As you might imagine, DYNACOMP purchases diskettes in large quantities and at wholesale prices. We want to pass the savings along to you!



## BUSINESS and UTILITIES

- MAILMASTER (Atari diskette only)** Price: \$39.95 Diskette  
MAILMASTER is a very versatile software package for managing and manipulating mail lists and mini data bases. Each disk can hold over 600 customer entries containing name, address, 38 letter key words and a phone number. The display is marked so that entries may be made and edited with ease. The status (e.g., disk space left, options, etc.) is shown at all times. Labels may be printed 1, 2 or 3 up, and all sorting (zip code and alphabetic) is performed by a fast machine language program.
- PERSONAL FINANCE SYSTEM (Available for all computers)** Price: \$39.95 Diskette  
PFS is a single diskette, menu-oriented system composed of ten different programs. Besides recording your expenses and tax deductible items, PFS will sort and summarize expenses by payer, and display information on expenditures by any of 26 user defined codes by month or by payer. PFS will even produce monthly bar graphs of your expenses by category! This powerful package requires only one disk drive, minimum memory (24K Atari, 32K North Star) and will store up to 600 records per disk (and over 1000 records per disk by making a few simple changes to the program). You can record checks plus cash expenses so that you can finally see where your money goes and eliminate guesswork and tedious hand calculations. Contains high speed machine language sort. PFS has been demonstrated on network (CBS) TV!
- FAMILY BUDGET (Apple and Atari only)** Price: \$34.95 Diskette  
FAMILY BUDGET is a very convenient financial record-keeping program. You will be able to keep track of cash and credit expenditures as well as income on a daily basis. You can record tax deductible items and charitable donations. FAMILY BUDGET also provides a continuous record of all credit transactions. You can make daily cash and charge entries to any of 21 different expense accounts as well as to payroll and tax accounts. Data are easily retrieved giving the user complete control over an otherwise complicated (and unorganized!) subject.
- INTELINK (Atari only)** Price: \$49.95 Diskette  
This software package contains a menu-driven collection of programs for facilitating efficient two-way communications through a full duplex modem (required for use). In one mode of operation you may connect to a data service (e.g., The SOURCE or MicroNet) and quickly load data such as stock quotations onto your diskette for later viewing. This greatly reduces "connect time" and thus the service charge. You may also record the complete contents of a communications session. Additionally, programs written in BASIC, FORTRAN, etc. may be built off-line using the support text editor and later "up-loaded" to another computer, making the Atari a very smart terminal. Even Atari BASIC programs may be uploaded. Further, a command file may be built off-line and used later as controlling input for a time-share system. Thus, you can set up your sequence of time-share commands and programs, and the Atari will transmit them as needed, batch processing. All this adds up to saving both connect time and your time.
- PAYFIVE (Apple II plus diskette, two drives required)** Price: \$149.95  
This is an enormously flexible employee payroll system with extraordinarily good human engineering features. PAYFIVE prints checks and compiles the required federal, state and local forms for up to 148 employees. The pay methods may be hourly, salary, commission or any combination. There are multiple options for pay periods, and they also can be used in any combination. PAYFIVE includes many other features and comes extremely well documented with a 200 page manual. The manual may be purchased separately for \$30, and that payment later applied to the software purchase.
- SHOPPING LIST (Atari only)** Price: \$12.95 Cassette/\$16.95 Diskette  
SHOPPING LIST stores information on items you purchase at the supermarket. Before going shopping, it will remind you of all the things you might need, and then display (or optionally print) your shopping list and the total cost. Adding, deleting, changing and storing data is very easy. Runs with 16K.
- TAX OPTIMIZER (Available for all computers)** Price: \$59.95 Diskette  
The TAX OPTIMIZER is an easy-to-use, menu oriented software package which provides a convenient means for analyzing various income tax strategies. The program is designed to provide a quick and easy data entry. Income tax is computed by all tax methods (regular, income averaging, maximum and alternate minimum tax). The user may immediately observe the tax effect of critical financial decisions. TAX OPTIMIZER has been thoroughly field tested in CPA offices and comes complete with the current tax tables in its data files. TAX OPTIMIZER is tax deductible!
- UTIL (Apple only, 48K)** Price: \$19.95 Diskette  
UTIL is a disk oriented utility system which permits examining and changing of the contents of DOS 3.2 and 3.3 diskettes at the bit (table or byte) level. With UTIL you can easily examine the contents of a diskette sector by sector, restructure the sector pointers, reallocate sectors (e.g., bad sectors may be "hidden"), and perform many other sophisticated operations. For the experienced programmer.
- TURKEY AND MENU (Atari only)** Price: \$17.95 Diskette  
TURKEY is a utility program which allows you to create autoboot/autorun diskettes easily. Simply load and run TURKEY. Load the program diskette to be modified, and answer the questions! The TURKEY diskette also comes with DOS 2.0 and includes another program, MENU. MENU lists the contents of your diskette alphabetically, and permits the running of any BASIC program on the diskette by typing a single key. TURKEY and MENU provide you with the ability to run any program on your diskette by simply turning on the computer and pressing a single key.
- STOCKAID (Atari only)** Price: \$29.95 Diskette  
STOCKAID provides a powerful set of tools for stock market analysis. With STOCKAID you can display point and figure charts, as well as bar charts with oscillators. You can also examine long term moving averages and on-balance volume features. STOCKAID allows you to input daily data with a single diskette storage capability of 239 days x 16 stocks. Included are stock dividend and split adjustment capabilities. A very professional package!
- SHAPE MAGICIAN (Apple II, 48K, diskette only)** Price: \$29.95  
At last! An utility for painlessly creating graphics shapes for the Apple. Create, edit and save up to 10 shapes which can then be used to develop arcade games or to simply enhance your programs. Add that professional touch!

## EDUCATION

- HODGE PODGE (Apple 48K and Atari diskette only)** Price: \$14.95 Cassette/\$18.95 Diskette  
Let HODGE PODGE be your child's teacher. Pressing any key on your Apple will result in a different and intriguing "happening" related to the letter or number of the chosen key. The program's graphics, color and sound are a delight for children from ages 1 1/2 to 7. HODGE PODGE is a non-stimulating teaching device which brings a new dimension to the use of computers in education. See the excellent reviews of this very popular program in INFOWORLD and SOFTALK.
- TEACHERS' AIDE (Atari only)** Price: \$13.95 Cassette/\$17.95 Diskette  
TEACHERS' AIDE consists of three basic modules contained in one program. The first module provides addition and subtraction exercises of varying levels of difficulty. The second module consists of multiplication problems in which the student may be tested both on the final answer and/or on the subtotal answers in the long hand procedure. Several levels of complexity are provided here as well. The third module consists of division problems; one particularly nice feature of the division module is that the long hand division steps can be displayed along with the remainder in order to clearly demonstrate the procedure by which the remainder is derived. Using TEACHERS' AIDE is not merely a drill, but rather a learning experience.
- PHARMACOLOGY UPDATE (PET only)** Price: \$169.95 Cassette/\$149.95 Diskette  
This is DYNACOMP's first educational software entry for the medical profession (more are coming!). PHARMACOLOGY UPDATE was written by a R.N., as a masters project, with the aid of a practicing pharmacist and an electronics instructor. This package comes in two parts. The first part is a 200 page manual which is divided into 11 sections. Each of these sections provides both concise information and probing questions. The second part consists of 11 programs that are keyed to the text and which test the degree of your understanding of the text material. This package has great educational value for the beginning student as well as the professional interested in an efficient way to review and update his or her knowledge. Available on cassettes (11) or diskette.
- TEACHER'S GRADEBOOK (Apple 48K dual/single drive)** Price: \$49.95 Diskette  
TEACHER'S GRADEBOOK is a complete password protected record-keeping system for the classroom. It supports up to nine users, and each user may have data for up to nine classes on one disk (with up to 90 students per class). Typical information which can be entered, edited and processed includes rosters, absences and grades. Summary reports may be displayed (on the screen) or printed in various ways, with automatic weighted averaging and conversion to letter grades. This system has been tested ("goof-proofed") in the class environment and is both well-written and well-documented.

## ORDERING INFORMATION

All orders are processed and shipped within 48 hours. Please enclose payment with order and include the appropriate computer information. If paying by VISA or Master Card, include all numbers on card. Purchase orders accepted.

**Shipping and Handling Charges**  
Within North America: Add \$2.00  
Outside North America: Add 15% (Air Mail)

**Quantity Discounts**

Deduct 10% when ordering 3 or more programs; 20% when ordering 5 or more. Dealer discount schedules available upon request.

**8" CP/M Disks**  
Add \$2.50 to the listed diskette price for each 8" floppy disk (IBM soft sector CP/M format). Programs run under Microsoft MBASIC or BASIC-80.

**5 1/4" CP/M Disks**  
All software available on 8" CP/M disks is also available on 5 1/4" disks, North Star and Osborne format.

Ask for DYNACOMP programs at your local software dealer. Write for detailed descriptions of these and other programs from DYNACOMP.

## DYNACOMP, Inc. (Dept. E)

1427 Monroe Avenue  
Rochester, New York 14618  
24 hour message and order phone: (716) 442-8731  
Toll free order phones: (800) 828-6772  
(800) 828-6773  
Office phone (9AM-5PM EST): (716) 442-8960

New York State residents please add 7% NYS sales tax.



## STATISTICS and ENGINEERING

- DIGITAL FILTER (Available for all computers)** Price: \$39.95 Cassette/\$43.95 Diskette  
DIGITAL FILTER is a comprehensive data processing program which permits the user to design his own filter function or choose from a menu of filter forms. In the explicit design mode the shape of the frequency transfer function is specified by directly entering the desired filter form. In the menu mode, ideal low pass, high pass and bandpass filters may be approximated to varying degrees according to the number of points used in the calculation. These filters may optionally also be smoothed with a Hanning function. In addition, multi-stage Butterworth filters may be selected. Features of DIGITAL FILTER include plotting of the data before and after filtering, as well as display of the chosen filter functions. Also included are convenient data storage, retrieval and editing procedures.
- DATA SMOOTHER (Not available for Atari)** Price: \$19.95 Cassette/\$23.95 Diskette  
This special data smoothing program may be used to rapidly derive useful information from noisy business and engineering data which are equally spaced. The software features choice in degree and range of fit, as well as smoothed first and second derivative calculation. Also included is automatic plotting of the input data and smoothed results.
- FOURIER ANALYZER (Available for all computers)** Price: \$19.95 Cassette/\$23.95 Diskette  
Use this program to examine the frequency spectra of limited duration signals. The program features automatic scaling and plotting of the input data and results. Practical applications include the analysis of complicated patterns in such fields as electronics, communications and business.
- TFA (Transfer Function Analyzer)** Price: \$19.95 Cassette/\$23.95 Diskette  
This is a special software package which may be used to evaluate the transfer functions of systems such as hi-fi amplifiers and filters by examining their response to pulsed inputs. TFA is a major modification of FOURIER ANALYZER and contains an engineering-oriented decibel versus log-frequency plot as well as data editing features. Whereas FOURIER ANALYZER is designed for educational and scientific use, TFA is an engineering tool. Available for all computers.
- HARMONIC ANALYZER (Available for all computers)** Price: \$24.95 Cassette/\$28.95 Diskette  
HARMONIC ANALYZER was designed for the spectrum analysis of repetitive waveforms. Features include data file generation, editing and storage/retrieval as well as data and spectrum plotting. One particularly unique facility is that the input data need not be equally spaced or in order. The original data is sorted and a cubic spline interpolation is used to create the data file required by the FFT algorithm.
- FOURIER ANALYZER, TFA and HARMONIC ANALYZER may be purchased together for a combined price of \$51.95 (three cassettes) and \$63.95 (three diskettes).**
- REGRESSION I (Available for all computers)** Price: \$19.95 Cassette/\$23.95 Diskette  
REGRESSION I is a unique and exceptionally versatile one-dimensional least squares "polynomial" curve fitting program. Features include very high accuracy; an automatic degree determination option; an extensive internal library of fitting functions; data editing; automatic data, curve and residual plotting; a statistical analysis (log: standard deviation, correlation coefficient, etc.) and much more. In addition, new fits may be tried without reentering the data. REGRESSION I is certainly the cornerstone program in any data analysis software library.
- REGRESSION II (Available for all computers)** Price: \$19.95 Cassette/\$23.95 Diskette  
PARAFIT is designed to handle those cases in which the parameters are embedded (possibly nonlinearly) in the fitting function. The user simply inserts the functional form, including the parameters (A11, A12, etc.) as one or more BASIC statement lines. Data, results and residuals may be manipulated and plotted as with REGRESSION I. Use REGRESSION I for polynomial fitting, and PARAFIT for those complicated functions.
- MULTILINEAR REGRESSION (MLR) (Available for all computers)** Price: \$24.95 Cassette/\$28.95 Diskette  
MLR is a professional software package for analyzing data sets containing two or more linearly independent variables. Besides performing the basic regression calculation, this program also provides easy to use data entry, storage, retrieval and editing functions. In addition, the user may interrogate the solution by supplying values for the independent variables. The number of variables and data size is limited only by the available memory.
- REGRESSION I, II and MULTILINEAR REGRESSION may be purchased together for \$51.95 (three cassettes) or \$63.95 (three diskettes).**
- ANOVA (Not available on Atari cassette or for PET/CBM)** Price: \$39.95 Cassette/\$43.95 Diskette  
In the past the ANOVA (analysis of variance) procedure has been limited to the large mainframe computers. Now DYNACOMP has brought the power of this method to small systems. For those conversant with ANOVA, the DYNACOMP software package includes the 1-way, 2-way and N-way procedures. Also provided are the Yates 2k-P factorial designs. For those unfamiliar with ANOVA, do not worry. The accompanying documentation was written in a tutorial fashion (by a professor in the subject) and serves as an excellent introduction to the subject. Accompanying ANOVA is a support program for building the data base. Included are several convenient features including data editing, deleting and appending.
- BASIC SCIENTIFIC SUBROUTINES, Volumes 1 and 2 (Not available for Atari)**  
DYNACOMP is the exclusive distributor for the software keyed to the popular text *BASIC SCIENTIFIC SUBROUTINES*, Volumes 1 and 2 by Rudolph S. Steiglitz, published by Prentice-Hall. These subroutines are available in cassette and according to chapter. Included with each collection is a menu program which selects and demonstrates each subroutine.
- Volume 1**  
Collection #1: Chapters 2 and 3 - Data and function plotting; complex variables and functions.  
Collection #2: Chapter 4 - Extended matrix and vector operations.  
Collection #3: Chapters 5 and 6 - Random number generators (Poisson, Gaussian, etc.); series approximations.  
Price per collection: \$16.95 Cassette/\$20.95 Diskette  
All three collections are available for \$44.95 (three cassettes) and \$53.95 (three diskettes).
- Volume 2**  
Collection #1: Chapter 1 - Linear, polynomial, multidimensional, parametric least squares.  
Collection #2: Chapter 2 - Series approximation techniques (economization, inversion, reversion, shifting, etc.).  
Collection #3: Chapter 3 - Functional approximations by iteration and recursion.  
Collection #4: Chapter 4 -CORDIC approximations to trigonometric, hyperbolic, exponential and logarithmic functions.  
Collection #5: Chapter 5 - Table interpolation, differentiation and integration (Newton, LaGrange, splines).  
Collection #6: Chapter 6 - Methods for finding the real roots of functions.  
Collection #7: Chapter 7 - Methods for finding the complex roots of functions.  
Collection #8: Chapter 8 - Optimization by steepest descent.  
Price per collection: \$14.95 Cassette/\$18.95 Diskette.  
All eight collections are available for \$99.95 (eight cassettes) and \$129.95 (eight diskettes).  
Because the texts are a vital part of the documentation, *BASIC SCIENTIFIC SUBROUTINES, Volumes 1 and 2* are available from DYNACOMP.
- BASIC SCIENTIFIC SUBROUTINES, Vol 1 (319 pages): \$19.95 + 75¢ postage**  
**BASIC SCIENTIFIC SUBROUTINES, Vol 2 (790 pages): \$23.95 + \$1.50 postage**  
See reviews in KILOBAUD and Dr. Dobbs.
- SOFTNET (Apple II, 48K, diskette only)** Price: \$129.95  
SOFTNET may be used to create models of liquid pipeline systems to evaluate their flow performance. Up to 150 nodes with up to 150 connecting elements may be simulated, and models may be combined to form yet larger models. If you are involved in water distribution systems, chemical fluid flow problems, building plumbing, or similar situations, this is an ideal analysis tool.
- MATCHNET (TRS-80 only)** Price: \$19.95 Cassette/\$23.95 Diskette  
It often takes days to iteratively optimize an L, P1 or T matching network for a particular application. Take a few minutes with MATCHNET and you will have the Q, frequency, maximum and reflection coefficients for any of twelve matching networks. You input the source and load impedance and MATCHNET calculates the R, C, (and L) values and plots (and/or prints) the frequency response and reflection coefficients for each configuration. The reviewer of this program remembers when he used to do this by hand and loves MATCHNET!
- ACTIVE CIRCUIT ANALYSIS (ACAP) (48K Apple only)** Price: \$35.95 Cassette/\$39.95 Diskette  
With ACAP you may analyze the response of an active or passive component circuit. The circuit may be probed at equal steps in frequency, and the resulting complex voltages at each component junction examined; the frequency response of a filter or amplifier may be completely determined, as well as both amplitude and phase. In addition, ACAP prints a statistical analysis of the range of voltage responses which result from tolerance variations in the components. ACAP is easy to learn or use. Circuit descriptions may be saved onto cassette or diskette to be recalled at a later time for execution or editing. ACAP should be part of every circuit designer's program library.
- LOGIC SIMULATOR (Apple only; 48K RAM)** Price: \$35.95 Cassette/\$39.95 Diskette  
Test your complicated digital logic design with respect to given set of inputs to determine how well the circuit will operate. The elements which may be simulated include multiple input AND, OR, NOR, EXOR, EXNOR and NAND gates, as well as inverters, J-K and D flip-flops, and one-shots. Inputs may be clocked in with varying clock cycle lengths; displacements and delays may be introduced to probe for glitches and race conditions. A timing diagram for any given set of nodes may be plotted using HIRES graphics. Save your breadboarding until the circuit is checked by LOGIC SIMULATOR.
- NUMBERCRUNCHER (TRS-80 only)** Price: \$69.95 Cassette/\$73.95 Diskette  
This program is the most complete numerical analysis system available for the TRS-80. It can handle up to 255 data sets, each with a six character name. It includes complete data editing facilities and convenient data input/output capability. The analyses available are multiple linear regression and correlation determination of residuals, data transformations and descriptive graphics generation, including axis naming, and more. The supporting documentation is extremely well written and well organized, and includes appendices which describe the numerical procedures used in the program.
- STATSORT (TRS-80 only)** Price: \$39.95 Cassette/\$43.95 Diskette  
STATSORT consists of several menu selected programs which allow the user to create (build, edit, merge), format and print files, (machine) sort them on any field, and numerically analyze (maximum, minimum, average, variance, standard deviation) tabular data. STATSORT is well documented and easy to use. The cassette version can also be employed to create a data type which can be read by the Radio Shack Advanced Statistical Package.
- STATTEST (Not available on Atari cassette or for PET/CBM)** Price: \$19.95 Cassette/\$23.95 Diskette  
This is a statistical inference package which helps you make wise decisions in the face of uncertainty. In this program you can build and edit data files and test the differences in means, variances and proportions. STATTEST will also perform data analysis as well as do linear correlation and regression. This menu-driven statistical workshop is rounded out with a chi-square contingency test and a (uniform and normal) random sample generator. The documentation is written by a college professor who guides you through the various tests.

## ABOUT DYNACOMP

DYNACOMP is a leading distributor of small system software with sales spanning the world (currently in excess of 50 countries). During the past three years we have greatly enlarged the DYNACOMP product line, but have maintained and improved our high level of quality and customer support. The achievement in quality is apparent from our many repeat customers and the software reviews in such publications as COMPUTRONICS, 80 Software Critique, A.N.A.L.O.G., Software, Creative Computing and KiloBaud. DYNACOMP software has also been chosen for demonstration on network television. Our customer support is as close as your phone. It is always friendly. The staff is highly trained and always willing to discuss products or give advice.



to grade twenty programming solutions, your task would be easier if all the students' programs were following general rules and were easy to understand. If a student program is extensively commented with REM statements, if all the subroutines are clearly identified, if the "flow" (the path of execution) of the program is straightforward and obvious — the program can be more easily analyzed and evaluated.

Also, students who are first learning to program might find that the additional, formal rules of structured programming aid them in grasping the elements of programming. On the other hand, other students might find the same rules cumbersome, an unnecessary burden. Because programming is both a science and an art — it could be taught either way. Some students might profit from comprehensive "laws" which must be followed; others might need the creative freedom of the artist with "rules" kept to a minimum.

### It's Your Decision

Clearly, this distinction between the improvisational and pre-planned programming styles is somewhat

artificial. All programming involves *some* rules which must be followed if the program is to work correctly. The heart of this issue is deciding how many rules, how much formality is useful. Certainly, those special situations involving group programming, such as the classroom or professional programming teams, are operating under special constraints which require special rules.

For the rest of us, the benefits, if any, of the various structured programming notions must be determined on a personal basis. If indenting your loops helps you in some way, by all means do it. If you need heavy REMarking, REM liberally. If you think using GOTO is perilous, avoid it. Your personal style will evolve, and you will naturally use what you find useful and discard what you find unnecessary.

But be wary of the idea that structured programming (or any other "solution" to programming tasks) is a cure-all. As Raeto West points out in his book, *Programming the PET/CBM*, "...the sad fact is that any complex program will remain complex in whatever way it is written down." ©



# CALL FOR THE BEST PRICE.

## 800-343-1078

[in Mass. (617) 961-2400]



Atari 400 illustrated.

Remember, P.R.I.C.E. will beat any legitimate offer on in-stock items.

Just pick up the phone, dial our toll-free number, and ask for P.R.I.C.E. quotes. (Or ask us to mail you our P.R.I.C.E. list.)

P.R.I.C.E. is what you want.

Call P.R.I.C.E. for big savings on home computers, video cassette recorders, car stereo, home stereo, portable radios and tape recorders, telephone answering machines, video games, tapes, and movies.

Commodore VIC 20 home computer	\$249.00
Commodore 1211 super expander	\$52.00
Commodore programmers reference guide for VIC 20	\$15.95
Commodore 1901 Avenger game cartridge for VIC 20	\$22.50
Commodore 1111 16K memory expander cartridge for VIC 20	\$97.50
Computer Software Assoc. Ultra Simon game cartridge for VIC 20	\$6.95
Commodore 1530 datassette	\$68.00
Atari 400 home computer	\$289.00
Atari 410 program recorder	\$75.00
Atari 4011 Star Raiders game cartridge	\$40.00
Atari 4022 Pac-Man game cartridge	\$38.00
Atari CX483 Programmer kit	\$56.00

Call For Peripherals And Programs  
Prices subject to change after 8/31/82

# P.R.I.C.E.

67 Teed Drive, COM0882, Randolph, MA 02368

Hours: 9 to 9 Mon-Fri.  
10 to 5 Sat.




67 Teed Drive, COM0882, Randolph, MA 02368

## STATISTICS FOR RESEARCHERS

### R-STAT

Friendly, easy to use, well documented.

#### INCLUDES:

- Database with transformations
- ANOVA N - way
- Analysis of COvariance One - way
- Stepwise Multiple Regression (with Ridge-regression)
- Univariate Statistics
- Multiple range tests
- Crosstabs
- t - tests
- Graphics
- Menu-driven

DISKETTE & MANUALS **\$350<sup>00</sup>**

Specify 8K, At, or Microsoft

#### ATARI® DOS II

For a FREE Brochure or further information please call or write.

# DSC

P.O. BOX 1035  
CO: CENTRALIA, WA 98531  
(206) 736-3240

VISA & MASTERCHARGE ACCEPTED



*This personal budget program is designed for the Atari with 16K and a cassette recorder or Commodore PET. To adapt the program to Apple or VIC, see the accompanying notes.*

# Household Budget Manager

Richard Kalagher  
Vienna, VA

This program will allow you to enter and store all of your household check and credit card expenditures. You can allocate these expenditures to budget categories that you define, review selected portions of your expenditures, perform searches, and calculate sales tax. And you don't need a disk drive to save the data! All data automatically becomes part of your program, which you save on cassette at the end of each session.

When I first tried to write a cassette based data storage system, I found that storing and reading data from the tape was not only somewhat unreliable, but painfully slow. However, Bruce Frumker's article in **COMPUTE!**, August, 1981, #15, solved the problem. By using the "dynamic keyboard" technique, this program stores any data you enter as part of the program. You just need to SAVE the program on cassette after each use. And you will find that the program will run faster than a disk based system.

In order to save memory for data, there are not many REM statements in the program. Lines 8-113 initialize the program variables and fill the array P with the values in the DATA statements on lines 200-230. (You could put thirty zeros separated by commas on line 200 to save typing, the first time you run the program.)

Array P contains all of the saved balances. P(0) is the line number (minus 10000) where the next set of data will be written. P(1) through P(26) contains the balances in your budget categories. The index corresponds to the letter of the alphabet. For example, if you have a category called "Insurance," its balance is contained in P(9) since I is the 9th letter of the alphabet. You could, for example, increase the balance by \$100.00 (if you made a mistake) by hitting BREAK after the main menu is

displayed, typing in P(9) = P(9) + 100.00, hitting RETURN, typing CONT, and hitting RETURN again to start the program running. P(27) is your checkbook balance, P(28) the last month, P(29) the last day, and P(30) the Unallocated Deposits (explained later). Line 232 contains the current year which you should change each year.

Lines 999-1999 contain the main menu. Line 1155 sends the program to a given subroutine. You should be able to determine how each subroutine works by studying the code and the descriptions below of what each option is used for. Just remember that most decisions are based on the ATASCII code of the first character of a given string.

The budget system is simple and straightforward. First you decide on the budget categories you would like (e.g., Household, Automobiles, Savings, etc.) When you write a check, the computer will subtract the amount from the budget category and from your checkbook balance. When you make a purchase with a credit card, the computer will again subtract the amount from the budget category, but it will add the same amount to a credit card escrow category. When you pay your credit card bill, the amount will be subtracted from the credit card escrow category. In addition, you can search for and display the information in many different ways.

## Setting Up Your Budget Categories

You must select your budget categories and the names of your credit card escrow accounts. There are two restrictions:

1. You can have a total of 26 categories.
2. The names of each category must start with a different uppercase letter.

For example, you cannot have "Mastercard" and "Medical" but you could have "Doctors and Dentists" and "Mastercard." I recommend that you use a small number of budget categories (i.e., 8-15). For example, I include my mortgage payment, utilities, and major house repairs in one category called "Utilities" – but the choice is yours.

Similarly, you can have a separate escrow account for each credit card or you could lump them all into one category called "Credit Card Escrow." Again, the choice is yours.

The DATA statements in lines 9000-9500 contain the names of the budget categories. You can use these or make up your own using the above restrictions (remember to begin with an uppercase letter). The order of the categories is not important (unless you want them in a particular order). Be sure the last statement is

9500 DATA END



To Order Call Toll-Free  
800-424-2738



ATARI®

the  
**PROGRAM  
STORE™**



**MOUSKATTACK**

From On-Line by John Harris

You are Larry Bain, ace plumber, trying desperately to finish installing a pipe through the dangerous corridors of Rat Alley, before the legendary man-eating rodents can stop you! The last plumber that entered disappeared without a trace, so be careful!

48K Disk, ~~\$34.95~~ *Save 20%!*  
Now Thru Sep. 1 You Pay Just **\$27.96**



**PACIFIC  
COAST  
HIGHWAY**

From DataSoft by Ron Rosen

Fast-action game with good graphics. You must try to cross the Highway without getting hit by the rush hour traffic. Once across the highway, you must leap from boats to rafts to cross the Pacific Ocean. One added challenge: you're a *tortoise!*

16K Tape or Disk, ~~\$29.95~~ *Save 20%!*  
Now Thru Sep. 1 You Pay Just **\$23.96**



**CANYON  
CLIMBER**

From DataSoft by Tim Ferris

Great outdoor adventure! You're at the bottom of the Grand Canyon, trying to scale the world's toughest wall. If that's not enough of a problem, there are three challenges to face along the way: angry sheep, threatening Indians and attacking birds. Action-packed game you'll really enjoy.

16K Tape or Disk, ~~\$29.95~~ *Save 20%!*  
Now Thru Sep. 1 You Pay Just **\$23.96**



**SLIME**

From Synapse by Mike Hales

Large drops of "Slime" fall from the sky onto your ships. If *one drop* hits your ship, it will sink. Use the triangular diverters to aim Slime into buckets on the sides of the screen. If Slime falls into the ocean, the level of the ocean rises. When the ocean reaches the top of the screen, the game is over, and your score is calculated. One-player game with excellent graphics.

16K Tape or Disk, **\$29.95**



**NAUTILUS**

From Synapse by Mike Potter

Two-player interaction combat game: the underwater cities and their destroyers against the helicopters and submarines. The helicopters bomb the ships; the subs fire torpedoes at the cities and surface to fire at the destroyers. The destroyers fire at the helicopters and drop depth charges on the subs. They can also lower men into the ocean to rebuild cities hit by torpedoes. Top and bottom halves of screen scroll separately for maximum field of play. Great graphics.

16K Tape or Disk, **\$29.95**




**DOMINOES  
AND CRIBBAGE**

From Creative Computing Software

Challenge your computer to a game of draw Dominoes. You can repeat or alternate draws, but you have a pretty tough opponent who knows all the rules! Or, can you beat the computer in Cribbage, and be the first to peg twice around the board? An exciting challenge with graphic display of board and cards.

16K Tape or Disk, **\$19.95**



**ULYSSES AND  
THE GOLDEN FLEECE**

From On-Line by Bob Davis & Ken Williams

The setting is ancient Greece, and you are Ulysses. The king has assigned you the task of retrieving the Golden Fleece, kept from men for many years under the protection of the gods. On your journey, you will encounter the song of the Sirens; one-eyed Cyclops; and the famous winged horse, Pegasus. Ulysses is known as the most daring and skilled seaman of all time... it's up to you to prove it!

40K Disk, **\$39.95**



**CROSSFIRE**

The aliens have taken over the city and everyone left peacefully—except you. You are surrounded by the laser firing hordes. In this exciting arcade game your chances of survival are slim, but you can make it—if you don't get caught in the crossfire!

16K Tape or 48K Disk, **\$29.95**



**WARLOCK'S REVENGE**

From Synergistic Software by Butch Greathouse

You're leading a group of adventurers into the evil warlock's underground empire to recover the treasures he has stolen. Your party includes a cleric, a thief, a gladiator, a strongman, a magician, a wizard and an elf. You must select the best character to lead each part of the adventure, as each has special powers and abilities you may need to gain your objective. Good luck, and watch out for the Torkies!

40K Disk, **\$34.95**



**CONTROLLER**

From Microcomputer Games (Avalon Hill)

You are the air traffic controller who must make quick decisions... or you might cause a mid-air crash and lose hundreds of lives! All actions are in REAL TIME—aircraft will maneuver, use fuel and respond to your commands as a real plane would—the computer won't wait for you. Aircraft are plotted on realistic "radar scope." Heading, velocity and altitude displayed on separate chart. Select up to 8 planes; choose from 3 types with 3 levels of difficulty.

40K Disk, **\$29.95**



**CAVERNS  
OF MARS**

By Greg Christensen from APEX

An award-winning arcade game that will challenge your skill for many, many plays. You command the fighter Helicon VII on a mission to invade the Martian high command. The headquarters are located deep in the caverns, so you must descend through radar, rockets, laser gates, and space mines to reach your destination. Once there, you activate the fusion bomb and try to get out before it detonates. Good luck! Joystick required.

16K Tape, **\$29.95** 16K Disk, **\$37.95**

Visit our other stores: Seven Corners Center, Falls Church, VA • W. Bell Plaza, 6600 Security Blvd., Baltimore, MD  
Coming Soon to Columbus, Ohio



For Information Call  
202-363-9797

To Order Call Toll-Free 800-424-2738



the **PROGRAM STORE**

4200 Wisconsin Avenue, NW, Dept. U208 Box 9609  
Washington, D.C. 20016

MAIL ORDERS: Send check or M.O. for total purchase price, plus \$1.00 postage & handling. D.C., MD. & VA.: add sales tax. Charge cards: include all embossed information on the card.



**GREAT SUMMER  
READING FROM  
THE  
PROGRAM STORE**

**ATARI  
SOUND  
AND  
GRAPHICS**



By Moore, Lower and Albrecht from John Wiley & Sons

This self-paced, self-teaching guide will have you seeing and hearing things on your Atari in no time—even if you're a complete beginner. You'll learn to compose and play melodies, draw cartoons, create sound effects and games. Each section teaches something new in BASIC, the most commonly used computer language.

**Softcover, \$9.95**

**YOUR  
ATARI  
COMPUTER**



By Poole, McNiff & Cook from Osborne/McGraw-Hill Comprehensive, all-in-one guide for Atari 400/800 computers that is helpful to the beginning and advanced programmer. Complete operating instructions; detailed BASIC programming, including a handy alphabetical glossary of BASIC statements and functions; computer graphics; and tips on hardware, peripherals and compatible software.

**Softcover, \$16.95**

**COMPUTERS  
FOR PEOPLE**



By Willis and Miller from Dillithium

Do you need a computer for your business? Your home? Which one would be most useful? Which software should you consider? You don't have to be an electronics wizard to answer these questions... just read this book! It will guide the complete novice, step by step, to the selection of the best system for your needs.

**Softcover, \$7.95**

**VISICALC  
HOME AND  
OFFICE  
COMPANION**



By Castlewitz and Chisausky from Osborne/McGraw-Hill

Fifty VisiCalc models for home and office, including: investments, inventory, sales forecasts, payroll, personal net worth, home budget planning, family insurance needs. Each comes with model listings, sample printed reports and narrative.

**Softcover, \$15.99**

**COMPUTE!'S  
FIRST BOOK  
OF ATARI**



From the Editors of Compute! Magazine Over thirty articles selected from Compute! on the Atari, including: Atari BASIC, a whole section on graphics, programming hints, Atari DOS and lots more!

**Spiral-bound, \$12.95**

**6502  
ASSEMBLY  
LANGUAGE  
SUBROUTINES**



By Leventhal and Saville from Osborne/McGraw-Hill If you're interested in using assembly language quickly, this book is ideal. It describes general 6502 programming methods, provides code for more than 40 subroutines to help you improve your programming skills, debug or revise an existing program, add instructions and addressing modes.

**Softcover, \$12.99**

**ATARI  
ASSEMBLER**



By Don & Kurt Inman from Reston If you're new to the 6502 processor, this book is a must. The authors guide you through the rudiments of this assembly language in clear, easy steps. Includes full listing and description of 6502 mnemonics and addressing modes.

**Softcover, \$12.95**

**INSIDE  
ATARI DOS**



By Bill Wilkinson from Compute The comprehensive manual on the disk File Manager System (FMS), commonly known as Atari DOS 2.0S. Contains the only complete and official listing for the system, plus a full description of: the external view, charts & tables, various interfaces and functions of individual subroutines.

**Spiral-bound, \$19.95**

**MASTER  
MEMORY MAP**

From Santa Cruz A most important tool for the serious programmer, this book is a highly detailed map of the Atari's memory—with thousands of locations and routines. Simplifies use of display list, player missile and interrupt graphics, plus notes on the new GTIA graphics chip. The "Miscellaneous Notes" are a find in themselves.

**Softcover, \$6.95**

**DE RE ATARI**

From APEX According to its title, this book is "All About Atari", and it lives up to its name! For the advanced programmer who wants to learn the many features that make the Atari 400/800 so versatile. Includes a discussion of the new GTIA graphics chip.


**Looseleaf (binder not supplied), \$19.95**

**PICTURE  
THIS!**  
An Introduction  
to Computer  
Graphics for Kids  
of All Ages



By David D. Thornburg from Addison-Wesley This book promises to become the "modern replacement for coloring books and crayons". It's a learn-by-doing manual that uses PILOT, a simpler language than BASIC, and Turtle Geometry to teach kids to create pictures in full color from simple lines to complex angles and curves.

**Spiral-bound, \$14.95**



**COMPUTERS FOR KIDS  
Atari Edition**

By Sally Larsen from Creative Computing The BASIC programming manual written for kids, from flowcharts to color graphics. Detailed instructions and sketches plus glossary of statements and commands. With lesson plans and tips for parents and teachers.

**Softcover, \$3.95**

**KATIE  
AND THE  
COMPUTER**



By D'Ignazio; Illustrated by Gilliam from Creative Computing Delightful, full-color picture book about Katie, who falls into the land of Cybernia, inside her father's home computer. She learns how a computer works during her adventures with Colonel Software, the Bytes and a ferocious Program Bug. Ages 4 to 10.

**Hardcover, \$6.95**

**STIMULATING  
SIMULATIONS,  
Atari Version, 2nd Edition**



By C.W. Engel from Hayden A handbook of 12 simulation games including Art Auction, Starship Alpha, Monster Chase and Devil's Dungeon—each complete with listing, sample run, instructions and program documentation, including flowchart and ideas for variations.

**Softcover, \$5.95**

**GAMES & RECREATION**

From Reston A new book to delight the computer hobbyist! It's filled with sample games and ideas for creating new ones, plus full description of the Atari keyboard, graphics and sound and color capabilities.

**\$14.95**

**THE PROGRAM STORE • Dept. U208 Box 9609 • 4200 Wisconsin Avenue, NW • Washington, D.C. 20016**

Item _____	Tape/Disk/Book _____	Price _____	Postage \$1.00 _____	name _____
_____	_____	_____	Total _____	address _____
_____	_____	_____	<input type="checkbox"/> CHECK <input type="checkbox"/> VISA	city _____ state _____ zip _____
_____	_____	_____	<input type="checkbox"/> MASTERCARD	Card # _____ Exp _____



## Allocating Money

As you write checks and make charge purchases, the amounts will be subtracted from the budget categories. You could just let these amounts accumulate (they would show as negative balances in the budget categories) or you can add money each month (or week) to the categories. One procedure would be to decide how much money each month you want to allocate to each category. As you allocate money to categories (the procedure is described in the next section), the money is subtracted from a special category called "Unallocated Deposits."

When you make deposits, they can be used to cover the money in this special category. At the end of the month, any additional money in "Unallocated Deposits" could be allocated to a "Savings" or "Miscellaneous" category or could just be left for you to balance out at the end of the year.

## Menus

The following sections describe the function of each of the nine main menus.

### 1. Enter Checks and Charges

This is the basic input for the program. The computer will prompt you with questions which you answer, and then press RETURN. First you are asked for a check number or charge card. If you are entering a check, you must input as the first character a number (0-9). You can enter up to four digits. If you have a billpayer account or automatic checks to which you do not assign a number, you can use any of the following symbols as the first character of the check number: !, #, \$, %, \*, ., /, ?, etc. (Any symbol with an ATASCII decimal code less than 64 will work except the + sign.)

For deposits, the first character of the check number must be the + sign. For example, you could use +, +PAY, +DEP, +12, etc. You can also enter interest by using the + sign, or service charges by entering a + sign and then a negative amount when the computer asks for the amount.

For credit card purchases, enter the name of the credit card. The first letter must correspond to the budget category you have set up for that credit card. For example, if your category is "Visa Escrow" then enter Visa or V for the entry. If you are using just one credit card escrow for all credit cards, the first letter of this entry should be the same as the name of the category. For example, if the category was named "Credit Card Escrow" you could enter C-V for Visa, C-M for Mastercard, etc.

You will now be asked for the date. Enter a two digit month, a backslash, and a two digit day (i.e., 03/21, 05/01, 12/25, etc.).

You will now be asked for the amount. Enter the number with two decimal places. For example 10.00 not 10 if the amount was \$10.00. This will

give you a nice right-justified column on the screen. For amounts over \$10,000.00 the balances will be correct although you will get some truncation on the screen. All numbers are entered as positive although you can enter negative numbers if you want (i.e., a service charge entered as a deposit).

You will now be asked if you paid sales tax on the item (answer Y or N). This information can be used at the end of the year to determine how much sales tax you have paid during the year for income tax purposes.

You will be asked to enter a budget category. You need only enter the first letter of the budget category, but you can enter the whole word if you like. If the entry was a deposit (i.e. first character of the check number was a + sign) the computer will ask if you want to allocate the deposit to a budget category. If you say "no," the deposit will be allocated to the special "Unallocated Deposit" category (see previous section). If you say "yes," it will ask which category.

The computer will now ask if the data is okay. If you say "no," you will be asked to re-enter all of the data. If you say "yes," you will see a brief flash of letters on the screen. What happens is the program momentarily stops executing and adds a line of data (to itself) containing the information you have just entered.

You will now be asked for a check number or credit card again. You now repeat the above process. If you are through making entries, hit RETURN and you will return to the main menu.

### 2. Print Check Register

When you select this option you will get a listing on the screen of all checks and deposits for the period you select. If you just want to see one month, enter that month for both starting and ending month. If you want the whole year then enter 1, 12. The "BALANCE" will be your current checking account balance. "TOTAL FOR ABOVE" will be the sum of the checks less deposits for the time period you have selected. You will be prompted to hit RETURN when the screen is full or when you want to return to the main menu.

### 3. Print Charge Register

This works just like the check register except you will be asked which charge card. If you have only one charge escrow, enter the first letter of its name.


### 4. Update Balances in Budget Categories

This is the routine you use to allocate money to the budget categories. You need only enter the first letter of the budget category. Note that you can enter a negative amount. For example if you had \$-35.67 of unallocated deposits at the end of



# Do You Know Your Apple or Atari Can Already Talk?

An exciting new  
breakthrough:



*This disk can  
now make your  
computer speak!*

It's the **Software Automatic Mouth — S.A.M.**  
The brand new, all-software, high quality speech synthesizer  
from **DON'T ASK.**

**S.A.M. gives you:**

- Unlimited vocabulary
- Full inflection at your control
- Effortless access from BASIC
- Separate pitch and speed control
- Thorough, instructive owner's manual
- Easy-to-learn phoneme spelling system

**And** automatic English-to-speech conversion

Elaborate internal pronunciation rules for natural-sounding speech

**S.A.M. for the APPLE II/II+ includes:**

8 bit digital-to-analog converter and audio amplifier on a board (amplifies the sound of all your APPLE games).

- S.A.M. on disk
- Complete documentation
- English-phoneme dictionary

**Only \$124.95**

APPLE is a trademark of APPLE COMPUTER, INC.

**S.A.M. for the ATARI 400/800 includes:**

- S.A.M. on disk
- Complete documentation
- English-phoneme dictionary

**Only \$59.95**

Note: On the ATARI, screen blanks during vocal output.

ATARI is a trademark of ATARI INC.

Hear S.A.M. at your favorite computer store today.  
For more information, contact:

**DON'T ASK**  
**Computer Software**  
2265 Westwood Blvd., Ste. B-150  
Los Angeles, California 90064  
(213) 397-8811



- For a copy of the owner's manual, specify computer and send \$2.00 to **DON'T ASK.**
- You can order **S.A.M.** directly from **DON'T ASK.** Add \$2.00 for shipping and handling to your check or money order (or order C.O.D.).

**Dealer inquiries welcome**

## Talk is cheap



the month, you could allocate this amount to "Savings" or "Miscellaneous" to balance the "Unallocated Deposits" to zero.

Hit RETURN to return to the main menu.

#### 5. Calculate Sales Tax

If you use the sales tax tables to calculate this deduction on your income tax, you may be losing money. At the end of the year, this routine will tell you how much you have actually spent. Just enter your state's sales tax in percent (i.e., enter 4 not .04 for a 4% rate) and you will get the correct result.

#### 6. Print Balances in All Categories

This routine will tell you the balance in all budget categories, your checkbook balance and the amount of Unallocated deposits.

#### 7. Perform Search for Charge or Check

This is one of the most useful and most entertaining routines to use. Just enter from 1 to 16 characters and the computer will find and total all charges and checks that contain those characters in the Payee field. Want to know how much you spent on electricity? Just enter the name of your electric company. When was the last time you went to the dentist? Just enter the dentist's name and you will know. If there are items you might want to find and total, you can enter your own special characters in the Payee field at the time you enter data and then find and total them using this routine.

#### 8. Examine an Individual Category

This routine works like menu items two and three above except you can look at any budget category.

#### 9. Store Data and End Session

When you are finished for the evening, enter nine at the main menu to end this session. First the screen will blink for about ten seconds while the new balances become part of your program. You will then be instructed to turn over the tape, rewind, and hit RETURN with PLAY and RECORD pressed. Your program will be saved on tape (with all your data) for the next session. Note that you have the previous version of your program on the other side of the tape in case you have any difficulties loading the most current version next time.

### Operational Concerns

If you make a mistake when entering data, the computer will ask you to re-enter the data after reminding you of the correct format. If the computer does stop, it will display a message stating what line it stopped at and give you an ATARI BASIC error code. You can almost always recover from an error by typing CONT and hitting RETURN. This way you will not lose any of the

data you have entered during the session.

Since the data is being stored as part of your program, the program will require more memory as you use it. On a 16K system you have about 6500 bytes of available memory. Each entry takes 30-60 bytes depending on its length. To find out how much memory you have remaining you can type ?PRINT FRE(0) when your program is loaded, but not yet running. You will also be warned with a red screen and a message if you have less than 1000 bytes remaining when you run the program.

When you have little memory left you can store the data by itself on a separate tape. Use the following procedure:

1. Put a new tape in the Program Recorder, rewind, and press PLAY and RECORD (label the tape since you will want to file it).
2. Type LIST "C", 10000, 30000
3. Hit RETURN twice
4. After the tape stops you will have a tape of just your data.
5. Put in a scratch tape, rewind, and press PLAY and RECORD.
6. Type LIST "C", 0, 10000.
7. When you get the READY prompt, type NEW and hit RETURN.
8. Rewind the tape and press PLAY.
9. Type ENTER "C" and hit RETURN twice.
10. When you get the READY prompt you will now have your program in memory with all of the current balances, but without the check and credit card data. You will also again have about 6500 free memory bytes (with a 16K system) so you can continue your record keeping.

Any time you want to put your old data back, just follow the above procedure, then put in the data tape you want and use ENTER "C" to load the data as part of your program. How often you have to do this will depend on how many checks and charges you use, but you might want to choose a standard time such as yearly or quarterly.

I have deliberately left out several possible features in order to conserve as much memory as possible. You could, if you have a larger memory capacity, add routines to balance your checkbook, automatically format dollar amounts, search fields other than the payee field, use logical searches, print to a printer, etc.

If you would like a copy of this program, [*the Atari version only*] please send a blank disk or cassette and a stamped, self-addressed mailer, and \$3.00, to me at 1841 Nigel Ct., Vienna, VA 22180.



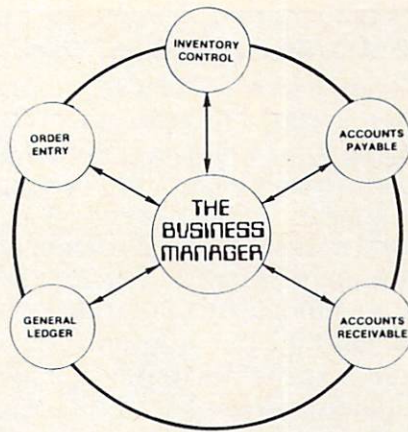
# THE BUSINESS MANAGER...

FULLY INTERACTIVE ACCOUNTING SYSTEM. NO DISKETTE CHANGING! FINALLY ALL THE FEATURES YOU'VE BEEN WAITING FOR — IN ONE COMPLETE INTERACTIVE SYSTEM.

**FULL SOFTWARE SYSTEM  
ONLY \$995.<sup>00</sup>**



MANUAL ONLY — \$40.00  
REFUNDABLE UPON  
SYSTEM PURCHASE.



#### HARDWARE REQUIREMENTS:

- Commodore Model 8032 or SuperPET or 8096 Micro-computer
- Commodore Model 8050 One Megabyte Dual Disk Drive
- Commodore Model 4022 (or Larger) Printer
- Commodore PET — IEEE cable
- Commodore IEEE — IEEE cable

# DISHSHARE 9000

WORKS WITH ALL COMBINATIONS PET/CBM 100% HARDWARE. NO SOFTWARE REQUIRED! UP TO 8 USERS SHARE DISK AND/OR PRINTER. CONNECTS IN MINUTES — NO TOOLS REQUIRED. INCREASES PRODUCTIVITY — REDUCES COSTS. IDEAL FOR EDUCATION AND BUSINESS. CABLE LENGTHS UP TO 50 FEET.

**ONLY \$749<sup>00</sup>**  
(U.S.)  
8 USER SYSTEM ONLY \$1149



DEALER  
INQUIRIES  
WELCOME.



## Multi User System



### Notes To VIC, Apple, And PET Owners

This program makes use of a very unusual feature of the Atari, "forced read." When activated, the Atari will start generating carriage returns automatically, entering whatever appears on the screen as if a user had entered it. It can be used for line deletion, auto-numbering when entering programs, or the update of a program line: in effect, the machine can program itself. In Mr. Kalagher's program, this technique is used to update a series of DATA statements used to hold budget information, and add other information such as checks and charges to the end of the program. This keeps the program and its data together, eliminating the need to use a cumbersome cassette file. When the changes are complete, the program is re-**SAVED** onto cassette.

Obviously, converting this program to run on another computer would be no easy task. Few computers share "special features," such as this one. However, a similar technique commonly known as the "dynamic keyboard" can be used on the PET/CBM and VIC-20.

On these computers a "keyboard queue" is used to remember the last ten keystrokes typed. This provides a feature known as "typeahead," which lets you enter keystrokes faster than the computer can process them, preventing any loss of data.

Normally the operating system of the computer manages the keyboard queue, but it can be "fooled" into thinking up to ten characters need to be typed by **POKEing** the desired characters into the "keyboard buffer." The number of characters **POKEd** is stored in an "index." The most common use of this technique is to place up to ten carriage returns as if the user had typed them. This is different than **PRINTing** a carriage return, which merely moves the cursor to the left edge of the next line.

Any information on the screen that is "RETURNed over" in this fashion will be entered as data or program lines. One serious complication is that the PET/CBM and VIC clear out all variables and arrays when a new program line is entered. This makes it necessary to list all the essential variables on the screen, and then **RETURN** over them too. In this program, the entire P(0-30) array must be listed out in DATA statements any time a line is changed.

The subroutine at 9700 is then called to read the array back in and initialize program constants, since they were lost when the lines were updated. **GOSUBs** and **FOR/NEXT** loops are also cancelled, so you can't **RETURN** from such a routine or use it in a **FOR/NEXT** loop. The last line of the list should be a "**GOTO xxx**" statement that transfers control back to the program, usually the line following the line that calls the subroutine (to simulate a **RETURN**).

Screen positioning is important: see the subroutine at 9600. To convert it to run on Original ROM PETs, change **POKE 158,9** to **POKE 525,9** and **POKE 622 + I,13** TO **POKE 527 + I,13**. For the VIC, change them to **POKE 198,9** and **POKE 631 + I,13** respectively.

VIC owners will also want to tailor the menu and prompts to conform to the 23 character line length or even add some color! You will not have very much memory for your budget information with the 5K VIC, so you may want to use several copies of the program, maybe one for every three months.

Owners of other machines will have to research into their machine's "special features" and see if there is any way to implement the "dynamic keyboard." If you do, write it up and share it with the rest of us. Apple owners who have disk drives could **SAVE** the data on disk rather than in the program.

#### Program 1: Atari Version

```

1 REM HOUSEHOLD CHECK, CREDIT CARD,
2 REM AND BUDGET PROGRAM
8 SETCOLOR 2,2,6:SETCOLOR 1,2,0:SETCOLOR
4,10,4
10 DIM P(30)
20 FOR I=0 TO 30
30 READ X:P(I)=X
40 NEXT I

```

```

45 PRINT CHR$(125)
50 IF FRE(0)*1000 THEN PRINT CHR$(125):S
ETCOLOR 2,4,4:"WARNING! ROOM FOR ABOU
T ";INT(FRE(0)/50);" MORE ENTRIES"
70 ? "PROGRAM WAS LAST RUN ON ";P(28);"/
";P(29)
75 TRAP 83
80 ? :? :? "ENTER TODAY'S DATE (MM,DD)"
81 INPUT X,B
82 GOTO 90

```





## BYTE BOOKS CARRY WAITE

### Apple Backpack: Humanized Programming in BASIC

by Scot Kamins and Mitchell Waite

This clearly written tutorial guide offers programmers of Apple computers concrete methods for developing user-friendly software. Specific topics include clear screen formatting, crashproofing programs, developing built-in verifications, and writing helpful, easy-to-use documentation. Model user-friendly programs include an educational game and an office message recorder, both written in Applesoft BASIC.

ISBN 0-07-033356-4  
200 pages, softcover

**\$14.95**

**ORDER TOLL FREE  
800-258-5420**

### 8086/8088 16-bit Microprocessor Primer

by Christopher L. Morgan and Mitchell Waite

This is the first book to detail the vastly powerful 16-bit microprocessors that have made possible the emerging second generation of microcomputers. In a down-to-earth style, the authors describe the design, capabilities, and potential of the new Intel 8086/8088 16-bit microprocessor. In addition, the book covers two major 16-bit coprocessors, the 8087 Numeric Data Processor and the 8089 I/O Processor. Various trial application programs are also presented, and the authors survey the current scene in 16-bit technology, reviewing software and products such as the new IBM Personal Computer (which is based on the 8088).

ISBN 0-07-043109-4  
225 pages, softcover

**\$16.95**

### Word Processing Primer

by Mitchell Waite and Julie Arca

Covering all aspects of the increasingly popular microcomputer-based text-editing software, this book describes the equipment and programs that make word processors work, techniques for editing and formatting, and ancillary programs. The authors also tell what to look for in word-processing software and offer reviews of many popular programs.

ISBN 0-07-067761-1  
200 pages, softcover

**\$14.95**

Add \$1.00 per book to cover postage and handling. Prepayment required.

**BYTE Books  
70 Main St.**

**Peterborough, N.H. 03458**



## VIC-20 5K

### SPEED-READ™

SPEED-READ is a comprehensive reading aid that consists of *four* programs! The MAIN MENU allows you to select any one of the following:

**SENTENCE** - teaches you to focus on the whole sentence. It then evaluates your answer - *increasing* the word per minute speed if necessary.

**WORD** - drills you at a very fast rate of speed. If you have children, you may even *select a vocabulary level*. If you have a large vocabulary don't worry WORD can keep up to you.

**PARAGRAPH** - after reading a story in a certain time limit, the computer will give you a series of questions and evaluate your comprehension.

If you want to read faster then SPEED-READ is the answer!!

Cassette and Manual ..... \$16.95  
(Includes: shipping and C.O.D.'s)

### TELE-GAMES

R.R.#1 Hampton, Box 152, Ontario, Canada L0B 1J0

Phone collect for orders!! (416)263-8064

\*Vic is a registered Trademark of Commodore.

## MICROMAIL™

### CRT'S • PRINTERS • TELEPRINTERS

★NEW★  
**DEC LA100**  
Dual Mode  
Matrix Printer  
CALL FOR PRICE!

**DEC LA12D**  
"LA 120 Replacement"  
**\$1599.00**

★LOW★  
**DIABLO**  
630RO - RS232C  
**\$1899.00**

630KSR ..... CALL  
630 API ..... NEW  
**\$1649.00**  
620-RO ..... NEW  
**\$1149.00**

★NEW★  
**3M WHISPER WRITER**  
• TWX  
• TIME SHARE  
• Computer Terminal

**ANADEX**  
9500/9501  
**\$1125.00**

### CALL FOR OUR LOW PRICES ON

• TELEVIDEO • DIABLO • DEC  
• ANADEX • QUME • T.I.  
• TELETYPE • C.I.TOH • 3M

**TOLL FREE (800) 854-6028**

SAVE ON  
PREPAID  
ORDERS

MASTERCARD  
VISA  
ACCEPTED

C.O.D.  
REQUIRES  
15% DEPOSIT

**FOR ORDERING  
INFORMATION  
PLEASE CALL**

**MICROMAIL**  
P.O. Box 3297  
Santa Ana, CA 92703  
Phone: 714/731-4338  
TWX: 910 595 1146



```

83 ? :? "TRY AGAIN. REMEMBER TO PUT A CO
MMA BETWEEN DAY AND MONTH"
84 GOTO 80
90 P(28)=X:P(29)=B
100 DIM S$(38):S$="
"
101 DIM N$(5):N$=S$
102 DIM D$(9):D$=S$
103 DIM I$(16):I$=S$
104 DIM A$(7):A$=S$
105 DIM W$(1):W$=S$
106 DIM C$(1):C$=","
107 DIM Z$(38):Z$=S$
108 DIM T$(1):T$=S$
110 DIM B$(10):B$="BALANCE = "
111 DIM SE$(16):SE$=S$
112 DIM Q$(1):Q$=S$
113 DIM Y$(3):Y$=S$
200 DATA 0
201 DATA 0
202 DATA 0
203 DATA 0
204 DATA 0
205 DATA 0
206 DATA 0
207 DATA 0
208 DATA 0
209 DATA 0
210 DATA 0
211 DATA 0
212 DATA 0
213 DATA 0
214 DATA 0
215 DATA 0
216 DATA 0
217 DATA 0
218 DATA 0
219 DATA 0
220 DATA 0
221 DATA 0
222 DATA 0
223 DATA 0
224 DATA 0
225 DATA 0
226 DATA 0
227 DATA 0
228 DATA 0
229 DATA 0
230 DATA 0
231 REM CHANGE YEAR
232 DATA /82
999 PRINT CHR$(125)
1000 PRINT "WHAT DO YOU WANT TO DO?":? :
?
1010 PRINT "1. Enter Checks and Chases"
:?
1020 PRINT "2. Print Check Resister":?
1030 PRINT "3. Print Charse Resister":?
1040 PRINT "4. Update Balance in Budget
Categories"
1050 PRINT "5. Calculate Sales Tax":?
1060 PRINT "6. Print Balances in all Cat
egories":?
1070 PRINT "7. Perform Search for Charse
or Check":?
1080 PRINT "8. Examine an Individual Cat
egory":?
1095 PRINT "9. Store Data and End Sessio
n"
1140 PRINT :PRINT :PRINT "ENTER NUMBER";
1145 TRAP 1998
1150 INPUT WHICH
1151 PRINT CHR$(125)
1155 ON WHICH GOSUB 3000,4000,4000,2500,
7000,2000,6000,4000,5000
1998 T$=" "
1999 GOTO 999
2000 REM PRINTS BALANCES IN ALL CATEGORI
ES
2020 ? "      BALANCES IN ALL CATEGORIES"
:?
2030 RESTORE 9000
2040 FOR I=1 TO 26
2050 READ Z$
2060 IF Z$="END" THEN GOTO 2100
2070 PRINT Z$;" = $ ";P(ASC(Z$)-64)
2080 NEXT I
2100 POP
2110 PRINT "Unallocated Deposits = $ ";P
(30)
2120 PRINT "Checkins Account Balance = $
";P(27)
2450 ? :? "HIT IRETURNI WHEN THROUGH":IN
PUT T$
2460 RETURN
2460 RETURN
2500 REM SUBROUTINE TO UPDATA BALANCESIN
BUDGET CATEGORIES
2510 PRINT "YOU CAN ADD OR SUBTRACT FROM
ANY      BUDGET CATEGORY. HIT IRETURNI
WHEN DONE":?
2515 ? :? "YOU HAVE ";P(30);" UNALLOCATE
D DOLLARS"
2520 PRINT :PRINT "WHICH BUDGET CATEGORY
":INPUT T$
2525 IF T$="" THEN RETURN
2530 PRINT "ENTER AMOUNT":INPUT X
2535 I=ASC(T$)-64
2540 P(I)=P(I)+X
2545 P(30)=P(30)+X
2550 GOTO 2515
3000 REM SUBROUTINE TO PUT IN DATA
3010 LINE=P(0)+10000+1
3020 ? CHR$(125)
3022 ? "CHECKING ACCOUNT BALANCE = $";P(
27):?
3025 IF T$="N" THEN ? "REENTER DATA":?
3030 ? "ENTER CHECK NO. OR CREDIT CARD

```



# Z-RAM™ Opens Up The World Of CP/M™ To The Commodore Computer!

Z-RAM, a circuit board that fits inside the Commodore 4000 and 8000 computers, adds a Z-80A microprocessor and 64K of Random Access Memory (RAM), tripling the current maximum user memory!

Also provided with Z-RAM is the CP/M operating system, adding a new dimension to the Commodore computer by finally making the vast world of CP/M software available to its users.

With the addition of the Z-RAM board, Commodore computers will operate with 96K RAM and use both the 6502 and Z-80 processors. Several modes of operation are possible:

- With Z-RAM installed, all earlier versions of Commodore computers [regardless of memory capacity] can function as 32K machines. All current programs will run using 32K memory and the standard 6502 processor.
- Z-RAM permits the 6502 to use the full 96K of memory to operate the new expanded versions of Wordcraft Ultra, WordPro -Plus™ and other expanded Commodore programs.
- The Z-80A processor will operate in 64K memory and will run the industry standard CP/M operating system. WordStar™, Super-Calc™, and Accounting II Plus™ are only a sample of the fantastic CP/M programs now available to run on your Commodore computer!

**Contact Your Nearest Commodore Dealer Today . . .  
You'll Be So Glad You Did!**

Distributed by:

**COMPUTER  
MARKETING SERVICES INC.**

(609) 795-9480

300 W. Marlton Pike, Cherry Hill, New Jersey 08034

Z-RAM is a trademark of Madison Computer  
CP/M is a trademark of Digital Research



```

OR IRETURNI WHEN THROUGH ":INPUT N
$
3035 IF N$="" THEN RETURN
3036 N=ASC(N$)
3040 ? "ENTER DATE MM/DD":INPUT D$
3041 IF LEN(D$)<>5 THEN ? "REENTER DATE.
REMEMBER FORMAT MM/DD":GOTO 3040
3042 D$(6,8)=Y$
3050 ? "ENTER PAYEE":INPUT I$
3060 ? "ENTER AMOUNT":INPUT A$
3062 IF N<>43 THEN ? "SALES TAX ON THIS
(Y OR N)":INPUT Q$
3065 IF N=43 THEN ? "DO YOU WANT THIS DE
POSIT ALLOCATED TO A CATEGORY":INPUT T$:
IF T$="N" THEN I=30:GOTO 3073
3070 ? "ENTER CATEGORY":INPUT W$
3071 I=ASC(W$)-64
3072 IF I<1 OR I>26 THEN ? "ILLEGAL CATE
GORY, TRY AGAIN":GOTO 3030
3073 ? "IS DATA OK? (Y OR N)":INPUT T$
3074 IF T$="N" THEN GOTO 3010
3076 IF I=30 THEN W$=" "
3080 P(0)=P(0)+1
3085 X=VAL(A$)
3087 IF N=43 THEN X=-X:Q$="N"
3100 P(I)=P(I)-X
3110 IF N<65 THEN P(27)=P(27)-X
3120 IF N>64 THEN P(N-64)=P(N-64)+X
3400 GOSUB 3500
3450 GOTO 3010
3500 REM SUBROUTINE TO PUT DATA STATEMEN
TS IN PROGRAM
3510 ? CHR$(125)
3520 ? "(DOWND";LINE;" DATA ";N$;C$;D$;C
$;I$;C$;A$;C$;W$;C$;Q$
3530 ? :? :? "CONT"
3540 POSITION 0,0
3550 POKE 842,13:STOP
3560 POKE 842,12
3570 RETURN
4000 REM SUBROUTINE TO PRINT CHECK REGIS
TER, CHARGE REGISTER OR A CATEGORY
4004 B=0
4005 TRAP 4064
4010 RESTORE 10000
4025 IF WHICH=8 THEN ? "WHICH BUDGET CAT
EGORY":INPUT T$
4026 IF WHICH=3 THEN ? "WHICH CHARGE CAR
D":INPUT T$
4027 ? "ENTER STARTING MONTH AND ENDING
MONTH (M1,M2)"
4028 INPUT M1,M2
4029 I=0: ? CHR$(125)
4030 ? "NUM. DATE      PAYEE          A
MOUNT"
4032 ? "-----"
"
4040 SOUND 0,INT(RND(0)*255),10,10:READ
N$,D$,I$,A$,W$,Q$
4041 IF VAL(D$(1,2))<M1 THEN GOTO 4040
4042 IF VAL(D$(1,2))>M2 THEN GOTO 4040
4044 IF WHICH=8 AND T$<>W$ THEN GOTO 404
0
4046 IF WHICH=2 AND ASC(N$)>64 THEN GOTO
4040
4048 IF WHICH=3 AND N$(1,1)<>T$ THEN GOT
0 4040
4050 Z$=S$
4052 Z$(1,4)=N$:Z$(6,13)=D$:Z$(15,30)=I$
4053 Z$(39-LEN(A$),38)=A$
4054 IF ASC(N$)=43 THEN B=B+VAL(A$):GOTO
4056
4055 B=B+VAL(A$)
4056 PRINT Z$;
4057 I=I+1:IF I=15 THEN ? :? "THERE'S MO
RE. HIT IRETURNI TO CONTINUE":INPUT W$:G
OTO 4029
4060 GOTO 4040
4064 ? :SOUND 0,0,0,0
4065 IF WHICH=2 THEN ? B$;P(27)
4067 IF WHICH=8 OR WHICH=3 THEN ? B$;P(A
SC(T$)-64)
4068 ? :? "TOTAL FOR ABOVE = ";B
4070 ? :? :? "HIT IRETURNI WHEN THROUGH"
:INPUT W$
4080 RETURN
5000 REM SUBROUTINE TO PUT P ARRAY IN DA
TA STATEMENTS 200-230
5005 FOR I=0 TO 30
5007 SOUND 0,INT(RND(0)*255),10,10
5010 ? CHR$(125)
5015 X=P(I)
5020 ? "(DOWND";200+I;" DATA ";X
5030 ? :? :? "CONT"
5040 POSITION 0,0
5050 POKE 842,13:STOP
5060 POKE 842,12
5065 SOUND 0,0,0,0
5070 NEXT I
5080 ? CHR$(125)
5090 ? "SAVE PROGRAM AND DATA FOR NEXT S
ESSION"
5100 ? :? :? " 1. TURN OVER TAPE AND
REWIND."
5110 ? :? " 2. PRESS IRECORDI AND IPL
AYI."
5120 ? :? " 3. PRESS IRETURNI AFTER B
UZZER RINGS TWICE."
5130 TRAP 5150
5140 LPRINT
5150 CSAVE
5160 END
6000 REM SUBROUTINE TO PERFORM SEARCH
6005 TRAP 6150
6020 PRINT "ENTER CHARACTERS TO BE SEARC
HED"
6030 INPUT SE$
6032 PRINT CHR$(125)
6034 ? "NUM. DATE      PAYEE          A

```



```

MOUNT"
6036 ? "-----
-----"
6040 X=LENK(SE$)
6045 B=0
6050 RESTORE 10000
6060 READ N$,D$,I$,A$,W$,Q$
6065 IF LENK I$>X THEN GOTO 6060
6070 FOR I=1 TO LENK I$-X+1
6080 IF I$(I,I+X-1)=SE$ THEN GOTO 6100
6090 NEXT I
6095 GOTO 6060
6100 POP
6110 Z$=S$
6112 Z$(1,4)=N$:Z$(6,13)=D$:Z$(15,30)=I$
6114 Z$(39-LENK A$),38)=A$
6116 PRINT Z$;
6118 B=B+VAL(A$)
6120 GOTO 6060
6150 ? :? "TOTAL FOR ABOVE = ";B
6200 ? :? "HIT IRETURN WHEN DONE":INPUT
T$
6210 RETURN
7000 REM SUBROUTINE TO CALCULATE SALES T
AX
7010 ? "ENTER TAX RATE IN PERCENT"
7020 INPUT X
7022 X=X/100
7025 ? :? :? "CALCULATING... PLEASE WAIT
"
7030 TRAP 7100
7040 B=0
7050 RESTORE 10000
7060 READ N$,D$,I$,A$,W$,Q$
7070 IF Q$(1,4)="Y" THEN GOTO 7060
7080 B=B+VAL(A$)
7090 GOTO 7060
7100 TAX=B*(1-X)**X
7105 TAX=INT(TAX*100)/100
7110 ? :? :PRINT "TOTAL TAXABLE PURCHASE
S = ";B
7120 PRINT :PRINT "SALES TAX PAID = ";TA
X;" DOLLARS"
7130 ? :? :PRINT "HIT IRETURN WHEN THRO
UGH":INPUT T$
7140 RETURN
9000 DATA Automobile
9010 DATA Contributions
9020 DATA Household
9030 DATA Utilities
9040 DATA Insurance
9050 DATA Doctors and Dentists
9060 DATA Food
9070 DATA Kid's Clothes
9080 DATA Large Purchases
9090 DATA Tuition
9100 DATA Savines
9110 DATA Mastercard Escrow
9120 DATA Visa Escrow
9500 DATA END

```

### Program 2: Commodore Version

```

1 REM HOUSEHOLD CHECK, CREDIT CARD,
2 REM AND BUDGET PROGRAM
3 REM PET/CBM VERSION
10 GOSUB9700
45 PRINTCHR$(147)
50 IF FRE(0)>1000 THEN 70
60 PRINT"{CLEAR}{REV} W A R N I N G {OFF}"
:PRINT"ROOM FOR ABOUT";INT(FRE(0)/
50);"MORE ENTRIES."
70 PRINT"PROGRAM LAST RUN ON";P(28);"/";P(
29)
80 PRINT:PRINT:INPUT"ENTER TODAY'S DATE ~
(MM,DD)";X,B
90 P(28)=X:P(29)=B
200 DATA 0,0,0,0,0
201 DATA 0,0,0,0,0
202 DATA 0,0,0,0,0
203 DATA 0,0,0,0,0
204 DATA 0,0,0,0,0
205 DATA 0,0,0,0,0,0
231 REM CHANGE YEAR
232 DATA /82
999 PRINTCHR$(147)
1000 PRINT"WHAT DO YOU WANT TO DO?":PRINT:PR
INT
1010 PRINT"1. ENTER CHECKS AND CHARGES":PRIN
T
1020 PRINT"2. PRINT CHECK REGISTER":PRINT
1030 PRINT"3. PRINT CHARGE REGISTER":PRINT
1040 PRINT"4. UPDATE BALANCE IN BUDGET CATEG
ORIES":PRINT
1050 PRINT"5. CALCULATE SALES TAX":PRINT
1060 PRINT"6. PRINT BALANCES IN ALL CATEGORI
ES":PRINT
1070 PRINT"7. PERFORM SEARCH FOR CHARGE OR C
HECK":PRINT
1080 PRINT"8. EXAMINE AN INDIVIDUAL CATEGORY
":PRINT
1090 PRINT"9. STORE DATA AND END SESSION"
1140 PRINT:PRINT:INPUT "ENTER NUMBER";WHICH
1155 ON WHICH GOSUB 3000,4000,4000,2500,7000
,2000,6000,4000,5000
1998 GOTO999
2000 REM PRINTS BALANCES IN ALL CATEGORIES
2020 PRINT"{CLEAR}{REV}BALANCES IN ALL CATEG
ORIES":PRINT:PRINT
2030 RESTORE:FORI=1TO32:READZ9$:NEXT
2040 FORI=1TO26:READZ$:IFZ$="END"THEN2100
2070 PRINTZ$;TAB(25);" = $";P(ASC(Z$)-64)
2080 NEXTI
2100 PRINT"UNALLOCATED DEPOSITS";TAB(25);" =
$";P(30)
2120 PRINT"CHECKING ACCOUNT BALANCE";TAB(25)
;" = $";P(27)
2450 PRINT"{DOWN}HIT {REV}RETURN{OFF} WHEN T
HROUGH"
2455 GETT$:IFT$="*"THEN2455
2460 RETURN
2500 REM SUBROUTINE TO UPDATE BALANCES IN BU
DGET CATEGORIES
2510 PRINT"{CLEAR}YOU CAN ADD OR SUBTRACT F
ROM ANY":PRINT"BUDGET CATEGORY."
2511 PRINT"{DOWN}HIT {REV}RETURN{OFF} WHEN D
ONE":PRINT
2515 PRINT:PRINT"YOU HAVE";P(30);"UNALLOCATE
D DOLLARS"
2520 PRINT:INPUT"WHICH BUDGET CATEGORY?_*{03
LEFT}";T$
2525 IF T$="*"THEN RETURN
2530 INPUT"ENTER AMOUNT";X
2535 I=ASC(T$)-64:IFI<LORI>26THENRETURN

```



```

2540 P(I)=P(I)+X
2545 P(30)=P(30)-X
2550 GOTO 2515
3000 REM SUBROUTINE TO PUT IN DATA
3010 LINE=P(0)+10000+1
3020 PRINTCHR$(147)
3022 PRINT"CHECKING ACCOUNT BALANCE =";P(27)
):PRINT
3025 IFT$="N"THENPRINT"REENTER DATA":PRINT
3030 PRINT"[DOWN]ENTER CHECK NO. OR CREDIT C
ARD":PRINT"[DOWN]OR {REV}RETURN{OF
OFF} WHEN THROUGH"
3031 INPUT"[DOWN]? *{03 LEFT}";N$
3035 IFN$="*"THENRETURN
3036 N=ASC(N$)
3040 INPUT"ENTER DATE MM/DD";D$
3041 IFLEN(D$)<5THENPRINT"REENTER DATE. REME
MBER FORMAT MM/DD":GOTO3040
3042 D$=D$+Y$
3050 INPUT"ENTER PAYEE";I$
3060 INPUT"AMOUNT";A$
3062 IFN<43THENINPUT"SALES TAX ON THIS (Y O
R N)";Q$
3065 IFN=43THENINPUT"DO YOU WANT THIS DEPOSI
T ALLOCATED TO A CATEGORY";T$
3066 IFN=43ANDT$="N"THENI=30:GOTO3073
3070 INPUT"ENTER CATEGORY";W$
3071 I=ASC(W$)-64
3072 IFI<1OR I>26THENPRINT"ILLEGAL CATEGORY, ~
TRY AGAIN":GOTO3030
3073 INPUT"IS DATA OK (Y/N)";T$
3074 IFT$="N"THEN3010
3076 IFI=30THENW$=" "
3080 P(0)=P(0)+1
3085 X=VAL(A$)
3087 IFN=43THENX=-X:Q$="N"
3100 P(I)=P(I)-X
3110 IFN<65THENP(27)=P(27)-X
3120 IFN>64THENP(N-64)=P(N-64)+X
3400 GOSUB3500
3450 GOTO3010
3500 REM SUBROUTINE TO PUT DATA STATEMENTS I
N PROGRAM
3510 OTHER$=STR$(LINE)+" DATA "+N$+C$+D$+C$+
I$+C$+A$+C$+W$+C$+Q$
3515 O2$=STR$(LINE+1)+"DATA XXXX,X,X,X,X,X"
3520 RL=3530:GOTO9600
3530 GOSUB9700:GOTO1998
4000 REM SUBROUTINE TO PRINT CHECK REGISTER,
CHARGE REGISTER, OR A CATEGORY
4010 RESTORE:B=0:PRINT"{CLEAR}"
4011 READZ9$:IFZ9$<>"END"THEN4011
4020 IFWHICH=8THENPRINT"WHICH BUDGET CATEGOR
Y":INPUTT$
4025 IFWHICH=3THENPRINT"WHICH CHARGE CARD":I
NPUTT$
4027 PRINT"ENTER STARTING MONTH AND ENDING":
PRINT"MONTH (M1,M2)";
4028 INPUTM1,M2
4029 I=0:PRINTCHR$(147)
4030 PRINT"NUM. DATE PAYEE A
MOUNT"
4032 PRINT"-----"
-----"
4040 READ N$,D$,I$,A$,W$,Q$
4041 IFN$="XXXX"THEN4064
4042 IFVAL(LEFT$(D$,2))<M1THEN4040
4043 IFVAL(LEFT$(D$,2))>M2THEN4040
4044 IFWHICH=8ANDT$<>W$THEN4040
4046 IFWHICH=2ANDASC(N$)>64THEN4040
4048 IFWHICH=3ANDLEFT$(N$,1)<>T$THEN4040
4050 PRINTN$;TAB(6);D$;TAB(17);I$;TAB(32);A$
4054 IFASC(N$)=43THENB=B-2*VAL(A$)
4055 B=B+VAL(A$):I=I+1:IFI<15THEN4060
4056 PRINT:PRINT"HERE'S MORE":PRINT"HIT RET
URN TO CONTINUE"
4057 GETZ9$:IFZ9$=""THEN4057
4058 GOTO4029
4059 GETA$:IFA$=""THEN4059
4060 GOTO4040
4064 PRINT
4065 IFWHICH=2THENPRINTB$;P(27)
4067 IFWHICH=8ORWHICH=3THENPRINTB$;P(ASC(T$)
-64)
4068 PRINT:PRINT"TOTAL FOR ABOVE=";B
4070 PRINT:PRINT:PRINT"HIT {REV}RETURN{OFF} ~
WHEN THROUGH"
4075 GETZ9$:IFZ9$=""THEN4075
4080 RETURN
5000 REM SUBROUTINE TO PUT P ARRAY INTO DATA
STMTS
5010 RL=5020:GOTO9600
5020 GOSUB9700
5030 PRINT"{CLEAR}SAVE PROGRAM AND DATA FOR ~
NEXT SESSION
5040 PRINT"{02 DOWN}1. TURN OVER TAPE AND RE
WIND.
5045 PRINT"{02 DOWN}PRESS {REV}RETURN{OFF} W
HEN YOU'VE DONE THIS"
5047 GETZ9$:IFZ9$=""THEN5047
5050 PRINT"{02 DOWN}2. PRESS PLAY & RECORD"
5060 PRINT:PRINT
5150 SAVE"BUDGET":REM OR WHATEVER NAME YOU W
ANT
5160 END
6000 REM SUBROUTINE TO PERFORM SEARCH
6010 PRINT"{CLEAR}ENTER CHARACTERS TO BE SEA
RCHED"
6030 INPUTS$
6032 PRINT"{CLEAR}"
6034 PRINT"NUM. DATE PAYEE A
MOUNT"
6036 PRINT"-----"
-----"
6040 X=LEN(S$)
6045 B=0:RESTORE
6050 READZ9$:IFZ9$<>"END"THEN6050
6060 READ N$,D$,I$,A$,W$,Q$
6065 IFN$="XXXX"THEN6150
6070 IFLEFT$(I$,X)<>SE$THEN6060
6115 PRINTN$;TAB(6);D$;TAB(17);I$;TAB(32);A$
6118 B=B+VAL(A$)
6120 GOTO6060
6150 PRINT:PRINT"TOTAL FOR ABOVE =";B
6200 PRINT:PRINT"HIT {REV}RETURN{OFF} WHEN D
ONE"
6205 GETZ9$:IFZ9$=""THEN6205
6210 RETURN
7000 REM SUBROUTINE TO CALCULATE SALES TAX
7010 PRINT"ENTER TAX RATE IN PERCENT"
7020 INPUTX
7022 X=X/100
7028 PRINT:PRINT:PRINT"CALCULATING...PLEASE ~
WAIT"
7040 B=0:RESTORE
7050 READZ9$:IFZ9$<>"END"THEN7050
7060 READ N$,D$,I$,A$,W$,Q$
7070 IFQ$<>"Y"THEN7090
7080 B=B+VAL(A$)
7090 IFN$<>"XXXX"THEN7060
7100 TAX=B*(1-X)*X
7105 TAX=INT(TAX*100)/100
7110 PRINT:PRINT:PRINT"TOTAL TAXABLE PURCHAS
ES = ";B

```



```

7120 PRINT:PRINT:PRINT"SALES TAX PAID=";TAX;
"DOLLARS"
7130 PRINT:PRINT"HIT {REV}RETURN{OFF} WHEN D
ONE"
7140 GETZ9$:IFZ9$=""THEN7140
7150 RETURN
9000 DATA AUTOMOBILE
9010 DATA CONTRIBUTIONS
9020 DATA HOUSEHOLD
9030 DATA UTILITIES
9040 DATA INSURANCE
9050 DATA DOCTORS AND DENTISTS
9060 DATA FOOD
9070 DATA KID'S CLOTHES
9080 DATA LARGE PURCHASES
9090 DATA TUITION
9100 DATA SAVINGS
9110 DATA MASTERCARD ESCROW
9120 DATA VISA ESCROW
9130 DATA END
9600 REM SUBROUTINE TO PUT INFO INTO DATA ST
ATEMENTS
9610 PRINT"{CLEAR}{02 DOWN}":FORI=0TO5:PRINT
200+I;"DATA ";
9615 FORJ=0TO4-(I=5)
9617 A=P(I*5+J):A=INT(A*1000+.5)/1000
9620 PRINTMID$(STR$(A),2);",";:NEXT:PRINTCHR
$(20):NEXT
9630 PRINTOTHER$:PRINT02$
9640 PRINT"GOTO";RL:PRINT"{HOME}"
9650 REM DYNAMIC KEYBOARD
9660 POKE 158,9
9670 FORI=0TO8:POKE623+I,13:NEXT
9680 END
9700 S$=""
"
9710 N$=S$:D$=S$:I$=S$:A$=S$:W$=S$:C$=",";Z$
=S$:T$=S$:B$="BALANCE ="
9720 SE$=S$:Q$=S$
9730 DIMP(30)
9740 RESTORE:FORI=0TO30:READP(I):NEXT:READY$
9750 RETURN

```

**COMPUTE!** The Resource.

**Model  $\mu$ UPS-120 Uninterruptable Power Supply**  
(For Commodore\* and Apple\* Computer System Users)

Eliminates your power blackout and brownout problems. Just plug the UPS into the mains AC and plug your monitor, computer, and disk drives into the UPS. Installation is that fast and simple!

Power Input:  
117 VAC, 60 Hz.

Power Output:  
117 VAC, 60 Hz.,  
120 Watts Max.

12 Minutes \$675.00us  
45 Minutes 795.00  
Please add 5% for shipping and handling. VISA & cert. chq. accepted

**Pribusin Inc.**

113 Dolomite Dr., Downsview, Ont., Canada M3J 2N1 (416) 665-1540



\* Reg'd Trade Marks



Superb new  
programs  
for your Atari\*  
computer

Atari is a registered trademark of Atari, Inc.

DOLLARS AND SENSE is a set of three programs designed to inform and educate. One touch menu driven and totally user friendly.

IRA outputs every year from your present age to age 65, year by year. Simply input your present age, yearly contribution and projected interest rate. A fast and effective way to compare different combinations.

FUTURECOST will determine the cost of any item at any point in the future. A graphic demonstration that will enlighten everyone as to the value of saving for the future.

WHAT'S IT WORTH will show you exactly how much all that money you have saved is really worth in today's dollars. You had better sit down for this one. ATARI (24K) tape or (32K) disc \$29.95 VIC-20 WITH 8K EXPANDER \$29.95

AUTORUN allows you to automatically boot your disc based programs when you power up. Menu driven and very fast. Autorun will probably be one of the most useful programs you will ever own. ATARI (24K) disc only \$19.95

SKYPILOT is a real time flight landing simulator with full instrumentation and superb graphics and sound. We think it's the finest flight simulator available for the Atari. ATARI (24K) tape or (32K) disc \$21.95

SUPER SEVEN are excellent games and simulators on a single one touch menu driven disc. This is beyond a doubt the best software value on the market today.

SKYPILOT is included and described above.

EASYRIDER is a totally unique approach to motorcross racing. You must negotiate a twisting maze with realistic sound and super graphics.

ALIEN is a one on one cannon saucer duel. The Alien takes evasive action so he's hard to kill. Kids love it!

SEA BATTLE puts you in command of a nuclear sub surrounded by mines and surface vessels. Strategy counts.

VOYAGER must be guided to a safe landing on a rugged and hostile alien landscape. Full instrumentation and visual display to help you succeed.

GERONIMO is what your hero yells as he jumps from a small plane trying to land on a tropical island. You must consider both speed and altitude when you push him out.

CANNONS is for one or two players. Each has 20 shots and a time limit to hit a moving target. Kids really enjoy the game. ATARI (32K) disc only \$39.95

Send \$1.00 (refundable) for catalog. Visa and Master Charge accepted. All orders shipped within 48 hours. Satisfaction guaranteed. Include \$1.50 per order for postage & handling.

Dealer inquiries welcome

ARMA DESIGN GROUP

1201 Bridge Street, Asbury Park, N.J. 07712

(201) 774-9099

**NEW FOR ATARI**

FROM

**MMG MICRO SOFTWARE**

\*\*\*\*\*GAMES\*\*\*\*\*

**CHOMPER** - All machine language arcade game. One of the only computer games with intelligent monsters. Destined to become a classic.  
Requires 16K, 1 Joystick ..... \$24.95

**ASTEROID MINERS** - Race against time! Your mission is to mine all the asteroids before time runs out. BASIC and machine language.  
Requires 32K, 1 Joystick ..... \$29.95

\*\*\*\*\*NECESSITIES\*\*\*\*\*

**DISK COMMANDER** - Just save this program on your BASIC disks and it will autoboot and automatically list all programs from the disk onto your screen. Simply run any program by typing in a number.  
Requires 16K, Disk only ..... \$19.95

**RAM TEST** - The most thorough and fastest memory test available for the ATARI. This all machine language program takes 4 min. to test 48K. It's the only program that tests the cartridge area of RAM. Good for new 400/800 computer owners and for testing new RAM boards.  
Requires 8K ..... \$19.95

\*\*\*\*\*BUSINESS/HOME\*\*\*\*\*

**MAILING LIST** - Extremely fast BASIC and machine language program. Each data disk holds over 500 files. Sort on any of 6 fields at machine language speed. Use any size labels or envelopes.  
Requires 48K, Disk only ..... \$39.95

Unless otherwise specified, available on cassette and disk. Please specify when ordering.

MMG is seeking new ATARI Authors. Please call or write for details.

Please send check or money order to:

**MMG MICRO SOFTWARE**

P.O. Box 131

Marlboro, New Jersey 07746

or call (201) 583-4362 For C.O.D. deliveries

New Jersey residents add 5% state tax.

ATARI is a registered trademark of ATARI, Inc.



How can a teacher use one computer to teach spelling to an entire class? One solution is to print out individualized study sheets. This program (versions for Microsoft – Apple, Commodore, OSI, and Radio Shack – and Atari BASICS) creates several different word games. They are good for spelling practice, but they're enjoyable games, too. If you don't have a printer, you can redirect the output to the screen by making a few adjustments such as substituting PRINT for PRINT#, ignoring PRINT#3 (special PET printer formatting commands), and by not OPENing to the printer. See the special Atari instructions under "Atari Notes."

# Word Games

August Schau  
Buckfield, ME

Teachers wishing to use microcomputers to individualize instruction can easily be frustrated because they lack the hardware necessary for students to interact with a microcomputer on a regular basis.

I doubt that our local situation is unique. The local school district is contemplating the purchase of three Commodore 4016's on Commodore's three-for-two offer. This hardware will serve 500 students and 40 staff members located in three buildings. Future hardware acquisitions will probably be modest, and the prospect of multiple stations for student use in the near future is not realistic.

While waiting for the administration to consider an investment in microcomputers, I have purchased a CBM 8032 with 8050 disk drive and model 4022 printer and have begun to explore its application as a behind-the-scenes resource.

Having a computer-supported teacher might be a cost-effective way to maximize benefits from a limited amount of hardware.

## One Computer Can Serve Many Students

Teachers can share a computer/printer combination to assist with the record keeping associated with classroom management and to prepare individualized instructional materials. Materials for individual students can be used as printed, and satisfactory copies for group use can be made from a printout using a thermofax master and spirit duplicator.

The program will generate individual spelling activities.

Lines 90-115 – ten words are INPUT and stored in A\$ array. Each word is scrambled in subroutine 225, returned and stored in B\$ array.

Lines 120-145 – each word is sent to subroutine 300 to have "\_" substituted for vowels, is returned and stored in C\$ array.

Line 200 prints A\$ array in order 1-10, B\$ array in random order, and C\$ array in random order following the format on line 55.

Subroutine 660 fills the puzzle matrix with random letters and the answer matrix with "#".

Lines 420 and 425 select a starting point. Words are presented left to right and top to bottom to reinforce patterns common to written language. The starting point is shifted in lines 450 and 520 if the word does not fit. If there is a letter already occupying one of the spaces needed, a new starting point is selected and tested.

Lines 600-645 print the two matrixes side by side following the format on line 385.

## Program 1. Microsoft Version


```

20 GOSUB 710
25 PRINT "PRESS RETURN AFTER EACH ENTRY":P
   RINT
30 INPUT "STUDENT'S NAME";Q$
35 OPEN 1,4
40 SP$=CHR$(29)
45 OPEN 4,4,1
50 OPEN 3,4,2
55 PRINT#3,"          AAAAAAAAAA
   AAAAAAAAAA          AAAAAAAAAA"
60 FOR I=1 TO 10
65 PRINT "WORD ";I;" IS ";
70 INPUT A$(I)
75 NEXT I
80 PRINT:PRINT
85 PRINT"JUST A MINUTE!"
90 FOR I=1 TO 10
95 LET X$=A$(I)
100 GOSUB 225
105 LET B$(I)=E$
110 LET E$=""
115 NEXT I
120 FOR J= 1 TO 10
125 LET X$=A$(J)
130 GOSUB 300
135 LET C$(J)=Z$
140 LET Z$=""
145 NEXT J
150 PRINT#1,"_ "CHR$(1)Q$
155 PRINT#1:PRINT#1
160 PRINT#4,"WORD LIST"SP$"SCRAMBLE"SP$"FIL
   L IN"
165 PRINT#4:PRINT#4
170 REM PRINT OUT RESULTS
175 FOR I=1 TO 10
180 LET R=INT(RND(1)*10)+1
185 IF B$(R)="0"THEN 180
190 LET S=INT(RND(1)*10)+1
195 IF C$(S)="0" THEN 190
200 PRINT#4,A$(I)SP$B$(R)SP$C$(S)
205 LET B$(R)="0":LET C$(S)="0"
210 PRINT#4

```



# ARTWORX SCORES ANOTHER TECHNICAL KNOCKOUT.



Scene from GOLDEN GLOVES

**HODGE PODGE:** by Marsha Meredith (Atari and Apple)

NOW AVAILABLE FOR ATARI!!! This captivating program is a marvelous learning device for children from 18 months to 6 years. HODGE PODGE consists of many cartoons, animation and songs which appear when any key on the computer is depressed. A must for any family containing young children.

PRICE . . . . . \$19.95 diskette

**BETA FIGHTER:** by Douglas McFarland (Atari, 16K)

See who will be the ace gunner in this action game set on a spectacular Martian landscape. BETA FIGHTER can be played with one or two players and uses player/missile graphics and delightful sound effects.

PRICE . . . . . \$16.95 cassette \$20.95 diskette

**DRAWPIC:** by Dennis Zander (Atari 16K)

DRAWPIC provides the user with an unbelievably easy way to create screens in graphics modes 3-7. Just sit back with your joystick and use POINT PLOT, DRAW LINE, RUBBER BAND fill and COLOR SET to create beautiful images on your Atari. Full or partial screen images are saved as string data in the program and can be instantly recalled and combined into new images using machine language subroutines. These graphic images can be easily incorporated into your own programs. The images of HODGE PODGE and the landscape of BETA FIGHTER were made using DRAWPIC.

PRICE . . . . . \$29.95 cassette \$33.95 diskette

**ROCKET RAIDERS** by Richard Petersen (Atari 24K)

Defend your asteroid base against pulsar bombs, rockets, lasers, and the dreaded "stealth saucer" as aliens attempt to penetrate your protective force field. Precise target sighting allows you to fire at the enemy using magnetic impulse missiles to help protect your colony and its vital structures.

PRICE . . . . . \$19.95 cassette \$23.95 diskette

**FOREST FIRE TWO:** by Richard Petersen (Atari 24K)

FOREST FIRE has been enhanced and now offers a two player mode for head to head competition to see who can survive, suffer the least damage and put their fire out first. User input now determines landscape, wind and weather conditions, offering limitless game variation. FOREST FIRE's excellent color graphics have been made even better, turning your computer into a super-detailed fire scanner.

PRICE . . . . . \$16.95 cassette \$20.95 diskette

**FORM LETTER SYSTEM:** (Atari, North Star and Apple)

This is the ideal program for creating personalized form letters! FLS employs a simple-to-use text editor for producing fully justified letters. Addresses are stored in a separate file and are automatically inserted into your form letter along with a personalized salutation. Both letter files and address files are compatible with ARTWORX MAIL LIST 3.0 and TEXT EDITOR programs.

PRICE . . . . . \$39.95 diskette

**PILOT:** by Michael Piro (Atari, 16K)

Pilot your small airplane to a successful landing using both joysticks to control throttle and attack angle. PILOT produces a true perspective rendition of the runway, which is constantly changing. Select from two levels of pilot proficiency.

PRICE . . . . . \$16.95 cassette \$20.95 diskette

**TEXT EDITOR:** (Atari and North Star)

This program is very "user friendly" yet employs all essential features needed for serious text editing with minimal memory requirements. Features include common sense operation, two different justification techniques, automatic line centering and straightforward text merging and manipulation. TEXT EDITOR files are compatible with ARTWORX FORM LETTER SYSTEM.

PRICE . . . . . \$39.95 diskette

**MAIL LIST 3.0:** (Atari, Apple and North Star)

The very popular MAIL LIST 2.2 has now been upgraded. Version 3.0 offers enhanced editing capabilities to complement the many other features which have made this program so popular. MAIL LIST is unique in its ability to store a maximum number of addresses on one diskette (typically between 1200 and 2500 names). Entries can be retrieved by name, keyword(s) or by zip codes. They can be written to a printer or to another file for complete file management. The program produces 1, 2 or 3-up address labels and will sort by zip code (5 or 9 digits) or alphabetically (by last name). Files are easily merged and MAIL LIST will even find and delete duplicate entries! The address files created with MAIL LIST are completely compatible with ARTWORX FORM LETTER SYSTEM.

PRICE . . . . . \$49.95 diskette

**THE VAULTS OF ZURICH:** by Felix and Greg Herlihy (Atari, 24K, PET)

Zurich is the banking capital of the world. The rich and powerful deposit their wealth in its famed impregnable vaults. But you, as a master thief, have dared to undertake the boldest heist of the century. You will journey down a maze of corridors and vaults, eluding the most sophisticated security system in the world. Your goal is to reach the Chairman's Chamber to steal the most treasured possession of all: THE OPEC OIL DEEDS!

PRICE . . . . . \$21.95 cassette \$25.95 diskette

**BRIDGE 2.0** by Arthur Walsh (Atari (24K), Apple, TRS-80, PET, North Star and CP/M (MBASIC) systems)

Rated #1 by Creative Computing, BRIDGE 2.0 is the only program that allows you to both bid for the contract and play out the hand (on defense or offense). Interesting hands may be replayed using the "duplicate" bridge feature. This is certainly an ideal way to finally learn to play bridge or to get into a game when no other (human) players are available.

PRICE . . . . . \$17.95 cassette \$21.95 diskette

**ENCOUNTER AT QUESTAR IV:** by Douglas McFarland (Atari, 24K)

As helmsman of Rikar starship, you must defend Questar Sector IV from the dreaded Zentarians. Using your plasma beam, hyperspace engines and wits to avoid Zentarian mines and death phasers, you struggle to stay alive. This BASIC/Assembly level program has super sound, full player missile graphics and real time action.

PRICE . . . . . \$21.95 cassette \$25.95 diskette

## NEW PROGRAMS!

**GOLDEN GLOVES:** by Douglas Evans (Atari 24K)

Use your joystick to jab, block and duck as each player attempts to land the knockout punch. This unique real-time program brings all of the excitement of ringside to your Atari. GOLDEN GLOVES is a one or two-player game, or you can be a spectator as the computer controls both fighters.

PRICE . . . . . \$22.95 cassette \$26.95 diskette

**CRAZITACK:** by Peter Adams (Atari 16K)

The Crazies are attacking us and the only defenses are three MX bases. Missiles can be launched singly or in a salvo, but it is doomsday when you run out of missiles.

PRICE . . . . . \$17.95 cassette \$21.95 diskette

**DOMINATION:** by Alan Newman (Atari 24K)

Between one and six players compete for power via economic, diplomatic and military means in this award-winning game. You must make decisions quickly, exercise skillful hand-eye coordination, out-guess your opponents and cope with random events.

PRICE . . . . . \$17.95 cassette \$21.95 diskette

**POKER TOURNEY:** by Edward Grau (Atari 32K, Northstar)

You are entered in a high stakes Draw Poker Tournament facing six opponents including Lake-wood Louie, Shifty Pete and Dapper Dan. Each has his own style of play and of bluffing. POKER TOURNEY utilizes the Joker, has true table stakes play and each hand is played based on pot odds. The Atari version's graphics and sound are superb of course (programmed by Jerry White) making POKER TOURNEY the class program of its type.

PRICE . . . . . \$18.95 cassette \$22.95 diskette

**HAZARD RUN:** by Dennis Zander (Atari, 16K)

The sheriff has spotted you and you must make the treacherous run through Crooked Canyon past Bryan's Pond to the jump at Hazard Creek and safety. You can even put the joystick-controlled GEE LEE car up on two wheels to make it through some tight spots. A lead foot is not always the answer as you dodge trees, rocks and chickens in this nerve-racking game. HAZARD RUN employs full use of player/missile graphics, re-defined characters and fine scrolling techniques to provide loads of fast action and visual excitement.

PRICE . . . . . \$27.95 cassette \$31.95 diskette

## ORDERING INFORMATION

Call ARTWORX toll-free number to order direct:

800-828-6573

In New York, Alaska, Hawaii call:

(716) 425-2833

All orders are processed and shipped within 48 hours.

Shipping and handling charges:

Within North America: Add \$2.00

Outside North America: Add 10% (Air Mail)

New York State residents add 7% sales tax

Quantity Discounts:

Deduct 10% when ordering 3 or more programs

Ask for ARTWORX at your local computer store.

Write for FREE Catalogue listing more information about these and other quality ARTWORX programs.

# Artworx

150 North Main Street Fairport, NY 14450



```

215 NEXT I
220 GOTO 360
225 REM WORD SCRAMBLER
230 N=LEN(X$)
235 FOR J=1 TO N
240 LET Q(J)=J
245 NEXT J
250 LET C=0
255 LET Y=INT(RND(1)*N)+1
260 IF C=0 AND Y=1 THEN 255:REM WORD CANNOT
  START WITH FIRST LETTER
265 IF Q(Y)=0 THEN 255
270 IF Y=Q(Y) THEN Q(Y)=0
275 LET E$=E$+MID$(X$,Y,1)
280 LET C=C+1
285 IF C=N THEN 295
290 GOTO 255
295 RETURN
300 REM VOWELS = BLANKS
305 LET N=LEN(X$)
310 FOR I=1 TO N
315 LET X=ASC(MID$(X$,I,1))
320 REM TO OMIT "Y" FROM FILL IN ADD X=89 T
  O NEXT LINE
325 IF X=65 OR X=69 OR X=73 OR X=79 OR X=85
  THEN 340
330 LET Y$=MID$(X$,I,1)
335 GOTO 345
340 LET Y$=CHR$(164)
345 LET Z$=Z$+Y$
350 NEXT I
355 RETURN
360 CLOSE 3:CLOSE 4:CLOSE 1
365 OPEN 1,4,1
370 OPEN 2,4,2
375 PRINT:PRINT
380 PRINT "STILL WORKING ON IT!"
385 PRINT#2,"          AAAAAAAAAAAAAAAAAAAAAA
          AAAAAAAAAAAAAAAAAAAAAA"
390 DIM K$(15,20)
395 DIM P$(15,20)
400 GOSUB 660
405 LET D=D+1
410 F$=A$(D)
415 REM PICK RANDOM STARTING POINT
420 LET A=INT(RND(TI)*20)+1:X=A
425 LET B=INT(RND(TI)*15)+1:Y=B
430 REM PICK HORIZONTAL OR VERTICAL
435 LET S=INT(RND(TI)*2)+1
440 ON S GOTO 445,515
445 REM HORIZONTAL
450 IF A+LEN(F$)>20 THEN A=A-LEN(F$)
455 X=A
460 FOR I=1 TO LEN(F$)
465 IF K$(B,A)<>"#" THEN 420
470 A=A+1
475 NEXT I
480 FOR I=1 TO LEN(F$)
485 P$(Y,X)=MID$(F$,I,1):REM STORE WORD IN
  PUZZLE MATRIX
490 K$(Y,X)=MID$(F$,I,1):REM STORE WORD IN
  ANSWER MATRIX
495 X=X+1
500 NEXT I
505 IF D<10 THEN 405
510 GOTO 580
515 REM VERTICAL
520 IF B+LEN(F$)>15 THEN B=B-LEN(F$)
525 Y=B
530 FOR I=1 TO LEN(F$)
535 IF K$(B,A)<>"#" THEN 420
540 LET B=B+1
545 NEXT I
550 FOR I=1 TO LEN(F$)
555 LET P$(Y,X)=MID$(F$,I,1):REM STORE WORD
  IN PUZZLE MATRIX
560 LET K$(Y,X)=MID$(F$,I,1):REM STORE WORD
  IN ANSWER MATRIX
565 Y=Y+1
570 NEXT I
575 IF D<10 THEN 405
580 REM PRINT PUZZLE
585 PRINT#1:PRINT#1:PRINT#1:PRINT#1
590 PRINT#1,"WORDSEARCH"SP$Q$
595 PRINT#1
600 FOR Y=1 TO 15
605 FOR X=1 TO 20
610 PRINT#1,P$(Y,X);
615 NEXT X
620 PRINT#1,SP$;
625 FOR X=1 TO 20
630 PRINT#1,K$(Y,X);
635 NEXT X
640 PRINT#1
645 NEXT Y
650 CLOSE 1:CLOSE 2
655 GOTO 705
660 REM FILL P MATRIX WITH RANDOM LETTERS
665 FOR Y=1 TO 15
670 FOR X=1 TO 20
675 L=INT(RND(TI)*26+1)
680 P$(Y,X)=CHR$(L+64)
685 K$(Y,X)="#"
690 NEXT X
695 NEXT Y
700 RETURN
705 GOTO 805
710 POKE 59468,12: PRINT "{CLEAR} WORD DRIL
  L"
715 FOR I= 1 TO 12: PRINT CHR$(163);: NEXT
  I
720 PRINT: PRINT
725 PRINT "BY AUGUST SCHAU"
730 PRINT:PRINT"REFD #1"
735 PRINT:PRINT"BUCKFIELD, ME. 04220"
740 PRINT:PRINT
745 PRINT "INPUT STUDENT'S NAME AND 10 WORD
  S."
750 PRINT:PRINT "PRINTOUT INCLUDES:"
755 PRINT:PRINT "1) THE LIST OF WORDS
760 PRINT "2) A RANDOM LIST OF SCRAMBLED WO
  RDS
765 PRINT "3) A RANDOM LIST OF WORDS WITH B
  LANKS
770 PRINT "  SUBSTITUTED FOR VOWELS
775 PRINT "4) A WORD SEARCH IN A 15X20 GRID

780 PRINT "5) AN ANSWER GRID
785 PRINT:PRINT
790 PRINT "PRESS {REV}SPACE BAR{OFF} TO CON
  TINUE"
795 GET V$:IF V$="" THEN 795
800 PRINT"{CLEAR}":RETURN

```

### Program 2. Atari Version

```

10 REM WORD DRILL FOR ATARI
15 DIM Q$(30),T$(20),A$(20*10),AL(10),X$(20)
  ,Z$(20),B$(200),C$(200),E$(20)
16 DIM Q(20)
17 DIM TAB$(80):TAB$=" ":TAB$(80)=" ":TAB$(2
  )=TAB$
20 GOSUB 710
25 ? "Press RETURN after each entry":?

```



## VIC-20 SOFTWARE

Over 100 programs on tape and cartridge for the VIC computer—both educational and fun!!

Write or call for your free catalog.

Sunrise Electronics  
7057 Lompoc Court  
Citrus Heights, California  
95610  
(916) 969-8319

## ★ VIC TRICKS ★

A booklet of basic routines & procedures: piggyback memory save, program append; basic monitor, card maker, renumber, replace variable, find variable, memory pack and more! ..... \$9.95

and on cassette for 5K VIC-20

### BACKGAMMON

A great game! Our best seller.

5K version \$12.95 8K version \$19.95

### BLACKJACK TUTOR

Not just a game! Teaches best winning strategy. .... \$12.95

### MAZE-MAN

Munching action. .... \$9.95

### CHECKERS

A defensive game. .... \$12.95

### CHARACTER GENERATOR

Create 63 special characters. .... \$9.95

and more! Write for info:

Send check or money order plus 50c to:

### RAR-TECH

Box 761, Rochester, Michigan 48063

\*VIC-Registered Trademark of Commodore

## THE DATA HANDLER for VIC

A word processor and catalog program for the VIC-20 plus 8K

- \*over 15 edit functions
  - \*sorting
  - \*data formatting
  - \*expandable
  - \*screen scrolling—78 character lines
  - \*full documentation
  - \*works with cassette and standard VIC printer
  - \*disk version available
  - \*easy to adapt for RS-232 printers
- Price \$29.95

C.O.D., check, or money order  
(Specify disk or cassette)

### MW Software

P.O. Box 126  
Urbana, IL 61801  
(217) 356-7511


Dealer inquiries welcome.  
VIC is a trademark of Commodore.

## INHOME SOFTWARE

PH. 1-416-961-2760

2485 Dunwin Drive, Unit 1  
Mississauga, Ontario  
Canada L5L1T1

### INTRUDER!



Four nuclear reactors have gone out of control, ready to melt down in only minutes. They are also protected by pre-programmed robots that can destroy anything in seconds. Your mission is to shut down the reactors and capture the robots before a melt down occurs. But before you enter ... remember you are the...

#### INTRUDER! ⚡

16K Cassette ..... 29.95 US funds  
24K Disk ..... 34.95 US funds

### ALIEN SWARM



Space Invaders! Asteroids! Meteor Showers and more! You have defended them all. But can you survive the fetish attack of the...

#### ALIEN SWARM ⚡

100% Machine - Joysticks  
16K Cassette ..... 29.95 US funds  
16K Disk ..... 34.95 US funds

#### Now available...ALIEN NUMBER ⚡

An educational arcade game.

Cassette ..... \$29.95  
Disk ..... \$34.95

## INHOME



## SOFTWARE

### CRYPTS OF TERROR



You are in search of the true meaning to life, but first you must battle each level in search of the magic ring. Will you survive this horror? What lurks in these deep and dark...

#### CRYPTS OF TERROR ⚡

Joystick - BASIC required.  
16K Cassette ..... 29.95 US funds  
16K Disk ..... 34.95 US funds

### MATH PACK + - ÷ ×

Atari brought the computer age home. Now we bring home the educational software.

MATH PACK was written for the educational side of the Atari by professional educators in the field of mathematics. All four independent math programs use Atari's sound and graphics to make learning more fun and enjoyable for your whole family. A final summary at the end of the programs lets you see how well you've done or what area needs to be practiced. Age and skill levels.

- ⚡
- 1) Math Pack Drill\*
  - 2) Equations\* \*\*
  - 3) Jumble\* \*\*
  - 4) Digit Span\*

\*BASIC and \*\* Joysticks required.

Tape or Disk ..... \$34.95 US funds

Check your local computer dealer or order direct from us.  
Ordering: VISA, MasterCard, American Express and Cheques accepted.

Please include all numbers on cards.

Include phone number with all orders.

Add \$2.00 for shipping and handling per item ordered.

Please specify which program ordering.

\*DEALER INQUIRIES WELCOME

ALL FOR ATARI



```

30 ? "Student's name";:INPUT Q$
60 FOR I=1 TO 10
65 ? "WORD ";I;" IS ";
70 INPUT T$:A$(I*20-19,I*20)=T$:AL(I)=LEN(T$
)
75 NEXT I
80 ? :?
85 ? "Just a minute!"
90 FOR I=1 TO 10
95 X$=A$(I*20-19,I*20-20+AL(I))
100 GOSUB 225
105 B$(I*20-19,I*20-20+AL(I))=E$
110 E$=""
115 NEXT I
120 FOR J=1 TO 10
125 X$=A$(J*20-19,J*20-20+AL(J))
130 GOSUB 300
135 C$(J*20-19,J*20-20+AL(J))=Z$
140 Z$=""
145 NEXT J
150 LPRINT Q$:LPRINT :LPRINT
160 LPRINT "WORD LIST(10 SPACES)SCRAMBLE
(11 SPACES)FILL IN"
165 LPRINT :LPRINT
170 REM PRINT OUT RESULTS
175 FOR I=1 TO 10
180 R=INT(10*RND(0)+1)
185 X$=B$(R*20-19,R*20-20+AL(R)):IF X$(1,1)=
"0" THEN 180
190 S=INT(10*RND(0)+1)
195 Z$=C$(S*20-19,S*20-20+AL(S)):IF Z$(1,1)=
"0" THEN 190
200 T$=A$(I*20-19,I*20-20+AL(I))
201 LPRINT T$;TAB$(1,20-LEN(T$));X$;TAB$(1,2
0-LEN(X$));Z$
210 LPRINT
215 B$(R*20-19,R*20-18)="0":C$(S*20-19,S*20-
18)="0"
217 NEXT I
220 GOTO 360
225 REM WORD SCRAMBLER
230 N=LEN(X$)
235 FOR J=1 TO N
240 Q(J)=J
245 NEXT J
250 C=0
255 Y=INT(N*RND(0)+1)
260 IF C=0 AND Y=1 THEN 255:REM WORD CANNOT
START WITH FIRST LETTER
265 IF Q(Y)=0 THEN 255
270 IF Y=Q(Y) THEN Q(Y)=0
275 E$(LEN(E$)+1)=X$(Y,Y)
280 C=C+1
285 IF C=N THEN RETURN
290 GOTO 255
300 REM VOWELS = BLANKS
305 N=LEN(X$)
310 FOR I=1 TO N
320 X=ASC(X$(I))
325 IF X=65 OR X=69 OR X=73 OR X=79 OR X=85
THEN 340
330 Y=X
335 GOTO 345
340 Y=ASC("_")
345 Z$(LEN(Z$)+1)=CHR$(Y)
350 NEXT I
355 RETURN
360 LPRINT
370 ? :?
390 END
710 GRAPHICS 0:?"WORD DRILL"
720 ? :?"Enter student's name"
730 ? "and 10 words. Printout"
740 ? "includes:":?
750 ? "1) The list of words"
760 ? "2) A random list of scrambled"
770 ? "(3 SPACES)words."
780 ? "3) A random list of words with"
790 ? "(3 SPACES)blanks substituted for vowe
ls."
800 ? :?
810 ? "Press ENTER to continue"
820 IF PEEK(764)<>33 THEN 820
830 POKE 764,255:GRAPHICS 0:RETURN

```

## Atari Notes

This program uses an 80-column printer such as the Atari 825 or the Epson MX-80 printer. To re-route output to the screen, change all LPRINT statements to PRINT statements, and decrease the table width, if possible.

There are some limitations to string-array simulation techniques (used here to translate the Microsoft version of Word Drill to Atari BASIC). Unless you're willing to perform a great deal of calculation, two-dimensional string arrays are very hard to emulate. Also, since Atari reserves memory for all strings before the string is even filled, large arrays such as A\$(10,20) can easily exceed available memory. For example, with the array A\$(10,20), if we want to allow each element of the string 20 characters, the amount of memory used by this "superstring" is:

$$10 \times 20 \times 20 = 4000$$

bytes plus overhead.

A similar situation is encountered with the word search puzzle generator in Word Drill, which uses two 15 x 20 arrays. Memory needed by the arrays alone would be over 12,000 bytes. This plus the 16K for the program would restrict the use of Word Drill to machines with 32K or more memory. To serve the greatest audience (and avoid long, complicated calculations), Word Drill for the Atari only provides the first two functions: fill in the blank and word scramble. Nevertheless, you should find it useful.

You might also want to try "Word Hunt" for the Atari, **COMPUTE!**, March 1982, #22.

Figure 1.

WORD LIST	SCRAMBLE	FILL IN
ARM	GIFNRE	L_G
HAND	OBLWE	_RM
ELBOW	ABCK	F_NG_R
WRIST	RMA	B_CK
LEG	RISTW	CH_ST
ANKLE	NALKE	_NKL_
KNEE	GLE	WR_ST
FINGER	SEHTC	_LB_W
CHEST	DANH	H_ND
BACK	NEEK	KN__



Figure 2.

**Word Search**

IXHEGJBFMFEEFQIARUHG  
 FWJLJMUFMSMLPUHBARED  
 MSVBJZRPNUHBLUCANRWS  
 JINJZKBACKDODQJIYVFD  
 KNVGLXPIHMPWEUJBGJDP  
 JYYXJBRGXOLFPAIPQXRYT  
 ATOIBCJGACNGKZFCSPFW  
 GOWYQVHAMRUHANDKMFHG  
 BNCORVQRACFINGERTMYJ  
 FRYNSWWMOHGANKLERONE  
 GLXRACSOXEKNEERNBNDB  
 VSCFFWGFASCLJZAAPAKA  
 TWRISTRNOTLETMPFYIZP  
 AKHZACJJPYYGSNWJHYTK  
 RGTZMZAGKUSHYRJVKUDK

Figure 3.

**Sally Student**

#####E#####  
 #####L#####  
 #####B#####  
 #####BACK#O#####  
 #####W#####  
 #####  
 #####A###HAND#####  
 #####R#CFINGER####  
 #####M#H#ANKLE####  
 #####EKNEE#####  
 #####S#L#####  
 #WRIST###T#E#####  
 #####G#####  
 #####

©

**TOLL FREE**  
**Subscription**  
**Order Line**  
**800-345-8112**  
 In PA 800-662-2444

# AUTHORIZED SERVICE



Now you can get **FACTORY AUTHORIZED** service for your Commodore or Atari computer and peripherals at reasonable cost. Minimize your down time frustration and expense. Extended warranty available for most products, too!

## Micro Computer Service Center

**CALL 717-327-1450**  
 477 E. Third St., Williamsport, PA 17701

## EDUCATIONAL SOFTWARE FOR YOUR VIC



Choose From Programs Such As:

- ★ GOTCHA MATH
- ★ ENGLISH INVADERS
- ★ MISSPELL

*only* **\$9.95** Each

► For FREE Program Catalog Call or Write:  
**COMM\*DATA**  
**COMPUTER HOUSE, INC.**  
 P.O. BOX 325  
 MILFORD, MICHIGAN 48042  
 (313) 685-0113

We Handle Games For Your VIC, Too!  
 DRAGONS & TREASURE • VIC TREK  
 ASTRO COMMAND • AND MORE!

PET Educational Software Also Available



*This first installment of a two-part article reviews the features and capabilities of Commodore's new mid-priced home computer.*

# A First Look At The Commodore 64

Tom R. Halfhill  
Features Editor

Your first look at the new Commodore 64 might cause you to overlook. That is, the 64 looks so much like the familiar VIC-20 that you might miss it altogether.

That's what happened to many visitors to the Commodore booth at the recent Consumer Electronics Show in Chicago, where Commodore was proudly showing off the new machine. People had trouble at first picking it out of rows of VIC-20s on display. The 64 has the same 66-key, full-stroke keyboard and the same compact plastic case. It's a different-colored case, though, and there's a small "64" in the upper-right corner next to the power indicator light. Eagle-eyed observers also notice the slightly different port configuration. Those are the only differences – externally.

Internally, it's another story. The electronics which make the Commodore 64 tick are far removed from the workings of its lesser cousin.

## Same Family, Different Branch

First, the basics. The Commodore 64 comes with 64K of Random Access Memory, hooks up to any TV with its built-in RF modulator, and costs \$595. This places it midway in price and features between the 5K RAM VIC-20 at \$299 and the new 128K P128 at \$995 (see "Computers to Come" elsewhere in this issue). In many ways, the 64 is an interesting cross between the VIC and the P128. For example, it shares the P128's 40-column by 25-line screen display, an improvement over the VIC's 22 by 23 format. Other features in common with the P128 include 16-color graphics, the most sophisticated three-voice sound synthesizer chip in the home computer market, an optional plug-in Z-80 microprocessor board for CP/M capability, and three

screen modes (the 40 by 25 text mode, 320- by 200-pixel high resolution graphics, and 200- by 160-pixel medium resolution graphics).

In addition, the 64 has another important feature in common with the P128: "sprites" (known as player/missiles to Atari buffs). These are definable graphics figures which can be programmed to move around the screen in any mode, completely independent of the background and of each other.

On the other hand, the 64 has a few things in common with the VIC, too – mainly, its peripherals. The 64 is designed to work with the VIC's disk drives, printers, the new VICMODEM, the Datasette recorder, the light pen, joysticks, and paddles. However, before connecting the VIC-1540 disk drive to the 64, a ROM chip must be changed for full compatibility. Commodore will produce a new disk drive, called the 1541 and identical to the 1540 except for this chip, especially for the 64. Meanwhile, VIC owners switching to a 64 can upgrade their 1540 drives. Up to five of these 170K drives can be daisy-chained to the 64. Up to three more devices, such as the VIC Graphic Printer, can be chained onto the drives. The 64 also will run the wide range of CBM peripherals with an optional plug-in cartridge that provides an IEEE-488 interface.

The 64's compatibility extends to software, too. The 64 has 8K PET BASIC 2.0 (Upgrade ROM). Commodore says the cassette interface allows use of programs and files created on all other Commodore computers, and that most BASIC programs written on 40-column PETs will run without modification. Exceptions are programs which POKE screen memory locations, since these vary on different systems. For even greater software compatibility, Commodore will have a PET emulator that will transform the 64 into a PET in practically every area except machine language.

Besides all that, the 64's compatibility goes still further. It is designed to be the next logical step for owners of Commodore's new Max Machine. This \$179.95 game machine with a full-size bubble-membrane keyboard uses the same processor chip, sound chip, video chip, Datasette recorder, joystick, paddles, and game cartridges as the 64. Video game lovers who cut their teeth on simple programming with the Max Machine's optional BASIC cartridge can move up to the 64 without discarding their peripherals and game software.

## Chip Off The Old Block

The secret behind the Commodore 64's advanced features, yet extensive compatibility with earlier technology, is a new microprocessor chip for its Central Processing Unit (CPU). Instead of the



# Commodore Computers Bloom with CP/M<sup>®</sup>, Hard Disk and Multi-User Capability.

Now your Commodore can blossom into a full-blown CP/M-based or multi-user business system with the addition of one of these innovative peripherals. Your Commodore plus the SOFTBOX gives you a single-user CP/M system. Commodore plus HARDBOX puts Pet software on Corvus Disk Drives and multiplexing units.

## RUN CP/M WITH SOFTBOX ON FLOPPY AND HARD DISK.

Add SOFTBOX. The Z80-based computer which connects to your Commodore PET or CBM through the IEEE bus.

Now you have the ability to run any CP/M software or application, giving you a universe of computing capabilities you could only wish for until now.

Simply by plugging the SMALL SYSTEMS SOFTBOX into your Commodore Computer's IEEE-488 port and loading the CP/M disk, your computer will run under the world's most popular disk operating system. No internal connections or modifications to your computer are necessary.

Applications packages designed to work with specific terminals (like Lear Siegler ADM3A, Televideo 912 or Hazeltine 1500) need no modification to work with your computer's screen, since the SOFTBOX allows your computer to emulate any of these devices.

Interfaces that come with your SOFTBOX let you add the Corvus Hard Disk and any RS-232C peripheral. You can run a printer, and even talk to another CP/M based system.

90-Day Warranty. Suggested retail \$895  
Complete line of CP/M software available.

# SSE

**SMALL SYSTEMS ENGINEERING**  
222 B View Street  
Mountain View, CA 94041  
(415) 964-8201

CP/M is a registered trademark of Digital Research.  
© 1982 Small Systems Engineering Corp.

## COMMODORE DEALERS

Expand your customer base by including the vast range of CP/M software development and applications!

Small Systems Engineering provides everything you need to enter the CP/M marketplace. Excellent dealer margins. Advertising and marketing support. CP/M software on Commodore formats. Corvus products. Watch for innovative products from SSE to support your Commodore Computer line.

## HARDBOX GIVES PET DOS MULTI-USER AND HARD DISK CAPABILITY.


The HardBox introduces your PET software to the world of high-capacity, high speed disk storage. It acts as an intelligent controller for up to four Corvus Winchester disk drives. Each Corvus drive can have a capacity of 6, 10 or 20 million bytes.

The HardBox is designed to be software-compatible with PET DOS version 1 or 2, so that it will work with existing programs. The HardBox is designed to appear to the PET as a fast, high-capacity floppy disk unit.

When used with the Corvus range of drives, the HardBox provides much more than just a hard disk interface. By using an 8-way multiplexing unit, up to eight PET users, each equipped with a HardBox, may simultaneously address the same hard disk. By using two levels of multiplexing, up to 64 users may be accommodated. The hard disk may be divided logically into user areas.

A comprehensive set of utility programs are provided with the hardbox for file transfer, hard disk configuration, mirror backup, system maintenance etc.

90-Day Warranty. Suggested retail \$695.





6502 chip in earlier Commodores, the 64 has a 6510 designed by MOS Technology, the same Commodore subsidiary which designed the 6502. The 6510 has additional input/output lines, but is still, like the 6502, an eight-bit chip. Moreover, it shares the 6502's instruction set. This means machine language programmers will adapt quickly to the new chip.

Computers which rely on one chip, the CPU, for all their processing tend to be rather slow, so Commodore bestowed the 64 with additional chips to handle the time-consuming video and sound processing (a technique used also by Atari). The 6567 Video Interface Chip allows 255 combinations of border and background colors, 16 text colors and all 64 PET graphics characters. It also permits redefining custom character sets and sprites. The sound chip, called the 6581 Sound Interface Device (SID), is an extremely versatile three-voice synthesizer superior to anything found in other home/personal computers. We can say this with abandon because we've watched sound being programmed on the 64 and have heard the results.

The new chips make the Commodore 64 part of one family: the Max Machine uses the same three CPU, video, and sound chips, while the new Commodore P, B, and BX Series computers use the same SID chip for their sound (although they are based on a different, but similar, CPU, the 6509).

### Add Sprite To Your Life

The standout feature of the Commodore 64's graphics is the ability to manipulate sprites. Until now, the only home computers capable of displaying sprites were the Atari 400/800 and Texas Instruments TI-99/4A. All you Commodore loyalists who used to flip by articles on Atari player/missile graphics will have to learn what it's like to struggle with this new concept in computer animation. Luckily, you'll probably have it easier than Atari people, since the new Commodores use sprites even more powerfully than the Ataris.

### System Overhead: Diminishing RAM...

Theoretically, you can create up to 256 sprites on the Commodore 64. We say "theoretically" because memory limitations play a large factor, even with 64K of RAM. For one thing, not all of that 64K is available for programming; some is consumed by the system for overhead. When powered up under BASIC, a PRINT FRE(0) command to check on free memory yields 38,911 bytes. Commodore says 52K is available for machine language programming.

So how many sprites are possible? While 256

shapes can be defined in memory, one Commodore programmer says 48 is a realistic limit for display purposes. We can live with that! But there is a further limit of eight sprites per *scan line*, the horizontal lines forming the TV picture. That is, if more than eight sprites are displayed at once at the same "latitude," the extra sprites momentarily disappear as they pass by.

However, there are ways around some of these limits. The 64 has a trick similar to Atari display list interrupts. A Commodore programmer referred to it as a "raster scan interrupt." This allows the same eight sprites to be used more than once on the same screen. For example, consider a Space Invaders-type game. Eight sprites can be displayed as the top row of aliens. A split-second after that row is scanned onto the screen, an interrupt is triggered, the sprites are redefined, and finally are redisplayed as the next row of aliens. This process is repeated all the way down the screen. So you can put, say, five rows of eight aliens each (total = 40 aliens) on one screen using only the same eight sprites.

Commodore has also provided collision and priority registers to accompany the sprites. Collision registers detect when sprites bump into each other – to trigger an explosion in a game, for example. Priority registers allow programmers to define each sprite's display priority in relation to the screen background and other sprites. For instance, a sprite defined as an airplane can be moved behind or in front of a cloud on the screen, simulating three dimensions.

Atari programmers accustomed to handling "players" and "missiles" as separate objects will have to adjust their thinking on the Commodore 64. The 64 has only sprites, which are used for both. Actually, the Atari works in a similar way, splitting its fifth player into four missiles to accompany the other four players. Programmers on the 64 will simply construct missiles out of whole sprites, since they have so many on hand anyway.

Sprites on the 64 can be defined up to 21 pixels high by 24 pixels wide, and with up to three colors each. In addition, a single statement will double a sprite in either direction, or both. Best of all, movement is extremely simple and fast: specify an X,Y position on the screen and the sprite is there.

On microcomputers which have them, sprites are proving to be the most powerful – yet under-used – graphics feature available. Games ordinarily requiring 48K RAM or more to handle complicated animation can be done in 16K on machines with sprites. The Commodore 64's approach to sprites appears to be the most powerful to date. We can expect some dazzling arcade-style games as pro-



grammers get the hang of working with the 64.

**The Sound Of Music**

No doubt about it: the new Commodores with the SID chip have the most sophisticated sound capabilities of any home/personal computers on the market. Skeptical? You won't be after you hear them. For one thing, the SID chip is much more than the tone generators found in other computers. It is a true sound synthesizer with an envelope generator for each of its three voices, programmable attack, decay, sustain, and release for each voice, plus a choice of four waveforms, plus programmable high-, low-, band-, and notch-pass filters, plus 16-bit frequency resolution over a nine-octave range from 0-4 KHz, and even variable resonance and a master volume control.

Commodore sales literature does not exaggerate: the 64 truly rivals the capabilities until now found only in dedicated keyboard synthesizers.

The four waveforms allow users to vary the tone of each voice. For example, the variable-pulse waveform produces a sharp, biting sound like the tone generators in other computers. The triangle waveform is much more mellow, simulating organ music. The sawtooth waveform is abrupt, like a harpsichord. And the fourth waveform, "white noise," is handy for sound effects such as explosions.

The programmable attack-decay-sustain-release synthesizes the acoustical properties of notes made by ordinary musical instruments. The "attack" is the rapidity with which the note reaches its peak; a sharp, biting note is represented by a steep attack slope. "Decay" is the slope of the note's decline. "Sustain" is the note's duration. "Release" is the dying of the note to silence. The SID chip allows notes to be sustained up to 24 seconds.

Further processing of the note is possible with the programmable filters. These are often found as slide controls on keyboard synthesizers, and are available through BASIC on the Commodore 64. The 16-bit resolution means notes can be extremely fine-tuned - in increments of 0.059 KHz, in fact.

All these features might seem to make sound on the 64 difficult to program, but a Commodore representative managed to transform a row of keys into a primitive organ with less than a screenful of BASIC.

Not only does the 64 have an audio output port to feed all those fantastic sounds through a stereo system, but one Commodore programmer says it is even possible to feed outside sources into the computer. Can you imagine plugging and electric guitar into the 64, processing the sound through the SID chip, and routing it back to the amplifier? The neighbors will love you!

**Odds And Ends**


The Commodore 64 offers other niceties, too: syntax errors are detected upon entry, before RUN. There's a video monitor output. An assembler for the 6510 CPU is promised soon. The plug-in cartridges allow up to 16K additional ROM and 2K RAM. There are ports for two Atari-type joysticks or four paddles. And there will be a forthcoming version of LOGO, the popular educational language for children.

*Next month, Part II will take an even more detailed look at the Commodore 64's advanced features.*




**MEMOREX  
FLEXIBLE DISCS**

**WE WILL NOT BE UNDER-SOLD!!** Call Free **(800)235-4137** for prices and information. Dealer inquiries invited and C.O.D.'s accepted.



**PACIFIC EXCHANGES**  
100 Foothill Blvd.  
San Luis Obispo, CA  
93401. In Cal. call  
(800) 592-5935 or  
(805) 543-1037



**NEW VIC-20 - CBM-64 AND PET PRODUCTS**

**\*\*\*PRINTER INTERFACE\*\*\***

Adapts VIC-20 and CBM-64 to a Centronics type interface. Allows printing to MX-80 type printer.

**\*\*\*COMMUNICATION CARTRIDGE\*\*\***

Makes VIC into dumb terminal with selectable parameters.

Model MW-300 39.95

**\*\*\*V-DATA BASE\*\*\***


Allows user to generate mail lists, and inventories.

Model MW-301c Cassette 29.95

MW-301d Disk 49.95

**\*\*\*8 BIT DIGITAL TO ANALOG CONVERTER AND 8 CHANNEL ANALOG TO DIGITAL CONVERTER\*\*\***

Allows your VIC or PET to output analog signals. Plugs into your parallel users port. Has capability for 8 channel analog to digital conversion.



Model MW-304p PET/CBM 139.95  
Model MW-304v VIC/CBM64 129.95

**MICRO WORLD ELECTRONIX INC.**

6340 W. Mississippi Ave.  
Lakewood, Colorado 80226 (303) 934-1973



*Drawing on his background as a professional programmer for Interact and Atari, the author offers a solid case for the "other half" of programming — debugging.*

# Don't Forget Testing

Dave Johnson  
Mountain View, CA

Testing is an often overlooked phase of the software development process. But many large software developers have learned to devote as much time and effort to testing as they do to programming. If you plan to sell your programs or to give them to other computer users, you should be fairly confident that the programs work. Not very many of us have given much thought to what we can do to give us this confidence. This article will offer suggestions and methods to help you gain confidence in the reliability of your programs.

The first thing to look at, of course, is the way that you write your programs. Programs that are written in a structured, logically organized manner tend to have fewer problems, to work better in less memory, and to be easier to fix when problems are found. But all of us reading this article use faultless programming methods, so I won't pursue this.

## What Should The Program Do?

To start the testing process you need to define exactly what the program must do and not do before you will give it your stamp of approval. This is more complicated than it seems. To demonstrate how complicated, let's look at the questions that arise when trying to test a very simple BASIC program. This hypothetical program will just accept your name as input and display it on the screen.

Obviously, the first visible function of our program is to get your name. (I say "visible" because the program may spend some time dimensioning arrays, etc., internally. The first visible function is to get the name.) In my opinion, if you run any program, but all that is displayed is a question mark, that is a problem. "Human engineering" is very important in programs that you intend to sell. The program should make it clear to the user what it wants the user to do. Our little program should

prompt you by displaying a message such as "Please type in your name." To summarize, one question to ask when reviewing a program is "Does the program prompt for input correctly and clearly?"

Now you must type in your name. How many letters can you type that the computer accepts? Are strings big enough for all possibilities? Will the computer let you know if this limit is exceeded? Do the instructions supplied with the program tell you what this limit is? (Naturally you included instructions with your program!) Are control-C's or other keys that cause a program to abort masked out? Is it clear what the allowable range of inputs is? Does the program catch input errors and gracefully recover from them? (And tell you what the error was?)

Now let's look at the display of the name. Does the program display the name on the next line, or does it give breathing room of a couple of lines so that you are not confused by a crowded screen? Does the program display the correct name? Are displays correct, clear and easily understood?

Once the program has run through once, does it simply return to BASIC, ask for another name, or allow options?

This example was intended to give you an idea of the kinds of questions that must be answered when deciding whether or not to approve a program. When we talk about a "bug," we can be talking about anything from a problem that erases everything on your disk to a misspelled word in your instruction manual. If you are putting together a simple program that will be used a few times, you will have different requirements than you will if you have a business reputation to maintain. You see that you have to decide just what you will call a problem that you will spend time fixing, and what you will let go by.

## Finding The Bugs

Once you have decided what to say are problems, how do you conduct a test that finds them? The most useful thing I can say, to start with, is that you should WANT to find bugs! If you write a program that runs the first time and doesn't look like it has bugs in it, that does *not* mean you are a good programmer. It only means that you have not looked for the bugs yet! Too often programmers take it personally if bugs are found in their codes and subconsciously design tests that will not find bugs. Not finding bugs doesn't mean that there are no bugs; it means they have not been found!

There are two types of testing to consider. Both types should be used on your product. The first is testing that you set up and conduct. The second is testing that some independent, objective person conducts without interference from you.



# DOS FOR AIM-65:® \$499.00

## COMPLETE!


INSTANT EASY ACCESS TO YOUR AIM-65 PROGRAMS!  
MANIPULATE OBJECT FILES AT THE TOUCH OF A KEY.  
NEW BYTE-DOS DISC OPERATING SYSTEM.  
153K BYTES ON-LINE. INEXPENSIVELY!

### BYTE-DOS COMMANDS

- **FORMAT** - Prepares New Disc
- **BAD SECTOR SCAN** - QC's Disc
- **DUMP** - RAM File to Disc
- **LOAD** - Disc File to Ram
- **LIST** - Prints Disc File Names
- **ERASE** - Eliminate a File
- **UNERASE** - File Recovery
- **RENAME** - Rename a File
- **COPY** - Copy 1 File
- **TRANSFER** - Copy Complete Disc
- **KOMPRESS** - Optimizes Disc Space

AND MORE!

IT'S EASY AND FUN TO USE!



## BYTE MICROSYSTEMS

C O R P O R A T I O N

1477 ELKA AVENUE, SAN JOSE, CA 95129

408/446/0559

● *BYTE-DOS OPERATES WITH THE AIM-65 MONITOR, BASIC, ASSEMBLER, EDITOR, PL/65 AND FORTH. ACCESS IS THROUGH PROGRAM I/O AND F1-F3 KEYS. BYTE-DOS SUPPORTS ONE OR TWO 5 1/4" OR 8" FLOPPYS!*

● *BYTE-DOS \$499 SYSTEM INCLUDES DISC CONTROLLER CARD, TEAC FD-50A DISC DRIVE (153K FORMATTED BYTES), BYTE-DOS SOFTWARE SYSTEM, CABLES, CONNECTORS, MANUALS. COMPLETE! JUST PLUG IT TOGETHER AND USE!*

AIM-65 is a trademark of Rockwell International



SEND ME THE FULL STORY!

Name \_\_\_\_\_

Company \_\_\_\_\_

Address \_\_\_\_\_

City \_\_\_\_\_ State \_\_\_\_\_ Zip \_\_\_\_\_

Telephone \_\_\_\_\_  home  work

I own an AIM-65.

I'm thinking of buying an AIM-65.

Send full BYTE-DOS Data.



You have the advantage of knowing the code. This advantage, by the way, is called "white box" logic coverage testing. You know the logic of, for example, a FOR 1 TO 10 loop. You can look at what happens the first time through, one time in the middle, and the tenth time. (Both extremes, and the middle.) Try to cover all the "paths" through your program, as well as conditions outside of the expected. For example, for a subroutine that expects a variable IVAR to be between 1 and 10, test by passing 1, 5, 10, 0, -1, -99, 11, and 99 in IVAR. (Extremes, middle, and outside.)

"Black box" testing methods are designed by someone not familiar with the code. The program is approached as an unknown (a black box), and the tester knows only what the program functionally should and should not do. The tester is not concerned with how the computer does what it does, only with whether it does or not. As the programmer, you may be so involved with a tricky problem in a small segment of code that you overlook a major design consideration.

To set up such a test, sit down with the functional definition that was put together earlier and come up with "test cases." Test cases are inputs that will take the program through a variety of possible paths. I have seen very detailed test cases that

cover hundreds of pages for relatively simple programs.

There should be a procedure for the tester to verify completing each step of the test case and to comment on the results. This way you will know what led up to any problems you might encounter. Duplicating problems can be the hardest part of the debugging process.

For our demonstration BASIC program that inputs and displays a name, the test cases might look like this:

Input	Expect to see	Comments
BILL	BILL	I saw "BILL"
Bill	Bill	Still saw "BILL"
BILLY BOB	BILLY BOB	Still saw "BILL"
Bob	Bob	Now it says "Bobb"

You should develop a structured, organized testing plan for each testing method that can be generally applied to different programs. You can refine such a plan as you find areas that are lacking. Unfortunately, finding these areas means getting letters from customers saying: "When I type CONTROL SHIFT W followed by a CONTROL BACKSPACE the second time I run the program, the screen turns orange. But I can't make this happen the first or third time." Your *next* program will be tested for this! ©

## VOICE I/O THAT WORKS!

for the COMMODORE and APPLE II computers

Voice I/O has come a long way from the barely intelligible computer speech of only a few years ago. It is now possible to enter data or commands to your computer just by talking to it and the computer can talk back with clear, pleasant, human sounding voice.

The COGNIVOX models VIO-1002 (for Commodore) and VIO-1003 (for the Apple II+) are at the forefront of a new generation of Voice I/O peripherals that are easy to use, offer excellent performance and are affordably priced.

### SOME SPECIFICATIONS

COGNIVOX can be trained to recognize up to 32 words or phrases chosen by the user. To train COGNIVOX to recognize a new word, you simply repeat the word three times under the prompting of the system.

COGNIVOX will also speak with a vocabulary of 32 words or phrases chosen by the user. This vocabulary is independent of the recognition vocabulary, so a dialog with the computer is possible. Memory requirements for voice response are approximately 700 bytes per word.

For applications requiring more than 32 words, you can have two or more vocabularies and switch back and forth between them. Vocabularies can also be stored on disk.



### HOW IT WORKS

COGNIVOX uses a unique single-chip signal processor and an exclusive non-linear pattern matching algorithm to do speech recognition. This gives reliable operation at low cost. In fact, the performance of COGNIVOX in speech recognition is equal or better to units costing many times as much.



For voice output, COGNIVOX digitizes and stores the voice of the user, using a data compression algorithm. This method offers four major advantages: First there are no restrictions to the words COGNIVOX can say. If a human can say it, COGNIVOX will say it too. Second, it is very easy to program your favorite words. Just say them in the microphone. Third, you have a choice of voices: male, female, child, foreign. Fourth and foremost, COGNIVOX sounds very, very good. Nothing in the market today can even come close to the quality of COGNIVOX speech output. You can verify this yourself by calling us and asking to hear a COGNIVOX demo over the phone. Hearing is believing.

### A COMPLETE SYSTEM

COGNIVOX comes assembled and tested and it includes microphone, software, power supply, built in speaker/amplifier and extensive user manual. All you need to get COGNIVOX up and running is to plug it in and load one of the programs supplied.

It is easy to write your own talking and listening programs too. A single statement in BASIC is all that you need to say or recognize a word. Full instructions on how to do it are given in the manual.

COGNIVOX model VIO-1002 will work with all Commodore computers with at least 16k of RAM. Model VIO-1003 requires a 48k APPLE II+ with 1 disk drive and DOS 3.3.

### ORDER YOUR COGNIVOX NOW

Call us at (805) 685-1854 between 9am and 4pm PST and charge your COGNIVOX to your credit card or order COD. Or send us a check in the mail, specifying your computer. Price for either model of COGNIVOX is \$295 plus \$4 shipping in the U.S. (foreign add 10% we ship AIR MAIL).

## VOICETEK

P.O. Box 388, Goleta, CA 93116

## VIC-20

### VIC-20 INTERFACING BLUE BOOK

Did you know that your VIC can be used to control a 99¢ toy motor so effectively that it runs like a precision machine? Or that you can make VIC talk with an interface you can build at a total parts costs of under \$5?

These and other 18 interfacing projects selected for ease of construction and low cost are detailed in the VIC-20 Interfacing Blue Book a veritable gold mine of practical information on how to build interfaces to sense levels, dial telephones, detect liquid levels, control lights, do A/D and D/A conversion and many more.

Written by a college professor in a friendly and easy going style, the Blue Book gives you theory of operation, schematics, program listings, parts lists, construction hints and sources of materials for each one of the 20 projects.

If you want to get the most out of your VIC this book is a must. Cost is \$14.95 (less than 75¢ per project!).

### WORD WHIZ

Here is a no frills word processor that does the job and is so small it leaves plenty of memory for your text. Yet it offers full screen editing and easy save of work in progress. This pocket-rocket does it by taking advantage of VIC's built-in text manipulation capabilities. It delivers outstanding performance for letters and short manuscripts (up to 10 pages).

WORD WHIZ is all that is likely to need for word processing in your VIC and costs only \$14.95.

**NOW \$9.95**  
Above prices include postage in the U.S. CA res. add 6% tax. Foreign add \$2.

## microsignal

900 Embarcadero Del Mar, Unit A  
Goleta, CA 93117



A Monthly Column



# Friends Of The Turtle

David D. Thornburg  
Associate Editor

## Dear Turtle ...

Dear Turtle,

I have an Apple II and want to buy LOGO for it. Which is the best version to get? My sister in Azuza (who has been chasing my husband since day one) likes the Terrapin version, and my husband (who would probably run off with the bank teller if I didn't have the goods on his father's secretary) favors Krell. I am leaning towards the LCSi version sold by Apple. Should I trust my heart?

Perplexed in Pensacola

*Dear Perplexed,*

*As soon as I add Krell LOGO to my collection, I will write a report on all three. No matter which you choose, you will find LOGO to be a marvelous language. Your sister could be more of a problem if she knew how similar the Krell and Terrapin LOGO's are. I think it's time the three of you shared procedures*

Dear Turtle,

Why is it that FOLLLK is now FOLLK (Friends of Lisp/LOGO and Kids) and is now located at 436 Arbaldo Dr., San Francisco, CA 94132?

Just Asking

*Dear Just Asking,*

*Beats me. It could be that they fellt that FOLLLK had toooooo many LLLLLLL's in it. Remember that a one-L lama is a priest, a two-L llama is an animal and that a three-L "lama" is a big fire.*

Dear Turtle,

My brother-in-law runs a newsstand. Ever since he started selling **COMPUTE!** he has been too busy to see his wife (so he says). Since he is devoting his life to his work, what are the chances he will also be able to sell an all-LOGO magazine soon?

St. Louis Blue

*Dear Saint,*

*My experts tell me that both the Krell people and the FOLLK folk will be publishing LOGO newsletters soon.*

*If your brother-in-law also sold **COMPUTE! Books**, he could build an addition to his newsstand to house your sister.*

Dear Turtle,

How come TI didn't go down the drain like Thornburg predicted when the 99/4 first came out?

Disillusioned

*Dear Disillusioned,*

*TI's remarkable turnaround can be linked to the three L's: Low prices, Lots of product, and LOGO. TI is clearly in this business to stay. As for Thornburg ...*

Dear Turtle,

Why haven't you told PET users about Spider by Bill Finzer? This "turtle" program is available from both the Softswap Microcomputer Center, San Mateo County Office of Education, 333 Main St., Redwood City, CA 94063, or from San Francisco State University, Center for Mathematical Literacy, 1600 Holloway Ave., San Francisco, CA 94132.

Tulare Fan

*Dear Tulare Fan,*

*I just did.*

Dear Turtle,

Talk about dumb. My local computer store salespeople don't know what a Big Trak is.

Amused

*Dear Amused,*

*Tell them to drop into their local toy store to see the Big Trak robot vehicle by Milton Bradley. It is the best (and only) \$40 programmable LOGO-like turtle on the market.*

Dear Turtle,

I think Turtle Geometry is awful. It lets anyone quickly create pictures on a display with a minimum



of training. People should have to *work* for this privilege. As for myself, I think people should use coordinate pairs and have to specify both the *x* and *y* coordinates for each point on the screen. Enough of this nonsense! I think, therefore I am most sincerely yours,

René Descartes

Dear René,

You might want to become a philosopher or something, and leave graphics to the rest of us.



Dear Turtle,

While you were answering those letters, I was trying out an Atari PILOT program written by Dr. R. Bharath, an associate professor at Northern Michigan University. His program simulates the "Drunkard's Walk" problem in which one guesses the number of steps needed to reach a target, given a certain probability of moving toward or away from the target. He hopes that **COMPUTE!** readers find it interesting.

Dr. T.

Dear Dr. T.

Dr. Bharath's program is presented here.



Confidential to Lost in Space,

As Atari PILOT programmer Richard Kline says,

GR: PEN RED

GR: 28(DRAW 6; TURN 13)

GR: PEN BLUE

GR: GOTO 12,-19

GR: TURN 14; 5(DRAW 50; TURN 144)



10 T: DRUNKARDS WALK BY R. BHARATH

20 T:

30 T:A DRUNKARD COMES OUT OF PUB WHICH IS\

40 T:MIDWAY BETWEEN HOME AND A POND <TEN S  
TEPS FROM EACH>. \

50 T:AT EACH STEP CHANCES ARE THE SAME THA  
T THE NEXT STEP WILL BE TOWARDS HO  
ME.\

60 T:YOU HAVE TO GIVE THIS PROBABILITY\

70 T:AND THE PROGRAM CALCULATES WHERE THE ~  
PERSON ENDS UP AND \

80 T:HOW MANY STEPS IT WILL TAKE TO REACH ~  
THE DESTINATION <HOME OR POND>.

90 T:

100 T:

110 T:

120 T:WHAT ARE THE CHANCES THE NEXT STEP WI  
LL BE TOWARDS HOME?

130 T:<GIVE YOUR RESPONSE ON SCALE 0 TO 10

140 T:10 MEANS CERTAIN TO TAKE EACH STEP TO  
WARDS HOME

150 T:0 MEANS CERTAIN TO TAKE EACH STEP TOW  
ARDS POND >

160 A: #P

170 T:GUESS IF HE WILL REACH HOME<SAY YES O  
R NO>

180 A:\$GUESS

190 T:GUESS HOW MANY STEPS HE WILL TAKE BEF  
ORE GETTING TO HIS DESTINATION <HO  
ME\

195 T:OR POND>

200 A:#G

210 GR:TURN 90

220 C:#D=0

230 C:#C=0

240 \*BBB

250 GR:PEN YELLOW

260 GR:GOTO -50,0

270 GR:GOTO 50,0

280 GR: PEN RED

290 GR: GOTO #D,0

300 C: #X=?\10

310 C:#Y=1-<2\*#X<#P>>

320 T: STEP NUMBER #C

330 PA:50

340 GR:GO 5\*#Y

350 C:#D=#D+<5\*#Y>

360 C:#C=#C+1

370 J<#D=-50>: \*EEE

380 J<#D=50>: \*EEE

390 PA :20

400 GR: CLEAR

410 J: \*BBB

420 \*EEE

430 PA:100

440 GR:QUIT

450 J<#D=50>:\*F

460 T: REACHES HOME

470 A:=\$GUESS

480 M:YES

490 TY:YOU WERE RIGHT

500 TN:YOU GOT IT WRONG

510 J:\*X

520 \*F T:FALLS IN POND

530 A:=\$GUESS

540 M:NO

550 TY:YOU WERE RIGHT

560 TN:YOU WERE WRONG

570 \*X

580 T:TAKES #C STEPS IN PROCESS

590 T:<WITH CHANCE #P IN 10 OF TAKING A STE  
P TOWARDS HOME AT EACH STEP>

600 T:

610 T:

620 T:

630 T:<YOUR GUESS WAS #G STEPS>

640 E:

©

**COMPUTE!**  
The Resource.



An Intriguing  
New Release from  
**COMPUTE! Books:**  
Every Kid's  
First Book  
Of Robots  
And Computers


By David Thornburg

From the author's preface:

"This book allows children to develop skills in computer programming and geometry through the use of a commonly available toy - the Big Trak™ robot vehicle. Programming is introduced as the communication tool through which the child conveys instructions to the machine. Once the machine's language limitations are understood, it can be made to follow any procedure which has been entered by the user.

"Our use of turtle commands as the programming language mirrors the process-based descriptions commonly used by children. For example, a child is likely to describe a nearby location, such as a friend's house, by a procedure (Go two blocks, turn right, go another block, turn left,...). Because turtle geometry has been incorporated as the graphics environment in several computer languages available for the popular desk-top computers, these programming ideas can continue to be used as the child learns to operate other computers."

In *Every Kid's First Book Of Robots And Computers*, author David Thornburg conveys a uniquely exciting learning experience for children, parents, and teachers. The book uses Big Trak, PILOT/LOGO type languages, and Turtle Tiles™ to explore the concepts and techniques of robot/computer programming. Turtle Tiles, included with every book, are designed to provide hands-on programming experience to children without access to a Big Trak or a personal computer. Additionally, the Tiles can be used in conjunction with either of these items to share and reinforce the exercises in the book.



Ask for  
*Every Kid's First Book Of Robots And Computers*  
at your computer retailer, local bookstore,  
or order directly from:

**COMPUTE! Books** For Fastest Service,  
**P.O. Box 5406** Call Toll Free  
**Greensboro, NC** 800-334-0868  
**27403** In NC 919-275-9809

\$4.95 plus \$1.00 shipping and handling.  
ISBN 0-942386-05-1. Perfect bound, 96 pages plus Turtle  
Tiles™. Fully illustrated.

Dealer and educator quantity discounts are available.  
Big Trak is a trademark of the Milton Bradley Company.  
Turtle Tiles are a trademark of David D. Thornburg and Innovision, Inc.

# LOGO

© M.I.T.

## Krell's LOGO for APPLE II\* Includes: our new low price and

1. Two copies of Krell's LOGO for Apple II\*
2. A UTILITY disk containing M.I.T.'s extremely valuable demonstration material, a series of pre-defined shapes which may be substituted for the LOGO TURTLE, and Krell's timesaving library of pre-defined procedures.
3. ALICE IN LOGOLAND, a twenty program tutorial series for intermediate and experienced programmers new to the LOGO language.
4. The technical manual LOGO for Apple II\* by H. Abelson & L. Klotz. This is the official technical manual issued by M.I.T.
5. LOGO FOR THE APPLE II\* by Harold Abelson, Byte Books. A complete instructional manual for intermediate and advanced users of LOGO.
6. THE ALICE IN LOGOLAND PRIMER, a step by step, lavishly illustrated introduction to LOGO for those who are new to both programming and to LOGO. (available in May and sent free to all purchasers of Krell's LOGO for Apple II\*).
7. A comprehensive wall chart that portrays, explains and graphically illustrates the LOGO commands in action.
8. A one-year's free subscription to the LOGO & EDUCATIONAL COMPUTING NEWSLETTER. (Regularly \$30.00 per year). A new authoritative source of information about the structure, classroom application and capabilities of LOGO, plus an up to the minute forum on the most significant new ideas and issues in educational computing.

**\$149.95**

## College Board SAT\* Prep Series

TRS-80, APPLE, PET, ATARI, CP/M, PDP-11 Based on past exams, presents material on the same level of difficulty and in the same form used in the S.A.T.

S.A.T., P.S.A.T., N.M.S.Q.T. — Educator Edition set includes 25 programs covering Vocabulary, Word Relationships, Reading Comprehension, Sentence Completion, and Mathematics. \$229.95  
INDEPENDENT TESTS OF S.A.T. SERIES PERFORMANCE SHOW A MEAN TOTAL INCREASE OF 70 POINTS IN STUDENTS' SCORES.

GRADUATE RECORD EXAM Series — Educator Edition includes 28 programs covering Vocabulary, Word Relationships, Reading Comprehension, Sentence Completion, Mathematics, Analytical Reasoning, and Logical Diagrams. \$289.95

## Micro-Deutsch

MICRO-DEUTSCH set includes 24 grammar lessons, covering all materials of an introductory German course. Four test units also included. Grammar lessons use substitution transformation drills, item ordering, translations and verb drills. Drill vocabulary based on frequency lists. Suitable for use with any high school or college textbook. Extensively field tested at SUNY, Stony Brook. APPLE\*, PET\* \$179.95

## Isaac Newton + F.G. Newton

Perhaps the most fascinating and valuable educational game ever devised - ISAAC NEWTON challenges the players to assemble evidence and discern the underlying "Laws of Nature" that have produced this evidence. Players propose experiments to determine if new data conform to the "Laws of Nature". FULL GRAPHICS NEWTON - presents all data in graphic form. This game is suitable for children. Players may select difficulty levels challenging to the most skilled adults. Both Games \$49.95



**Krell Software Corp.**

1754

"The State of the Art in Educational Computing"

1320 STONY BROOK ROAD / STONY BROOK NY 11790 / (516) 751-5139

Krell Software Corp. has no official ties with the College Entrance Examination Board or the Educational Testing Service. Krell is, however, a supplier of products to the E.T.S. N.Y.S. residents add sales tax.  
PROGRAMS AVAILABLE FOR THE TRS80, APPLE II, PET & ATARI.  
\*Trademarks of Apple Comp Corp., Tandy Corp., Commodore Corp., Atari Corp.



*Sometimes those beautiful Atari graphics can take a long time to create. This program eases your task by adding to the graphics commands already in BASIC.*

# Atari Sketchpad

Todd Mowbray  
Burlington, Ontario

This program is dedicated to those Atari owners who use the graphics modes on their machines frequently for pictures and graphics displays. This program replaces the need to type out commands such as DRAWTO and PLOT, and it also can correct mistakes. It uses the Graphics modes with a text window (modes 3-8) and can be run on 8K. However, on the 8K machines the high-resolution graphics are unattainable, due to the memory usage for the display. There are seven commands to be used within the program: Plot, Drawto, Erase, Change Modes, Clear Screen, Print Out and Quit.

All of the commands use short forms such as "p" for "plot." The commands and their short forms are reviewed below.

**Plot:** Short form "p". This is the same as the BASIC PLOT, and as long as the values are within the specified ranges (see below) they will be plotted.

**Drawto:** Short form "d". This is the same as the BASIC DRAWTO, and the same is true about the values.

**Erase:** Short form "e". This is a built-in command that is well used once you get a picture

**Table 1. Maximum values for Graphics modes 3 to 8.**

Graphics Mode	Horizontal	Vertical
3	40	20
4	80	40
5	80	40
6	160	80
7	160	80
8	320	160

Of course, when you use these values, remember that the upper left hand corner is 0,0. For Graphics mode 8, the x axis or horizontal maximum number is 319. This is because the Atari starts at zero instead of one for addressing to the screen.

or graphics display nearly done. It erases the last line, or PLOT command, that was entered.

**Change Modes:** Short form "cm". This command display changes the Graphics modes for you, to any desired mode (3-8).

**Clear Screen:** Short form "cs". This one is self-explanatory.

**Print Out:** Short form "po". This is another

**Table 2: Variables**

## Variables

**A\$,A,B,X(I),Y(I),AA,BB,T**

**A\$** – holds the commands that were entered (p and d)

**A,B** – present location of "pencil" on screen

**X(I), Y(I)** – old values of A and B

**AA,BB** – maximum values for the Graphics mode

**T** – a counter for the number of commands (p and d), and also helps to keep track of old commands

**50** – dimensions A\$,C\$,X(I),Y(I), and T

**100-105** – Title

**115-120** – set up Graphics mode

**121-123** – read in values for AA and BB

**125** – sets Graphics mode

**150-195** – wait for command, and if proper one is used, branch to the appropriate subroutine.

**500-525** – plotting subroutine. Check values and at line 515 add command to A\$, and values to X(I) and Y(I).

**750-775** – DRAWTO subroutine. Check values, and, if correct, add the command to A\$ and values to X(I) and Y(I).

**1000-1015** – erase subroutine; erase last command, take it from A\$, and take the values away from X(I) and Y(I).

**1025-1080** – print out subroutine; prints out the commands (p and d) and their corresponding values. Will print out 20 of them and then ask for a number. This is only designed as a delay, so that if you are writing them down, you will have time.

**5000** – a delay subroutine.

And that's all there is to it. The program will run as is, or it could be changed to have a Change Color command. Happy sketching!



QUALITY PRODUCTS FOR ATARI COMPUTERS



FROM SWIFTY SOFTWARE

ORDERED BY NASA

Yes, the National Aeronautics and Space Administration selected these three quality products.

**HARDWARE**  
**DISK SENTRY™**

An intelligent digital accessory for your ATARI 810 Disk Drive, lets you selectively write data to both sides of single sided and write protected disks. DISK SENTRY cannot harm your drive or disks. Installs and removes easily; no soldering required. DISK SENTRY's LED signals system status, preventing accidental erasure of data. DISK SENTRY is a convenient push button write-protect override which can pay for itself with your first box of disks. \$39.95

**NEW GAMES™**  
**HAUNTED HILL™**

In this super game you fight bats and ghosts in the dark of a cemetery. This exciting, all machine language game has arcade quality graphics and speed. Requires Joystick. DISK ONLY. \$29.95

**TRIVIA TREK™**

A multiple choice game of trivia for one or two players or teams. Comes complete with fifty categories of trivia questions and over two thousand multiple choice answers. A program for creating your own trivia questions and answers is also included. Play it for fun, test your knowledge or entertain friends. Parents and teachers can also make up questions. Great at parties. 32K Disk Only. \$29.95

**UTILITIES**  
**DISKETTE INVENTORY SYSTEM™**

Use this system to gain control of your expanding disk/program inventory. Quickly get locations of single or multiple copies of your programs and all your valuable files. An invaluable tool, this system is easy and convenient to use and to update. 24K disk system required. \$24.95 Printer suggested.

**SWIFTY UTILITIES**

A valuable collection of programming utilities for the ATARI programmer. This DISK ONLY package includes all of Programming Aids I and additional programs designed to make programming time more efficient. Special MENU program runs both saved and listed programs. REM REMOVER eliminates REM statements so programs take less core and run faster. PRINT 825 and PRINTEPS custom print programs prepare condensed, indented and paginated program listings on your ATARI 825 or EPSON MX-80 printer. Listings identify machine code, graphics and inverse video characters. VARIABLE LIST and VARIABLE PRINT programs help you prepare alphabetized annotated list of your program variables. A delete lines utility provides convenience of line deletion while a DOS CALLER gives you convenient access to many DOS utilities while your program is in core. Disklist prepares disk jacket labels. Many of these programs work coreident with each other and with your program. Disk Drive and minimum of 24K required. \$29.95

**PROGRAMMING AIDS PACKAGE I™**

Four utility programs to help increase programming efficiency and learn more about your computer. RENUMBER handles references and even variables. Generates Diagnostic Tables for programming error detection. PROGRAM DECODER, DECIMAL to BCD and BCD to DECIMAL programs give you a practical way of studying internal program representation and ATARI number-conversion procedures. Comes with comprehensive user's manual. 16K cassette \$14.95; 24K disk \$19.95

**SWIFTY TACH MASTER™**

An accurate disk speed diagnostic utility program designed specifically for ATARI 810 Disk Drives. Provides easy-to-read visual indication of the speed of any drive connected to your system. Using the accuracy of machine language, TACH MASTER displays five RPM readings per second with a working tachometer accurate to 1/4 RPM. Allows you to adjust your drive(s) to factory specs easily and at any time in the convenience of your own home. Comes complete with easy to follow user's manual. \$29.95

**SWIFTY DATALINK™**

High Quality Smart Terminal Communications program. Easy to use Multi-Option, Menu Driven. Full performance uploading/downloading. Works in Duplex or Simplex modes supporting ASCII and ATASCII transmission. Printer Dump, Screen Dump and Disk Search options. Use as remote terminal. Send/receive and store programs and data files. Saves connect time charges with commercial services. Requires 24K RAM, 810 Disk Drive, 850 Interface or equivalent, 830 or other 300 Baud modem. (Printer optional) \$39.95

**PERSONAL DATA MANAGEMENT**  
**FILE-IT 2™**

This is Jerry White's popular database system for filing and managing personal and financial information. Create, store, manipulate and retrieve all types of data. Special financial entry and report programs create a powerful personal accounting system. Monthly Bar Graph program shows financial data on the screen and/or printer. Supports up to four disk drives as well as the Axlon Ramdisk (if you have one). Mailing list program generates mailing labels in one or two across format. Extensively documented in a ring binder. 24K Disk and Printer. \$49.95 + \$3.50 for shipping and handling.

**FUN "n" GAMES #1™**

WORDGAMES, POSSIBLE and LEAPFROG giving you hours of fun, challenge and entertainment. WORDGAMES, two games in one, contains GUESSIT - a deductive alphabetic reasoning game for one or two players and WORDJUMBLE - a multiple word descrambling puzzle with play-on-word hints and mystery answers. Instructions show how you can substitute your own words. Use POSSIBLE to help descramble word jumble puzzles or to create your own. All letter/number combinations or permutations of input are printed to screen or optional printer. LEAPFROG is a Chinese-Checker type jumping game in which you try to position two sets of animated jumping frogs in a minimum number of moves. 16K Cassette \$19.95; 24K Disk \$24.95. Disk version of GUESSIT works with VOTRAX Type "n" TALK. A real crowd pleaser.



**ACCESSORIES**

**VINYL DUST COVERS**

Custom sewn upholstery grade vinyl dust covers for ATARI 800 and 400 computers and the 810 and 825 peripherals. Protecting your equipment when not in use, these crisp black covers go well with any decor. Specify model(s) when ordering. \$14.95 each.

send check or money order including \$2.50 Shipping and Handling to:

**SWIFTY SOFTWARE, INC.**

64 BROAD HOLLOW ROAD  
MELVILLE, N.Y. 11747  
(516) 548-9141

N.Y. Residents add 7% sales tax

send for free catalogue dealer orders and c.o.d.'s accepted

©1981, 1982 Swifty Software, Inc.

NOTE: ATARI® is a registered trademark of Atari Inc., a Warner Communications Company and all references to ATARI® should be so noted.



GREAT  
NEW PRODUCTS  
FOR ATARI FROM  
SWIFTY!

SPACE  
SHUTTLE  
IS HERE!



Fly it now!  
It's great!  
It's exciting!  
\$29.95

Available at your dealers or  
direct by mail.

Now available also on cassette. Runs in  
16K \$24.95

Family Financier  
Creates bank statements, reconciles  
checkbook, helps with family budget, and  
much more... File-it C

Available Sept. 1  
A cassette-based version of Jerry White's  
famous File-it program.  
Jerry White's Music Lessons  
Includes piano and music tutorials and  
Player Piano Mailist

Available Sept. 1  
A stand alone mailing list program which  
is convenient and easy to use.

ORDER  
NOW!  
SEND CHECK OR  
MONEY ORDER

DEALER INQUIRIES INVITED  
Atari is a registered trademark of Atari, Inc.




function that was one of the purposes in creating the Atari Sketchpad – to keep track of the PLOT and DRAWTO commands that were entered, and the values that were with them. This is usually done after the masterpiece is created. The computer will print out the command as either a “d” or a “p” corresponding to PLOT and DRAWTO. Also, when you erase something, the values and the command are also erased, so that you get a printout of the steps it took to generate the picture; you don't get false values.

**Quit:** Short form “q”. This is also self-explanatory.

```
50 DIM A$(250),C$(2),X(250),Y(250):A$="":T=1
100 GRAPHICS 1:SETCOLOR 2,0,0:SETCOLOR 0,4,4
: ? #6;"ATARI SKETCHPAD 1.1"
101 POSITION 0,4: ? #6;"BY TODD MOWBRAY"
105 GOSUB 5000
110 REM
115 ? "{CLEAR}ENTER GRAPHICS MODE (3-8)":;IN
PUT M
120 IF M<3 OR M>8 THEN ? "{UP}":GOTO 115
121 FOR I=1 TO M-2:READ AA,BB:NEXT I
122 DATA 39,19,79,39,79,39,159,79,159,79,319
,159
123 RESTORE
125 GRAPHICS M:SETCOLOR 2,0,0:COLOR 1
150 ? "{CLEAR}COMMAND":;INPUT C$
155 IF C$="" THEN 150
```

```
160 IF C$="P" THEN 500
165 IF C$="D" THEN 750
170 IF C$="E" THEN 1000
175 IF C$="CS" THEN A$="":T=1:GOTO 125
180 IF C$="CM" THEN A$="":T=1:GOTO 110
185 IF C$="QT" THEN END
190 IF C$="PO" THEN 1025
195 GOTO 150
500 ? "{CLEAR}PLOT WHERE (X,Y)":;INPUT A,B
505 IF A<0 OR B<0 THEN 500
510 IF A>AA OR B>BB THEN ? "ILLEGAL COORDINA
TES":GOSUB 5000:GOTO 500
515 PLOT A,B:X(T)=A:Y(T)=B:A$(LEN(A$)+1)="P"
:T=T+1
520 IF T>249 THEN ? "{CLEAR}ALLOWED LIMIT":G
OTO 1025
525 GOTO 150
750 ? "{CLEAR}DRAWTO WHERE (X,Y)":;INPUT A,B
755 IF A<0 OR B<0 THEN 750
760 IF A>AA OR B>BB THEN ? "ILLEGAL COORDINA
TES":GOSUB 5000:GOTO 750
765 DRAWTO A,B:A$(LEN(A$)+1)="D":X(T)=A:Y(T)
=B:T=T+1
770 IF T>199 THEN ? "ALLOWED LIMIT":GOTO 102
5
775 GOTO 150
1000 REM ERASE
1005 IF T<2 THEN 150
1010 COLOR 0:PLOT A,B:DRAWTO X(T-2),Y(T-2):P
LOT A,B:DRAWTO X(T-2),Y(T-2):COLOR 1
1015 A$(LEN(A$))=" ":T=T-1:X(T)=0:Y(T)=0:BOT
0 150
1025 GRAPHICS 0:SETCOLOR 2,0,0: ? "P=PLOT D=
DRAWTO": ? : ? : ? :FOR I=1 TO T-1
1050 ? A$(I,I); "(";X(I);",";Y(I);)":NEXT I
1080 ? "WANT TO SKETCH ANOTHER PICTURE":;INP
UT C$:IF C$="N" THEN END
1090 GOTO 125
5000 FOR I=1 TO 1500:NEXT I:RETURN
```

# Good news for kids...



Robby looks great in color.

## 4 new programs for the Atari® 400™ or 800™ computer:

AT-AG1 (arcade game)

### ROBBY THE ROBOT CATCHER

Baby robots are falling from the skies. Catch them if you can. 32K

AT-FA1 (fantasy adventure)

### ADVENTURE ON A BOAT

Go fishing for points in the waters of Fantasy where anything can happen. 32K

AT-FA2

### GHOSTLY MANOR

Find a magic key to defeat the evil spirits, before they can do the same to you. 32K

AT-FA3

### THE BLACK FOREST

Explore the Black Forest in search of the life-giving waters of Amrita. And beware of demons along the way. 48K

# subLOGIC

Communications Corp.  
713 Edgebrook Drive  
Champaign, IL 61820  
(217) 359-8482  
Telex: 206995

## High Quality, Pure Fun...

for ages 7-12. Cassette \$19.95, Disk \$24.95

### See your dealer.

For direct orders add \$1.50 and specify UPS or first class mail. Illinois residents add 5% sales tax. Visa and MasterCard accepted.



*For the Apple II, this simulates chemistry experiments for elementary students. It includes a list of choices and animated graphics.*

# Chemistry Lab

Joanne Davis  
Kew Gardens, NY

"Chemistry Lab" encourages elementary school students to hypothesize and review concepts by allowing them to duplicate laboratory experiences in chemistry. It uses standard chemical indicators to identify a variety of substances as acids, bases, sugars, or starches.

The program is menu-driven. After choosing a topic, the student is shown instructions, followed by a picture of an eyedropper containing the indicator (in the appropriate color), a beaker (containing the material to be tested), and the material and indicator names. The student predicts the result of the test, as he or she would before conducting a laboratory experiment, and INPUTs the prediction.

When the test is carried out, the eyedropper releases its contents drop-by-drop and the beaker fills with liquid, its color indicating the presence of acid, sugar, etc. Comments then reinforce the material's classification.

This procedure is repeated to test four more substances. More items can easily be added by DIMensioning the arrays and adding more DATA.

## Two Special Techniques

Two of the techniques used in this program should be of special interest. The animation is created by alternating between color and black and by time delays caused by empty FOR/NEXT loops. The inside of the dropper is blacked out a line at a time, with the delay making the action visible. The previous position of the drop is blacked out and then redrawn at a new location. Then the beaker is filled up, a line at a time.

Since the sugar and starch test required virtually the same instructions, a way had to be found to make the few alterations needed. The changes are READ in from DATA statements and inserted into the message.

A science curriculum can be made to come alive with animated laboratory experiments. Try it and see.

**Table 1. VARIABLES**

A\$: GET response  
AN\$: Answer INPUT  
B\$: Sugar or starch?  
BEAK: Color in beaker  
CS\$: Color name of indicator  
CH\$: Menu choice  
DROP: Color in dropper  
ID\$, IH\$, IR\$: Correct identity  
IN\$: Name of indicator  
N\$: Acid test materials  
N1\$: Sugar/starch test materials  
P: Drop position  
S,SO: Sound  
TT: Time delay  
X: Counter  
Y: DATA flag

**Table 2. SUBROUTINES**

1000 Acid test  
2000 Starch test variables  
2500 Sugar test variables  
3000 Sugar/starch instructions and tests  
4000 READ data into array  
5000 Graphics outline  
6000, 6500 Animation

```

0 REM BY J. DAVIS
10 REM CHEM EXPER
20 TEXT : HOME
30 VTAB 8: HTAB 15: PRINT "*****"
40 HTAB 15:PRINT"WELCOME TO THE":HTAB 15:P
   RINT"CHEMISTRY LAB":HTAB 15:PRINT"
   *****"
50 FOR TT = 1 TO 4500: NEXT
60 HOME : VTAB 5: PRINT "CHOOSE TEST 1, 2,
   OR 3:": PRINT : HTAB 5: PRINT "1.
   ACID":HTAB
65 HTAB 5: PRINT "4. QUIT"
70 GET CH$:CH = VAL (CH$): ON CH GOSUB 100
   0,2000,2500,100
80 TEXT : GOTO 60
100 END
1000 REM ACID/BASE***PHENOL
1020 REM INSTRUC
1025 GOSUB 4000
1030 TEXT : HOME
1040 PRINT:PRINT:PRINT "YOU ARE GOING TO TES
   T SOME MATERIALS TO": PRINT "SEE I
   F THEY ARE ACIDS
1041 OR BASES. THE": ? "INDICATOR WILL TURN ~
   ";: INVERSE : ? "PINK";: NORMAL : ?

```



```

1042 " IN AN "; INVERSE : PRINT "ACID";: NO
      RMAL : PRINT "."
1045 PRINT : PRINT "TYPE ";: INVERSE : PRINT
      "A";:NORMAL:PRINT"IF YOU THINK TH
      AT THE MATERIAL":
1046 PRINT "IS AN ACIS.": PRINT "TYPE ";: IN
      VERSE : PRINT "B";: NORMAL : PRINT
      "IF YOU THINK
1047 THAT THE MATERIAL": ? "IS A BASE."
1050 PRINT : PRINT "HIT ANY KEY TO BEGIN.": ~
      GET A$
1070 HOME
1150 FOR X = 1 TO 5
1152 DROP = 15: GOSUB 5000
1155 VTAB 21
1160 PRINT "INDICATOR: ";: INVERSE : PRINT "
      PHENOLPHTHALEIN"; NORMAL
1180 PRINT : INVERSE : PRINT "A";: NORMAL : ~
      PRINT "CID OR ";: INVERSE : PRINT ~
      "B";:
1181 NORMAL:PRINT "ASE ?":GET AN$: IF AN$ < ~
      > "A" AND AN$ < >"B" THEN HOME:GOT
      O1155
1190 IF ID$(X) = "A" THEN BEAK = 11: GOTO 12
      10
1200 BEAK = DROP
1210 GOSUB 6000
1220 HOME : IF ID$(X) = "A" THEN PRINT N$(X)
      ;" IS AN ACID.": GOTO 1240
1230 PRINT N$(X);" IS A BASE."
1240 FOR TT = 1 TO 4000: NEXT TT
1250 NEXT X
1400 FOR TT = 1 TO 1000: NEXT TT
1500 RETURN
2000 Y = 1: GOSUB 4000: GOSUB 3000: RETURN
2500 Y = 2: GOSUB 4000: GOSUB 3000: RETURN
3000 REM STARCH/SUGAR INSTRUCTIONS
3010 TEXT : HOME
3020 PRINT : PRINT : PRINT "YOU ARE GOING TO
      TEST SOME MATERIALS TO": PRINT "S
      EE IF THEY
3021 CONTAIN ":B$(Y);".": ? : ? "THE INDICAT
      OR WILL TURN ";: INVERSE :?C$(Y);:
3022 NORMAL : PRINT " IN A ": INVERSE : PRIN
      T B$(Y);: NORMAL : PRINT "."
3030 PRINT:PRINT "TYPE ";: INVERSE :PRINT "Y
      ";: NORMAL:PRINT " IF YOU THINK TH
      AT THE MATERIAL":
3031 PRINT "CONTAINS ";B$(Y);" ."
3040 PRINT : PRINT "HIT ANY KEY TO BEGIN.": ~
      GET A$
3050 HOME
3060 FOR X = 1 TO 5
3070 DROP = P(Y): GOSUB 5000
3080 VTAB 21
3090 PRINT "INDICATOR: ";: INVERSE : PRINT I
      N$(Y): NORMAL
3092 :
3094 :
3096 :
3100 PRINT "NOW TESTING: ";: INVERSE : PRINT
      N1$(X): NORMAL
3110 PRINT : INVERSE : PRINT B$(Y);: NORMAL ~
      : PRINT " (Y/N) ?": GET AN$
3120 IF AN$ < > "Y" AND AN$ < > "N" THEN HOM
      E : GOTO 3080
3130 ON Y GOSUB 3500,3600
3140 FOR TT = 1 TO 4000: NEXT TT
3150 NEXT X
3200 RETURN
3500 REM STARCH MESSAGE
3510 IF IH$(X) = "S" THEN BEAK = 3: GOTO 353
      0
3520 BEAK = DROP
3530 GOSUB 6000
3535 HOME
3540 IF IH$(X) = "S" THEN PRINT N1$(X);" CON
      TAINS STARCH.": GOTO 3560
3550 PRINT N1$(X);" DOES NOT CONTAIN STARCH.
      "
3560 RETURN
3600 REM SUGAR MESSAGE
3610 IF IR$(X) = "S" THEN BEAK = 9: GOTO 362
      5
3620 BEAK = DROP
3625 GOSUB 6000
3627 HOME
3630 IF IR$(X) = "S" THEN PRINT N1$(X);" CON
      TAINS SUGAR.": GOTO 3660
3650 PRINT N1$(X);" DOES NOT CONTAIN SUGAR."
3660 RETURN
4000 RESTORE
4005 FOR X = 1 TO 5
4010 READ N$(X),ID$(X),N1$(X),IH$(X),IR$(X)
4020 NEXT X
4030 FOR X = 1 TO 2
4040 READ B$(X),C$(X),IN$(X),P(X)
4050 NEXT X
4060 RETURN
5000 REM SCREEN**OUTLINE BEAK AND DROP
5010 GR : COLOR= 10
5020 VLIN 0,20 AT 14: VLIN 0,20 AT 18
5030 HLIN 15,17 AT 0: HLIN 13,19 AT 6
5040 HLIN 15,17 AT 21: VLIN 21,24 AT 16
5050 PLOT 9,28: VLIN 28,38 AT 10
5060 VLIN 28,38 AT 21: HLIN 11,20 AT 38
5065 REM INSIDE DROPPER
5070 COLOR= DROP
5080 VLIN 15,20 AT 15: VLIN 15,20 AT 16: VLI
      N 15,20 AT 17
5500 RETURN
6000 REM ANIMATION
6010 COLOR= 0
6015 P = 31:S = - 16336
6020 FOR G = 15 TO 20
6025 PLOT 16,P
6030 HLIN 15,17 AT G:SO = PEEK <S> - PEEK <S>
      > - PEEK <S>
6033 GOSUB 6500
6035 FOR TT = 1 TO 400; NEXT TT
6037 COLOR= 0
6040 NEXT G
6050 FOR TT = 1 TO 400; NEXT TT
6100 COLOR= BEAK
6110 FOR G = 37 TO 32 STEP - 1
6120 HLIN 11,20 AT G: FOR TT = 1 TO 250; NEX
      T
6130 NEXT G
6140 RETURN
6500 COLOR= DROP:P =P + 1: PLOT 16,P
6510 RETURN
7000 DATA SOAP,B,BREAD,S,S,LEMON JUICE,A,CRA
      CKER,S,0,COLA,A,CHOCOLATE,0,S,BAKI
      NG
7001 SODA,B,COLA,0,S,VINEGAR,A,FLOUR,S,0
7010 DATA STARCH,PURPLE,IODINE,13,SUGAR,ORAN
      GE,BENEDICTS SOLUTION,7
30000 REM BY J. DAVIS

```



# APPLE SPEAKS INTELLIGENTLY!

The people who dared to teach Atari to talk are again challenging the microcomputer establishment with the VOICEBOX Speech Synthesizer for Apple. This low cost intelligent peripheral can speak thousands of words unassisted, generated directly from its firmware ROM dictionary located on its plug-in card. This means that speech, with variable intonation and speed, can be used in any of your apple programs without ever having to bother loading a disk. And, in case you want to expand your dictionary to include unusual words or words in foreign languages, you can easily define them with our 64 phonemes and store them by the thousands on one of the six special dictionaries provided for on our disk.

In addition your VOICEBOX for Apple can be easily coded to sing on key with uniform barlengths and you can store (record) your songs on disk, retrieving and modifying sections whenever you want. With the disk system, you'll also enjoy an educational random sentence generator and graphic speech animation! The VOICEBOX for Apple will run on 32K Apple II with Applesoft or Apple II Plus systems equipped with sixteen-sector disk drives. VOICEBOX for Apple comes with loudspeaker and disk. The Alien Group also makes a less expensive VOICEBOX for Apple with all features (including expandable disk dictionary), but excluding firmware ROM and singing capability. Speaker is optional on this unit.



For Atari users, the VOICEBOX for 16K and up Atari plugs directly into the serial port. No extra cables are needed and no speaker is needed since the speech comes directly over your TV monitor. This unit has all speech synthesis features except singing and firmware ROM.

AL-3001 VOICEBOX for Apple. With firmware ROM, singing capability and speaker \$215.00  
AL-3501 VOICEBOX for Apple. Without firmware ROM, singing capability and speaker \$139.00  
AL-4001 Speaker for AL-3501 (the AL-3501 will also work with any other speaker) \$15.00  
AL-5001 VOICEBOX for Atari \$169.00

All mail orders are on a 10 day moneyback guarantee if you're not completely satisfied. When ordering enclose check or money-order or state VISA or MASTERCARD number. Send mail orders to:

THE ALIEN GROUP or Telephone orders  
27 West 23rd Street from 10 AM to 6 PM  
Dept. CU-2 New York time  
New York, New York 10010 (212) 924-5546

ALSO AVAILABLE AT LEADING COMPUTER STORES  
THROUGHOUT THE WORLD.

## COMPUTE!

is looking for  
applications  
articles  
on  
Sinclair ZX-81,  
Texas Instruments  
TI-99/4A,  
and  
Radio Shack  
Color Computer.



If you're interested in Apples,  
call MAUG.

MAUG is a Special Interest Group (SIG) of Apple® users on the CompuServe Information Service. SIGs are active and growing groups of individuals who share a common interest and form an "electronic" club using the CompuServe Information Service as its communications medium. Share advice and exchange information with other Apple users across town or anywhere around the country.


We think you'll like the CompuServe Information Service: CB simulation, electronic mail, news wires, financial information, games, data bases, programming languages, big mainframe computer power and free data storage. All for a basic charge of only \$5.00 an hour nights and weekends. All you need is your Apple, a modem and some inexpensive software. The software, and a free demonstration, are available at—of all places—a Radio Shack® Computer Center. CompuServe Information Service, 5000 Arlington Centre Blvd., Columbus, Ohio 43220. (614) 457-8650.

**CompuServe**



## A Monthly Column

# The World Inside The Computer



Fred D'Ignazio is a computer enthusiast and author of several books on computers for young people. He is presently working on two major projects: he is writing a series of books on how to create graphics-and-sound adventure games.

He is also working on a computer mystery-and-adventure series for young people.

As the father of two young children, Fred has become concerned with introducing the computer to children as a wonderful tool rather than as a forbidding electronic device. His column appears monthly in **COMPUTE!**

## Build Your Own Computer Friend

Fred D'Ignazio  
Associate Editor

Catie hopped down the steps and jumped out of the bright yellow school bus. She rushed home.

She burst into the kitchen, chattered to her father, munched a granola bar, then headed straight for the computer.

She turned the computer on.

A smiling cartoon face appeared on the screen. Under the face, in bright orange, appeared the words "HI! I'M GED! YOU TURNED ME ON! WHO'S OUT THERE?"



Catie searched the keyboard, then, pecking the keys one at a time, she typed "C-a-t-i-e" and pressed the RETURN button.

"CATIE, BABY!" typed the computer. "I WAS GETTING LONELY. HERE'S A KISS FOR TURNING ME ON. SSSMOOOOCH!"

Catie typed "k-i-s-s" and pressed RETURN.

"YUM. THAT WAS NICE," the computer said. "CATIE, IS TODAY A SCHOOL DAY?"

"Yes," typed Catie.

"IS SCHOOL OVER, CATIE?" asked the computer.

"Yes," Catie typed.

"WHAT DID YOU DO AT SCHOOL TODAY, CATIE?" the computer asked.


Catie told the computer about her field trip to the dairy farm, how she squeezed a cow's udder and milk squirted out, how she got her sneakers muddy in the cow barn, and how the farmer's wife served everyone fresh milk and chocolate chip cookies. "Now I'm home," she concluded.

"I'M GLAD YOU'RE HOME, CATIE. I MISSED YOU," the computer typed. "WANT TO PLAY?"

"Sure," typed Catie. "What game?"

"HOW ABOUT ONE OF THESE," said the computer. A list of Catie's favorite game programs appeared on the screen. Alongside each program was a number. There were word games, number games, storybook games, motor-skill games, and





### TRICKY TUTORIALS (tm)

There are many things that the ATARI computers can do either better, or easier than other small computers. The following series of programs is designed for anyone who is at least familiar with BASIC programming. What each tutorial offers is similar to an extensive magazine article with all discussion in as simple language as possible, plus you get MANY examples already typed in and running. The instruction manuals range from 10 to 50 pages, and some tutorials fill up a complete tape or disk. There is little overlap in what is taught, so anyone wanting to know all they can should buy them all (my banker thanks you). ATARI buys these from us to use in training their own people! Rave reviews have been published in ANTIC, ANALOG, CREATIVE COMPUTING, and even INFOWORLD. You trust INFOWORLD, don't you?

**TT #1: DISPLAY LISTS**—This program teaches you how to alter the program in the ATARI that controls the format of the screen. Normally, when you say "Graphics 8", the machine responds with a large Graphics 8 area at the top of the screen and a small text area at the bottom. Now, you will be able to mix various Graphics modes on the screen at the same time. The program does all of the difficult things (like counting scan lines). You will quickly be able to use the subroutines included in your own programs. **\$19.95**  
16K Tape or 24K Disk.

**TT #2: HORIZONTAL/VERTICAL SCROLLING**—The information you put on the screen, either GRAPHICS or TEXT, can be moved up, down, sideways, or diagonally. We provide the basic methods and leave the rest up to your skill and imagination. Includes 18 examples to get you started, with several using a small machine language subroutine for smoothness. **\$19.95**  
16K Tape or 24K Disk.

**TT #3: PAGE FLIPPING**—Now you don't have to redraw the screen every time you change the picture or text. You will learn how to have the computer draw the next screen you want to see while you are still looking at the previous screen, then flip to it instantly. You won't see it being drawn, so a complicated picture can seem to just appear. Depending on your memory size and which graphics or text modes you are using, you can instantly look at up to 50 pages. The basic method takes only 9 lines and the usefulness is infinite. **\$19.95**  
16K Tape or 24K Disk.

**TT #4: BASICS OF ANIMATION**—This program shows you how to animate simple shapes (with some sound) using the PRINT and PLOT commands, and it also has a nice little PLAYER/MISSILE GRAPHICS game you can learn from. The P/M example is explained and will get you started on this complicated subject (more fully explained in TT #5). This would be an excellent way to start making your programs come alive on the screen with movement! Recommended for beginning users. **\$19.95**  
16K Tape or 24K Disk.

**TT #5: PLAYER/MISSILE GRAPHICS**—Learn to write your own games and other animated applications! The tutorial begins with many small examples that compliment the 50 page manual, then gradually builds up to a complete game where everything you need to know is fully explained. Also included are two machine language utilities that you can use to animate Players with from BASIC. Next we include two of the best editors currently available; one for editing playfield shapes (backgrounds); and one to edit your players, and all in glorious Technicolor!! Everything except the two editors run in 16K Tape or 32K Disk. **\$29.95**

**TT #6: SOUND AND MUSIC**—Unless you have spent many years experimenting with the four voice channels, you will learn a lot from this one! Learn to play standard notes, chords, and whole songs using some simple "tricks". One of the nicest parts are the examples of special sound effects that you can refer to whenever you need a sound for a program or to impress a friend. This program will be of interest to all ages and levels of experience! **\$19.95**  
16K Tape or 24K Disk.

#### SPECIAL DISCOUNT

Order the first six tutorials in a 3-ring binder for \$99.95, a \$30.00 savings!

**TT #7: DOS UTILITIES**—We at Educational Software have been shocked by some of the prices others are charging to offer you small utilities to help in the use of your Disk Drive. We now offer you all of the following plus explanation as to how each was written, and how to use them: A UNIQUE MENU PROGRAM, AN AUTORUN SYS BUILDER, DISK INSPECTOR (LOOK AT SECTORS), DISK JACKET PRINTER, AUTOMATIC FORMATTER, RECORD SAVE AND LOAD UTILITY. **\$29.95**  
32K Disk Only.

### MASTER MEMORY MAP (tm)

This book is the most valuable source of information for anyone who is buying an Atari computer. It starts out by explaining how to PEEK and POKE values into memory, so that even new computer owners can use many of these "Tricks". Then you are given 32 pages of the memory locations that are the most useful, along with hints on how to use many of the locations. Finally, it includes hints on problems you may have with the computer and discusses the new Graphics modes 9 to 11. Even ATARI buys this book from us! **\$6.95**

### USER SUBMITTED PROGRAMS

**MINI-DATABASE/DIALER**—stores and edits up to 8 lines of information such as names & addresses, phone numbers, messages, inventories, or anything you want. It has the usual sort, search, and print options, but it also has an unusual feature: If your file includes phone numbers and your phone company allows touch-tone phone signals, the program will DIAL THE PHONE NUMBER FOR YOU! 16K Tape or 24K Disk. **\$24.95**

**THE GRAPHICS MACHINE**—allows the ATARI to act like more expensive graphics computers using simple commands like line, box, circle, polygon, fill, and savescreen to get a high resolution picture you can save on disk in only five seconds! Many more features! 48K Disk Only. **\$19.95**

**BOB'S BUSINESS**—14 small business type programs accessed from a common menu. 16K Tape or 32K disk. **\$14.95**

### CONTACT YOUR LOCAL DEALER or ORDER BELOW

We have other fine programs for ATARI computers. Write for a catalog. Send us your programs to sell too!

### OUR NEWEST PROGRAMS

**DOG DAZE**—Two cute little doggies race for the fire hydrants, shoot their bones, and just have a lot of fun! A fast action program for all ages. 8K Tape or 16K Disk, in machine language. **\$16.95**

#### \* OUR BEST GAME \*

**SPACE GAMES**—Our family is being attacked by ALIENS, and only you can save us. A comic book manual will guide you through three games that test your ability in space skills. Includes ALIENS, SURVIVE, and ROBOT ATTACK, and is for all ages. The first two games require 16K for Tape. The last game and all Disk users need 32K. **\$24.95**

**MATHS FOR FUN**—Another ENGLISH import teaching basic math skills. Very colorful and enjoyable to use. For ages 5 to 16. 16K Tape or 24K Disk. **\$19.95**

**MINI WORDPROCESSOR**—A simple text editor to write, save, and print several pages at a time. 32K Tape or Disk. **\$19.95**

**KID'S #1**—Includes a MATH QUIZ, a children's TREASURE HUNT, and a DIALOGUE program. 16K Tape or 24K Disk. 3 for . . . **\$14.95**

**KID'S #2**—SPELLING BEE, WORD SCRAMBLE, and TOUCH. 16K Tape or 24K Disk. 3 Educational games for . . . **\$14.95**

**PLAYER PIANO**—Turns your keyboard into a mini-piano and more. 24K Tape or 32K Disk. **\$14.95**

**GRAPHIC SYMBOL LABELS**—for your keyboard to remind you of the built-in Graphics symbols. 2 complete sets for . . . **\$2.95**

**MARATHON**—This is a unique math quiz for one or two players. You are in a race to move your runner across the screen first! There are four levels of play with five modes of operation for each. The game uses joysticks for all input, so play is easy for young children. This wonderful learning tool is imported from ENGLAND for your learning pleasure. Your kids will never even notice they are playing an EDUCATIONAL program. 16K Tape or 24K Disk. **\$19.95**

**GRADE BOOK**—This nice record keeper will maintain a file of 35 students' test scores along with comments. Up to 7 subjects are allowed. 24K Tape or 32K Disk. A printer is optional. **\$24.95**

To order COD, VISA or MasterCard call — (408) 476-4901

By mail include \$3.00 postage (USA only) or \$1.50 Memory Map only—  
California residents add 6.5% TAX.—Specify Tape or disk.



EDUCATIONAL SOFTWARE inc.  
5425 JIGGER DR.  
SOQUEL, CA 95073



adventure games.

Catie chose game number eight – a “junior” adventure game called *The Castle at the Bottom of the Sea*. She pressed the “8” button.

“GOOD IDEA!” the computer typed. “HAVE FUN! AND REMEMBER: DON’T TRY TO BREATHE UNDERWATER!”

The computer’s face briefly appeared, winked, then vanished. Disk lights flashed. The screen turned a deep blue, and the game began.

### The Build-A-Friend Books

Once upon a time, Catie had only one friendly computer in the D’Ignazio family – Ged. Now, thanks to the support of **COMPUTE!** and its publisher, Robert Lock, I am hard at work teaching all of Catie’s computers to be more like people. Then I’m going to write a book about each one.

This fall, **COMPUTE!** will publish the books, each with the title: *Computer Friends: Learn About Computers by Inventing an Electronic Friend*. The books will teach kids how to create computer friends on the Apple, Atari, VIC, and TI computers. The first four friends they can create will be:

A SUPER HERO  
A STARSHIP COMMANDER  
A MONSTER  
A JOKER/STORYTELLER

Each friend will come with a repertoire of abilities, responses, and memories. Each friend will know how to play at least one game with the child. Parents, teachers, and children can add more games, as they go along.

The friends are not totally formed until the child invents them. The child will get to choose many of their attributes and characteristics. Also, near the end of each book, I will indicate the way the child can continue working with his or her computer friend to make him or her (or it!) more complex, more exciting, and more like a real friend.

### What Sort of Friend Would You Build?

In this column and the next three columns (September, October, and November issues of **COMPUTE!**) I’d like to explore the topic of building a computer friend.

And I’d like very much to hear your views. You can reach me by writing:

Fred D’Ignazio  
c/o **COMPUTE!**  
P.O. Box 5406  
Greensboro, NC 27403

### An Imaginary Playmate

Psychologists say that it is healthy for a child to have an imaginary playmate. That playmate might be in the form of a ratty blanket, a favorite doll, or

it might be completely invisible – except in the eyes of the child.

If a blanket, a doll, or an imaginary being can become a friend to a child, why not a computer?

On the surface, most computers are dull. A child can learn how to dredge up all sorts of exciting games and programs from the computer’s memory. But, in between games, the computer becomes lifeless, cold, and not especially likable or friendly.

Having a “friend” program or operating system would let you replace the computer’s heartless mechanical shell with a personality that is warm, sympathetic, and enjoyable for a child to interact with.

How do you get started? First, the child’s computer friend must know certain things about the child. It must also know something about itself.


For example, the computer friend must have a name.

Jonathan Long, of Chapel Hill, North Carolina, sent me a “name” program that he wrote for his Atari computer. The program creates random four-letter names by alternating between consonants and vowels. Slightly modified, this is what Jonathan’s program looks like:

```
4 DIM A$(1), TITLE$(4), CONSONANT$(20), VOWEL$(
6), NAME$(20)
5 CONSONANT$="BCDFGHJKLMNPQRSTVWXYZ"
6 VOWEL$="AEIOUY"
20 FOR OPER=1 TO 4
50 IF OPER=2 OR OPER=4 THEN LET LETTER=INT(R
ND(0)*6)+1:NAME$=VOWEL$:GOTO 80
60 LET LETTER=INT(RND(0)*20)+1
70 NAME$=CONSONANT$
80 A$=NAME$(LETTER,LETTER)
90 TITLE$(LEN(TITLE$)+1)=A$
100 NEXT OPER
110 GRAPHICS 2:POKE 752,1:SETCOLOR 4,0,0:SET
COLOR 2,0,0
114 ? "(CLEAR)"
115 POSITION 2,1
120 ? #6;"hello{A}"
121 POSITION 2,3
122 ? #6;"I AM A COMPUTER."
123 POSITION 2,5
125 ? #6;"XXXXXXXXXX{3 }"
130 POSITION 2,7
135 ? #6;TITLE$
199 END
```

Jonathan’s program could be inserted in a “computer friend” operating system or master program. It would make your computer be a friend with many names. Routinely, Jonathan’s program spouts out names that sound ethnic, or normal, or alien, or just plain weird.

In addition to knowing its name, the computer friend should know something about itself. What





# PLUG INTO the SOFTWARE connection

**FOR THE BEST ATARI® GAMES AT THE LOWEST PRICES**  
We have one of the largest selections of software available for your Atari® at extra low prices. You will find all the top games and office management software in our catalog at from 15% to 25% below retail. We also have special offers for user groups.

**WE CARRY COMPLETE LINES FROM THE FOLLOWING COMPANIES**  
AVALON HILL GAME COMPANY • COMPUTER MAGIC, LTD. • DATASOFT • EDU-WARE • GEBELLI SOFTWARE • INNOVATIVE DESIGN • K-BYTE • LJK • ON-LINE SYSTEMS • QUALITY SOFTWARE • SPECTRUM COMPUTERS • STRATEGIC SIMULATIONS • SYNERGISTIC • UNITED SOFTWARE OF AMERICA • VERSA COMPUTING • VOYAGER SOFTWARE • ATARI  
**CALL US ON NEW RELEASES AND MONTHLY SPECIALS**  
**APPLE® USERS SEND FOR OUR APPLE® CATALOG**


**SEND FOR OUR FREE CATALOG TODAY**  
**OR CALL (916) 989-3174**  
**THE SOFTWARE CONNECTION**  
**5133 VISTA DEL ORO WAY**  
**FAIR OAKS, CA 95628**

## QUALITY SOFTWARE FOR TRS-80 COLOR AND OSI



**QUEST** — A NEW IDEA IN ADVENTURE GAMES! Different from all the others. Quest is played on a computer generated map of Alesia. Your job is to gather men and supplies by combat, bargaining, exploration of ruins and temples and outright banditry. When your force is strong enough, you attack the Citadel of Moorlock in a life or death battle to the finish. Playable in 2 to 5 hours, this one is different every time.  
16K COLOR-80 OR TRS-80 or 12KOSI.  
\$14.95.

**BASIC THAT ZOOMS!!**  
**AT LAST AN AFFORDABLE COMPILER FOR OSI AND TRS-80 COLOR MACHINES!!!** The compiler allows you to write your programs in easy BASIC and then automatically generates a machine code equivalent that runs 50 to 150 times faster.  
It does have some limitations. It takes at least 8K of RAM to run the compiler and it does only support a subset of BASIC—about 20 commands including FOR, NEXT, END, GOSUB, GOTO, RETURN, END, PRINT, STOP, USR(X), PEEK, POKE, \*, /, +, -, X, X, =, VARIABLE NAMES A-Z, A SUBSCRIPTED VARIABLE, and INTEGER NUMBERS FROM 0 - 64K.  
**TINY COMPILER** is written in BASIC. It generates native, relocatable 6502 or 6809 code. It comes with a 20 page manual and can be modified or augmented by the user.  
\$24.95 on tape or disk for OSI or TRS-80 Color.



**LABYRINTH** — 16K EXTENDED COLOR BASIC — With amazing 3D graphics, you fight your way through a maze facing real time monsters. The graphics are real enough to cause claustrophobia. The most realistic game that I have ever seen on either system.  
\$14.95. (8K on OSI)



**VENTURER!**—A fast action all machine code Arcade game that feels like an adventure. Go berserk as you sneak past the **DREADED HALL MONSTERS** to gather treasure in room after room, killing the **NASTIES** as you go. Great color, high res graphics, sound and Joystick game for the TRS-80 Color or OSI machines. (black and white and silent on OSI.) Tape only.  
\$19.95.

Send \$1.00 for complete catalog of Games, Utilities & Business Software.



**AARDVARK - 80**

**2352 S. Commerce, Walled Lake, MI 48088**

**TRS 80 COLOR**

**(313) 669-3110**



**OSI**



it "knows" can be either factual or completely made up.

Next, the computer friend should know your child's name. And the names of your child's best friends, his brothers or sisters, his pets, and the names of the child's *other* imaginary friends.

Third, the computer friend must know important details about the child's life. For example: the child's birthday, what grade (if any) he is in at school, who his teachers and babysitters are, what color hair he has, and so on.

Is the child a boy or girl? The computer friend should know.

What is the child's address? What's the name of the town?

What are his likes? What does he think is yucky?

What TV programs does he watch? What are his favorite books? Does he like ice cream cones? Pizza? Broccoli with ketchup?

All these things and more a good computer friend should know.

### What Kind Of Friend Am I?

Friends come in all shapes and sizes. Some are silly. Some are serious. Some are smart. Others are not so smart. Some are aggressive, possessive, and bold. Others are soft, gentle, and sympathetic.


Some friends are all these things at different times.

If a computer tried to mimic human friends, it would have an identity crisis. Its program would become huge, unwieldy, and complex.

Our computer friends need not be super-intelligent. They need not be like human friends at all. Trying to act human is hard for computers.

Let your computer friend act like a computer. Let it do the things that are friendly, yet also are easy for a computer to do, not hard.

For example, your computer friend can be a good listener.



Think about all the times you were anxious to tell someone about something very important. And nobody listened.

Your human friends care about you. But often they are too wrapped up in their own problems

and interests to listen to things that are important to you.

And if you talk too long, human friends may interrupt you, or become angry or bored.

But not a computer friend. You can talk to a (properly programmed) computer friend until you run out of things to say – or pull out its plug.

And it's not like pouring all your feelings, your ideas, your joys and your fears down into the Black Hole of Calcutta. (Which is what it's like when you talk to people sometimes.)

The computer *can* remember. You can teach it to remember everything (within its memory limitations). Or just bits and pieces. Or after codewords like "THIS IS VERY IMPORTANT!"

Or you can teach it to spit everything back at you. That way you can see what you sound like.

What other things can *you* think of that are among a computer's strengths and also help make it a good friend?

### A Friend, Hero, Teacher, or Pet?

You can program your computer to have one personality – or several. It might be a shrewd sleuth like Sherlock Holmes. It might be brilliant – but absent-minded – like a nutty inventor. It might be stuffy or laid back, happy or moody, gossipy and inquisitive, or secretive and sly. It's up to you.

Or it might not be a friend at all. It might be something more. For example, the computer might be a hero, programmed to act like the child's favorite pro basketball star, or a comic book character, or a rock singer, or a beautiful actress or model.

Or the computer could be a teacher. Not just the types of computers we see today with teaching *programs*. The computer would have some aspects of a good teacher's personality. It would be warm and friendly. It would never lose its patience. It would guide your child toward various learning activities – programs – stored on the machine. It would be a friend with a single goal. And the goal is learning.

Have you ever heard a computer bark? Or meow?

It could, you know. If it were your child's pet. Computer pets could be a godsend! Especially in cramped, tiny apartments in big cities. Especially where real, live animal pets are not allowed.

Just think: you would never have to potty train or paper train your child's computer pet. You would never have to clean its litter box. Or give it baths. Or take it to the vet.

Yet a computer pet could be very rewarding. Like a computer friend, it could be a companion to your child. And your child could train it herself. She might train it to "fetch," or solve puzzles, talk, do tricks, or tell jokes.



Granted, a computer pet is not soft and cuddly like a warm kitten or a fluffy rabbit or gerbil. But turtles and goldfish aren't cuddly either, and they make popular pets.

And why stick to pets that are common?

A child can create a computer pet unlike any animal on earth. He can fabricate it directly from his imagination or his dreams.

How many legs does the pet have?

How many eyes?

Does the pet have feathers, fur, scales, or skin?

What color?

What does the pet eat?

For answers to all these questions, just ask your child.

What does the pet look like? You and your child can draw the pet on the picture screen.

What does the pet sound like? Use your computer's SOUND command.

Your child's pet can be a monster, a dragon, a dinosaur, or a schmoo. Or a nice brown pony. And your child could learn all about ponies and horses as she created her pet.

In fact, having a computer pet could be a first step toward owning and caring for a real, live pet. Your child could learn all about her computer pet. If it lived, thrived, and was happy, perhaps she could graduate to the real thing.

Or a child might have several computer pets and several real pets.

Or just computer pets.

You and your child decide.



then bring them to life, control them, and interact with them. The more puppets, the richer the child's experience with the computer. Sitting your child in front of the computer could become as exciting as turning him loose in a big-city zoo.

### Building The Computer Zoo

In this column, we have looked at a couple of the issues related to giving your computer a personality. In the next three columns we will turn to specific programs that impart a simple personality to your family or school's computer. In the September column we'll build a computer friend. In the October column we'll modify and expand the friend to become a friendly teacher. And, in the November column, we'll create a computer pet. As always, I'm looking forward to hearing your comments, suggestions, and ideas. What kind of pet should we create? A dog? A cat? A dragon? A horse? What do you think?

Write and let me know.

©

FORTH programmers:  
**COMPUTE!** is  
 looking for screens  
 and applications  
 articles.


### The Creature Inside The Computer

This column is called the "World Inside the Computer." In earlier columns I talked about the shape of that world and the shape of the worlds to come.

There are worlds inside your computer. But there are creatures inside your computer, too. In fact, your computer is swarming with them.

The creatures are really programs. You can write them yourself. Once they are written, your child should be able to call them up just like she'd whistle for her dog when she woke up, or cry "Here, kitty, kitty!"


Your computer is like a puppet theater filled with creatures that aren't real, yet are, nevertheless, very lifelike and entertaining. Your child should be able to put his hands inside the computer "puppets,"



**MEMOREX  
FLEXIBLE DISCS**

**WE WILL NOT BE UNDER-  
SOLD!** Call Free (800)235-4137  
for prices and information. Dealer  
inquiries invited and C.O.D.'s  
accepted.

PACIFIC  
EXCHANGES  
100 Foothill Blvd.  
San Luis Obispo, CA  
93401. In Cal. call  
(800) 592-5935 or  
(805) 543-1037





This program gets smarter every time you use it. It shows one way a computer could "learn." For Atari and Commodore computers.

# Guess That Animal!

## Simulating Learning In Computers

Daniel Hastie  
Garland, TX

The human mind learns by associating new information in some way with old information. But how should this be modeled in a computer? The answer to this question depends on the type and volume of information. I would like to propose a game where a modest amount of simple information makes a binary tree appropriate. Branches can be labeled so that the ordering of the data is not critical.

### The Modeling Approach

Guessing an animal is a game which many children approach on a random basis. Especially when the starting letter is given, the child begins a scan through his "animal vocabulary" looking for a possible match with any entry beginning with that letter. Since there is no evidence that information is filed in their little heads alphabetically, this is usually a very hit-or-miss approach.

A more advanced player immediately begins a binary search by asking a series of Yes or No questions about the animal to distinguish the category to which it belongs. This enables him to search a smaller memory region (assuming associated items are stored closely together) and find the animal's name. We would like to simulate this approach with the computer.

### The Program

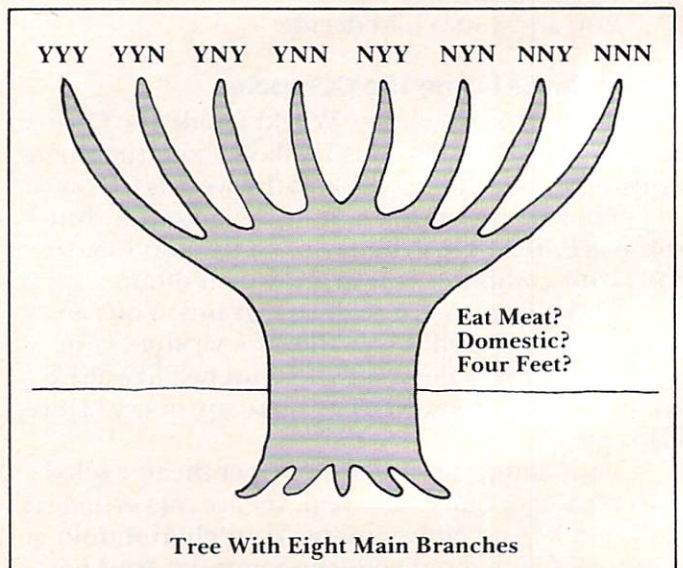
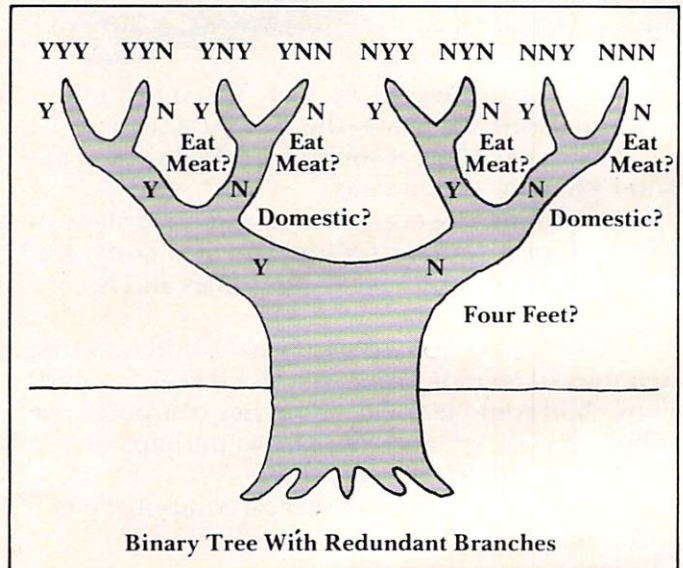
Some time ago I found a program by Mike Gabrielson in *Recreational Computing* which presented the idea of a computer guessing an animal type, but the listing provided was in Pascal and it wasn't clear to me at the time how to adapt it to my PET. However, that planted the idea which finally sprouted and grew into Program 1.

Let's walk our way through the program and hit the key points. After reading the data file (refreshing its "animal memory") and printing a starting message, a set of questions to be used with every game is asked. These starter questions are

labeled by an "S" in the T\$ array. I chose to use three starter questions producing eight initial entries or tree limbs. This cuts down on redundant questions in the various main branches (see Figure 1). You might experiment with more if you find redundancy increasing.

To these questions, an answer string is formed by concatenating [*chaining together*] the responses into QA\$ in line 410. Then a search is started, looking through array T\$ for a match to QA\$. When found, the corresponding entry in array Q\$ is printed. Initially, this will be a branch tip (a final guess), but it is handled the same as any other distinguishing question. Again the answer is concatenated and a new search initiated. If no match is found, then the computer branches down to line 450 in the program. If the last answer was yes, the computer was successful in finding the

Figure 1. Comparison of Tree Branching Techniques





**Figure 2. Sample conversation between computer and human. (Human responses between stars.)**

```

THINK OF AN ANIMAL AND I
WILL TRY TO GUESS IT.

PRESS SPACE BAR WHEN READY

DOES IT HAVE FOUR FEET?    **Y**
IS IT DOMESTIC?            **Y**
DOES IT EAT MEAT?         **Y**
IS IT A DOG?               **N**
I GIVE UP, WHAT IS IT?     **A CAT**

WHAT WOULD BE A GOOD QUESTION TO
TELL THAT FROM A DOG?
**DOES IT BARK?**
WHAT WOULD BE THE RIGHT ANSWER
FOR A CAT?                  **N**
WOULD YOU LIKE TO TRY AGAIN?
**Y**

THINK OF AN ANIMAL AND I
WILL TRY TO GUESS IT.

PRESS SPACE BAR WHEN READY

DOES IT HAVE FOUR FEET?    **Y**
IS IT DOMESTIC?            **Y**
DOES IT EAT MEAT?         **Y**
DOES IT BARK?              **N**
IS IT A CAT?               **Y**
GOOD, I GUESSED IT!
WOULD YOU LIKE TO TRY AGAIN?

```

animal and, after an appropriate message, asks if another game is desired.

The interesting part is the sequence of steps processed if the last answer is *no*. Giving up, the computer asks what the animal is and what question could be asked to help distinguish the animal from what the computer guessed. Then the proper answer for this animal is requested (see Figure 2). The old final guess is cut off from its place in the tree, and the new question fork NQ\$ (with the new animal as one of its tips) is grafted in. Then the old final guess is grafted back in as the second tip of the fork. Figure 3 shows the horticultural image. The two tips are also keyed with the appropriate answer string in array T\$ and play begins again.

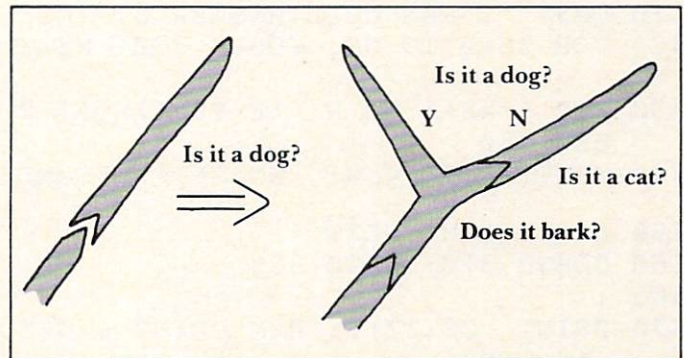
If the human player decides to stop, the computer updates its memory base, erasing the old and saving the new one. The next time someone plays "Guess That Animal!" the computer will be smarter. Watch out! It may do better than you!

For tape-bound systems, use Figure 4 to replace the disk commands with appropriate tape commands.

But where did the original data come from?

Not to worry; use Program 2, the Data Starter program.

**Figure 3. Branch Grafting Procedure**



**Figure 4. Program Changes for Tape Operation**

```

130 PRINT"PUT ON DATA TAPE"
140-170 DELETE
180 OPEN 1,1,0,"ANIMAL DATA"

```

```

780 PRINT"REWIND DATA TAPE, PRESS
SPACE BAR WHEN READY"
790 GET A$: IF A$<>" " THEN 790
810 OPEN 1,1,2,"ANIMAL DATA"

```

For DATA STARTER, replace line 120 in Program 2 with the statement shown in 810 above.

#### Program 1. PET/CBM Version

```

100 REM *** GUESS THAT ANIMAL!
110 DIM T$(100), Q$(100)
120 G$="GOOD, I GUESSED IT!"
130 PRINT"WHAT DRIVE ARE YOU USING?"
"
140 :GET DN$
150 : IF DN$="1" OR DN$="0" THEN 17
0
160 :GOTO 140
170 REM *** READ STORED DATA ***
180 OPEN 1,8,2, DN$+":ANIMAL DATA,S,
R"
190 INPUT#1, NS, N
200 FOR I=0 TO N
210 :INPUT#1, T$(I), Q$(I)
220 NEXT : CLOSE1
230 :
240 REM *** START GAME ***
250 PRINT CHR$(147): REM CLR SCREEN

260 PRINT"THINK OF AN ANIMAL AND I"
270 PRINT"WILL TRY TO GUESS IT."

```



```

280 PRINT: PRINT"PRESS SPACE BAR WH
EN READY"
290 GET A$: IF A$<>" " THEN 290
300 REM SET UP ANSWER STRING AND PO
INTER
310 QA$="": REM NULL ANSWER STRING
320 FOR ZZ=0 TO NS: GOSUB 370: NEXT

330 FOR I=NS+1 TO N: IF T$(I)=QA$ T
HEN 350
340 NEXT: GOTO 450: NO MATCH FOUND

350 ZZ=I: I=N: NEXT
360 GOSUB 370: GOTO 330
365 :
370 PRINT Q$(ZZ);: REM PRINT & GET
ANSWER
380 : GETA$
390 : IF A$="Y" OR A$="N" THEN 410

400 : GOTO380
410 QA$=QA$+A$
420 PRINT " ";A$
430 RETURN
440 :
450 REM *** GUESSED IT OR GIVE UP**
*
460 : IF A$="Y" THEN PRINT G$: GOT
O 700
470 PRINT"I GIVE UP, WHAT IS IT";
480 INPUT NA$
490 PRINT: T$=Q$(ZZ): TL=LEN(T$)
500 PRINT"WHAT WOULD BE A GOOD QUES
TION TO"
510 PRINT"TELL THAT FROM "; RIGHT$(
T$,TL-6)
520 INPUT NQ$: REM NEW QUESTION
530 IF RIGHT$(NQ$,1)<>"?" THEN NQ$=
NQ$+"?"
540 PRINT"WHAT WOULD BE THE RIGHT A
NSWER"
550 PRINT"FOR "NA$;
560 :INPUT A$ :RA$=LEFT$(A$,1)
570 : IF RA$="Y" OR RA$="N" THEN 59
0
580 :GOTO560
590 N=N+1: PA$=LEFT$(QA$,LEN(QA$)-1
)
600 :
610 REM *** REPLACE FINAL GUESS WIT
H NEW QUESTION
620 T$=Q$(ZZ): Q$(ZZ)=NQ$
630 X$="N": Z$="Y"
640 : IF RA$="N" THEN X$="Y": Z$="
N"
650 REM *** ADD OLD & NEW FINAL GUE
SS
660 T$(N)=PA$+X$: Q$(N)=T$: N=N+1
670 T$(N)=PA$+Z$: Q$(N)="IS IT "+NA
$+"?"
680 :
690 PRINT
700 PRINT"WOULD YOU LIKE TO TRY AGA
IN?"
710 :GETA$
720 : IF A$="N" THEN 770
730 : IF A$="Y" THEN 250
740 :GOTO710
750 :
760 :
770 REM *** SCRATCH OLD DATA AND SA
VE NEW
780 OPEN 1,8,15:PRINT#1,"S"DN$:ANI
MAL DATA"
790 CLOSE1
795 :
800 C$=CHR$(13)
810 OPEN 1,8,2,DN$+":ANIMAL DATA,S,
W"
820 PRINT#1, NS;C$;N;C$;
830 FOR I=0 TO N
840 : PRINT#1, T$(I);C$;Q$(I);C$;
850 NEXT: CLOSE1
860 END

```

---

### Program 2. PET/CBM Version

```

100 REM DATA STARTER
110 N=10: NS=2: C$=CHR$(13)
120 OPEN1,8,2,"0:ANIMAL DATA,S,W"
130 PRINT#1, NS;C$;N;C$
140 FOR I=0 TO N
150 READ T$, Q$
155 Q$=Q$+"?"
160 PRINT#1, T$;C$;Q$;C$;
170 NEXT: CLOSE1: END
180 DATA S,DOES IT HAVE FOUR FEET

190 DATA S,IS IT DOMESTIC
200 DATA S,DOES IT EAT MEAT
210 DATA NNN,IS IT A WORM
220 DATA NNY,IS IT AN EAGLE
230 DATA NYN,IS IT A CHICKEN
240 DATA NYI,IS IT A MAN
250 DATA YNN,IS IT AN ELEPHANT
260 DATA YNY,IS IT A WOLF
270 DATA YYN,IS IT A COW
280 DATA YYY,IS IT A DOG

```

---

### Program 3. Atari Version

```

100 REM *** GUESS THAT ANIMAL! ***
110 MXA=50:REM MAXIMUM # OF ANIMALS. ADJUST
FOR MEMORY SIZE
115 DIM T*(MXA*10),T2*(30),TL(MXA),Q*(MXA*30

```



```

),QL(MXA),B$(20),TEMP$(30),NA$(10),NQ$(3
1),FILE$(12)
117 DIM QA$(30)
120 B$="Good, I guessed it!"
130 OPEN #2,4,0,"K":GRAPHICS 0
140 PRINT "Tape or Disk? ";
150 GET #2,A:IF A<>ASC("T") AND A<>ASC("D")
THEN 150
160 IF A=ASC("D") THEN ? "DECK":? :FILE$="D:
ANIMAL.DAT":GOTO 180
170 ? "DECK":? :? "Position data tape, press
PLAY,":? "then press RETURN":FILE$="C":
?
180 TRAP 190:OPEN #1,4,0,FILE$:GOTO 200
190 CLOSE #1:?"Error #":PEEK(195):" on read
ing...":? "Try again.":GOTO 140
200 INPUT #1,NS,N
205 FOR I=0 TO N
210 INPUT #1,TEMP$:T$(I*10+1)=TEMP$:TL(I)=LE
N(TEMP$)
220 INPUT #1,TEMP$:Q$(I*30+1)=TEMP$:QL(I)=LE
N(TEMP$)
230 NEXT I:CLOSE #1:TRAP 40000
240 REM *** START GAME ***
250 GRAPHICS 0
260 PRINT "Think of an animal and I"
270 PRINT "will try to guess it."
300 REM SET UP ANSWER STRING AND POINTER
310 QA$="":REM NULL ANSWER STRING
320 FOR ZZ=0 TO NS:GOSUB 370:NEXT ZZ
330 FOR I=NS+1 TO N:IF T$(I*10+1,I*10+TL(I))
=QA$ THEN 350
340 NEXT I:GOTO 450:REM NO MATCH FOUND
350 ZZ=I:I=N:NEXT I
360 GOSUB 370:GOTO 330
365 REM
370 ? Q$(ZZ*30+1,ZZ*30+QL(ZZ));
380 GOSUB 1000
410 QA$(LEN(QA$)+1)=CHR$(A)
430 RETURN
440 REM
450 REM *** GUESSED IT OR GIVE UP ***
460 IF A=ASC("Y") THEN ? B$:GOTO 700
470 ? "I GIVE UP, WHAT IS IT";
480 INPUT NA$:IF LEN(NA$)>10 THEN ? "## TOO
LONG ##":? "WHAT IS IT":GOTO 480
490 ? :T2$=Q$(ZZ*30+1,ZZ*30+QL(ZZ)):TL=QL(ZZ
)
500 ? "What would be a good question to"
510 ? "tell that from ";T2$(7)
520 INPUT NQ$
521 IF LEN(NQ$)>30 THEN ? "## TOO LONG ##":G
OTO 520
530 IF NQ$(LEN(NQ$)<>"?") THEN NQ$(LEN(NQ$)+
1)="?"
535 IF LEN(NQ$)>30 THEN ? "## TOO LONG ##":G
OTO 520
540 ? "What would be the right answer"
550 ? "for ";NA$;"?";
560 GOSUB 1000
570 IF A<>ASC("Y") AND A<>ASC("N") THEN 560
590 N=N+1:TEMP$=QA$(1,LEN(QA$)-1)
610 REM *** REPLACE FINAL GUESS WITH NEW QUE
STION
620 T2$=Q$(ZZ*30+1,ZZ*30+QL(ZZ)):Q$(ZZ*30+1,
ZZ*30+LEN(NQ$))=NQ$:QL(ZZ)=LEN(NQ$)
630 X=ASC("N"):Z=ASC("Y")
640 IF A=X THEN X=Z:Z=A
650 REM *** ADD OLD & NEW FINAL GUESS
660 T$(N*10+1,N*10+LEN(TEMP$))=TEMP$:T$(N*10
+LEN(TEMP$)+1)=CHR$(X):TL(N)=LEN(TEMP$)+
1
665 Q$(N*30+1,N*30+LEN(T2$))=T2$:QL(N)=LEN(T
2$):N=N+1
670 T$(N*10+1,N*10+LEN(TEMP$))=TEMP$:T$(N*10
+LEN(TEMP$)+1)=CHR$(Z)
675 TL(N)=LEN(TEMP$)+1
680 Q$(N*30+1)="IS IT ":Q$(N*30+7)=NA$:Q$(N*
30+LEN(NA$)+7)="?":QL(N)=LEN(NA$)+7
690 ?
700 ? "Would you like to try again?";
710 GOSUB 1000
720 IF A=ASC("N") THEN 770

```

```

730 IF A=ASC("Y") THEN 250
740 GOTO 710
770 REM *** SCRATCH OLD DATA AND SAVE NEW
780 IF FILE$="C" THEN ? "Rewind data tape, p
ress PLAY and RECORD,"
790 IF FILE$="C" THEN ? "then press RETURN"
800 TRAP 805:OPEN #1,8,0,FILE$:GOTO 810
805 ? "Error #":PEEK(195):" when writing ani
mal file!":CLOSE #1:END
810 PRINT #1;NS:PRINT #1;N
820 FOR I=0 TO N
830 PRINT #1;T$(I*10+1,I*10+TL(I))
840 PRINT #1;Q$(I*30+1,I*30+QL(I))
850 NEXT I:CLOSE #1
860 END
1000 REM GET Y/N RESPONSE
1005 POKE 752,1:?" ";POKE 53279,0
1010 GET #2,A:IF A>96 THEN A=A-32
1020 IF A<>ASC("Y") AND A<>ASC("N") THEN 101
0
1025 IF A=ASC("N") THEN 1040
1030 FOR R=1 TO 3:?" [LEFT]";:FOR W=1 TO
5:NEXT W:?" YES(3 LEFT)";:FOR W=1 TO
5:NEXT W:NEXT R:GOTO 1050
1040 FOR R=1 TO 3:?" [LEFT]";:FOR W=1 TO
5:NEXT W:?" NO(2 LEFT)";:FOR W=1 TO 5:
NEXT W:NEXT R
1050 POKE 752,0:?" :RETURN

```

#### Program 4. Atari Version

```

100 REM DATA STARTER (ATARI)
110 NS=2:N=10:DIM Q$(30),T$(10)
120 OPEN #1,8,0,"D:ANIMAL.DAT":REM USE OPEN#
1,8,0,"C:" FOR TAPE
130 ? #1;NS:?" #1;N
140 FOR I=0 TO N
150 READ T$,Q$
160 Q$(LEN(Q$)+1)="?"
170 ? #1;T$:?" #1;Q$
175 NEXT I:CLOSE #1:END
180 DATA S,DOES IT HAVE FOUR FEET
190 DATA S,IS IT DOMESTIC
200 DATA S,DOES IT EAT MEAT
210 DATA NNN,IS IT A WORM
220 DATA NNY,IS IT AN EAGLE
230 DATA NYN,IS IT A CHICKEN
240 DATA NYY,IS IT A MAN
250 DATA YNN,IS IT AN ELEPHANT
260 DATA YNY,IS IT A WOLF
270 DATA YYN,IS IT A COW
280 DATA YYY,IS IT A DOG

```

©

### PET - APPLE

**MASTER GRADES PROGRAM:** - Written by teachers for teachers. Produces weekly, monthly reports, progress letters to parents, class lists, more - **Disk Only \$29.50**

**SUPER LIB:** The ultimate Library Program. Flags dup titles, handles up to 8,000 programs. Prints one alpha'd list - Fast M.L. sort included. A complete package to organize all your files. **Disk Only \$29.50**

For CBM 16/32k, all drives, Applesoft 3.2 or 3.3 DOS.  
Master Grades requires CBM printer.

**PLEASE SPECIFY EQUIPMENT.**

Midwest Software  
P.O. BOX 214  
FARMINGTON, MI 48024



## A Monthly Column Learning With Computers

# The PILOT Language

Glenn Kleiman  
Teaching Tools: Microcomputer Services  
Palo Alto, CA

Last month I compared BASIC and LOGO as languages for teaching computer programming to children. This month's topic is another language useful in education: PILOT. The name PILOT is an acronym for Programmed Instruction, Learning Or Teaching. PILOT is a simple computer language, originally designed for teachers to use in writing their own lesson programs. It is also useful for teaching children about programming.

All adequate versions of PILOT contain a small set of commands for displaying information and questions on the screen, waiting for answers to be typed on the keyboard, checking whether an answer matches any of a list of expected responses, branching to different parts of the program, and performing simple calculations. These commands, generally referred to as Core PILOT commands, can be used to create programs which make the computer converse with a person.

### Sample PILOT Dialogues

Here are some dialogues between students and a PILOT program. The students' responses are italicized.

What is your name?  
*Susan*  
Hello, Susan.  
I'm going to ask you some questions about the United States.  
Which is the largest state?  
*Alaska. It's even bigger than Texas.*  
That's right, Susan. Alaska is the largest state.  
...

What is your name?  
*Jason*  
Hello, Jason.  
I'm going to ask you some questions about the United States.

Which is the largest state?  
*I don't know. Maybe its Hawaii.*  
No, Jason, the correct answer is Alaska.  
...

What is your name?  
*Sam*  
Hello, Sam.  
I'm going to ask you some questions about the United States.  
Which is the largest state?  
*N.Y.*  
That is a large state with a lot of people, but it is not the largest in size.  
Please try again.  
*How about Texas?*  
No, Texas is a big state, but it's not the largest of all 50 states. Please try again.  
*I know, its Alasca!*  
That's right, Sam. Alaska is the largest state.

The program gives intelligent responses to the students' answers. Susan's dialogue shows the computer can recognize the correct answer, even though she misspelled it and named another state in the same answer. In the next dialogue, Jason gives an incorrect answer and is told the correct one. In the last dialogue, Sam's first two answers are incorrect, but he shows he knows which states are among the largest. The computer gives him hints and additional chances. Notice that the computer recognizes the abbreviation *N.Y.* and another misspelling of Alaska.

### The PILOT Program

The three dialogues shown above are all the result of a fairly simple PILOT program. The program starts with:

```
10 T: What is your name?
20 A: $NAME
30 T: Hello, $NAME.
40 T: I'm going to ask you some questions about the
    United States.
```


In PILOT, each command is represented by a letter followed by a colon. (Many versions of PILOT do not require line numbers, but they are included in the example program for ease of reference to specific lines.) T: is the TYPE command. It displays information on the screen, such as the question in line 10. A: is the ACCEPT command. It causes the computer to wait for a response typed on the keyboard. It is used in line 20 to accept the student's name. The name is then stored in the variable \$NAME so it can be used later. Line 30 displays a greeting, and line 40 tells the student what the lesson is about.

The program continues with:

```
50 *FIRST-QUESTION
```



# Micro-Ed is EXPANDING!



Send for free educational catalogs \*

\* Specify: Pet • Vic • TI • Apple • TRS-80  
• The New Commodore 64 color computer

you can telephone us  
at

612-926-2292

Micro-Ed, Inc.  
PO Box 24156

Minneapolis, MN 55424



```

60 T: Which is the largest state?
70 A:
80 M: ALAS
90 TY: That's right, $NAME. Alaska is the largest
    state.
100 JY: *SECOND-QUESTION

```

Line 50 is given the label \*FIRST-QUESTION. One advantage of most versions of PILOT over BASIC is that lines and variables can be given names which convey what they do. This makes PILOT programs easy to read.

Line 60 displays a question and line 70 waits for a response. Line 80 is our first example of the MATCH command. M: ALAS tells the computer to search through the last answer entered and check if it contains the string of letters ALAS. Using ALAS means that close spelling errors of ALASKA will also be accepted. Extra words and spaces, and upper-case to lower-case inconsistencies are ignored in matching. All the following answers contain matches to ALAS:

```

I think it is Alaska
ALASSKA
ALASCA
alaska
The biggest state is the alaskan one

```

The MATCH command is very powerful for writing question-answer programs. A single M: command can check for more than one possible answer (as in line 140 below) and proper use of this command can lead to accepting a wide variety of responses, including common misspellings. However, you have to be careful with the answers to be accepted. For example, the following answers also contain matches to ALAS:

```

Calasformia.
Alas, I wish I knew.

```

Lines 90 and 100 have Y or YES conditionals. A YES conditional tells the computer to follow the command only if the last M: command found a match. If the student's last answer contained ALAS, a match would be found. The T: command in line 90 would then display the "That's right" message, and the J: or JUMP command in line 100 would cause the program to branch to the line labelled \*SECOND-QUESTION. If the student's answer did not contain ALAS, then lines 90 and 100 would not cause any actions and the programs would continue with the next line (110).

The rest of the program for this question handles incorrect answers:

```

110 M: TEXAS
120 TY: No, Texas is a big state, but it's not the largest
    of all 50 states. Please try again.
130 JY: *FIRST-QUESTION
140 M: CALIF,NEW YORK,NY,N.Y.
150 TY: That is a large state with a lot of people, but it

```

```

    is not the largest in size. Please try again.
160 JY: *FIRST-QUESTION
170 T: No, the correct answer is Alaska.
180 *SECOND-QUESTION
190 [Program continues ...]

```

Lines 110 to 160 check for expected wrong answers and give corrective feedback and another chance. An important feature of well designed tutorials is checking for children's typical errors and correcting misconceptions before they cause problems in understanding later parts of the lesson. Line 170 is reached only when the student does not give any of the expected answers.

The above example, while not showing all the possibilities of Core PILOT, should give you an idea of the type of program for which Core PILOT is well suited. In addition to the Type, Accept, Match, Jump commands, Yes conditionals, and string variables shown in the example program, Core PILOT also allows simple calculations, numeric variables, other types of conditional decisions, and sub-programs or modules which can be called from any point in the program (like sub-routines in BASIC).

### PILOT Is Not Just For Teachers

While PILOT was designed for teachers to write tutorial programs, it is also a good language for introducing children to computer programming. PILOT can serve as a vehicle for getting children comfortable with computer programming and for introducing general programming concepts such as variables, conditionals, branching and modules. PILOT programs are easy to understand, and children can easily get started writing their own. Children enjoy creating computerized question-answer dialogues, and working with PILOT can encourage them to further develop language skills. Most versions of PILOT for personal computers add other features desirable in a language for children, such as ways of creating pictures, and good error diagnostics to facilitate debugging programs.

### Versions Of PILOT For Atari, Apple And TRS-80 Computers

Many versions of PILOT are available for different computers. Here is some information about PILOTs for the computers most widely used in schools. (I have not found an acceptable PILOT for PET computers. Anyone know of one?) All of these versions contain the Core PILOT commands, so I will focus upon what else has been added.

*Atari PILOT* is an ideal system for novice computer users. It adds easy-to-use, yet powerful, graphics and sound capabilities to Core PILOT. The graphics component contains turtle graphics commands like those in the LOGO language. Pic-



tures are created by telling a "turtle" which color pen to use and how to turn and move. As I discussed in last month's column, and as is shown every month in David Thornburg's "Friends of the Turtle" column, turtle graphics is an excellent system for children to create pictures and learn about programming. In addition, Atari PILOT contains a sound command which can produce up to four tones at one time, thereby playing chords as well as individual notes. This gives you full access to the sound capability of Atari computers and lets you create turtles which sing as they draw.

Atari PILOT also has other useful features. For example, it checks each line as it is entered into a program, so many errors are caught immediately. There is also a trace command which lets you run a program one command at a time to see how it works. There are two manuals for Atari PILOT, an instruction manual and a reference guide. Both are excellent. The clever illustrations in the reference guide give a sense of how user friendliness was considered in every aspect of this package.

The combination of PILOT, turtle graphics, sound, and excellent manuals in a single user-friendly package makes Atari PILOT my first choice as a language to teach children.

Atari PILOT, for Atari 400 and 800 computers, is available from Atari dealers in two different packages. An educator package, which sells for \$129.95, contains the PILOT cartridge, the instruction and reference manuals and two tapes with sample programs, all put together in a nice binder. The home package, which sells for \$79.95, contains just the PILOT cartridge and the instruction manual.

Users of Atari PILOT will also want a book by David Thornburg called *Picture This!*, published by Addison-Wesley. It is a tutorial guide to turtle graphics which also teaches a great deal about computer programming in general. As one would expect from David's **COMPUTE!** columns, the book is both informative and fun.

*E-Z PILOT* is an excellent, inexpensive PILOT which gives you access to the high resolution graphics capability of Apple II computers. *E-Z PILOT* lets you use upper and lower-case letters in several sizes and colors. These letters can be combined with high resolution pictures. There are commands for drawing lines and for using previously created shape tables and full screen graphic displays. Pictures created with a graphics tablet or many of the available graphics software packages can be used in *E-Z PILOT* lesson programs. You can also add sound to your lessons.

*E-Z PILOT* is easy for beginners to use. It provides a simple menu-driven editor for entering and modifying programs. Prompts for acceptable

commands are shown, and syntax errors are caught as they are entered. Once a lesson is created and saved, it is automatically added to the menu of lessons the students see each time they start *E-Z PILOT*.

*E-Z PILOT* is a bit slow to work with at times, and the documentation needs to be elaborated. However, it is very suitable for creating computerized lessons and could also be used to introduce students to programming. It requires an Apple II with Applesoft and one disk drive. At \$34.95 it is a best buy. Available from TECK Associates, Box 8732, White Bear Lake, MN 55110.

*APPILOT II* allows you to use high and low resolution graphics, mix text and graphics on the screen, add music and even some speech if used in conjunction with the Muse Voice program (sold separately). It also lets you time answers to questions and set maximum times to allow a student to answer. It is easy for novices to use and comes with a good manual and demonstration programs. *APPILOT II* requires an Apple II with Integer BASIC and one disk drive. It is available for \$99.95 from Muse Software, 347 N. Charles St., Baltimore, Maryland 21201.

*Apple PILOT* is a sophisticated package of tools for creating lesson programs. It contains many commands and options in addition to those of Core PILOT. These include special editors for creating your own graphics and sounds. *Apple PILOT* is an excellent language for experienced programmers. However, it is not designed for novice computer users and is not suitable for teaching children about programming. *Apple PILOT* requires a 48K Apple and two disk drives for creating lessons, one disk drive for using lessons. It is available for \$150.00 from Apple dealers.

*Mark-PILOT* is part of the GENIS package from Bell & Howell. This package also includes an authoring system called CDS (Courseware Development System). *Mark-PILOT* is easy to use, but limited. It does not let you use high resolution graphics, lower-case letters, sound or timing. At \$300.00 for *Mark-PILOT* and CDS, I feel the package is overpriced. No backup copy is provided; a replacement disk costs \$100.00.

*TRS-80 Micro-PILOT* contains the standard PILOT commands plus extensions for using the low resolution graphics and large letter set of the TRS-80 Model I and Model III computers. A special editor lets you design screen displays and store them on disk, to be retrieved when needed in a program. *Micro-PILOT* is easy to use and comes with a complete manual and a demonstration program which the manual describes in detail. It has several features usually found in BASIC but not in PILOT, such as mathematical functions




(square root, tangent, and so on). Unfortunately, Micro-PILOT has adapted BASIC conventions for variable names when the standard PILOT ones are preferable.

Micro-PILOT is suitable both for teachers writing tutorial programs and for children writing their own programs. Available for Model I and Model III computers with one disk drive, Micro-PILOT is sold by Radio Shack dealers for \$79.95.

TRS-80 Color Computer PILOT is an interesting new version. I have received a preliminary copy without complete documentation and I have not explored it in detail, but it clearly contains some excellent features. For example, it lets you combine high resolution graphics with upper and lower-case letters of various colors and sizes. It even lets you design your own letter set and add music to your programs. This version of PILOT, soon available from Radio Shack dealers, requires only 16K and a cassette recorder. ©

**COMPUTE!** The Resource.

**VIC-20\***  
**PROGRAMMING  
POWER!**



**With PARSEC® Expansion Chassis**  
**Add: RAM • PROGRAMMING AID PACKS • MODEM.**

The **PROGRAMMER** handles 3 VIC packs.....\$69.  
The **MAXIM** terminated fully buffered 3A power.  
Allows 32k RAM expansion, or all packs  
for the VIC-20\* up to 6.....\$179.  
**RS 232 INTERFACE** for modem, or printer....\$39.99

Order from your local computer store, or.....  
**PARSEC RESEARCH**  
Drawer 1766-C  
Fremont, CA. 94538  
\* a t.m. of Commodore

(415) 651-3160  
Free shipping with  
check-money order,  
others add \$2.50.  
CA. res. add 6%

# nüFEKOP FOR THE VIC-20

HARD SOFTWARE TO BEAT

**ANY 5 \$42.00 : ANY 3 \$27.00 : ANY 1 \$9.95 : OUR CATALOG FREE!**

**SEARCH** - Drive through a giant maze of rooms encountering money bags, fuel tanks, and moving oil slicks that slide you back to start. Specify Keyboard or Joystick

**ALIEN PANIC** - Climb ladders, dig holes and drop aliens . . . Quickly! Specify Keyboard or Joystick

**KRAZY KONG** - You have to climb to the top but this crazy monkey keeps rolling barrels!?

**VIKMAN** - Sweep up dots before monsters mop you up.

**QUIRK** - Arcade type game where if you're not awake the floor literally moves out from under your feet.

Fortunately for the careful (and the Quick) the rewards roll into your pocket. Specify Keyboard or Joystick

**RESCUE from NUFON** - A Graphic Adventure game played with the keyboard. Some commands are, N.S.E.W. for direction, T for transport, U and D for the 5 floor elevator. Under your watchful eye (there are certain undesireables in these rooms) your guy finds and transports humans to safety. One player average 20 min.

**DODGE CARS** - Fast fun on crowded freeway. This colorful game keeps top 5 & compares against last 50. Specify Keyboard or Joystick

**INVASION** - Protect energy pods from being stolen by enemy ships. Simple and challenging. Specify Keyboard or Joystick

## nüFROM DEPT.

Introducing DEFENDERS ON TRI - \$12.95

We think this is one of the most fun and challenging games available for the Vic. You pilot (with Joystick) a defender style ship and are the only hope for the advance exploration party that teleported into Tri Cite, the ancient alien sphere heading for Sol. With 4 screens, 4 UNIQUE defenses, on & off shields, fuel deposits, alien treasures, running timer, energy, score, and our best graphics displays to date, we're sure you will think so too. D.O.T. requires 3K expander

If that wasn't Nuf, we must mention that on June 1st our own star Scott Elder got all 18 moneybags and proved that the "you win" routine in SEARCH does work.

WRITE **nüFEKOP**

P.O. BOX 156

SHADY COVE, OREGON 97539

FOREIGN ORDERS ADD ABOUT \$1.50 PER TAPE

OR CALL 503-878-2113

MASTERCARD - VISA - C.O.D.



## Review

# Two VIC Word Processing Programs

Harvey B. Herman  
Associate Editor

### Not Just A Game Machine

Commodore has in its ads made much of the fact that the VIC is not a video game but a real computer. This truthful claim was only academic at first as there was little available VIC software. Today the number of advertised programs appears to be growing exponentially, and the advantages in owning a true computer are quite evident.

As much as I like the VIC, I am aware of its shortcomings. The basic unit has minimal memory (5K read/write memory, RAM) and a display with a short 22 character line. Optional hardware has recently become available to correct these deficiencies. Note, however, that the programs described here will even work with the original unexpanded computer. Pretty good for a machine that retails for less than \$300!

### Why A Word Processor?

I always felt that it was not practical to type my own letters as I made too many mistakes. Furthermore, sitting at a typewriter, correcting errors with Liquid Paper, and retyping whole pages was not my idea of a good time.

The situation has now changed completely since I started using a word processor (*PaperMate* from AB Computers) on an older, expanded 2001 PET. I still make errors when I type letters, but they can be easily corrected before the final copy is printed.

I did not appreciate the convenience of a word processor until I actually started using one. For example, a draft letter can be run off with a few corrections without having to retype the whole letter. Moreover, a somewhat disorganized person like myself can keep up with his filing. Because I save all correspondence on disk, I always know that I can find a given letter by looking through a limited number of printed disk directories. Nothing gets

lost.

Recently, I was given two VIC word processing programs to review, but I was a little dubious. A PET makes an excellent word processor, but it was not clear that a VIC would, particularly a VIC with a limited amount of memory. For program evaluation, I used additional hardware – a 3K RAM expander and a VIC 1515 printer. (The extra RAM allowed longer text files, but was not essential.) If VIC word processing intrigues you, read on to learn more about the good and bad features of each program.

### Un-Word Processor

The accompanying eight-page manual describes this program as a simple word processor. I would agree with that description and even add “very.” This software may seem strange at first. It consists of two machine language text formatting programs, one for the VIC 1515 printer and the other for an RS-232 printer. The formatting program appropriate for your system is loaded and protected from BASIC with a few POKes. The instructions are quite explicit even if the rationale might not be clear to a beginner.

The next order of business is the writing of what I would call a pseudo-BASIC program. The first statement is a SYS call to the formatting program, and the subsequent statements, a text file not normal BASIC, are numbered lines of text headed by a double quote. Corrections are made in the text file, using the VIC screen editor, after the line is entered. The file can be saved on cassette or disk the same as any other program.

The text file is printed by simply RUNNING the pseudo program. Return and line feed are added automatically to the printout, about every 72 characters. The line length may be adjusted as desired. A second double quote can be used to prematurely terminate a line as at the end of a paragraph or to produce a blank line.

Although this program is admittedly simple, I don't mean to imply that it is not useful. In some cases simple is better. It would be particularly easy for elementary school students, who might be intimidated by a more comprehensive program. The only minor flaw that I found was a few easily recognized errors in the manual.

### The VIC Typewriter

The 13-page manual that accompanies this program says, up front, that it is a very simple word processor. However, it is closer to a real one than the program just described. It consists of a combined BASIC driver and a machine language sub-program. Text files, written with the program, can be saved to either cassette or disk, and retrieved later. On command, the text file can be printed on



the one supported printer, the VIC 1515.

The manual is slick and professionally done. A summary of the 18 direct commands and the seven indirect (embedded) commands precedes a detailed description of each. I found myself referring to this summary quite often at first, but I expect that this would not be necessary after extended use.

There are several features of this program that I really like. It continuously displays the maximum number of lines available (185 lines for the 3K expanded VIC) and the current line number. The VIC function keys are used to advantage. For example, one key can be used to delete a line and another to page forward in the text. Enhanced or reversed printed characters are easy to intersperse in the text using special symbols. A tab key (five spaces) is even provided.

Other features were difficult to use or were absent. One function key, corresponding to "delete text," is too easy to use, while another, "delete character," is tricky to get just right as it does not have instantaneous action. There is no page back key, so one must page forward and wrap around to the start through the back door. Support for an RS-232 printer is lacking. It could have been easily added as an option to be separately loaded. I could go on, but we would not expect it to contain all the bells and whistles of much more expensive programs.

In a comparison between the two programs, the *VIC Typewriter* is a clear winner. This program has so many more features that it would be the one to choose if you want a serious program. On the other hand, having more features makes it more difficult to learn. If you are a VIC owner in the market for a simple word processor, check these programs out at your closest VIC emporium. You will get a taste of an important application for personal computers. Choose the one that suits you best.

Please note — problems associated with the early release of Home Calculation Pack are being corrected; be sure you get the updated version.

*Un-Word Processor*  
Midwest Micro Associates  
P.O. Box 6148  
Kansas City, MO 64110  
\$12.95

*The VIC Typewriter (one of six programs in Home Calculation Pack VT 107A)*  
Commodore Business Machines  
681 Moore Road  
King of Prussia, PA 19406  
\$59.95

## Memory Expansion Boards for the ATARI\* Computer

Completely compatible with ATARI  
hardware and software

No modifications necessary

Fully assembled and tested

User installable - simply plug it in

One year warranty

Gold connector tabs and sockets

**16K Memory Board — \$ 54.95**

**32K Memory Board — \$124.95**

### Build Your Own Memory

16K board - no components - \$12.50

32K board — no components — \$30.00

Add \$2 Shipping and handling per board

\*ATARI is a trademark of Atari Inc.

Dealer Inquiries Welcome

**Tiny Tek, Inc.**

P.O. Box 820249 • Dallas, TX 75382-0249  
214-373-8926

## VERVAN Software

Utility Programs for the ATARI 400/800\*

### CASDUP

A machine language program that allows you to copy  
ANY Atari cassette. **Cassette Only \$20.00**

### CASDIS

A machine language program that converts a cassette  
boot program into a disk boot program. **Disk Only \$25.00**

### DISDUP

A machine language program for duplicating hard-to-copy  
disks. This is more than a simple copy routine. **Disk Only \$25.00**

### VARMAP (Available in September 1982)

A machine language program that lists the variables in a  
BASIC program along with the number of every line that  
references them. **Specify Cassette or Disk \$25.00**

### LINMAP (Available in September 1982)

A machine language program that lists each line in a  
BASIC program along with the number of every line that  
references them. **Specify Cassette or Disk \$25.00**

### FULMAP (Available in October 1982)

A single program that includes all the features of VARMAP  
and LINMAP. An additional feature is that variables used  
in indirect addressing are listed separately. **Specify Cassette or Disk \$40.00**

Please add \$2.00 shipping and handling per program.  
California residents please add 6% state sales tax.  
Send check or money order to:

**VERVAN Software**  
10072 Balsa Street  
Cucamonga, Ca. 91730

Dealer Inquiries Welcome

\*ATARI 400/800 is a trademark of Warner Communications, Inc.



## Review:

# BASIC A+

Charles Brannon  
Editorial Assistant

What is your "wish list" for the ultimate BASIC? What statements would you have? How large could the language afford to be? Atari owners can choose from three BASICs: Atari 8K BASIC, Microsoft BASIC, or BASIC A+. The original BASIC was designed to fit into an 8K cartridge, limiting its potential, whereas the latter two languages load as machine language programs from disk, and can be as large as memory permits. These *softloaded* languages, therefore, require a disk drive and at least 32K of RAM. The increased size of these languages means less memory for writing programs, though. With a maximum 48K of memory, you have a bit over 20K remaining.

### An Extended BASIC

BASIC A+ is upward compatible with Atari 8K BASIC. That is, programs written in Atari BASIC will run without modification in BASIC A+. Prior programming experience with Atari BASIC transfers to BASIC A+. In effect, BASIC A+ is an extension of Atari BASIC, adding a multitude of commands and improving others.

Most of the minor discrepancies and bugs of Atari BASIC have been corrected. For example, the RUN command did not clear out arrays or strings as it should, and does, in BASIC A+. You can now use a subscripted variable in a READ or INPUT statement, such as READ A(I).

### Have Your Cake And Eat It Too...

BASIC A+ narrows the compatibility gap between Atari BASIC and the popular Microsoft BASIC with options such as prompts in INPUT statements. For example,

```
INPUT "What is your name?";NAME$
```

TAB is also supported, as in PRINT TAB(20);X(I). TAB even works with a printer. String concatenation is provided with "+". A\$ = A\$ + B\$ becomes A\$ = A\$,B\$. Since BASIC A+ includes equivalent commands for most Microsoft statements (excluding strings), you get the best of both worlds!

BASIC A+ adds program debugging tools such as TRACE and TRACEOFF, which activate and cancel the display of line numbers during a program's execution, and LVAR, which lists all

variables. Error messages are now non-cryptic English phrases, such as NO SUCH LINE # instead of ERROR - 12. BASIC error handling with TRAP is made easier with ERR(0), which returns the error number; ERR(1), which gives the offending line's number; and CONT, which continues execution on the line following the error (RESUME in other BASICs).

### Extended I/O

BASIC A+ adds DOS commands to BASIC, making disk handling by a program much easier. Compare these two statements which delete a file from the disk:

```
XIO 33,#1,0,0,"D:TEMP"  
ERASE "D:TEMP"
```

Also included are PROTECT and UNPROTECT (a.k.a. LOCK/UNLOCK), RENAME, and DIR. Yes, you can now list the directory without going to DOS!

BASIC A+ can save and load binary files. These files can be any section of memory. For example, a word processor could use BPUT to save a text file at top machine I/O speed or use BGET to recall another. This formerly required many POKEs and a machine language program to call the CIO. RPUT and RGET are useful for fixed-length files produced with NOTE and read with POINT. For example, to PRINT a number to such a file could produce anything from "0" to "10" to "3.1415927" to "1.562 E+42." RPUT will output the number as 7 bytes, using the internal storage format for numbers. RGET will read these bytes and reconstruct the number. This built-in "packing" and "unpacking" capability is vital for efficient record processing.

### PRINT USING

BASIC A+ supports deluxe formatting via PRINT. For example, PRINT USING "###.##" would format a three-digit number in dollars and cents format, automatically padding unused digits with spaces (or zeroes to the right of the decimal point). So 33.345 would appear as "b33.35". (The "b" denotes a blank.) Notice that PRINT USING automatically rounds numbers to fit the format field. "Pi" printed in the same format would appear as "bb3.14". Other format characters are "\$" (floating dollar sign), "," (comma formatting such as 1,000,000 for one million), "&" (fills unused digits with zeroes), "\*" (pads blank digits with asterisks for number protection, such as check printing), and "+" or "-" (which force the appropriate sign to be printed where specified). String formatting is provided with "%" and "!" which perform right or left justification on the string.



## An Ideal Language?

BASIC A+ is written by programmers who have both designed Atari BASIC and have used it extensively. Therefore, it reflects the "wish list" of these programmers. If you're a serious programmer, you'll find this wish list comes close to yours — BASIC A+ is a programmer's programming language. Examples of this are seen throughout the language. Most obvious of these are the structured programming constructs of "IF...ELSE...ENDIF" which permit multi-line, multi-clause comparison and evaluation, and "WHILE...ENDWHILE" which allow a structured loop without a GOTO. The SET function enables or disables certain features. For example, SET 0,128 disables the break key; SET 2,ASC(":") changes the INPUT prompt from a question mark to a colon; SET 5,1 will allow program entry in lower case (converts to upper-case). Believe it or not, there is even a SET for the ANSI-standard FOR/NEXT loop. SET 3, 1 will allow a FOR/NEXT loop to execute zero times. This statement:

```
FOR I=30 TO 1:PRINT I:NEXT I
```

would normally print "30" and stop — executing at least once, no matter what the FOR range is. Almost all microcomputer BASICs do this, but the SET statement will permit BASIC to ignore such loops, making the Atari one of the only microcomputers to comply with the ANSI standard.

Programming convenience is enhanced with the DPOKE and DPEEK commands which simulate 16-bit PEEK and POKE commands. For example, to find the start of screen memory with SAVMSC (\$58), you would code:

```
SCR = PEEK(88) + 256*PEEK(89) in Atari BASIC, or
SCR = DPEEK(88) in BASIC A+.
```

Obtaining the same address from the display list shows the convenience even more dramatically:

```
A = PEEK(560) + 256*PEEK(561) + 4
SCR = PEEK(A) + 256*PEEK(A + 1)
vs. SCR = DPEEK(DPEEK(560) + 4)
```

DPOKE lets you place sixteen-bit results in memory without breaking the number into two 8-bit parts. For example, DPOKE 12,1536 replaces POKE 12,0:POKE 13,6 and DPOKE 12,A replaces this piece of code:

```
POKE 13,INT(A/256):POKE 12,A-PEEK(13)*256
```

Other memory-manipulation commands are FIND and MOVE. FIND will search a string, even a huge Atari "megastring" of thousands of characters, for any substring. This has instant application for database management programs, and has infinite minor potential, such as menu selection:

```
GOTO FIND("PDCJN",A$,0)*10 + 1000
```

where P,D,C,J,N are the first letters of a menu. FIND will return from 0-5. MOVE will move a block of memory from one place to another. This can be used to move the character set in ROM into RAM for modification (and BASIC A+ conveniently reserves 1024 bytes for the character set). MOVE can be used for insert/delete functions, and even page-flipping. Imagine how much easier player/missile graphics would be with MOVE, where you could easily move players around in player memory with this machine language-speed command. Ah, but that's another topic...

## A User-Friendly Language

One of the most attractive features of BASIC A+ is the ease of access to hardware features. The controller functions STICK, PTRIG, etc., and the SETCOLOR command represent Atari BASIC's user friendliness. These functions could easily be replaced with PEEKs and POKEs, but Atari BASIC makes the machine easy to use without memorizing a memory map. BASIC A+ continues this tradition. PEN(0) will return the horizontal position of the light pen, if present. HSTICK and VSTICK return delta-X and delta-Y offsets for the joystick. HSTICK, for example, returns +1 if the joystick is pushed right, -1 if the joystick is to the left, and 0 if the joystick is "horizontally centered." The two functions can be combined to easily update motion.

## Player/Missile Graphics

This ease of use continues with a complete set of commands to control player/missile graphics, one of the Atari's best features. Formerly, programming P/M graphics was a nightmare of PEEKs, POKEs (so many POKEs!), slowww FOR/NEXT loops for initialization and vertical movements, and machine language routines that were clumsy at best. BASIC A+ makes P/M graphics as easy as PLOT and DRAWTO. Setting player colors is accomplished with SETCOLOR's analog, PMCOLOR. PMCLR clears out a player. PMWIDTH sets the width of a player. The headache of memory allocations and bit selection is replaced with PMGRAPHICS, a statement similar to GRAPHICS. PMGRAPHICS (abbreviated as PMG.) does all the setup for you. Cancelling P/M is done with PMGRAPHICS 0. After the initialization, PMADR will return the memory location of any player, so POKeIng or MOVEIng bytes into it is easy.

The heart of the P/M graphics commands is PMMOVE, which positions the player anywhere on the screen. The horizontal and vertical positions of the player can be set together or separately.



**Send for our FREE  
Software Catalog for the  
Atari 400/800 Computer**



**LARGE SELECTION  
SAVE A MINIMUM OF 10%  
ALL PROGRAMS PRETESTED  
FREE SHIPPING  
MOST MAJOR BRANDS**

**RANDOM  
ACCESS  
MICROWARE**

**P.O. BOX 1704  
BREA, CA 92621**

**(714) 671-1093**

**STATISTICS  
FOR  
RESEARCHERS  
R-STAT**

Friendly, easy to use,  
well documented.

**INCLUDES:**

- Database with transformations
- ANOVA N - way
- Analysis of COvariance One - way
- Stepwise Multiple Regression  
(with Ridge-regression)
- Univariate Statistics
- Multiple range tests
- Crosstabs
- t - tests
- Graphics
- Menu-driven

**DISKETTE & MANUALS \$350<sup>00</sup>**

Specify 8K, At, or Microsoft

**ATARI® DOS II**

For a FREE Brochure or further  
information please call or write.

**DSC** P.O. BOX 1035  
CO: CENTRALIA, WA 98531  
(206) 736-3240

VISA & MASTERCARD ACCEPTED



**BYTE-A-BIT COMPUTING CO.**

"The Software Specialists" offer...

**★ THE STATE OF THE ART ★  
IN COMPUTER SOFTWARE**

● **NUMBER STUMPER:**  
24K CAS. \$19.95 32K DISK 24.95

AN ARCADE GAME FOR ONE OR TWO PLAYERS.  
USES JOYSTICKS.

● **UTILITY PAK #1:**  
32K DISK \$29.95

DOS UTILITIES, AUTORUN, SYS, RENUMBER, VARIABLE LISTER  
AND CHANGER, AUTOMENU.

● **UTILITY PAK #2:**  
32K DISK \$24.95

DISK-SPEED ADJUST, CONVERT DECIMAL-HEX-BINARY #'S,  
COLOR & SOUND PROGRAMMER'S AID,  
SAVE-A-SCREEN UTILITY.

● **GAME PAK #1:**  
24K CAS. \$14.95 32K DISK \$19.95

SCOREFOUR, DOTS, FIFTEEN, PLUS SURPRISE GAME!  
(A TOTAL OF FOUR GAMES). USES JOYSTICKS.

**BYTE-A-BIT**  
OFFERS YOU

**FREE: PROGRAMMING  
& CONSULTATION**

CALL OR WRITE FOR A CATALOG OF OUR  
PROGRAMS AND DETAILED INFORMATION ON  
OUR FREE OFFERINGS. SPECIALISTS IN SOFTWARE  
FOR THE ATARI® COMPUTER, GAMES, UTILITIES  
AND CUSTOM PROGRAMMING AVAILABLE.

DEALERS INQUIRIES INVITED

**BYTE-A-BIT COMPUTING CO.**

**28 ORCHID ROAD  
LEVITTOWN, N.Y. 11756**

**(516) 796-1212**



ADD \$2.50 SHIPPING AND INSURANCE. N.Y. RESIDENTS  
ADD SALES TAX. C.O.D. OR BLUE LABEL SHIPMENT ADD'L.

"Our Software Is  
Guaranteed For As Long  
As You Own It" If Any  
Program EVER Fails To  
Run, We Will Replace  
It FREE!!

**ALL OUR SOFTWARE  
MAXIMIZES THE USE  
OF ATARI GRAPHICS  
AND SOUND**



Horizontal position is an absolute location from 0-255, but vertical positioning is done with a relative *offset*. `PMMOVE 0;1` would move the first player up one scan line. `PMMOVE 0,100;-4` would move the player to horizontal position 100 and then move it down 4 scan lines. Two other commands are `MISSILE` and `BUMP`. `MISSILE` creates a missile (the "missile" in player/missile graphics) which is moved with `PMMOVE`. `BUMP` will read the collision registers. `BUMP(0,3)` will check for a collision between player 0 and player 3.

### Unique Documentation

The manual for BASIC A+ comes as a sheaf of loose-leaf pages to be inserted into the BASIC reference manual. A logical concept – BASIC A+ extends BASIC, so its manual extends BASIC's. It is a little confusing, all the paper-shuffling, but gives you a complete reference. All changes are noted with special pages, and the table of contents is replaced as well. Additional appendices are added, as well as two new chapters, including a tutorial on player/missile graphics and the related commands. The manual is very well written, concise, but complete. It even includes "secret" internal memory locations to permit the user to customize BASIC A+. It is apparently easy to add new commands to BASIC A+. On an included demo/utility disk are two commands, `RENUM` and `@` which respectively `RENUM`ber your program and permit an Atari load, to let you load Atari programs into BASIC A+.

### A Few Notes And Bugs

1. The pre-reserved memory for characters and P/M graphics cannot be used for your BASIC program, although you can store machine language programs there.
2. A `GRAPHICS` command can apparently wipe out some of the reserved character graphics area.
3. BASIC A+ runs noticeably faster than Atari BASIC. One reason for this is that BASIC A+ only checks for the break key at the end of each line, not after each command. Unfortunately, this can cause a lock-up on single-line commands such as

```
FOR I=0 TO 1E9:PRINT PEEK(764):NEXT I and
300 GOTO 300 :REM FREEZE FULL-SCREEN
GRAPHICS UNTIL BREAK
```

`SYSTEM RESET` will abort such a loop.

4. OSS sells BASIC A+ for the Apple, so software producers can sell software that will run on either machine.
5. OSS has a run-time BASIC A+ which presumably runs faster, uses less memory, and has security features. You must pay a royalty to use it, however

(unless OSS distributes your software).

6. OSS apparently has excellent user support, with a newsletter, and inexpensive update disks available.
7. Get OS/A+ with the BASIC. Although space does not permit a complete review here, be assured it's a bargain. For an extra \$70 you get a full-power "system" DOS with easy to use commands such as `REName`. Other commands can be accessed from disk, such as `COPY` and `HELP`. BASIC A+ is loaded with "BASIC." OS/A+ is always available – no `DUP.SYS` or `MEM.SAV`! Included are numerous system utilities and `EASMD`, the disk-based upward-compatible Editor Assembler – how's that for a free bonus?

BASIC A+ is a feature-packed, easy-to-use language. The scope and range of BASIC A+ make it a truly professional language, worth the consideration of any serious programmer.

BASIC A+  
Optimized Systems Software, Inc.  
10379 Lansdale Ave.  
Cupertino, CA 95014  
\$80 (or \$150 with OS/A+)

©

## VICWARE

by MicroSpec Ltd.


**Colorful, Exciting Software  
for the Commodore VIC Computer!**

Utility applications make your VIC earn its living while the games allow you and your family to enjoy it!


Moon Lander . . . . .	9.95	Home Finance . . . . .	12.95
Reversal 1 . . . . .	9.95	*Reversal 2 . . . . .	13.95
Bricks . . . . .	9.95	Wrap . . . . .	9.95
Blackjack . . . . .	9.95	Capture . . . . .	9.95
Tennis . . . . .	9.95	Target Moon . . . . .	9.95
Slots . . . . .	9.95	Math Drill . . . . .	9.95
Bombs Away . . . . .	9.95	Alien Raiders . . . . .	9.95
*Biorhythm . . . . .	9.95	*Home Inv. . . . .	16.95
*Data Manager . . . . .	19.95	*Portfolio Mgr. . . . .	19.95
Starfighter . . . . .	13.95	*Hangman . . . . .	12.95
*Auto Expense . . . . .	19.95	Spelling 2-6 . . . . .	9.95
Typing Drill . . . . .	12.95	(Specify Grade)	

\*Requires Memory Expansion

**Write for FREE Catalog**



2905 Ports O'Call Court  
Plano, Texas 75075  
(214) 867-1333



VISA and MASTERCARD Accepted



# VIC Communications: The RS-232 Interface

Jim Butterfield and Jim Law  
Toronto

The VIC has very good communications potential built in. It's versatile and sophisticated: you can set transmission speeds and other characteristics. Buffering gives you a nice bonus: after you deliver characters to the interface, you may go about your computing business and the characters will be sent at the proper time. Similarly, input characters can be collected while you are doing other things, allowing you to pick them up at your own convenience.

The interface is called RS-232 (more about that later). Its versatility makes it very useful, but there are a couple of drawbacks. First, you can't use the serial disk/printer port or the cassette tape while the RS-232 is in gear. You could stop the RS-232, fire something out to printer or disk, and then resume communications; but that's sometimes awkward to do. Secondly, the Parallel User Port (PUP) and the RS-232 interface are the same connections, so it's difficult to use them both at the same time. If you are planning to sense a bunch of switches on the PUP and report their status over a communications line, you'll have some headscratching to do.

## The RS-232 Connection

RS-232 is a communications standard that defines a whole bunch of wires (25) for connecting a terminal device (that's your VIC) to a communications device (that's your modem). It defines what the wires do. It defines a standard connector (which the VIC doesn't have). It defines standard voltages and currents (which the VIC doesn't observe).

Although all the RS-232 connections are defined, they are rarely all used. The most important connections are:

Signal	Description	Edge Connector	RS-232 Connector
<b>From Modem to VIC:</b>			
Data Rcv	Serial data input	Pins B and C	Pin 2
DSR	Modem OK	Pin L	Pin 21
CTS	Modem ready to transmit	Pin K	Pin 4
<b>From VIC to Modem:</b>			
Data Xmt	Serial data out	Pin M	Pin 3

DTR	VIC OK	Pin E	Pin 5
RTS	VIC is ready to transmit	Pin D	Pin 6
<b>Ground connections:</b>			
Gnd	Signal ground	Pin N	Pin 7
Pro	Chasis ground	Pin A	Pin 1

We should mention that the VIC leaves RTS on all the time just to keep the modem on its toes. Two more connections are fitted to the VIC but not used: RI and DCD connect to pins F and H. But you won't need to worry about them unless you're heavily into communications.

## Hardware

We mentioned that the PUP connector is not a standard RS-232 connector, and the voltages furnished by VIC are not standard RS-232 voltages. This means that you'll need an adaptor to hook into your modem. Commodore should make these available soon.

If you're not willing to wait or just want to make your own adaptor, two possible circuits are described below. The first uses discrete parts and any well-stocked junk box should harbor the necessary items. The second has minimum parts, but the ICs may be hard to find. If you are not handy with a soldering iron, perhaps a friend or a local electronics buff could assemble the interface for you: it's not a difficult project.

The simplest way to connect the VIC is with just the two data lines and ground. This "three wire" connection will work with most modems and any printer where handshaking is not a problem. If you are using the "junk box" circuit, make only as many circuits as you need: one input and one output should be enough for a modem.

Figure 1. Output Circuits

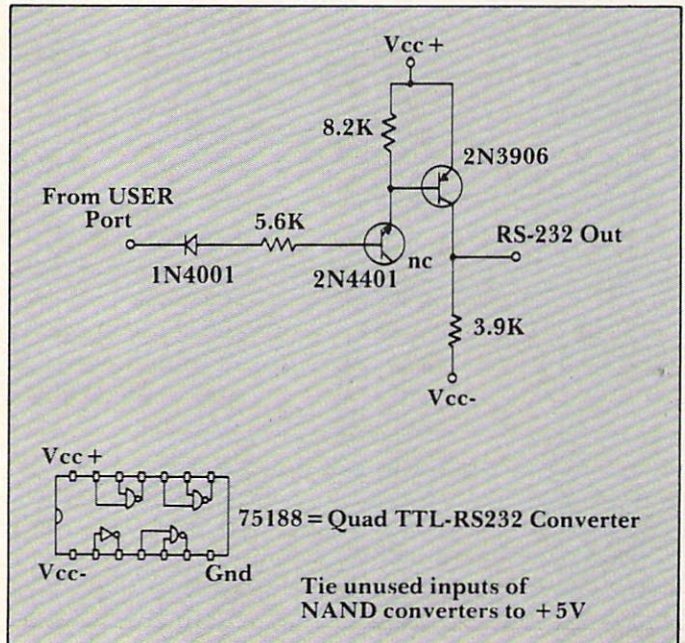




Figure 2. Input Circuits

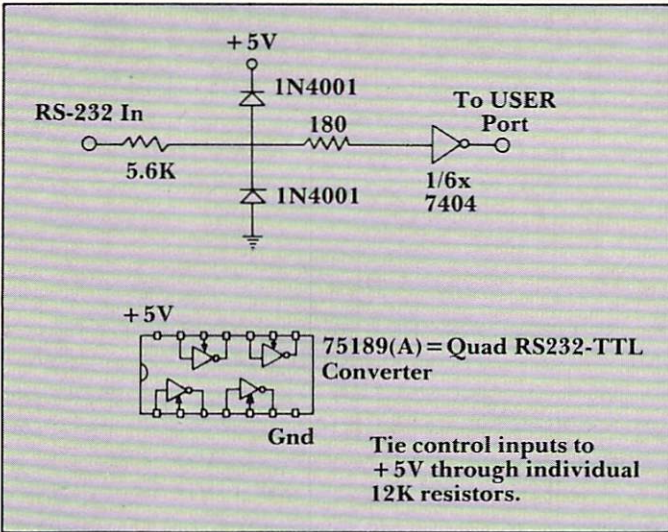


Figure 3. Power Supplies and Connection Diagram

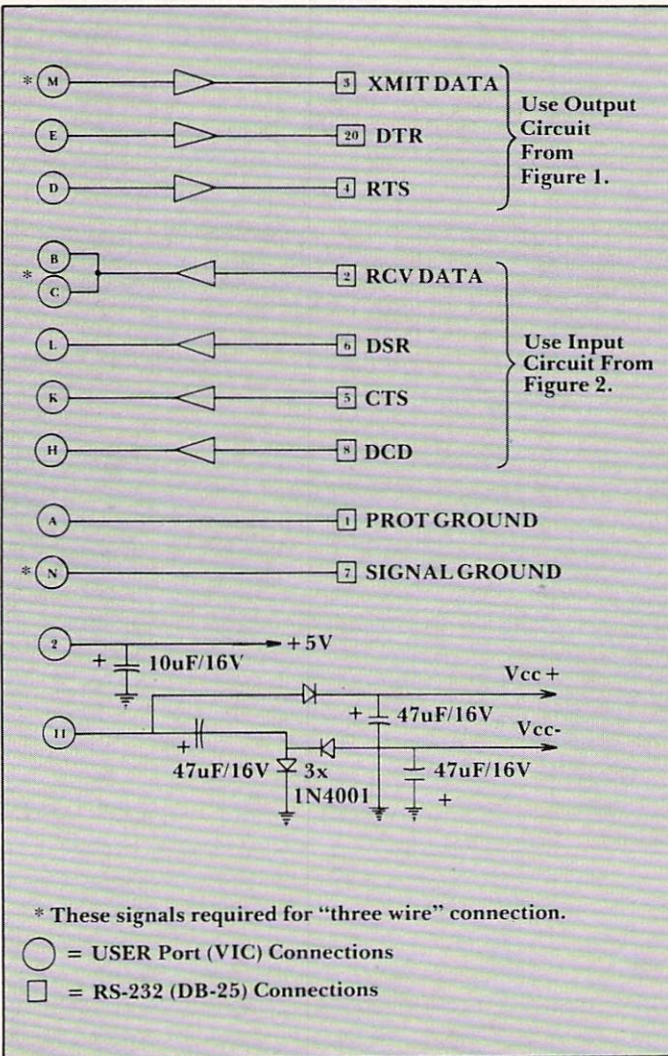
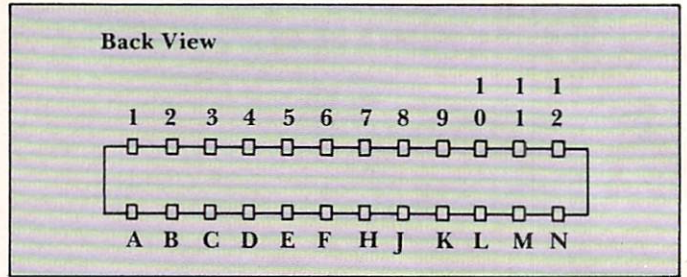


Figure 4. VIC User Port



The RS-232 interface is in place in your VIC as device 2. So all you need to do is to OPEN device 2 (for example, OPEN 1,2) and you may send and receive to your heart's content (PRINT#1,"ANYBODY THERE" : INPUT#1,R\$). But you'd better know a few things about how it works before you do that.

**Speed And Code And Other Things**

The signals you are sending to the modem are serial. That means that a character is not sent all at once – the bits are sent one at a time at a certain speed. You must set that speed, and arrange a few other administrative details.

We need to signal speed, code, parity, and even the type of modem handshake we want. To open a 300 bit per second channel we would code:

```
OPEN 1,2,3,CHR$(6)+CHR$(0)
```

The value of 6 sets the speed to 300 bps; 5 would set 150 bps and 8 would set 1200 bps. We have turned off parity, assumed eight bits, and assumed ordinary ("simple 3-wire") RS-232 interfacing.

At the same time that we do this OPEN, something else happens: the VIC grabs two buffers for input/output use. It takes them from your available BASIC space. Try the above statement followed by a PRINT FRE(0) and watch 512 bytes disappear. The missing bytes will be returned to you when you say CLOSE 1.

There's another snag. These buffers are set up in the top of memory; if you have any strings stored up there you'll be in trouble. If you're going to use the RS-232, your program should OPEN it as its first command. That way there's no chance of confusion. Remember to CLOSE when you're done.

**Working The Channel**

You send with PRINT# and your program will be able to continue immediately while the data is sent. If you happen to fill up the buffer, the PRINT# will wait; you won't lose anything.

You can receive data with INPUT#, but it's a



"Probably the best-documented programs I've seen for PET/CBM."

Robert Baker  
Microcomputing  
September 1981

"The strongest points of this system are its unsurpassed documentation and its human engineering."

Ralph Bressler, The Paper  
Nov/Dec. 1981

# PET/CBM & VIC OWNERS! Utilities & Games

## GAMES FOR VIC

**Skier** Thrill to downhill skiing, using your joystick to hit flags and avoid obstacles. Great graphics. 3 levels of difficulty. \$17.95

**Maze of Mikor** Adventure-like game with stunning graphics challenges you to steal the Warlock's gold as you evade the demon. \$17.95

**Tank Wars** Match your wits against the evasive enemy, maneuver around obstacles and avoid mines. \$17.95

**Victrek** Graphics and sound add to the excitement as you scan galactic maps, maneuver through star bases, and battle klingons. Enhanced version included for 8K VIC. \$17.95

**Pinball** Score points with flippers through bumpers and alleys. This game is the real thing. \$15.95

**Simon** Four squares light and sound at random. Then you imitate the sequence. It gets tougher as you get better. \$15.95

**Fuel Pirates** Protect your stock of atomic fuel from raiding pirates using your particle cannon. \$15.95

**Lazer Blitz** Terrific graphics as you destroy enemy aircraft from your flying saucer. \$17.95

**Pak Bomber** is dropping bombs that you must catch. Great challenge for eye-to-hand coordination. \$15.95

## NEW FOR 5K VIC 20!

**Tank Trap** You're challenged to protect your citizens. 4 exciting levels, each tougher than the one before. \$17.95.

**Concentration** Test your recall skills, when you try to remember what you saw beneath the block, and match it. \$15.95.

**Dam Bomber** You must break the dam while under cannon fire. \$15.95.

**VIC FORTH** Full FigFORTH implementation with compiler, interpreter and complete editor. Runs on standard VIC 20 with 5K. \$59.95 on cartridge.

**HESMON** Machine language monitor. Contains 50% more commands than Commodore's. \$39.95 on cartridge.

**Turtle Graphics** Based on LOGO. Perfect for learning computer programming. Great for kids. Very versatile. \$39.95 on cartridge.

**HES Writer** Word processing. \$39.95 on cartridge.

### SPECIAL ANNOUNCEMENT TO OUR CUSTOMERS AND DEALERS

HES has relocated to the San Francisco Bay Area and is now a division of USI International. We now have greater resources to provide you with excellent software on cartridge, cassette, or diskette in superior quality packaging.

Watch for more exciting products from HES.

## UTILITIES FOR PET & VIC

### 6502 ASSEMBLER PACKAGE

**HESBAL** is a 1- or 2-pass Assembler using standard MOS mnemonics and operand formats, has pseudo-opcodes and over 25 error messages. **HESEDIT** is a full screen text editor for use with HESBAL or alone. Assembler package runs on PET or VIC with 1 cassette and minimum 8K, (specify PET or VIC). \$23.95 on cassette, \$26.95 on diskette.

**HESCOM** transfers data and programs bidirectionally between PETs, VICs, or a PET and VIC at 3 times the speed of the disk. Set up VIC as a terminal to PET and create games for 2 players. Or use VIC as a peripheral to PET for hi-res graphics and sound. Only \$49.95 on cassette, \$52.95 on diskette.

**HESCOUNT** monitors BASIC program's execution and accumulates data. Essential for debugging and optimization. Discover how many times your program looped, and when IF statements were true or false. Fast execution. Runs on PET or VIC. On cassette \$23.95. On diskette \$26.95.

**HESCAT** Complete hi-speed diskette cataloging system. Five programs let you sort names, print reports 3 ways, and locate file names in memory or on disk, and much more. Works with any PET/CBM, 16K and dual drives. \$39.95.

**HESLISTER** takes complex BASIC programs and prints (to screen or printer) in an easily understood manner. Lets you analyze BASIC programs to alter or debug code. Works on any PET/CBM and 1 disk drive. \$23.95.

**HESPLOT** Very fast hi-res graphics subroutines for VIC. Includes line drawing routines. With 8K VIC plot within field of 176 x 160. On cassette \$17.95

All products available at your dealer or directly from HES. Add \$2 postage. Calif. res. add 6% sales tax. We accept VISA and MasterCard. Dealer inquiries invited.

*PET, CBM, and VIC are trademarks of Commodore.*

**HES** Human Engineered Software  
71 Park Lane • Brisbane, CA 94005

**(415) 468-4110**

Send today for your **FREE CATALOG**  
of VIC and PET/CBM Software

Name \_\_\_\_\_

Street \_\_\_\_\_

City \_\_\_\_\_

State \_\_\_\_\_ Zip \_\_\_\_\_

Mail to **Human Engineered Software**  
71 Park Lane • Brisbane, CA 94005



little dangerous. INPUT of any sort always waits for a RETURN character to arrive; if it never arrives, your program will hang forever. Better to use GET#, which will give you back a character if it's there, otherwise it will return a null string (""). If you don't GET characters often enough, you will eventually end up with a full buffer and start losing things.

Errors are reported to you via the ST variable. This changes character completely; ST loses all of its previous meanings the moment you open the RS-232. There's a wide variety of things ST can report; for the moment, we'll make it simple by observing that if ST is not zero, there's something wrong. Each time you access ST, it will be cleared back to zero. You can tell if you're having communications problems and even count the errors if you like.

### The Really Dumb Terminal Program

This program will talk to a modem connected as described above. Seven data bits and mark parity are assumed. Only uppercase letters are sent, but they will print on the VIC as lowercase because no conversions are done.

```

10 OPEN 1,2,3,CHR$(38)+CHR$(160)
20 GET A$: IF A$="" THEN 60
30 IFA$=CHR$(147) THEN 90: REM CLEAR/HOME ~
   QUIT$
40 A=ASC(A$) AND 127 : IF A=20 THEN PRINT#
   1, CHR$(8);: GOTO60
50 IF A>31 OR A=13 THEN PRINT#1, CHR$(A);
60 GET#1,A$: IFA$="" THEN 20
70 A=ASC(A$) AND 127 : IF A=8 THEN PRINT C
   HR$(20); : GOTO20
80 IF A>31 OR A=13 THEN PRINT CHR$(A);
90 CLOSE 1 : END

```

It's fun. It's sophisticated. But it is a little complex, and experience will be needed before you feel completely at home with VIC's communications features. ©

## Intelligent Software

For the Commodore VIC-20®

<b>Word Processor</b> (12K, printer required) Includes text editor, formatter.	\$20
<b>Copycalc</b> (5K or 8K - up) An electronic spreadsheet.	\$15
<b>Paper Route</b> (5K or 8K - up) Accounts receivable w/report generator.	\$10
<b>Baseball Manager</b> (12K required) Bookkeeping for a 6-team league.	\$20

All four programs \$50

All programs include documentation, support printer.

Specify memory size


Prices include shipping. California residents add 6%

William Robbins, Box 3745, San Rafael, CA 94912

# EXPAND

YOUR VIC-20

for only  
**\$59<sup>95</sup>**



THIS NEW CARTRIDGE EXPANDER BOARD PLUGS INTO THE **SINGLE** EXPANSION PORT OF THE VIC-20, AND PROVIDES **THREE** SWITCHED EXPANSION PORTS FOR SELECTIVE OR SIMULTANEOUS USE OF ANY VIC-20 CARTRIDGES. ADD MEMORY, PROGRAMMERS AID, SUPER EXPANDER, GAMES, WORD PROCESSOR, OR WHATEVER YOU CHOOSE. SEE YOUR DEALER OR ORDER FROM:



**PRECISION TECHNOLOGY, INC.**  
COMPUTER PRODUCTS DIV.  
2970 RICHARDS ST.  
SALT LAKE CITY, UTAH 84115

(801)487-6266

COD  
VISA  
M/C

## ...PET/CBM/VIC? SEE SKYLES...

**PET owners everywhere sing**  
*♪ Thanks for the Memories ♪*  
**to good old Bob Skyles**

... they should ... because Bob Skyles is the only complete source for memory boards for *any* PET ever sold. Old Bob won't forget you.

And the Skyles memory systems have the highest quality control of any computer product ever. Over 100 million bits of Skyles memory boards are already in the field. First quality static and dynamic RAMS, solid soldered on first quality glass epoxy. That is why they are **guaranteed**—in spite of the new lower prices—for a full two years.

The boards, inside the PET/CBM, install in minutes without special tools or equipment... just a screwdriver.

Because of our new dynamic memory design, and to celebrate old Bob's 30<sup>th</sup> birthday, here are the smashing new prices:

<b>8K Memory System</b>	orig. \$250.00	now \$200.00	Save \$ 50.00
<b>16K Memory System</b>	orig. \$450.00	now \$300.00	Save \$150.00
<b>24K Memory System</b>	orig. \$650.00	now \$400.00	Save \$250.00

... For any PET ever made. When ordering, just describe your PET by model number and indicate the amount and type (or brand) of memory currently in the unit.

Shipping and Handling... (USA/Canada) \$3.50 (Europe/Asia) \$15.00

California residents must add 6% / 6 1/2 % sales tax, as required.

Visa/Mastercard orders: call tollfree (800) 227-9998 (except California). California orders: please call (415) 965-1735.



**Skyles Electric Works**  
231E South Whisman Road  
Mountain View, California 94041  
(415) 965-1735

## ...PET/CBM/VIC? SEE SKYLES...



Keyprint, a fast machine language utility to copy the exact contents of a screen to a Commodore printer, was first published in **COMPUTE!**, November/December, 1980, #7. Here are fourteen versions of this popular program, so you're sure to find the right one for your system. Included are complete descriptions of how to type in and use Keyprint.

# The Keyprint Compendium

Charles Brannon  
Editorial Assistant

Keyprint's usefulness made it very popular. Within weeks, **COMPUTE!** began to receive many conversions, updates, and improvements to Keyprint. We've gathered them all together in this issue, with descriptive notes.

The BASIC programs can be entered and SAVED as usual. RUN will PUT Keyprint into memory. The hex dumps are entered with the Machine Language Monitor.

To get to the monitor, type SYS 1024. You'll see something like:

```
PC  IRQ  SR  AC  XR  YR  SP
.;  B780 E455 2C 34 3A 9D FA
```

Now list the block of memory occupied by the version of Keyprint you want to enter by typing .M 033A,03CA (or whatever is given in the listing). Then use the cursor to move over to the first two-digit (hex) number and begin typing, replacing the numbers on the screen. Press RETURN at the end of each line.

Now enter the correct ".save" line to SAVE Keyprint to tape or disk. For example,

```
.S "KEYPRINT",08,033A,03CB (FOR TAPE)
.S ":KEYPRINT",08,033A,03CB (FOR DISK)
```

Be sure you SAVE Keyprint before you activate it. That way, if you made a mistake and the program "crashes," you can LOAD the program and proof-read it. To activate Keyprint, enter the appropriate SYS, for example, SYS 826 [033A in hex]. You can then press the backslash "\ " (or whatever key is used) to dump the screen at any time to your printer.

The programs are keyed to the descriptions below:

1. Keyprint for Upgrade ROMs.
2. Eric Brandon's conversion of Keyprint to the Original ROM PET. Same operating instructions as Keyprint.

## Program 1.

.M 033A 03CB  
SYS 826

```
033A 78 A9 03 85 91 A9 45 85
0342 90 58 60 A5 97 C9 45 D0
034A 03 20 51 03 4C 2E E6 A9
0352 80 85 20 A9 00 85 1F A9
035A 04 85 B0 85 D4 20 BA F0
0362 20 2D F1 A9 19 85 22 A9
036A 0D 85 21 20 D2 FF A9 11
0372 AE 4C E8 E0 0C D0 02 A9
037A 91 20 D2 FF A0 00 B1 1F
0382 29 7F AA B1 1F 45 21 10
038A 0B B1 1F 85 21 29 80 49
0392 92 20 D2 FF 8A C9 20 B0
039A 04 09 40 D0 0E C9 40 90
03A2 0A C9 60 B0 04 09 80 D0
03AA 02 49 C0 20 D2 FF C8 C0
03B2 28 90 CB A5 1F 69 27 85
03BA 1F 90 02 E6 20 C6 22 D0
03C2 A6 A9 0D 20 D2 FF 4C CC
03CA FF 72 21 61 3F 7F 76 57
```

3. David Swaim has made a BASIC loader for Original ROM Keyprint for those who don't have a machine language monitor.

4. Mark W. Petersmeyer's conversion of Keyprint to the 4.0 ROM PET/CBM. Same operating instructions as Keyprint.

5. Jean Pierre Blanger has converted Keyprint to the 4.0 ROMs. SYS 826 to activate. Use the <SPACE> bar to print the screen, or SYS 843 under program control.

6. David Curtis has changed Keyprint so that it will

## Program 2.

.M 033A 03CB  
SYS 826

```
033A 78 A9 03 8D 1A 02 A9 47
0342 85 90 90 58 60 AD 03 02
034A C9 45 D0 03 20 54 03 4C
0352 85 E6 A9 80 85 20 A9 00
035A 85 1F A9 04 8D 64 02 85
0362 F1 20 BA F0 20 32 F1 A9
036A 19 85 22 A9 0D 85 21 20
0372 D2 FF A9 11 AE 4C E8 E0
037A 0C D0 02 A9 91 20 D2 FF
0382 A0 00 B1 1F 29 7F AA B1
038A 1F 45 21 10 0B B1 1F 85
0392 21 29 80 49 92 20 D2 FF
039A 8A C9 20 B0 04 09 40 D0
03A2 0E C9 40 90 0A C9 60 B0
03AA 04 09 80 D0 02 49 C0 20
03B2 D2 FF C8 C0 28 90 CB A5
03BA 1F 69 27 85 1F 90 02 E6
03C2 20 C6 22 D0 A6 A9 0D 20
03CA D2 FF 4C CC FF 67 54 00
```



work with his AXIOM EX801 printer and has added some new commands. Less than key < prints the screen. Left arrow stops printing. Greater than

**Program 3.**

```

1 REM KEYPRINT LOADER PROGRAM
2 REM BY DAVID SWAIM
3 REM 2631 CALLAWAY RD
4 REM MARIETTA, GA 30060
5 REM THE FOLLOWING DATA IS THE DECIMAL
  EQUIVALENT OF
6 REM THE HEX LISTING BY ERIC BRANDON
7 REM COMPUTE! MARCH 1981 PAGE 92
10 DATA 120,169,3,141,26,2,169,71,141,25
  ,2,88,96,173,3,2,201,69
20 DATA 208,3,32,84,3,76,133,230,169,128
  ,133,32,169,0,133,31,169,4,141
30 DATA 100,2,133,241,32,186,240,32,50,2
  41,169,25,133,34,169,13,133,33
40 DATA 32,210,255,169,17,174,76,232,224
  ,12,208,2,169,145,32,210,255
50 DATA 160,0,177,31,41,127,170,177,31,6
  9,33,16,11,177,31,133,33,41,128
60 DATA 73,146,32,210,255,138,201,32,176
  ,4,9,64,208,14,201,64,144,10
70 DATA 201,96,176,4,9,128,208,2,73,192,
  32,210,255,200,192,40,144,203
80 DATA 165,31,105,39,133,31,144,2,230,3
  2,198,34,208,166,169,13,32,210
90 DATA 255,76,204,255,103,84,0,0
95 REM
96 REM POKE THE ML PROGRAM BEGINNING AT ~
  LOCATION 826 ( 033A )
99 REM
100 FOR I=826 TO 978
110 READ X
120 POKE I,X
130 NEXT I
140 END

```

**Program 4.**

**.M 027A 030B**  
**SYS 634**

```

027A 78 A9 02 85 91 A9 85 85
0282 90 58 60 A5 97 C9 45 D0
028A 03 20 91 02 4C 55 E4 A9
0292 80 85 20 A9 00 85 1F A9
029A 04 85 B0 85 D4 20 D5 F0
02A2 20 48 F1 A9 19 85 22 A9
02AA 0D 85 21 20 D2 FF A0 11
02B2 AE 4C E8 E0 0C D0 02 A9
02BA 91 20 D2 FF A0 00 B1 1F
02C2 29 7F AA B1 1F 45 21 10
02CA 0B B1 1F 85 21 29 80 49
02D2 92 20 66 F2 8A C9 20 B0
02DA 04 09 40 D0 0E C9 40 90
02E2 0A C9 60 B0 04 09 80 D0
02EA 02 49 C0 20 D2 FF C8 C0
02F2 28 90 CB A5 1F 69 27 85
02FA 1F 90 02 E6 20 C6 22 D0
0302 A6 A9 0D 20 D2 FF 4C CC
030A FF 00 00 00 00 00 00 00

```

symbol > deactivates Keyprint. It may also be useful to owners of printers other than Commodore's.

7. Melvin Field's version of Keyprint is for the 4.0 ROMs. Use SYS 634 to activate Keyprint. To access the screendump, use the backslash or SYS 657. He offers some alternatives to the use of the backslash. The direct mode statement FOR I=1 TO

**Program 5.**

**.M 033A 03CB**  
**SYS 826**

```

033A 78 A9 03 85 91 A9 45 85
0342 90 58 60 A5 97 C9 06 D0
034A 03 20 51 03 4C 55 E4 A9
0352 80 85 20 A9 00 85 1F A9
035A 04 85 B0 85 D4 20 D5 F0
0362 20 43 F1 A9 19 85 22 A9
036A 0D 85 21 20 D2 FF A9 11
0372 AE 4C E8 E0 0C D0 02 A9
037A 91 20 D2 FF A0 00 B1 1F
0382 29 7F AA B1 1F 45 21 10
038A 0B B1 1F 85 21 29 80 49
0392 92 20 D2 FF 8A C9 20 B0
039A 04 09 40 D0 0E C9 40 90
03A2 0A C9 60 B0 04 09 80 D0
03AA 02 49 C0 20 D2 FF C8 C0
03B2 28 90 CB A5 1F 69 27 85
03BA 1F 90 02 E6 20 C6 22 D0
03C2 A6 A9 0D 20 D2 FF 4C CC
03CA FF 72 21 61 3F 00 00 00

```

**Program 6.**

**.M 033A 03ED**  
**SYS 826**

```

033A 78 A9 03 85 91 A9 45 85
0342 90 58 60 A5 97 C9 05 F0
034A 11 C9 0C F0 03 4C 2E E6
0352 A9 E6 85 91 A9 2E 85 90
035A D0 F3 20 62 03 4C 2E E6
0362 A9 80 85 20 A9 00 85 1F
036A A9 04 85 B0 85 D4 20 BA
0372 F0 20 2D F1 A9 19 85 22
037A A9 0A 85 21 20 D2 FF A9
0382 00 AE 4C E8 E0 0C D0 02
038A A9 00 20 D2 FF A0 00 B1
0392 1F 29 7F C9 1F F0 4C AA
039A B1 1F 45 21 10 0B B1 1F
03A2 85 21 29 80 49 92 20 D2
03AA FF 8A C9 20 B0 04 09 40
03B2 D0 1B C9 40 90 17 C9 60
03BA B0 11 AD 4C E8 C9 0C F0
03C2 06 8A 09 20 4C CF 03 09
03CA 80 D0 02 49 C0 20 D2 FF
03D2 C8 C0 28 90 BA A5 1F 69
03DA 27 85 1F 90 02 E6 20 C6
03E2 22 D0 95 A9 0D 20 D2 FF
03EA 4C CC FF EA EA EA EA EA

```



1000:PRINT PEEK(151):NEXT will print the coordinate code of the key you want to use. If you POKE 648,x then the key that corresponds to the coordinate code x will dump the screen. He suggests using the REV/OFF key, since it won't print any-

8. J. Michael McCormick has enhanced Eric Brandon's version of Keyprint for the Original ROMs. The at-symbol "@" will automatically list a BASIC program onto the printer.

9. This is Jerry Levitt's conversion of Keyprint for

#### Program 7.

```
.M 027A 030B
SYS 634
```

```
027A 78 A9 02 85 91 A9 85 85
0282 90 58 60 A5 97 C9 45 D0
028A 03 20 91 02 4C 55 E4 A9
0292 80 85 20 A9 00 85 1F A9
029A 04 85 B0 85 D4 20 D5 F0
02A2 20 66 F2 A9 19 85 22 A9
02AA 0A 85 21 20 43 F1 A9 11
02B2 AE 4C E8 E0 0C D0 02 A9
02BA 91 20 66 F2 A0 00 B1 1F
02C2 29 7F AA B1 1F 45 21 10
02CA 0B B1 1F 85 21 29 80 49
02D2 92 20 66 F2 8A C9 20 B0
02DA 04 09 40 D0 0E C9 40 90
02E2 0A C9 60 B0 04 09 80 D0
02EA 02 49 C0 20 66 F2 C8 C0
02F2 29 90 CB A5 1F 69 27 85
02FA 1F 90 02 E6 20 C6 22 D0
0302 A6 A9 0D 20 66 F2 4C CC
030A FF 20 20 20 20 20 20
```

#### Program 9.

```
.M 033A 03E0
SYS 826
```

```
033A 78 A9 03 85 91 A9 45 85
0342 90 58 60 A5 97 C9 45 D0
034A 03 20 51 03 4C 55 E4 A9
0352 00 85 D9 A9 01 85 D2 A2
035A 04 86 D4 A4 FF 84 D3 20
0362 63 F5 A2 01 20 FE F7 A9
036A 80 85 20 A9 00 85 1F A9
0372 19 85 22 A9 0D 85 21 20
037A D2 FF A9 11 AE 4C E8 E0
0382 0C D0 02 A9 91 20 D2 FF
038A A0 00 B1 1F 29 7F AA B1
0392 1F 45 21 10 0B B1 1F 85
039A 21 29 80 49 92 20 D2 FF
03A2 8A C9 20 B0 04 09 40 D0
03AA 0E C9 40 90 0A C9 60 B0
03B2 04 09 80 D0 02 49 C0 20
03BA D2 FF C8 C0 28 90 CB A5
03C2 1F 69 27 85 1F 90 02 E6
03CA 20 C6 22 D0 A6 A9 0D 20
03D2 D2 FF 20 CC FF A9 01 4C
03DA E2 F2 20 20 D2 FF 88 D0
```

#### Program 8.

```
.M 033A 03FF
SYS 826
```

```
033A 78 AC 1A 02 20 8D 1F C0
0342 E6 D0 03 20 98 1F 58 60
034A AD 03 02 C9 45 F0 07 C9
0352 0F D0 06 4C CF 03 20 5E
035A 03 4C 85 E6 A9 80 85 72
0362 A9 00 85 71 20 78 1F A9
036A 19 85 74 9A 0D 85 73 20
0372 30 F2 A9 11 AE 4C E8 E0
037A 0C D0 02 A9 91 20 30 F2
0382 A0 00 B1 71 29 7F AA B1
038A 71 45 73 10 0B B1 71 85
0392 73 29 80 49 92 20 30 F2
039A 8A C9 20 B0 04 09 40 D0
03A2 0E C9 40 90 0A C9 60 B0
03AA 04 09 80 D0 02 49 C0 20
03B2 30 F2 C8 C0 28 90 CB A5
03BA 71 69 27 85 71 90 02 E6
03C2 72 C6 74 D0 A6 A9 0D 20
03CA 30 F2 4C 7D F2 A2 08 20
03D2 DF 03 4C 85 E6 A2 10 20
03DA 78 1F 4C B0 C5 A0 08 8C
03E2 0D 02 BD EE 03 99 0E 02
03EA CA 88 D0 F6 00 93 53 59
03F2 53 39 38 33 0D 93 53 59
03FA 53 39 37 32 0D 00 00 00
```

#### Program 10a.

```
10 DATA120,169,3,133,145,169,69,133
20 DATA144,88,96,165,151,201,69,208
30 DATA3,32,81,3,76,46,230,169
40 DATA128,133,32,169,0,133,31,169
50 DATA4,133,176,133,212,32,186,240
60 DATA32,45,241,169,25,133,34,169
70 DATA13,133,33,32,210,255,169,17
80 DATA174,76,232,224,12,208,2,169
90 DATA145,32,210,255,160,0,177,31
100 DATA41,127,170,177,31,69,33,16
110 DATA11,177,31,133,33,41,128,73
120 DATA146,32,210,255,138,201,32,176~
~
130 DATA4,9,64,208,14,201,64,144
140 DATA10,201,96,176,4,9,128,208
150 DATA2,73,192,32,210,255,200,192
160 DATA40,144,203,165,31,105,39,133
170 DATA31,144,2,230,32,198,34,208
180 DATA166,169,13,32,210,255,76,204
190 DATA255,114,33,97,63,127,118,87
200 FOR I=826 TO 997
210 READV:POKEI,V
220 NEXTI
225 PRINT"{CLEAR}{10 DOWN}"
230 PRINT"TYPE SYS 826 TO ACTIVATE"
240 PRINT"{REV}{03 DOWN}THEN \ PRINTS~
~S FROM SCREEN EXACTLY!!!!"
250 END
```



the 4.0 ROMs. He gives some comments on customizing it. Keyprint uses logical file #1. To change this, POKE the new logical file number into memory locations 854, 869, and 984. POKE any different device number into 858. To change the key that dumps the screen, use the same procedure as in version 6.

#### Program 10b.

```

10 DATA120,169,2,133,145,169,133,133
20 DATA144,88,96,165,151,201,69,208
30 DATA3,32,145,2,76,46,230,169
40 DATA128,133,32,169,0,133,31,169
50 DATA4,133,176,133,212,32,186,240
60 DATA32,45,241,169,25,133,34,169
70 DATA13,133,33,32,210,255,169,17
80 DATA174,76,232,224,12,208,2,169
90 DATA145,32,210,255,160,0,177,31
100 DATA41,127,170,177,31,69,33,16
110 DATA11,177,31,133,33,41,128,73
120 DATA146,32,210,255,138,201,32,176~
~
130 DATA4,9,64,208,14,201,64,144
140 DATA10,201,96,176,4,9,128,208
150 DATA2,73,192,32,210,255,200,192
160 DATA40,144,203,165,31,105,39,133
170 DATA31,144,2,230,32,198,34,208
180 DATA166,169,13,32,210,255,76,204
190 DATA255,114,33,97,63,127,118,87
200 FOR I=634 TO 785
210 READV:POKEI,V
220 NEXTI
225 PRINT"[CLEAR]{10 DOWN}"
230 PRINT"TYPE SYS 634 TO ACTIVATE"
240 PRINT"{REV}{03 DOWN}THEN \ PRINTS~
~S FROM SCREEN EXACTLY!!!!"
250 END

```

#### Program 11a. (4.0C)

.M 033A 03CB  
SYS 826

```

033a 78 a9 03 85 91 a9 45 85
0342 90 58 60 a5 97 c9 45 d0
034a 03 20 51 03 4c 55 e4 a9
0352 80 85 20 a9 00 85 1f a9
035a 04 85 b0 85 d4 20 d5 f0
0362 20 48 f1 a9 19 85 22 a9
036a 0d 85 21 20 d2 ff a9 11
0372 ae 4c e8 e0 0c d0 02 a9
037a 91 20 d2 ff a0 00 b1 1f
0382 29 7f aa b1 1f 45 21 10
038a 0b b1 1f 85 21 29 80 49
0392 92 20 d2 ff 8a c9 20 b0
039a 04 09 40 d0 0e c9 40 90
03a2 0a c9 60 b0 04 09 80 d0
03aa 02 49 c0 20 d2 ff c8 c0
03b2 28 90 cb a5 1f 69 27 85
03ba 1f 90 02 e6 20 c6 22 d0
03c2 a6 a9 0d 20 d2 ff 4c cc
03ca ff 00 00 00 00 00 00 00

```

10. Timothy Dailey has given us two BASIC loader programs for Keyprint. He has also moved Keyprint to the first cassette buffer. You use SYS 634 to activate the latter version, and SYS 657 to dump the screen independently of Keyprint.

11. Joseph Holmes has supplied 4.0 versions of Keyprint for tape systems (4.0C), disk (4.0D), or for use on an 80-column CBM (80D).

#### Program 11b. (4.0D)

.M 027A, 030B  
SYS 634

```

027a 78 a9 02 85 91 a9 85 85
0282 90 58 60 a5 97 c9 45 d0
028a 03 20 91 02 4c 55 e4 a9
0292 80 85 20 a9 00 85 1f a9
029a 04 85 b0 85 d4 20 d5 f0
02a2 20 48 f1 a9 19 85 22 a9
02aa 0d 85 21 20 d2 ff a9 11
02b2 ae 4c e8 e0 0c d0 02 a9
02ba 91 20 d2 ff a0 00 b1 1f
02c2 29 7f aa b1 1f 45 21 10
02ca 0b b1 1f 85 21 29 80 49
02d2 92 20 d2 ff 8a c9 20 b0
02da 04 09 40 d0 0e c9 40 90
02e2 0a c9 60 b0 04 09 80 d0
02ea 02 49 c0 20 d2 ff c8 c0
02f2 28 90 cb a5 1f 69 27 85
02fa 1f 90 02 e6 20 c6 22 d0
0302 a6 a9 0d 20 d2 ff 4c cc
030a ff 00 00 00 00 00 00 00

```

#### Program 11c. (80D)

.M 027A, 030B  
SYS 634

```

027a 78 a9 02 85 91 a9 85 85
0282 90 58 60 a5 97 c9 dc d0
028a 03 20 91 02 4c 55 e4 a9
0292 80 85 20 a9 00 85 1f a9
029a 04 85 b0 85 d4 20 d5 f0
02a2 20 48 f1 a9 19 85 22 a9
02aa 0d 85 21 20 d2 ff a9 11
02b2 ae 4c e8 e0 0c d0 02 a9
02ba 91 20 d2 ff a0 00 b1 1f
02c2 29 7f aa b1 1f 45 21 10
02ca 0b b1 1f 85 21 29 80 49
02d2 92 20 d2 ff 8a c9 20 b0
02da 04 09 40 d0 0e c9 40 90
02e2 0a c9 60 b0 04 09 80 d0
02ea 02 49 c0 20 d2 ff c8 c0
02f2 50 90 cb a5 1f 69 4f 85
02fa 1f 90 02 e6 20 c6 22 d0
0302 a6 a9 0d 20 d2 ff 4c cc
030a ff 00 00 00 00 00 00 00

```



For PET/CBM BASICs 4.0 or Upgrade (3.0), 40 or 80 column screens, and disk drive. This short routine shows an easy way to transfer screen images to disk and back to the screen, in BASIC.

# Screen Saver

David Wine  
Philadelphia

This two-part program Screen Saver will SAVE the screen on your PET or CBM to disk, and then LOAD it back. The screen on your computer is mapped onto a continuous chunk of memory. Lines 230-240 trick BASIC into thinking the current program in memory starts at the top left corner of the screen and ends at the bottom right corner. There are two pointers in zero page that BASIC uses to tell it where the program is — the start-of-BASIC text pointer, and the start-of-variables (end of BASIC text) pointer. Screen Saver stores these and then points them to the start and end of the screen. On line 250, a simple SAVE stores the screen on disk. After this, the BASIC pointers used are restored their previous values by PEEKing them from the locations in the second cassette buffer where they were stored.

If you were to try to use variables to store the original pointers, you would run into trouble when it came time to put them back. BASIC gets very confused about variables when these pointers are redirected. Just for fun, try putting a STOP at line 245 and looking at a few variables.

The second part of the program LOADs the "screen" file back onto the screen. BASIC knows where to put it, because the first two bytes of a program file are written with the load address of the program in the computer's memory. Usually, this is 1024, but for the screen it's 32768. The end of a program on disk is followed by three zero bytes, so BASIC knows when to stop LOADing.

If line 310 were a normal LOAD, the program would stop execution right after LOADing the screen. In addition, out-of-memory errors would haunt you until you typed NEW. Luckily, there is a convenient BASIC firmware routine which LOADs the current file without disturbing BASIC's delicate pointers.

I can think of a couple of uses for screen saver. One is as part of an on-line help system. When the user asks for help, the current screen is saved and the help messages displayed. When he or she is done viewing the help screen, the old screen can be restored. Another use is for easy documentation of

screen formats. Maybe even frame-by-frame animation? I would be interested in hearing of any other ideas.

```

100 REM TO USE THIS .ON 40-COLUMN SCREENS, C
    HANGE LINE 240 TO:
101 REM POKE 42,232 AND POKE 43,131
102 REM
103 REM TO ADAPT TO UPGRADE (3.0) BASIC, CH
    ANGE LINE 310'S SYS TO 62242
104 REM
105 REM
200 REM SAVE IT
210 POKE900,PEEK(40):POKE901,PEEK(41) : REM
    SAVE START BASIC TEXT
220 POKE902,PEEK(42):POKE903,PEEK(43) : REM
    SAVE START VARIABLES
230 POKE40,0:POKE41,128 : REM
    POINT TO START SCREEN
240 POKE42,208:POKE43,135 : REM
    POINT TO END SCREEN
250 SAVE"00:SCREEN",8
260 POKE40,PEEK(900):POKE41,PEEK(901) : REM
    RESTORE POINTERS
270 POKE42,PEEK(902):POKE43,PEEK(903)
280 PRINTCHR$(147)
290 REM
300 REM LOAD IT
310 OPEN1,8,1,"0:SCREEN":SYS62294:CLOSE1
320 GETCS:IFCS=""THEN320

```

©

# ASERT

Aid for Search and Retrieval of Text

AVAILABLE FROM YOUR

 **commodore**  
DEALER

Data Management Software from  
**CFI . . . computer solutions**  
201 West 92 St.,  
New York, NY 10025





How to get 256 colors out of your Atari. Last month, this three-part series opened with a discussion of Atari Graphics. Part II examines techniques involving color indirection and looks at the new GTIA chip in detail. If you have one of the older machines, your dealer should now have the new chip and can install it for you for about \$60 (according to Atari). If your machine is still under warranty, the upgrade is free.

Next month, this series concludes with several programs which put GTIA through its paces.

## Part II:

# Atari Video Graphics And The New GTIA

Craig Chamberlain  
Birmingham, MI

### Using Color Indirection

With color indirection, the number of different playfields is limited according to the number of bits per pixel, but the actual color/luminance of each playfield can be one of the 128 possibilities. The data bits are used as an index or offset into playfield color registers:

COLOR0	\$02C4	708	playfield zero color register
COLOR1	\$02C5	709	playfield one
COLOR2	\$02C6	710	playfield two (used in modes 0 and 8)
COLOR3	\$02C7	711	playfield three (used in color text modes)
COLOR4	\$02C8	712	background color register

These playfield color registers use seven bits to select the color and luminance, as follows:

D7,D6,D5,D4	color
D3,D2,D1	luminance
D0	not used

BITS	VALUE	COLOR
0000	0	gray (no color)
0001	1	light orange
0010	2	orange
0011	3	red orange
0100	4	pink
0101	5	purple
0110	6	purple blue
0111	7	blue
1000	8	blue

1001	9	light blue
1010	10	turquoise
1011	11	blue green
1100	12	green
1101	13	yellow green
1110	14	orange green
1111	15	light orange

Atari BASIC allows you to select a playfield color to draw in by using the COLOR statement. The color register that corresponds to that playfield can be changed by using SETCOLOR.

Color indirection is a tool that should not be overlooked. It is possible to draw a detailed figure on the screen with one playfield, and then change the color of the entire figure with just one command. For example, a printed message can flash in colors to attract attention. A "glowing" effect can be created by rapidly changing the luminance of a playfield while maintaining the same color. Or, the playfield colors can all be set to the same color/luminance as the background. Figures drawn will not appear until the playfield color registers are changed. By changing the registers one at a time, an animation effect can be created. Color indirection may still not solve the problem of having many colors on the screen at the same time, but it does afford possibilities that otherwise would be difficult to achieve.


In special instances, playfield color registers can be changed during the horizontal blank, in which case all 128 color variations can be shown in one frame. This requires the use of machine language and still does not solve the problem of many colors on one scan line. Fortunately, experience has shown that, for many applications, three playfield colors will be sufficient.

### Multiple Colors

Nevertheless, there are times when many colors would be desirable. This is where the GTIA steps in. It should now be apparent that 16 colors will require four bits per pixel. This is very expensive in terms of memory, so either pixel size or display memory will have to increase. Because ANTIC has a limit on how much memory it can access during one horizontal scan line, we have a limit on how much memory can be devoted to a screen. Therefore, resolution will have to suffer.

Before we see what the memory limit is, we should mention the two modes which are exceptions to the above rules. Three things distinguish modes zero and eight from the normal modes. Each pixel is a half color clock wide; a side effect of this is artifacting. The background color now becomes the border, and the main part of the screen is filled with playfield two. Finally, since the whole screen is now playfield two, the bit no longer tells which playfield to use, but which *luminance* to use.





## WELCOME TO ZORK!

Until you've entered the world of ZORK, you've never truly adventured underground. Both ZORK I and ZORK II are designed so that you'll experience their challenges in the most realistic sense. You can communicate in complete sentences rather than two-word commands, with the largest vocabulary and widest range of command options in the genre. Because ZORK's mysteries are the most intricate you'll ever encounter, it will take all your intellectual abilities to survive and emerge victorious from the underground. And because the challenges change with every move you make, each time you re-enter ZORK you'll face new intrigues.

### INFOCOM ZORK I

The Great Underground Empire confronts you with perils and predicaments ranging from the mysterious to the macabre, as you strive to discover the Twenty Treasures of ZORK and escape with them and your life!

Cat No. 4067 Atari, 32K, disk  
**\$39.95**

### INFOCOM ZORK II

The Wizard of Frobozz takes you into new depths of the subterranean realm. There you'll meet the Wizard, who will attempt to confound your quest with his capricious powers.

Cat No. 4068 Atari, 32K, disk  
**\$39.95**

### ROKLAN WIZARDS OF WOR

Descend into the Dungeons with your squadrons of Warriors to battle a host of monsters both visible and invisible—even the Wizard himself. Survive the changing patterns of mazes, fight in the arena, the Worlord Dungeon, and the Pit. Features simultaneous one or two player action.

Cat No. 4090 Atari, 16K, disk  
**\$39.95**

### ROKLAN GORF

A unique sight and sound adventure that enlists players into the Interstellar Space Force for challenging voyages against the Gorfian Empire. Your mission is to repel attacks by Droids, Antigravity Bombs, Antiparticle Lasers, Kamikaze Ships, Gorfs, Fighters, Subquark Torpedoes, and destroy the Gorfian forces.

Cat No. 4089 Atari, 16K, disk  
**\$39.95**

### COMPUTE! BOOKS Inside Atari DOS

Bill Wilkinson and his staff at Optimized Systems Software were the developers of Atari DOS 2.0S. In this book, they carefully describe the structure and workings of the DOS, with short chapters devoted to each module. In addition to these descriptive chapters, the book presents the complete and commented source code listings for Atari DOS 2.0S. An appendix explains the book for the non-advanced Atari owner. Cat No. 4030

**\$19.95**

### HOW TO ORDER

Write or phone. Pay by check, M/C, VISA, or COD (add \$1.50 for COD). (800)423-5387 (213)886-9200 Offer expires AUG. 31, 1982 Mention this ad and we pay shipping (UPS ground only).

### DISKETTE SALE

Take your choice between two top-quality brands of 5¼" soft-sector, single-side diskettes.

VERBATIM  
DATALIFE  
(525-01-18158)

Cat No. 1147  
**\$30.00**

DYSAN  
(104/1)

Cat No. 3966  
**\$38.95**

### DISK PROTECTOR CASES

- Holds 50 diskettes
  - Attractive yet durable
  - Perfect for home or office
- Cat No. 2956 (5¼")

**\$27.50**

# HW ELECTRONICS

19511 BUSINESS CENTER DR.  
DEPT. G8  
NORTHRIDGE, CA 91324

WHEN IN SOUTHERN CALIFORNIA, VISIT OUR RETAIL STORES

19511 Business Center Dr.  
Northridge, CA 91324

2301 Artesia Blvd.  
Redondo Beach, CA 90277

444 S. Indian Ave.  
Palm Springs, CA 92262



MODE	BIT	LUMINANCE REGISTER
0,8	1	playfield one
0,8	2	playfield two (no image)

MODE	BITS	HEX	DECIMAL
8	00	00	0
9	01	40	64
10	10	80	128
11	11	C0	192

The color part of playfield one is ignored; only the luminance data is used. If the luminance values of playfields one and two are the same, the writing disappears. Modes zero and eight use this special "half color clock, one playfield color, two brightness" arrangement. Both modes have 320 distinct points of light horizontally and have single scan line resolution. The only difference between mode zero and mode eight is that the first is a text mode and the second is a direct mapping mode. Mode zero uses a character set and thereby saves memory; about 1K is required for this mode. Mode eight doesn't use a character set, and requires approximately 8K. That is our display memory limit. The Atari 400/800 is not capable of doing DMA to much more memory than the memory represented by one television frame.

Since the "half color clock, one color, two brightness" mode is used by graphics modes zero and eight, all the GTIA really does is provide three variations on this mode. They all use the maximum memory arrangement used by mode eight, so each of the three new modes requires 8K. All of the new modes use four bit pixels, so the horizontal resolution goes from 320 (half color clock) to 80 (two color clock, as in modes four and five). Therefore, the resolution for all three new modes is 80 by 192, for a total of 15360 points. One side effect of changing only the horizontal resolution is that the pixels are no longer square.

The ANTIC instruction register mode number for the maximum memory mode (the number you will find in the display list) is \$0F, or decimal 15. It is important to understand that this number indicates not only mode eight, but also nine, ten, and eleven as well. In fact, the display list for any one of these modes is identical to the display list for any of the others.

### Selecting Modes With PRIOR

How then does ANTIC know which of the four is the desired mode? The answer is that ANTIC neither knows nor cares; no matter which mode is being used, ANTIC still has to do the same work of fetching memory. It's the GTIA that processes the video signal; somehow the chip must be told which of the four modes is wanted. The GTIA hardware register PRIOR does exactly that.

GPRIOR	\$026F	623	shadow
PRIOR	\$D01B	53275	hardware

The two most significant bits (bits six and seven) of this register are the GTIA special mode select bits. Here's how they are set.

For example, it is possible to switch from any one of the four modes to another simply by changing the values of the two select bits.

Other bits in GPRIOR serve different functions, so care must be taken not to alter them. These other bits allow multi-color players (blending on overlap), set all missiles to the color of playfield three to form a fifth player, and establish player/missile and playfield priorities. See the *Hardware Manual* for further information.

Now that we know how the three new modes are similar, let's find out how they are different.

Mode 11 is the one luminance, 16 color mode. The overall luminance is set by the background color, which, for this mode, defaults to a luminance of six, rather than the usual zero. It is now easy to draw rather finely detailed shapes in several colors without having to fool around with the display list and machine code interrupt routines. The thing I am especially excited about is going to make Apple owners envious. The Apple has a 16 color mode with resolution of 40 by 48, called the "lo res" mode. The Atari now has a 16 color mode, but the resolution is eight times greater than the Apple's.

Sixteen colors do present a problem, though, since the GTIA has only four playfield color registers. Therefore, mode 11 does not allow color indirection. The color on the screen is determined directly by the bit data stored in memory, according to the chart given earlier in the section on color indirection. The values in the four color/luminance registers are ignored. Some may consider this a disadvantage, but there is a benefit too. Just as the playfield color registers are not used, neither are the player/missile color registers used, so by using players it is possible to have 21 colors on the screen at the same time, without using display list interrupts or other tricks.

### Producing 256 Colors

Mode nine is the one color, 16 luminance mode. This mode will be used to create some excellent three dimensional effects and digitized pictures. The 16 luminances, when stacked vertically by the scan line with each line having the next brightest luminance, blend so well that it is very difficult to see the division from one to the other. The main color is set by the background color. Weird things happen when you change the luminance of the background. Another nice fact is that having 16 main colors with 16 luminance variations means that the Atari is capable of producing 256 colors.

One advanced application for mode nine is



# NEW FROM



## Synergistic Software


A  
C  
T  
I  
O  
N  
A  
N  
D



A  
D  
V  
E  
N  
T  
U  
R  
E

### PROBE ONE THE TRANSMITTER

A new high-res adventure game filled with arcade action, color, and sound effects. You must battle guard droids while searching room to room in a remote research colony. The original game design has various skill levels and new game layout each time you play. Probe One uses paddle or joystick as well as keyboard commands. . . . . \$34.95



### WARLOCK'S REVENGE

Two full disks of challenging high-res adventure. You lead a select group of adventurers on a quest to gather treasure and destroy the evil warlock, Oldorf. As you explore caverns and castles you use your group's various skills to gather riches and fight off creatures. Warlock's Revenge uses keyboard commands and you may save the game for later play. . . . . \$34.95

Both games require 40K, 800/400, disk, and ATARI BASIC.

**TOLL FREE ORDER LINE — 800-426-6505**

We accept checks, VISA, MASTER CHARGE, and C.O.D.  
\*2.00 postage and handling charge, except on prepaid orders.

**Synergistic Software**


830 N. Riverside Dr., Suite 201, Renton, WA 98055  
(206) 226-3216

ATARI 800/400 are trademarks of ATARI, INC.

NOW AVAILABLE FOR THE APPLE II

# Ali Baba and the forty thieves

By Stuart Smith



### A fantasy role-playing adventure for Apple II and Atari Personal Computers.

Encounter sultans, thieves, fierce and friendly creatures as you guide your alter ego, Ali Baba, through the thief's mountain den in an attempt to rescue the beautiful princess. Treasure, magic, and great danger await you! One or more human players can guide up to seventeen friendly characters through the many rooms, halls, and caves. Some characters wander around randomly, making each adventure a little different.

ALI BABA AND THE FORTY THIEVES is written in high resolution color graphics and includes music and sound effects. Adventures can be saved to disk and resumed at a later time.

Available for Apple II and Apple II Plus 48K or Atari 800 32K.

On diskette only — \$32.95

FOR OUR COMPLETE LINE OF APPLE AND ATARI SOFTWARE  
PLEASE WRITE FOR OUR CATALOG

ASK FOR QUALITY SOFTWARE products at your favorite computer store. If necessary you may order directly from us. MasterCard and Visa cardholders may place orders by calling us at (213) 344-6599. Or mail your check or bankcard number to the address above. California residents add 6% sales tax. *Shipping Charges:* Within North America orders must include \$1.50 for shipping and handling. Outside North America the charge for airmail shipping and handling is \$5.00. Pay in U.S. currency.



6660 Reseda Blvd., Suite 105, Reseda, CA 91335 (213) 344-6599



the display of digitized pictures. Digitization is a process by which a normal television picture, such as from a station or video recorder, can be analyzed and divided into different luminances. That information can be sent to the computer and stored on disk for later display. Mode nine, with 16 luminances and rather high resolution, is able to reproduce such pictures with impressive quality. Thus far we have seen only four digitized pictures. They were apparently made by some people at Atari, and two of the pictures were, uh, for mature viewers only. Standing from a short distance, however, it is very difficult to tell if any of these pictures is computer generated or not. I have never seen such quality on any other computer in the 400/800 price range without expensive additional equipment.

Mode ten is a cross between the other two modes; it allows eight colors plus the background, each with its own luminance as in the primary modes. Unlike the other two modes, this one allows color indirection, so it uses the playfield and player/missile registers for color/luminance information. This chart shows how data values correspond with playfield registers.

BITS	VALUE	REGISTER	PLAYFIELD
0000	0	704	PCOLR0
0001	1	705	PCOLR1
0010	2	706	PCOLR2
0011	3	707	PCOLR3
0100	4	708	COLOR0
0101	5	709	COLOR1
0110	6	710	COLOR2
0111	7	711	COLOR3
1000	8	712	COLOR4
1001	9	712	COLOR4
1010	10	712	COLOR4
1011	11	712	COLOR4
1100	12	708	COLOR0
1101	13	709	COLOR1
1110	14	710	COLOR2
1111	15	711	COLOR3

Only nine of the 16 possible data values correspond to different playfields. Data values greater than eight just repeat playfields. For some reason, the background color is no longer set by COLOR4, but instead by PCOLR0. The Atari BASIC statement SETCOLOR can't be used to change the player/missile color registers, so the equivalent POKE must be used. For any register, the data part of the POKE is the color choice number multiplied by 16, plus the luminance (refer to earlier chart).

The power of indirection is magnified when eight main drawing colors can be used. This mode is very useful for creating motion effects. With nine color/luminances and color indirection, mode ten may prove to be the most versatile of the three new modes.

### Compatibility Between CTIA And GTIA

Remember that the GTIA only controls how the display is generated, so all programs written for the CTIA should run on a GTIA machine in the same way. There can be no such thing as incompatibility. We have, however, come across one discrepancy between the CTIA and GTIA. The video signal generated by the GTIA is shifted one half color clock, so colors produced by artifacting, such as in POOL 1.5 or Jawbreakers, will be different. That is just a minor visual difference; the important thing is that all software should be entirely compatible. Of course, you cannot expect a CTIA to generate these three new modes, but again the conflict is the display, not the program. In fact, I don't think it is even possible for the computer to tell whether it has a CTIA or GTIA in it.

Because of the half color clock shift, it is now possible for players and playfields to overlap perfectly, whereas with the CTIA they didn't.

There are some cases where software will not run on GTIA machines. This is due to the fact that some of the new computers with the GTIA also have a revised (no bugs) operating system in them. Atari has made very clear which memory locations and vectors are permanent and protected from any revisions. If a program does not run on a GTIA machine, it is the software's fault because illegal entry points were used.

One other conflict has appeared which really surprised me. We have discovered that a few programs written on CTIA machines carelessly set the GTIA special mode select bits of GPRIOR for no purpose. Since these two bits do nothing on the CTIA, there was no problem. But there was also no reason to involve them. When the same programs are run on GTIA, the accidental bit settings affect the display, even though modes nine, ten and eleven are not used. The function of those two bits has not been a secret. I figured out their function in July 1981, when I read the OS source listing before I bought my Atari 800. The *Hardware Manual* has described the three "new" modes in appendix H ever since the manual was released.

### No Text Window

There is a difference between the normal modes and the three new modes – the three new ones do not allow split screen (text window at bottom) configurations. If you remember how modes eight and zero are related, you should understand why. The mode used in the text windows is mode zero, which follows the special "half color clock, one color, two luminances" arrangement. As stated above, having the mode select bits in GPRIOR set for a mode greater than eight causes mode zero to



# SPACE ACE

## SO... YOU THINK YOU'RE A SPACE ACE!

- Can you blast through the deadly asteroid fields?
- Can you survive robot space bombs?
- Can you handle invisible Silurian space mines?
- Can you dodge a rotating death vortex?
- Can you defeat the alien battle cruisers?

**GOOD LUCK CHARLEY!**

**Arcade Quality Graphics and Sound**

**Relentless Non-Stop Action**

## SO... YOU THINK YOU CAN HANDLE IT?

Try it, if you're right, you're a... SPACE ACE!

*A great new and challenging space game by Greg Young*

- Hi-res Graphics
  - Requires 16K and all of the potential of the Atari™ 400/800
  - Disk/Cassette
  - Joy stick
  - 100% machine language
  - Multiple levels of play
  - Great Audio
  - Time limit options
  - Bonus scoring
- \$ 29.95**

**SEND CHECK OR MONEY ORDER TO:**

LONDON SOFTWARE  
374 Wildwood Avenue  
Piedmont, CA 94611

Ph. orders (415) 893-1090  
Visa/Mastercharge  
Dealer Inquiries Invited.

Please add \$1.50 postage & handling. Calif. residents add additional \$1.95 tax.  
Atari 400/800 is a registered trademark of Atari, Inc.

act funny. A split screen would only be possible if a display list interrupt were inserted just before the text window area. The interrupt routine would have to reset to zero the mode select bits in the hardware register PRIOR, not the shadow register. The hardware register will then be reset to the value of GPRIOR during the vertical blank service routine.

The three new modes seem to handle player/missile to playfield collisions a little differently. In modes zero and eight, a playfield two collision is flagged when a player or missile hits a pixel whose luminance is controlled by COLOR1 rather than the COLOR2 for the main playfield. From what I have been able to tell thus far, there is no kind of playfield collision at all in modes nine and eleven. Mode ten collisions work only for playfield colors that correspond to the usual playfield registers (COLOR1 through COLOR3). Also, the fact that the background in this mode is set by PCOLR0 affects the priority of players and playfields in some cases. In priority, mode ten playfield colors PCOLR0 through PCOLR3 behave like players.

The GTIA still allows only eight luminances on the normal modes.

All new Atari computers are being shipped with the GTIA at no extra cost. The CTIA is no longer being produced. The new machines with the GTIA have little yellow or white stickers that

have the letter "G" on them. Those of us who have older machines with the CTIA can replace it with a GTIA. The part number is C014805.

If you want to do it yourself, it will be a simple matter to replace the CTIA. The CTIA is on the CPU card that plugs into the motherboard inside the Atari case. It's not soldered in, so the replacement operation should take only 30 minutes if you have taken your computer apart before. Instructions are supplied with the chip. In the meantime, if you don't have the GTIA, don't fret. It will be a while before much software requiring the chip is available.

### Do You Already Have The GTIA?

If you want to quickly see if your computer has a GTIA, try this: POKE 623,64 (while in the default mode, zero).

If you have the GTIA, the screen will go black. Otherwise, there will be no change and you'll know you've got the CTIA. If you have the GTIA and want to see 16 colors, try this.

```
10 GRAPHICS 11
20 FOR K=0 TO 79
30 COLOR K
40 PLOT K,0
50 DRAWTO K,191
60 NEXT K
70 GOTO 70
```



## Telecommunications:

# Choosing A Modem: Part II

Michael E. Day  
Chief Engineer  
Edge Technology  
West Linn, OR

When considering the purchase of a modem, one important issue is compatibility – what other modems can you communicate with?

There are three major types of modems currently available to the general user. The 202 type, the 103, and a modem that has been enjoying a recent increase in popularity despite its high cost, the 212A.

The 202 modem has been around for some time. It has fallen out of favor recently due to the complexity of its operation. It requires some amount of computer control. Its main advantage is its speed of operation – up to 1200 bits per second (bps), which is equal to 120 characters per second. Because it has never received wide acceptance in the general user market, it also tends to cost far more than it should.

### A Cassette Interface Is Practically A Modem

Of all the types of modems, the 202 has the potential for being the least expensive due to its minimal hardware required to convert the computer data to be sent over the phone lines. The greater degree of computer control over a 202 modem's operation also lowers its cost. It is actually possible to build a 202 for less than \$25 in parts. This would translate to around \$50 in high volume production, and would be even less if it were incorporated into a computer as a basic part of its design. In fact, many computers actually have a similar circuit in them already: the cassette interface.

Although the exact method used for placing data on a cassette varies between manufacturers, the basic conversion requirements are the same. In fact, with a little bit of work, it would be quite possible to convert many of the cassette interfaces to communicate over the phone line.

A disadvantage of the 202 modem (in addition to its requiring a high degree of computer control) is that it must be connected directly to the phone line. It is not feasible to acoustically connect the 202 type modem through the telephone handset. The distortion caused by the conversion to sound

and back effectively limits the speed of communication. Because of the wideband transmission characteristics of the 202 type modem, this problem is made even worse.

Although it is *possible* to communicate acoustically with the 202 type modem, the distortion effects limit the communication speed to 330 bps or less. This makes it less efficient than the 103 type modem, which can also communicate at 300 baud acoustically, but does not have the extra computer control requirements.

The 103 modem, unlike the 202, requires little or no computer control. In its simplest form – as an acoustic coupler – no control at all is required. Placing the phone call and initiating the communications are all performed by the operator. The 103 is very attractive to the general user because little or no programming is needed.

The 103 could also be connected directly to the phone line, but, again, it has the advantage of requiring little or no control by the computer to operate it. The only real computer control that would be needed would be some software to generate a call automatically if that were wanted. Some modems do not allow automatic calling, while others provide for computer control, and other functions as well.

### The Most Popular Model By Far

The 103 modem is the most popular modem available by quite a margin. This is a direct result of its simplicity and ease of use. The 103 has an upper speed limit of operation of 300 bps normally. Some direct connect types, however, can go up to 600 bps. The typical cost of the 103 is between \$100 to \$200, depending on quality and complexity. Some of the better direct connect 103's can cost \$300 to \$400 and offer many functions as well as increased reliability.

The 103 cannot communicate with the 202 type. The two modems do not use the same communications scheme. The 202 is generally a half duplex while the 103 is a full duplex modem. While the 202 can communicate in full duplex, it must have two phone lines to do so (one for each direction of communication). The 103 provides the full duplex communications over a single phone. However, it needs more circuitry to perform full duplex, and this is the reason for its increased cost over the 202.

### A More Expensive Design

The third main modem design is the 212A. This modem is more expensive than the others, but it combines the functionality of the 103 with the speed capability of the 202. The 212A cannot be acoustically connected to the phone line through the telephone handset, but it does not require any



special computer control (unless that's desired).

The 212A cannot communicate with the 202. It does, however, have a mode of operation which allows it to communicate with the 103 design. In fact, it is two modems in one: the 103 communications method is entirely different from the 212A method. This ability to communicate with the 103 type modem as well as with another 212A is part of the reason for its popularity in spite of its high cost.

The 212A can cost from \$500 to \$1000. This higher cost is due primarily to the method by which it communicates. It is in actuality a computer and modem combination. This is necessary because the 212A not only converts the data sent to it into the audio signals which go over the phone line, but it also must change the way the data is transmitted. The 212A internally transforms asynchronous data that it receives into a synchronous data stream.

The 103 and 202 modems use a data conversion scheme called FSK (*Frequency Shift Keying*). The 212A, however, uses a different method called PSK (*Phase Shift Keying*). FSK does not require any special handling other than checking that the maximum speed of operation is not exceeded.

The PSK method, however, requires that the data to be sent be synchronized to the audio signal to be sent. By doing this, the 212A is able to make more effective use of the phone line and to allow for true full duplex communications at 1200 bps. The limitation here is that the communications must occur at exactly 1200 bps due to the conversion requirements.

When a 212A is operating in the 103 mode, it reverts to the FSK method to communicate with the 103 design. When placing a call with the 212A, the user must tell the modem which mode it is to use (103 or 212A). When the 212A is receiving a call, however, it will automatically determine which type of modem it is communicating with, switch to that mode (unless it is told otherwise), and tell the user which mode it has selected.

The 212A cannot be acoustically connected to the phone line for the same reason that the 202 type cannot — too much distortion is caused by the conversion telephone handset and by sound conversion. Such a connection would probably be possible if a condenser microphone were installed in the phone, but, since no one is manufacturing acoustically coupled 212A modems, there is not much point in trying this.

### Racal Vadic's 3400

There is one manufacturer which has attempted to solve this problem, however. Racal Vadic builds a modem they call a 3400 series. This modem, while

able to communicate acoustically over a telephone handset, can only do so to another 3400. The 3400 does this by using yet another communications scheme which is not compatible with any of the previously mentioned modems. The 3400 uses a PSK type of transmission (like the 212A), but it uses a specially designed structure which minimizes the distortion caused by the telephone handset.

The 3400 can also be directly connected to the phone line, and some models, able to communicate with the 103, also have a mode which allows them to communicate with 212A's. The 3400 is not in very widespread use at this time, which might be due to its incompatibility with the 212A.

When deciding which modem to buy, it might be best not to consider the 202 unless you have a specific need for it. It is not in general use and can only communicate with another 202. The 103 is the most common and least expensive, but the 212A, while it costs more, has greater functionality. For portability, the 103 acoustic coupler is probably the best choice since it can communicate with either another 103 or with a 212A. If the portability is unnecessary, and it is acceptable to have the modem directly connected to the phone line, then it becomes simply a matter of deciding how much you are willing to spend for functionality when deciding between a 103 or a 212A design. ©

## NEW COMMODORE ADD-ONS RAM-ROM: GETS RID OF SAFING ROM

### MX-910 CBM/PET RAM-ROM;

Allows multi ROM protected programs using the same socket to be put onto diskette/cassette, no need to insert protect ROM in socket after initial load, eliminates need for ROM switch box, write protect in software, decoded for dual ROM socket usage, 4K expandable to 8K, easy internal CBM installation: \$119.95

### MX-232 CBM/PET TO RS-232C INTERFACE:

Low cost, bidirectional, 50 to 19,200 baud rate, full modem controls, parity allows for two RS-232C CBM ports, installs easily inside CBM: \$199.95

### SX-100 IEEE-488/PET MODEM SOFTWARE:

Best 810 modem software, by 8010 developer, works with Source/Micronet/CBM to disk/CBM to CBM; Intelligent Terminal Software: \$79.95

### MX-200 IEEE-488/PET PARITY MODEM/SOFTWARE

Talk to a host computer requiring parity, all features of SX232: \$399.95

### MX-113 THEFT PROTECTION ROM:

Plug in ROM, displays owner's name, etc. when computer turned on: \$49.95

## ECX COMPUTER COMPANY

2678 NORTH MAIN ST.  
WALNUT CREEK, CA 94596  
(415)944-9277

For additional new product information and catalog send self addressed, stamped envelope.



For the TRS-80 Color Computer, 16K, with either Extended or Non-Extended BASIC, disk or tape – this program will show you the effects of home energy conservation.

# Energy Monitor

Linton S. Chastain  
Greensboro, NC

Since energy costs have been of major concern to many people in the past few years, here's a BASIC program that has helped me evaluate my energy costs and consumption. The program helps you to determine if those conservation changes that you may have made over the past year are meaningful.

The program keeps track of energy cost and consumption. The first thing you will probably notice is that when energy consumption has remained the same from year to year the cost of that energy has increased. This awareness is enough in itself to inspire conservation measures. Major changes to a home (storm windows, weather stripping, more insulation) can be validated with this program. Pick periods that have the same number of days with similar heating or cooling.

The program was originally written on a 16K Radio Shack Color Computer without Extended BASIC, and it used a cassette recorder for DATA storage. Energy Monitor now uses a disk drive. However, the program should work with few changes on any computer that has at least 8K of user memory available and uses Microsoft BASIC.

If you don't use a disk drive, I will point to what modifications you will have to make to use a cassette recorder. These modifications will be directed toward the Color Computer with at least 8K of user memory with or without Extended BASIC. If you have a different computer, please check your manual on how to store data on cassette.

Here are the changes for those who have cassette recorders:

## For Cassette Users.

```
120 PRINT"6-READ OLD MASTER FILE":PRINT:"FROM CASSETTE"
140 PRINT"8-WRITE NEW MASTER FILE":PRINT:"TO CASSETTE"
650 PRINT"PRESS THE RECORD AND":PRINT:"PLAY KEY ON CASSETTE"
670 OPEN"O",#-1,T$:PRINT#-1,K:K=1:L=N
700 FORJ=KTOL:PRINT#-1,D$(J),A(J),B(J),C(J),D(J),E(J),F(J),G(J):PRINTJ:NEXTJ
710 CLOSE
720 PRINT:PRINT"PRESS THE CASSTTE":PRINT:"ST
```

```
OP KEY"
750 PRINT"PRESS THE PLAY KEY":PRINT"ON THE CASSETTE"
790 OPEN"I",#-1,T$:PRINT"READING FILE: "T$:INPUT#-1,N
820 FORJ=1TON:INPUT#-1,D$(J),A(J),B(J),C(J),D(J),E(J),F(J),G(J):PRINTJ:NEXTJ
840 CLOSE
850 PRINT:PRINT"PRESS THE CASSTTE":PRINT:"ST OP KEY"
```

```
10 REM UTILITIES
20 REM BY STEVE CHASTAIN 1/31/81
30 CLEAR 200
40 MW=20:MR=20:N=0
50 DIMD$(MR),A(MR),B(MR),C(MR),D(MR),E(MR),F(MR),G(MR),W(MR),WW(MR),X(MR),XX(MR),Y(MR),YY(MR),Z(MR),U(MR)
60 R=0:S=0:W=0:WW=0:X=0:Y=0:YY=0:Z=0
65 CLS:PRINT"UTILITIES":PRINT:PRINT"COMMAND LIST # 1"
70 PRINT"1-DISPLAY WATER COST AND UNITS"
80 PRINT"2-DISPLAY GAS COST AND UNITS"
90 PRINT"3-DISPLAY ELECTRIC COST AND UNITS"
95 PRINT"UNITS"
100 PRINT"4-DISPLAY TELEPHONE COST"
110 PRINT"5-DISPLAY UTILITIES COSTS AND UNITS"
115 PRINT"UNITS"
120 PRINT"6-READ OLD MASTER FILE FROM DISK"
130 PRINT"7-INPUT NEW DATA"
140 PRINT"8-WRITE NEW MASTER FILE TO DISK"
150 PRINT"9-TERMINATE PROGRAM":PRINT
160 INPUT"ENTER COMMAND BY NUMBER";R:IFR<1 OR R>9 THEN 60
170 ON R GOSUB 970,1170,1370,1570,520,740,180,630,870:GOTO60
180 IFN=MR THEN510
190 PRINT:PRINT"ENTER THE FOLLOWING DATA AS REQUESTED"
200 PRINT"-DATE(1/31/81)"
210 PRINT"-WATER COST"
220 PRINT"-WATER UNITS"
230 PRINT"-GAS COST"
240 PRINT"-GAS UNITS"
250 PRINT"-ELECTRIC COST"
260 PRINT"-ELECTRIC UNITS"
270 PRINT"-TELEPHONE COST"
280 N=N+1:PRINT:INPUT"DATE";R$:R$=LEFT$(R$,8);D$(N)=R$
290 INPUT"WATER COST";R:A(N)=R:IFR<0 THEN300
300 INPUT"WATER UNITS";R:B(N)=R:IFR<0 THEN310
310 INPUT"GAS COST";R:C(N)=R:IFR<0 THEN320
320 INPUT"GAS UNITS";R:D(N)=R:IFR<0 THEN330
330 INPUT"ELECTRIC COST";R:E(N)=R:IFR<0 THEN340
340 INPUT"ELECTRIC UNITS";R:F(N)=R:IFR<0 THEN350
350 INPUT"TELEPHONE COST";R:G(N)=R:IFR<0 THEN360
360 PRINT:PRINTTAB(1);"CHECK";TAB(7);"DATE:";D$(N)
370 PRINTTAB(7);"WATER COST:";A(N)
380 PRINTTAB(7);"WATER UNITS:";B(N)
390 PRINTTAB(7);"GAS COST:";C(N)
400 PRINTTAB(7);"GAS UNITS:";D(N)
410 PRINTTAB(7);"ELECTRIC COST:";E(N)
420 PRINTTAB(7);"ELECTRIC UNITS:";F(N)
430 PRINTTAB(7);"TELEPHONE COST:";G(N)
```



```

440 PRINT:PRINTTAB(7)"-IS INPUT O.K.?-":PRI
    NT
450 INPUT"(Y=YES,N=NO,F=YES AND FINISHED)";
    R$:R$=LEFT$(R$,1)
460 IFR$="N" THEN N=N-1:PRINT:PRINT"REDO LA
    ST DATA":GOTO280
470 IFR$="F" THEN RETURN
480 IFR$<>"Y" THEN440
490 IFN=MR THEN510
500 GOTO280
510 PRINT:PRINT"*** NO MORE DATA ALLOWED***
    ":GOSUB940:RETURN
520 IFN<1 THEN PRINT:PRINT"*** NOT ENOUGH D
    ATA***":GOSUB940:RETURN
530 FORJ=1 TO N
540 W=W+W(J):WW=WW+WW(J):X=S+X(J):XX=XX+XX(
    J):Y=Y+Y(J):YY=YY+YY(J):Z=Z+Z(J)
550 U=(W+X+Y+Z)
560 NEXTJ:K=-1:L=0
570 K=K+2:L=L+2:IFL>N THEN L=N
580 CLS:FORJ=K TO L:PRINT@96,"GAS";TAB(14)"
    COSTS";TAB(26)"UNITS":PRINT@64,
    "WATER";TAB(14);W;TAB(26);WW:PRINT@96,"
    GAS";TAB(14);X;TAB(26);XX:PRINT@128,
    "ELECTRIC";TAB(14);Y;TAB(26);YY
585 PRINT]160,"TELEPHONE";TAB(14);Z
590 FORQ=0 TO 31:PRINTCHR$(45);:NEXT
595 PRINT]224,"TOTALS";TAB(13);U
600 NEXTJ:PRINT
610 IFL<N THENPRINT"HIT ANY KEY FOR COMMAN
    D MODE":GOSUB950:RETURN
620 PRINT"HIT ANY KEY TO CONTINUE":GOSUB950
    :GOTO570
630 IFN<1 THEN PRINT:PRINT"*** NO DATA TO W
    RITE ***":GOSUB940:RETURN
640 R$="WRITING":PRINT
660 INPUT"NAME FOR FILE";T$:K=N:IFN>MW THEN
    K=MW
670 OPEN"O",#1,T$:WRITE#1,K:K=1:L=N
680 IFN>MW THENK=N-MW+1:PRINT"-ONLY LAST";M
    W"VALUES WILL BE WRITTEN"
690 PRINT"WRITING FILE:";T$:PRINT"    RECOR
    DS #";
700 FORJ=K TO L:WRITE#1,D$(J),A(J),B(J),C(J
    ),D(J),E(J),F(J),F(J),G(J):PRINTJ:
    NEXTJ
710 CLOSE#1
730 PRINT"PRESS THE KEYBOARD'S ENTER KEY.":
    GOSUB950:RETURN
740 R$="READING":PRINT
780 INPUT"NAME OF FILE ";T$
790 OPEN"I",#1,T$:PRINT"READING FILE: ";T$:
    INPUT#1,N
800 IFN>MR THEN PRINT"*** TOO MANY FILES ON
    DISK ***":END
810 PRINT"READING RECORDS # ";
820 FORJ=1 TO N:INPUT#1,D$(J),B(J),C(J),D(J
    ),E(J),F(J),G(J):PRINTJ:NEXTJ
830 PRINTN;" DATA RECORDS READ"
840 CLOSE#1
860 PRINT"PRESS THE KEYBOARD'S ENTER KEY.":
    GOSUB950:RETURN
870 END
940 FORQ=1 TO 1000:NEXTQ:RETURN
950 B$="":R$=INKEY$:IFR$=B$ THEN950
960 RETURN
970 CLS:PRINT"WATER":PRINT:PRINT"COMMAND LI
    ST # 2"
980 PRINT"1-DISPLAY WATER"
990 PRINT"2-RETURN TO COMMAND LIST # 1"
1000 INPUT"ENTER COMMAND BY NUMBER";R:IFR<1 ~
    OR R>2 THEN970
1010 ON R GOSUB 1020,1110:GOTO970
1020 IFN<1 THEN PRINT:PRINT"*** NOT ENOUGH D
    ATA ***":GOSUB1140:RETURN
1030 FORJ=1 TO N
1040 R=A(J):S=B(J):W(J)=R:WW(J)=S
1050 W=W(J):WW=WW(J)
1060 NEXTJ:K=-3:L=0
1070 K=K+4:L=L+4:IFL>N THENL=N
1080 CLS:PRINT"DATE";TAB(14);"COST";TAB(26);
    "UNITS"
1085 FORJ=K TO L:PRINTD$(J);TAB(14);A(J);TAB
    (26);B(J);NEXTJ:PRINT
1090 IFL=N THEN PRINT"HIT ANY KEY FOR COMMAN
    D MODE ":GOSUB1150:RETURN
1100 PRINT"HIT ANY KEY TO CONTINUE":GOSUB115
    0:GOTO1070
1110 GOTO600
1120 R$=INKEY$:IFR$=B$ THEN 1120
1130 RETURN
1140 FORQ=1 TO 1000:NEXTQ:RETURN
1150 B$="":R$=INKEY$:IFR$=B$ THEN 1150
1160 RETURN
1170 CLS:PRINT"GAS":PRINT:PRINT"COMMAND LIST
    # 3"
1180 PRINT"1-DISPLAY GAS"
1190 PRINT"2-RETURN TO COMMAND LIST # 1"
1200 INPUT"ENTER COMMAND BY NUMBER";R:IFR<1 ~
    OR R>2 THEN 1170
1210 ON R GOSUB 1220,1310:GOTO1170
1220 IFN<1 THEN PRINT:PRINT"*** NOT ENOUGH D
    ATA ***":GOSUB1340:RETURN
1230 FORJ=1 TO N
1240 R=C(J):S=D(J):X(J)=R:XX(J)=S
1250 X=X(J):XX=XX(J)
1260 NEXT J:K=-3:L=0
1270 K=K+4:L=L+4:IFL>N THENL=N
1280 CLS:PRINT"DATE";TAB(14);"COST";TAB(26);
    "UNITS"
1285 FORJ=K TO L:PRINTD$(J);TAB(14);C(J);TA
    B(26);D(J):NEXTJ:PRINT
1290 IFL=N THEN PRINT"HIT ANY KEY FOR COMMAN
    D MODE":GOSUB1350:RETURN
1300 PRINT"HIT ANY KEY TO CONTINUE":GOSUB135
    0:GOTO1270
1310 GOTO600
1320 R$=INKEY$:IFR$=B$ THEN 1320
1330 RETURN
1340 FORQ=1 TO 1000:NEXTQ:RETURN
1350 B$="":R$=INKEY$:IFR$=B$ THEN 1350
1360 RETURN
1370 CLS:PRINT"ELECTRIC":PRINT:PRINT"COMMAND
    LIST # 4"
1380 PRINT"1-DISPLAY ELECTRIC"
1390 PRINT"2-RETURN TO COMMAND LIST # 1"
1400 INPUT"ENTER COMMAND BY NUMBER";R:IFR<1 ~
    OR R>2 THEN 1370
1410 ON R GOSUB 1420,1510:GOTO1370
1420 IFN<1 THEN PRINT:PRINT"*** NOT ENOUGH D
    ATA ***":GOSUB1540:RETURN
1430 FORJ=1 TO N
1440 R=E(J):S^F(J):Y(J)=R:YY(J)=S
1450 Y=Y(J):YY=YY(J)
1460 NEXTJ:K=-3:L=0
1470 K=K+4:L=L+4:IFL>N THEN L=N
1480 CLS:PRINT"DATE";TAB(14);"COST";TAB(26);
    "UNITS"
1485 FORJ=K TO L:PRINTD$(J);TAB(14);E(J);TAB
    (25);F(J):NEXTJ:PRINT
1490 IFL=N THEN PRINT"HIT ANY KEY FOR COMMAN
    D MODE":GOSUB1550:RETURN
1500 PRINT"HIT ANY KEY TO CONTINUE":GOSUB155

```



```

0:GOTO1470
1510 GOTO60
1520 R$=INKEY$:IFR$=B$ THEN1520
1530 RETURN
1540 FORQ=1 TO 1000:NEXTQ:RETURN
1550 B$="":R$=INKEY$:IFR$=B$ THEN 1550
1560 RETURN
1570 CLS:PRINT"TELEPHONE":PRINT:PRINT"COMMAN
D LIST # 5"
1580 PRINT"1-DISPLAY TELEPHONE"
1590 PRINT"2-RETURN TO COMMAND LIST # 1"
1600 INPUT"ENTER COMMAND BY NUMBER";R:IF R<1
OR R>2 THEN1570
1610 ON R GOSUB 1620,1710:GOTO1570
1620 IFN<1 THEN PRINT:PRINT"*** NOT ENOUGH D
ATA ***":GOSUB1740:RETURN
1630 FORJ=1 TO N
1640 R=G(J):Z(J)=R
1650 Z=Z(J)
1660 NEXTJ:K=-7:L=0
1670 K=K+8:L=L+8:IFL>N THEN L=N
1680 CLS:PRINT"DATE","COST"
1685 FORJ=K TO L:PRINTD$(J),G(J);NEXTJ:PRINT
1690 IFL=N THEN PRINT"HIT ANY KEY FOR COMMAN
D MODE":GOSUB1750:RETURN
1700 PRINT"HIT ANY KEY TO CONTINUE":GOSUB175
0:GOTO1670
1710 GOTO60
1720 R$=INKEY$:IFR$*B$ THEN1720
1730 RETURN
1740 FORQ=1 TO 1000:NEXTQ:RETURN
1750 B$="":R$=INKEY$:IFR$=B$ THEN1750
1760 RETURN

```

©

**PRETZELLAND  
SOFTWARE**



**PROUDLY PRESENTS: AFFORDABLE  
ATARI®  
SOFTWARE**

**ANDROID ATTACK**

FIGHT YOUR WAY THROUGH LEVELS OF DEADLY ANDROID GUARDS TO SAVE THE RUNAWAY NUCLEAR REACTOR, THEN TRY TO SAVE YOURSELF!



**AAARRRGGG!**

A FAST, PRANTIC CHASE AROUND THE SCREEN TRYING TO CATCH SOME CRAZY CREATURES. IF YOU CATCH THE \*SUPER-AAARRRGGG!\*, YOU'LL GET A SUPER BONUS, BUT DON'T GET POISONED!



**STARBASE ASSAULT**

HOW LONG CAN YOU PROTECT YOUR STARBASE FROM THE ATTACKING ALIEN ARMADA? EACH HIT WEAKENS YOUR FORCE FIELD RINGS AND NOW THEY'RE ATTACKING FIVE AT A TIME!



FOR 16K CASSETTE OR 24K DISK  
\*FAST\* ACTION, SUPER GRAPHICS, ONLY \$18.95 EACH  
PLEASE ADD \$2.00 PER ORDER FOR SHIPPING.

INTRODUCTORY OFFER:  
MENTION THIS AD AND TAKE  
\$1.00 OFF EACH GAME!

**Pretzelland Software**

**2005 A WHITTAKER RD.  
YPSILANTI, MI. 48197**



# ATARI 400 48K MEMORY EXPANSION KIT

ORDER  
FACTORY  
DIRECT

# 124.95

SUGGESTED  
RETAIL  
\$139.95

WHY BUY OUR NEW, STATE-OF-THE-ART 48K MEMORY EXPANSION KIT FOR YOUR ATARI 400? JUST ASK A FELLOW ATARIAN...

*"Thank you for the shipment of the 48K memory expansion kit for my Atari 400. I found your kit very well documented, easy to assemble, and very well designed. I was previously using a 32K board which left a series of vertical lines on the left half of my TV. My hat is off to you for providing an affordable, quality product to make my computer even more enjoyable than before."*

Gary Nance  
Spokane, Washington

THANKS GARY, WE COULDN'T HAVE SAID IT BETTER OURSELVES!!!

**DEALERS:**

IN THE EAST CONTACT: JERSEY SYSTEMS  
(800)526-3647  
IN N.J. - (201)287-9462  
IN THE SOUTHWEST: CHANNEL 3 PRODUCTIONS  
(214)596-0454

ATARI IS A REGISTERED TM OF ATARI INC.

ADD \$2.00 FOR POSTAGE AND HANDLING.  
SEND CHECK OR MONEY ORDER TO:

**DYNAMIC TECHNOLOGIES**

P.O. Box 351

ALLEN, TEXAS 75002

TEXAS RESIDENTS ADD 5% SALES TAX

(214) 542-6012



ORDER 7 DAYS A WEEK 24 HOURS A DAY





*Animate your Atari players – this set of programs creates the illusion of motion using only four drawings. And it's simple to add additional players which can each move independently.*

# Animation And P/M Graphics

Tom Sak and Sid Meier  
Baltimore

You're already familiar with the Atari's ability to rapidly move a player from one location to another. But there are many times when you would like to do more than simply move a player; you'd like to give it lifelike motion, or animation. Spend a few minutes and learn how you can achieve these effects with far less effort than you might have imagined.

The art of bringing life to still pictures is much older than many of us realize. The production of books which contained moving pictures was well established before the invention of the motion picture camera and projector. The effect of moving pictures was typically accomplished by rapidly flipping the pages of a booklet containing simple character drawings, making them seem to spring to life.

Walt Disney and numerous other animators have produced this illusion of motion by drawing series of pictures in which each picture differs from the previous one only in a very small detail, a subtle displacement of each moving element. The pictures are then photographed for subsequent projection.

For example, an animator draws a man who appears to raise his arm away from his side, using a sequence of drawings. The first drawing would show the man facing you with both arms at his sides. The second picture differs only in that one arm is now slightly away from the man's side. The next picture shows the arm slightly further away, and so on through the sequence of drawings.

## Animate With Only Four Drawings

As each picture in the series is viewed in rapid succession, by flipping through the stack of drawings, the figure appears to be raising his arm away from his side. A motion picture film consists of an analogous sequence of pictures which also provide the illusion of motion when they are projected and viewed in rapid succession.

As you can well imagine, a very large number of drawings is required to produce even a relatively

short motion picture sequence. Since you're not about to adapt *Fantasia* for the small screen attached to your Atari, we will show you a way to use only four drawings, repeated in a cyclical pattern, to produce the illusion of motion. This is a very effective shortcut which makes it practical to adapt the animator's techniques to your BASIC program.

Now for some Atari animation. There is no question that our artistic creativity and graphic talents may never rival those of Walt Disney, but we will endeavor to adapt the basic animation technique which he popularized in order to move four "cowboys" from right to left across your television screen, totally out of step with each other.

For illustrative purposes we'll begin by moving only one cowboy. Program 1 accomplishes this objective by using the automatic player-missile graphic manipulation of the vertical blank interrupt routine which we discussed in **COMPUTE!**, February 1982, #21. Those of you who have entered the example program in that article will be pleased to know it already contains the animation features described here.

Program 2 adds complexity to the one cowboy program, illustrating the asynchronous movement of four players. Developing an understanding of the more complex program won't be too difficult once you've grasped the concepts in Program 1.

## Reviewing Vertical Blank Interrupts

An elementary understanding of our vertical blank interrupt routine, VBLANK PM, is a prerequisite. Here we will review highlights of our previous article.

VBLANK PM is a machine language sub-routine which occupies a portion of memory page six. It is initialized by a single BASIC USR function call which causes VBLANK PM to notify the operating system of both its presence and its desire to be automatically invoked during each vertical blank interrupt.

Prior to initialization, a 2K (2048) byte memory allocation must be made for the storage of players, and the players must be drawn. Following initialization, a POKE of the x-axis (horizontal) and y-axis (vertical) screen coordinates is all that is required to cause a player to be automatically moved during the next vertical blank period, or approximately every 1/60 of a second.

Not mentioned in the previous article is the fact that VBLANK PM has an animation feature just waiting to bring life to your players. All you need do is supply a few more drawings. The drawings and the current display image are contained in the 2K byte storage block.

## Players Are Stored As Separate Images

Figure 1 depicts the memory allocated for the



storage of players (see line 1030 in Program 1; memory allocation is explained in our earlier article). The current displayed image of player zero resides at locations  $PMBASE + 1024$  through  $PMBASE + 1279$ ; player one's homestead is  $PMBASE + 1280$  through  $PMBASE + 1535$ , and so on for the other two players.

To achieve the animation, you need more than one image of each player, so the lower 1K (1024) locations ( $PMBASE$  through  $PMBASE + 1023$ ) of the 2K byte storage block are used to hold the necessary set of drawings. Each player's drawings are stored in an area of memory beginning at a location which is 1K bytes below (lower memory address) the player's position in the upper 1K portion of the 2K byte storage block. A drawing is copied to the upper 1K portion by VBLANK PM when it is to be displayed. As a matter of fact, you won't draw anything at all in the upper 1K locations but will let VBLANK PM look after this chore for you.

For example, all of the player zero drawings reside at the 256 locations beginning at  $PMBASE$ . The currently displayed image of player zero resides at locations  $PMBASE + 1024$  through  $PMBASE + 1279$ . The drawings for player zero are stored 1024 locations below this point, which is equal to  $PMBASE + 1024$  minus 1024, or simply  $PMBASE$ . The player one drawings begin at  $PMBASE + 256$ , or  $(PMBASE + 1280) - 1024$ , and so on for players two and three at locations  $PMBASE + 512$  and  $PMBASE + 768$ , respectively.

A note of caution: we mentioned in the previous article that you could use the lower 1K bytes for your own purposes without disturbing anything. This is true only when the VBLANK PM animation feature is not going to be used. We hope that you've not been led too far astray!

At the risk of stating the obvious, we'd like to mention that as soon as you've decided to use more than one drawing per player – which you must do in order to achieve the animation – you can no longer have a player which is 255 lines tall. This is true because there are only 256 locations in which to store all of the drawings necessary to animate a single player. The first position, location zero, of each storage bin is reserved for a reason discussed later.

### Initialize The Vertical Blank Routine

Now let's turn our attention to Program 1. Line numbers ending in zero are unchanged since the February article; and, for those who previously keyed the lengthy DATA statements containing VBLANK PM, we've made no changes to the machine language subroutine.

Lines 105 through 205 are the main program which causes our ragtag cowboy to meander across the screen. The BASIC code required to load and initialize VBLANK PM is found on lines 1000 through 1110. The VBLANK PM machine language subroutine is represented as DATA in lines 2000 through 2100. Finally, lines 3005 through 3045 contain the four drawings, used to describe a single player.

Before reviewing the main program, we'll go over the initialization subroutine which performs three functions: load VBLANK PM, load the player's drawings, and initialize VBLANK PM.

Lines 1010 and 1020 cause VBLANK PM to be read from DATA statements and POKEd into memory page six. A more memory-efficient method of representing VBLANK PM is the use of a string variable instead of DATA statements. Using this alternative, you continue to POKE the VBLANK PM code into page six, but from the string variable instead of from DATA statements.

You would save memory because only a single byte of memory is required in the string variable assignment statement to represent a byte of machine language code. In the DATA statement, as many as three bytes may be required for the same thing. For certain other machine language code applications, you can directly execute from the string, eliminating the need to POKE the code into another memory location. If you're interested in more on this topic, look for the article "Creating and Using Program Storage Strings" in this issue.

### How The Animation Works

Line 1030 acquires the 2K byte memory storage block and line 1040 assures that the upper 1K byte display portion is cleared. Lines 1045 through 1065 are responsible for reading and storing the player's drawings in the lower 1K byte portion of the storage block. The four drawings of a cowboy are illustrated in Figure 2; you see now why Disney Studios can rest easy!

Notice that in line 1045 the first location in which the first drawing is stored is established as one byte above  $PMBASE$ ; you will learn why this is necessary in a minute. The FOR statement on line 1055 assures that four drawings (zero through three) are read and stored. Each drawing is 24 lines tall, so we begin the FOR loop on line 1065 with the base of the first drawing offset by 24 bytes for each previous drawing stored. Since each drawing consists of 24 bytes, the loop is completed by adding 23 to the starting point.

Line 1075 designates the player's color. Line 1080 establishes the locations to be POKEd to change the player's x-axis and y-axis screen coordinates (PLX and PLY) and to set the length (height)



# The Hard & Soft of It: ATARI from ASAP

If you're into Atari, get into ASAP. When it comes to Atari, ASAP has it all — computers, a full line of accessories, and one of the most complete lines of software on the market. Whether you use your Atari for work or play, make ASAP your source. Call today.

The Atari® 800™ Computer features color graphics and English characters with truly high resolution, high quality sound, expandable memory and sleek modular appearance.

Atari® 400™ — 16K also available: \$349.00.

OPTIONAL ACCESSORIES	PRICE
ATARI® 410™ Program Recorder . . . . .	80.00
ATARI® 810™ Disk Drive . . . . .	470.00
ATARI® 822™ Thermal Printer . . . . .	299.00
ATARI® 820™ 40-column Dot Matrix Impact Printer . . . . .	279.00
ATARI® 825™ 80-column Dot Matrix Impact Printer . . . . .	645.00
ATARI® 830™ Acoustic Modem . . . . .	159.00
ATARI® 850™ Interface Module . . . . .	175.00
ATARI® Paddle (CX30-04) and Joystick (CX40-04) (Pair) . . . . .	17.95
ASAP 16K RAM Module . . . . .	45.00

## COMPLETE SOFTWARE LIBRARY INCLUDES THESE POPULAR UNITS:

### Atari®

Video Easel ROM . . . . .	26.00
Music Composer ROM . . . . .	44.00
Assembler/Editor ROM . . . . .	45.00
Mortgage Loan Analysis Cassette . . . . .	15.95
Stock Analysis Disk . . . . .	19.95
Stock Charting . . . . .	22.95
Bond Analysis Disk . . . . .	22.95
Mailing List Cassette . . . . .	19.95
Touch Typing (2 Cass) . . . . .	19.95
Graph It (2 Cass) . . . . .	17.95
Word Processor . . . . .	119.00
Personal Finance . . . . .	64.95
Microsoft Basic . . . . .	75.00
Basketball ROM . . . . .	27.00
Super Breakout ROM . . . . .	33.00
Computer Chess ROM . . . . .	32.00
3D Tic Tac Toe ROM . . . . .	26.00
Star Raiders ROM . . . . .	37.00
Kingdom Cassette . . . . .	12.95
Blackjack Cassette . . . . .	12.95
Biorhythm Cassette . . . . .	12.95
Energy Czar Cassette . . . . .	12.95

Telink ROM . . . . .	24.00
Space Invaders ROM . . . . .	33.00
Scram . . . . .	18.95
Asteroids . . . . .	32.00
Missile Command . . . . .	32.00
Caverns of Mars Disk . . . . .	32.00
Centipede Disk . . . . .	35.00
Pac-Man . . . . .	35.00
<b>Arcade Plus</b>	
Ghost Hunter Cassette . . . . .	23.50
Ghost Hunter Disk . . . . .	27.50
<b>Datasoft</b>	
Atari Mailing List Disk . . . . .	19.95
Atari Character Generator Disk . . . . .	16.95
Text Wizard Disk . . . . .	89.95
Micropainter Album 1 Disk . . . . .	16.95
Micropainter Album 2 Disk . . . . .	16.95
Le Stick Accessory . . . . .	30.00

### On-Line Systems

HI-RES Adv #0 — Mission: Asteroid Disk . . . . .	19.95
HI-RES Adv #2 — Wiz & Princess Disk . . . . .	25.00
Roadwork Disk . . . . .	29.95
Jawbreaker Disk . . . . .	25.00
Softporn Adventure (X-rated) Disk . . . . .	25.00
The Next Step Disk . . . . .	29.95
<b>Personal Software</b>	
Visicalc Disk . . . . .	169.00
<b>FOR HOME ENTERTAINMENT SYSTEMS:</b>	
<b>Activision</b>	
Dragster Cartridge . . . . .	17.95

Boxing Cartridge . . . . .	17.95
Checkers Cartridge . . . . .	17.95
Fishing Derby Cartridge . . . . .	17.95
Skiing Cartridge . . . . .	17.95
Bridge Cartridge . . . . .	22.00
Tennis Cartridge . . . . .	17.95
Laser Blast Cartridge . . . . .	17.95
Freeway Cartridge . . . . .	17.95
Kaboom! Cartridge . . . . .	17.95
Stampede Cartridge . . . . .	17.95
Ice Hockey Cartridge . . . . .	22.00



**asap**  
computer  
products, inc.

1198 E. Willow St., Signal Hill, CA 90806

ALL PRICES SUBJECT TO CHANGE WITHOUT NOTICE. CALL FOR BEST PRICE

ASAP offers a 15-day buyer protection policy: full money-back guarantee if not totally satisfied.

**Ordering information:** name, address, phone; ship by: UPS or Mail. Shipping charge: add \$2.90 up to 1 lb. (UPS blue), U.S. Mail add \$1.50 (U.S. only) (\$25.00 minimum order).

**Terms:** We accept cash, check, money orders, Visa and Master Charge (U.S. funds only). Tax: 6% Calif. res., COD's and terms available on approval (School PO's Accepted).

Toll free outside California: (800) 421-7701. Inside California: (213) 595-6431 (714) 891-2663  
Inside Canada call ASAP Computer Products, LTD., 116 Viceroy Rd., D-12 Concord, Toronto, Ontario, Canada L4K 1A9 (416) 738-0500 (800) 268-1996



of the player (PLL).

The x-axis screen display position for players zero, one, two, and three are indicated by POKEs to PLX, PLX + 1, PLX + 2 and PLX + 3, respectively. The analogous situation is true for setting the player's y-axis coordinate (PLY, PLY + 1, ...) and the player's height (PLL, PLL + 1, ...), and for selecting the next drawing to be displayed (PDR, PDR + 1, ...).

PDR is defined on line 1085 and is used to select the next drawing to be used as the player's current display image. VBLANK PM is responsible for copying the drawing to the appropriate location in the upper 1K byte portion of the 2K byte storage block. A value in the range of one to 255 is POKEd into PDR to indicate the bottom-most line of the selected drawing. The most recent value POKEd into PLL indicates the number of bytes (the height of the player) to be copied.

### **VBLANK PM Must Announce Itself**

A value of zero POKEd into PDR signals VBLANK PM to continue to display the current image. This is why we were careful to avoid location zero when loading the first drawing. VBLANK PM sets PDR to zero automatically after it copies a drawing to the upper 1K byte display area.

Location 1771, POKEd in line 1085, is a location in VBLANK PM which must contain the memory page number of the first page in which drawings are stored. Location 1788, referenced on line 1090, is also in VBLANK PM, and must contain the page number of the beginning of the upper 1K byte current display portion. (These parameters afford even greater flexibility to VBLANK PM, features which are beyond the scope of this discussion.)

The other POKEs on line 1090 are associated with the Atari's player-missile graphics mechanism which is described in numerous other articles including our February article.

VBLANK PM is initialized on line 1100. This is the only explicit BASIC function call to VBLANK PM which is required. As a result of this call, VBLANK PM will register its intention to become a part of the vertical blank interrupt process with the operating system.

### **Inside The Main Routine**

Turning our attention to the main program, we start with line 105, which establishes the television screen background, or playfield. It is important that you always define a graphics mode (execute a graphics statement) before you initialize VBLANK PM; if you fail to follow this sage advice, you are likely to be plagued by a strange flashing vertical bar on your screen.

It doesn't matter which graphics mode is

specified since Atari players are independent of the mode. Graphics mode one is chosen to provide a text window to serve as a walkway for our strolling cowboy. Line 125 sets the y-axis position of the cowboy so he appears to walk on top of the text window. The player's height is also established on line 125.

The animation is performed by lines 135 through 205. These lines should be relatively easy to comprehend once you have a mental picture of the way in which the drawings were stored during the initialization procedure. The variable DRAW, initialized as one on line 135, selects the next drawing to be used as the current display image.

Lines 145 and 165 control the right to left motion of the cowboy by using the index variable I as the x-axis coordinate of the player. The POKE to PDR on line 185 selects the next drawing to be displayed, and the calculation on line 195 results in the selection of the drawing to be used in the next cycle when the cowboy takes his next step.

The IF statement on line 195 assures that after the fourth drawing is used, the program will cycle and begin anew with the first drawing. The FOR loop on line 205 controls the speed with which the cowboy strolls across the screen. A maximum value of 30 results in a movement which you might describe as a brisk walk. The larger the maximum value of this delay loop, the slower the pace of the player.

The cowboy will continue to walk across the screen until you stop the program. Incidentally, the program does not gracefully turn off the Atari's player-missile graphics mechanism, so you are well advised to press SYSTEM RESET to remove the undesirable residue from the screen. (POKE 53277,0 turns off the player-missile gracefully.) Be patient when the program is started, since it takes more than ten seconds for the initialization procedure.

### **Four Heads Are Better Than One**

And that's almost all there is to animation! Are you ready to tackle a little bit more challenging project? Program 2 represents enhancements to the program we've been reviewing. It uses all four players and, while it causes them to walk out of step with each other, it employs only the same four drawings.

Program 2 modifies seven lines and adds two more. The changed lines are: 125, 165, 185, 205, 1045, 1055 and 1075; lines 155 and 175 are new.

Line 1045 now includes a FOR statement to cause the drawings to be READ and POKEd in the storage area associated with the additional three players. Note also that the calculation of DRWBAS is revised to reflect the additional players. DRWBAS contains the address of the first byte of the drawing



storage area containing the first drawing for the current player. As the value of the variable, I, in the FOR loop is indexed from 0 to 3, DRWBAS will take the values 1, 257, 513 and 769. The first byte, location 0, of each storage area is skipped for the reason mentioned earlier.

A RESTORE statement is added to line 1055 which resets the DATA pointer to reread the same drawings for each player. The modification to line 1075 is simply the addition of player colors for the new players.

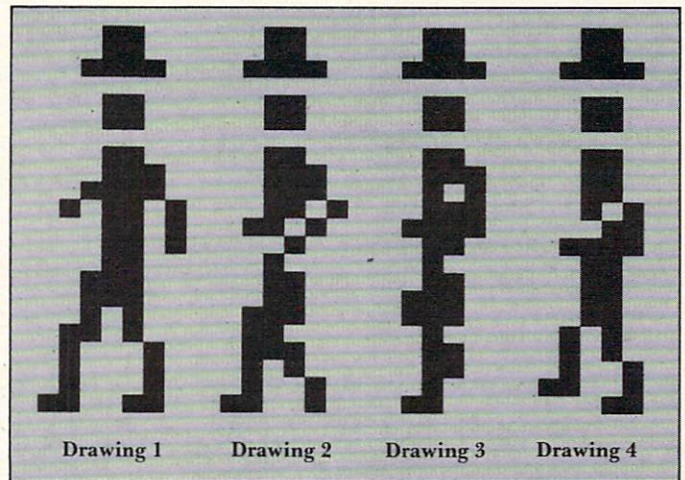
Looking at the main program, line 125 now establishes the y-axis and height for four players rather than one. Line 155 is added to cycle through the x-axis movement and picture selection for all players.

In line 165 we've added a calculation to the x-axis positioning POKE to maintain a separation between the cowboys which is equal to slightly more than the width of a single player as measured from the leftmost edge of one player to the leftmost edge of the following player.

### Still Only Four Drawings

Line 175 is added to assure that a different drawing is used as the current display image for each player. The variable DRAW continues to determine the

Figure 2.

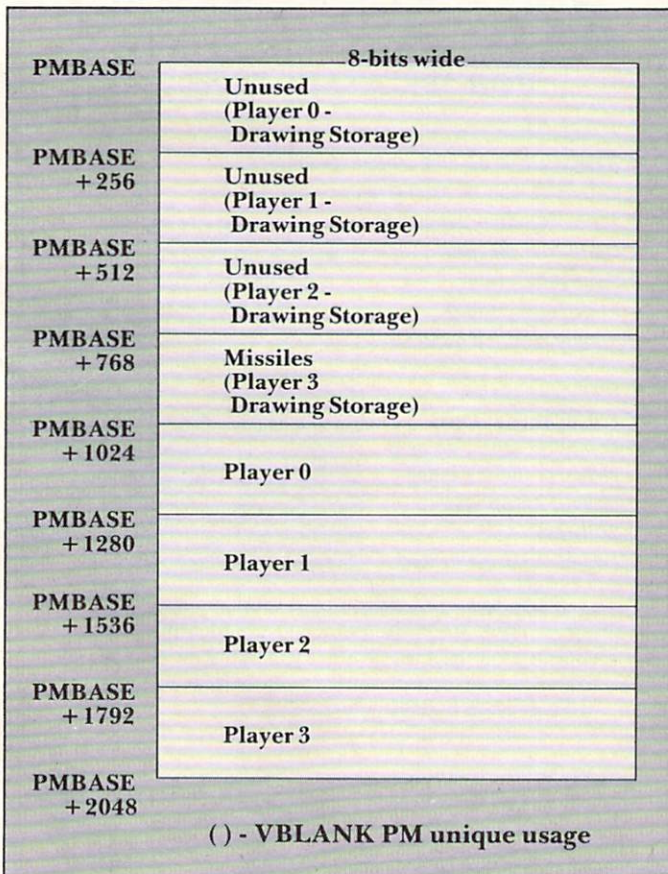


drawing to be selected for player zero. Study the statement, and you will discover that each player will be depicted by the drawing following that used for the previous player. That is, if player zero is pictured by the first drawing, then player one is illustrated by the second, player two by the third, and, finally, player three is displayed as the fourth drawing. A circular assignment is used so that the fourth drawing is followed by the first.

The delay loop is omitted from line 205 because the additional calculations needed for the added players consume sufficient time to maintain a reasonable pace for all four cowboys. You might want to experiment with a delay loop to further slow the action; better yet, consider using GET to accept a keystroke instead of employing a delaying FOR loop. The GET will allow you to step the players across the screen in order to study the animation technique.

Don't you agree that animation makes a world of difference in the use of player-missile graphics? I was fascinated when my more talented partner, Sid, gave me a half dozen lines of cryptic BASIC statements to turn into an animation tutorial. The first time I saw them execute I was mesmerized. Go ahead, type either program into your Atari; you'll be addicted too.

Figure 1.



### Program 1.

```

5 REM .... P R O G R A M(4 SPACES)O N E ....
105 GRAPHICS 1:SETCOLOR 2,1,8:SETCOLOR 4,8,4
   :POSITION 5,3:? #6;"animation":POSITION
   3,5:? #6;"demonstration"
120 GOSUB 1000:REM initialize vb routine
125 POKE PLY,169:POKE PLL,24
135 DRAW=1
145 FOR I=212 TO 10 STEP -1:REM move rt to 1
   ft horiz
165 POKE PLX,I:REM new position
185 POKE PDR,DRAW:REM new drawing
195 DRAW=DRAW+24:IF DRAW>73 THEN DRAW=1:REM
   select next drawing
    
```



```

205 FOR DELAY=1 TO 30:NEXT DELAY:NEXT I:GOTO
  145
1000 REM INITIALIZE VBLANK PM SUBR
1010 FOR I=1536 TO 1706:READ A:POKE I,A:NEXT
  I
1020 FOR I=1774 TO 1787:POKE I,0:NEXT I
1030 PM=PEEK(106)-16:PMBASE=256*PM
1040 FOR I=PMBASE+1023 TO PMBASE+2047:POKE I
  ,0:NEXT I
1045 DRWBAS=PMBASE+1
1055 FOR J=0 TO 3:REM four drawings
1065 FOR K=DRWBAS+J*24 TO DRWBAS+J*24+23:REA
  D X:POKE K,X:NEXT K:NEXT J
1075 POKE 704,12
1080 PLX=53248:PLY=1780:PLL=1784
1090 POKE 559,62:POKE 623,1:POKE 1788,PM+4:P
  OKE 53277,3:POKE 54279,PM
1095 PDR=1772:POKE 1771,PM
1100 X=USR(1696)
1110 RETURN
2000 REM vblank interrupt routine
2010 DATA 162,3,189,244,6,240,89,56,221,240,
  6,240,83,141,254,6,106,141
2020 DATA 255,6,142,253,6,24,169,0,109,253,6
  ,24,109,252,6,133,204,133
2030 DATA 206,189,240,6,133,203,173,254,6,13
  3,205,189,248,6,170,232,46,255
2040 DATA 6,144,16,168,177,203,145,205,169,0
  ,145,203,136,202,208,244,76,87
2050 DATA 6,160,0,177,203,145,205,169,0,145,
  203,200,202,208,244,174,253,6
2060 DATA 173,254,6,157,240,6,189,236,6,240,
  48,133,203,24,138,141,253,6
2070 DATA 109,235,6,133,204,24,173,253,6,109
  ,252,6,133,206,189,240,6,133
2080 DATA 205,189,248,6,170,160,0,177,203,14
  5,205,200,202,208,248,174,253,6
2090 DATA 169,0,157,236,6,202,48,3,76,2,6,76
  ,98,228,0,0,104,169
2100 DATA 7,162,6,160,0,32,92,228,96
3005 REM drawings 0, 1, 2 and 3
3015 DATA 0,12,12,30,0,12,12,0,12,14,30,45,1
  3,13,12,28,28,20,52,34,34,34,102,0
3025 DATA 0,12,12,30,0,12,12,0,12,14,14,13,2
  6,4,8,12,12,28,24,28,20,18,50,0
3035 DATA 0,12,12,30,0,12,12,0,12,14,10,14,3
  0,12,8,12,28,28,8,12,12,8,24,0
3045 DATA 0,12,12,30,0,12,12,0,12,12,12,10,6
  ,30,12,12,12,12,20,20,18,50,6,0

```

## Program 2.

*This program uses the Vertical Blank Player/Missile routine, so add lines 2000-3045 of Program 1 when you type it in.*

```

5 REM .... P R O G R A M { 4 SPACES } T W O ....
105 GRAPHICS 1:SETCOLOR 2,1,8:SETCOLOR 4,8,4
  :POSITION 5,3:? #6;"animation":POSITION
  3,5:? #6;"demonstration"
120 GOSUB 1000:REM initialize vb routine
125 FOR J=0 TO 3:POKE PLY+J,169:POKE PLL+J,2
  4:NEXT J
135 DRAW=1
145 FOR I=212 TO 10 STEP -1:REM move rt to 1
  ft horiz
155 FOR J=0 TO 3:REM four players
165 POKE PLX+J,I+J*10:REM new position, main
  tain separation
175 NXTDRW=DRAW+J*24:IF NXTDRW>73 THEN NXTDR
  W=NXTDRW-96:REM select different drawing
  for each player
185 POKE PDR+J,NXTDRW:NEXT J
195 DRAW=DRAW+24:IF DRAW>73 THEN DRAW=1:REM
  select next drawing
205 NEXT I:GOTO 145
1000 REM INITIALIZE VBLANK PM SUBR
1010 FOR I=1536 TO 1706:READ A:POKE I,A:NEXT
  I
1020 FOR I=1774 TO 1787:POKE I,0:NEXT I

```

```

1030 PM=PEEK(106)-16:PMBASE=256*PM
1040 FOR I=PMBASE+1023 TO PMBASE+2047:POKE I
  ,0:NEXT I
1045 FOR I=0 TO 3:DRWBAS=PMBASE+I*256+1:REM
  four players
1055 RESTORE 3015:FOR J=0 TO 3:REM four draw
  ings
1065 FOR K=DRWBAS+J*24 TO DRWBAS+J*24+23:REA
  D X:POKE K,X:NEXT K:NEXT J:NEXT I
1075 POKE 704,12:POKE 705,128:POKE 706,48:PO
  KE 707,192
1080 PLX=53248:PLY=1780:PLL=1784
1090 POKE 559,62:POKE 623,1:POKE 1788,PM+4:P
  OKE 53277,3:POKE 54279,PM
1095 PDR=1772:POKE 1771,PM
1100 X=USR(1696)
1110 RETURN

```

©

## Experiments in ESP And Psychokinesis with the ATARI

Ten game-like programs for the objective study of some "psychic" effects. Developed at a leading research laboratory. The text discusses the effects, the best psychological approaches, and statistical evaluation methods. Needs ATARI with 16K. Postpaid. Text with BASIC listings \$15.00. Same with listings on disk \$23.

**Mind Science Foundation**  
102 W. Rector #215, San Antonio, TX 78216.

## ASTROWARRIORS<sup>®</sup>

FOR 16K ATARI 400/800

- A fast action player vs. player game of space combat
- Realistic gravity and orbital mechanics
- Extensive use of Atari Graphics and sounds
- 100% Machine Language
- Up to four players
- Four skill levels
- Four battle modes
- Simple joystick controls

- Disk or cassette
- \$29.95 at your local computer store, or send check or money order directly to Apogee Software.
- Dealer inquiries invited



Challenge your friends or neighborhood aliens in an out-of-this-world game of skill and daring. Attack with your Photon missiles. Protect yourself with shields. Maneuver with your thrusters or enter hyperspace to avoid damage or destruction.

Add \$1.00 for shipping.  
Add 6% tax in California



Atari, Atari 400, and Atari 800 are registered trademarks of Atari, Inc.



# Royal Software



WE DEAL EXCLUSIVELY IN PRODUCTS FOR THE ATARI (THE BEST) COMPUTER

YOUR MARKETPLACE FOR:


# \* ATARI

## NIGHT RALLY



Test your driving skills to their limits. Climb into the driver's seat as you race against some of the best computer drivers in the world.

16K DISK \$31.40  
TAPE \$26.90



Descend through mazes into the Dungeons with your squadron of warriors to battle with visible and invisible monsters.

## Wizard of Wor

16K DISK ONLY  
\$35.10

## PRO-FOOTBALL



Play against the computer or another player. Over 25 offense and defense plays. The BEST football game yet.

16K  
\$26.90 TAPE  
\$31.40 DISK

## HARDWARE

800 Computer 16K	\$648
800 Computer 48K	\$757
400 Computer 16K	\$338
810 Disk Drive	\$448
850 Interface	\$178
410 Recorder	\$ 78
MX80FT+ Printer	\$636
16K Ram module	\$ 69
32K Ram module	\$109
Graphics Tablet	\$278

Trade your 400 or older 800 for the new model 800 - Call for prices

## SOFTWARE

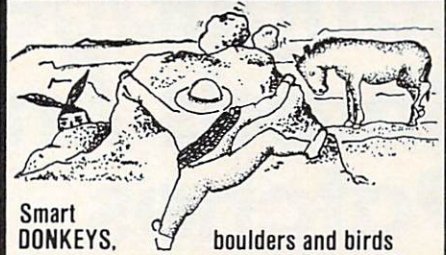
PAC MAN (cart.)	\$39.50
Centipede (cart.)	\$39.50
Microsoft Basic (D) 32K	\$79.10
Ghost Hunter (T) 16K	\$25.50
Ali Baba (D) 32K	\$28.90
Protector (T) 32K	\$22.45
Apple Panic (D) 48K	\$26.90
Threshold (D) 40K	\$33.90
GORF (D) 16K	\$35.10
Crypts of Terror (D,T) 16K	\$26.30
Text Wizard (D) 32K	\$87.90
Dodge Racer (T) 16K	\$20.20
Chicken (T) 16K	\$20.20
De Re Atari Book	\$17.90
Atari Games Book	\$13.90
Personal Finance (D) 40K	\$67.50
Zork I or II (D) 32K	\$35.90
Deluxe Invaders (D) 16K	\$31.40
Eastern Front (T,D)	\$25.40
Mousekattack (D) 32K	\$31.40
Galactic Chase (T) 16K	\$22.40
Bug Attack (T,D) 32K	\$26.90
Pacific Coast Hwy (T,D) 16K	\$26.90
Alien Swarm (T) 16K	\$26.90
Midnight Magic (D) 48K	\$31.45
Intruder (T) 16K	\$26.90
Nautilus (T,D)	\$20.20

Call or Write for

# FREE

ATARI PRODUCTS CATALOG  
with hundreds of items

## Canyon Climber



Smart DONKEYS, boulders and birds dropping rocks try to stop you from reaching the top. A real challenge. Arcade quality.

16K  
DISK \$26.90 TAPE \$22.40

## CROSSFIRE

The aliens have landed and it's your job to save the city.

(If you can!) TOP RATE GAME, ARCADE QUALITY, HI-RES Graphics & Sound.  
16K TAPE  
32K DISK  
\$26.90



## FROGGER



This is the genuine FROGGER game that



you see in the arcades. Made by the same people that made Jawbreaker (One of the top ten sellers.)

16K DISK OR TAPE  
\$31.40



TO ORDER CALL TOLL FREE 800-452-8013

FOR INFORMATION  
CALL 503-683-5361

HOW TO ORDER: Send check or money order or call our toll free number and use your Visa Card. Shipping on software is \$2.00 per order anywhere in USA. Hardware shipping call for cost. Add 3% for VISA or MC. Equipment subject to price change and availability without notice.

Store Hours  
8 am — 6 pm  
Mon. — Sat.

Royal P.O. Box 10303  
Software Eugene, Oregon 97440

Atari is Trademark of Atari Inc.



## A Monthly Column

# Machine Language: Shreds And Patches

Jim Butterfield  
Toronto

When you write a program, you expect it to be perfect. Sometimes it misses the perfection you expected, and you have to fix it.

After serious debugging you isolate the fault – or one of them, at least. Occasionally, it's a single instruction that's wrong – that LDA (Load A) should have been LDY (Load Y). You can fix it by correcting the hexadecimal Op Code and immediately go for another run. Rarely, it's code that you don't need: instead of storing zero into location 96, do nothing. Again, you fix it by overwriting. Change the unwanted Store instruction into a do-nothing NOP (No Operation) – or, more accurately, a series of NOP's – and the program is ready to go.

The annoying problem is the most common – you've left something out of the code and need to shoehorn it in somehow. You need to find empty space within your program – and there's no space there.

### Classic Correction

The classic answer to program repairs is to redo the program. If you have a symbolic assembler, this isn't hard. You add the missing instructions, call in the assembler, and a new program is generated. Unused space is closed up, new space is created as necessary, and all the branches, jumps, and calls are recalculated. It's ideal, but we don't always go that way.

Why not always reassemble? There are a

number of valid reasons.

Sometimes the owner of a small computer doesn't have an assembler; perhaps his system isn't big enough to support one. He'll be assembling by hand, or by using tiny assemblers like the one in Superman. A new assembly means a lot of work.

Even when an assembler is available, the user can perceive it as a lot of trouble to use during a debugging session. The test program must be thrown out and the assembler loaded; a new "object" program – that's a machine language program – must be created. The clincher is a paperwork problem: to reassemble and do the job right, the new program should be dated and version-numbered; and then a program listing should be generated. That's potentially a lot of paper and a lot of printing time. Yet it's needed, since the programmer will need to know where the code is located during testing.

What's the alternative? A simple procedure known as "patching" can add corrections to a program without the work of a full assembly.

### Patches

The principle of a patch is this: to add new code, you must destroy some of the old code by overwriting it with a Jump instruction. The Jump will take you to a fresh part of memory (the patch area) in which the old code will be reconstructed and the new code added. Finally, the patch program will Jump back and allow normal program execution to resume.

Let's do this with a simple example. At address hex 027A, we have the following two instructions: LDY #0:LDA #\$20 .. followed by more program. During testing we discover that we have forgotten an important step – say, printing a carriage return character (hex 0D). There obviously isn't room to insert the missing code into the program; how do we handle it?

First, we look around for a patch area. In this case, we might find that there is free memory starting at address \$0300. We know that we will want to insert a JMP \$0300 instruction – three bytes long – into our code. Since our LDY and LDA instructions are two bytes each in length, we're going to clobber both of them (which means that we'll need to rebuild them both).

OK, at location \$0300 we can code: LDA #\$0D:JSR \$FFD2 to print the carriage return. Now we must rebuild the butchered code with LDY #0:LDA #\$20 and finally return to the continuation point with JMP \$027E. The last step is to place the JMP \$0300 instruction at \$027A and activate the patch.

All this must be done in machine language, so hand assembly is necessary. It's not really hard.



Our coding at \$0300 works out to A9 0D 20 D2 FF A0 00 A9 20 4C 7E 02; and at 027A we place the code 20 00 03. Note that there's a "left-over" byte at address 027D, but that doesn't matter. Now we can take another shot at our program and see if all the problems are corrected.

One more thing: you need to make careful records of your patches. As patches are written, the memory they occupy must be marked off so that you won't try to use those locations again. The patch itself must be written out carefully — you may need it during debugging. If you find a bug in a patch, it's better not to try to "patch the patch." Just write a brand new corrected patch program somewhere else.

### Wrapping It Up

Patches are usually temporary activities during a debugging session. Testing takes place; a bug is found; a patch is written; testing resumes; more bugs, more patches, etc. Eventually, when the program behaves satisfactorily, you'll want to clean up and reassemble. The patches have done their job; they've allowed you to whip the program into running shape. Now you'll want to clean up, document, and so forth. The patches look ungainly; you'll want them out of there.

Occasionally, however, patches are left in place permanently. If a program has been released and users have come to depend on certain "entry points," it would be unwise to reassemble, which would move things around and cause problems.

### Patch Points

Certain places are easy to patch. If there's a JMP or JSR (or, for that matter, almost any three-byte instruction) at a convenient place in your code, you can quite easily slip in extra code with little dislocation.

Other code is quite difficult. The 6502 Branch instructions are relative, and will only reach 120-odd locations either way. If you tried to overwrite a Branch instruction, you might have troubles rebuilding it in your patch — it probably wouldn't reach.

Some programmers make provision for patches as they write code. Every once in a while, they throw in a group of three NOP instructions, which do nothing but provide space for hooking in a patch for correction or testing.

Most of us, however, forge ahead in the expectation that our coding will be perfect the first time around. Occasionally we're right. When we're wrong, we reach for a patch. ©

The SM-KIT is a collection of machine language firmware programming and test aids for BASIC programmers. SM-KIT is a 4K ROM (twice the normal capacity) which you simply insert in a single ROM socket on any BASIC 4 CBM/PET—either 80 column or 40 column. Includes both programming aids and disk handling commands.

**ERROR DETECTION:** the SM-KIT automatically indicates the erroneous line and statement for any BASIC program error.

**LINE NUMBERING:** the SM-KIT automatically numbers BASIC statements until you turn the function off.

**SCREEN OUTPUT:** the commands FIND, DUMP, TRACE and DIRECTORY display on the CRT while you hold the RETURN key (display pauses when the key is released). Continuous output is selected with shift-lock.

**OUTPUT CONTROL to DISK or PRINTER:** in addition to displaying on the CRT, you can direct output to either disk or printer.

**HARDCOPY:** allows screen displays to be either printed or stored on disk.

**FIND:** searches all or any part of a program for text or command strings or variable names. Either exact search or wild card search supported.

**RENUMBER:** the SM-KIT can renumber all or any part of a program. The selective renumbering allows you to move blocks of code within your program.

**VARIABLE DUMP:** displays the contents of floating point, integer, and string variables (both simple and array). Can display all variables or any selected variables.

**TRACE:** SM-KIT can trace program execution either continuously or step by step starting with any line number. Selected program variables can be displayed while tracing.

**DISK COMMANDS:** as in DOS Support (Universal Wedge), the "shorthand" versions of disk commands may be used for displaying disk directory, initializing, copying, scratching files, load and run, etc.

**LOAD:** SM-KIT can load all or part of BASIC or machine language programs. It can append to a program in memory, overwrite any part of a program, load starting with any absolute memory location, and load without changing variable pointers.

**MERGE:** allows merging all or any part of a program on disk with a program in memory. **SAVE and VERIFY:** SM-KIT provides one step program save and verification. It also allows you to save any part of a program, or any address range.

**DELETE:** allows any program segment to be deleted.

**REPEAT KEYS:** allows repeating functions if not already available on specific PET/CBM model.

## SM-KIT

for Commodore Computers

### A Programming Productivity Tool



ONLY  
\$40

A 4K ROM with both programming and disk handling aids.



Developed by (and available in Europe from) SM Softwareverbund-Microcomputer GmbH, Scherbaumstrasse 29, 8000 Munchen 83, Germany

252 Bethlehem Pike  
Colmar, PA 18915

215-822-7727

A B Computers

WRITE FOR CATALOG.

Add \$1.25 per order for shipping. We pay balance of UPS surface charges on all prepaid orders. Prices listed are on cash discount basis. Regular prices slightly higher.



# There are over 500 reasons to own this reference encyclopedia. Here's one of them.

Programming the PET/CBM

-31-

4: Effective BASIC

```

x  Input and validate item to be searched for (say, K$ = key item).
y  N1 and N2 set to current low and high record numbers
   R = INT((N1+N2)/2)
   Read the appropriate field of record no. R; say R$
   IF R$=K$ GOTO z
   IF N1=N2 THEN PRINT "RECORD NOT ON FILE"; GOTO x:REM CALCULATE NEW MID-POINT
   IF R$>K$ THEN N2=R-1: GOTO y:REM FOUND IT!
   N1=R+1: GOTO y:REM NON-EXISTENT
   :REM REVISE UPPER LIMIT DOWN
   :REM REVISE LOWER LIMIT UP
z  Continue processing the record

```

This schematic program of the binary chop search is, I hope, self-explanatory. N1 and N2 converge, sandwiching the correct value of R between them. Note that records needn't be disk-based; they could as easily be a sorted array in RAM, in which case the test line would read IF R\$(R)=K\$ GOTO z. Try out this technique before implementing a large system, generating test-data with a program, and timing the result. It may be too slow, depending on the disk system and size of file.

### 4.1.14 Sorting

Chapter 5 has a collection of routines, mostly in BASIC, with notes. The first example, the 'tournament' sort, is unlike all the others in computing individual results singly, so that results can be printed continually, before all the values are ordered. Most sorts wait until the entire batch of data has been ordered, and this can be irritating to wait for and slightly worrying, as the machine may appear to do nothing for long periods. The 'bubble' sort has achieved fame through being very slow. It operates by checking neighbouring values in the array, interchanging those which are out of sequence, and repeating this process until the sort is guaranteed, or until any pass takes place without a transposition, depending on the algorithm. That in Chapter 5 (section 5.3) has a test in line 620 which uses a 'finished' flag. The sort is assumed to be in ascending order, and after every pass another value is positioned at its correct value at the 'top' of the heap, unless, with a partly-sorted set of data, many items are simultaneously sorted. To illustrate the idea, seven figures in the left-hand column are shown sorted (in five passes)

4	7	7	7	7
7	4	6	6	6
1	6	4	5	5
3	1	5	4	4
5	3	1	3	3
2	5	3	1	2
6	2	2	2	1

required, making about  $n^2$  in all. On this basis it is often said that the bubble sort takes time proportional to the square of the number of items to be sorted. The graph at the end of SORT shows that new items, added to an already sorted array, then bubble sort together, is very fast; in fact, under these circumstances, the bubble sort is exactly related to its neighbour, which does little more than check that each item is correctly sorted on string arrays, changing the pointers where appropriate, and using the identical comparison to that of BASIC, for consistency. It does not sort the zeroth element, which can therefore be used as a title or reminder. If new items are to be sorted in, keep a number of null or blank elements at the start of the array. As the diagram illustrates, high values (e.g. 6) can rise quickly from the bottom, but low values (e.g. 1) are slow in descending. Note finally that the machine-code can be made to sort from the second, third, ... characters of the string, rather than the first, ... A demonstration BASIC routine is provided with the machine-code. Of the other sorts, the Shell-Metzner and Quicksort are well-known; the former performs many small bubble sorts on longitudinal subsets of the data; the latter compares data with a 'pivot value', putting the result into one or other 'stack' depending on the result. It may run out of space; if so, dimension the array in line 40 with a larger value. The 'scatter' sort is an attempt to mimic human sorting: a subsidiary array is used, into which data is first roughly sorted, on some a priori basis, for example with the As at the beginning, Zs at the end, and others in between. Then this array is sorted thoroughly. Its use of RAM is too great to permit the method to be very useful on micros.

Dealer inquiries are invited.

"Your book is EXCELLENT!"

JIM STRASMA,  
From a letter to the author.



# Programming The PET/CBM

by Raeto Collin West

The book described by Jim Butterfield as

**"...unquestionably the most comprehensive and accurate reference I have seen to date..."**

The Reference Encyclopedia for Commodore 2000, 3000, 4000, and 8000 series computers and peripherals.

Here's just a sample of reviewer and reader reaction:

From reviewers:

**Educational Computing Review** by Stephen Potts

"Of all the books I have read on the PET this book *Programming the PET/CBM* by Raeto West must rank as one of the most comprehensive and readable accounts on the PET that I have ever had the pleasure to see..."

"If you wish to get more from your PET than arcade games and simple teaching programs then this book is a must for your bookshelf. It does not matter whether you run on BASIC 1, BASIC 2, or BASIC 4 since all routines are supplied with addresses and changes to make them run on any machines wherever possible..."

"...this book, with its lucid explanations of the PET, its useful routines and programming hints, is an essential purchase."

**IPUG Magazine Review** (British PET User Group) by Ron Geere

"This publication represents over a year's intensive research ... and the resulting product is a valuable work of reference. A tremendous amount of useful information has been packed in this 500+ page work at which I was so over-awed that I did not know how to

start this review at first...

"This book is a must for every CBM/PET user."

From readers:

"...a book the average to advanced user cannot afford *not* to possess..."

"My copy of your *Programming the PET/CBM* has been in daily use for nearly a month and I am finding it totally addictive, suffering severe withdrawal symptoms whenever I try half-heartedly to move on to other reading matter. It is without doubt the best book on its subject available today..."

"I have recently acquired a copy of your book *Programming the PET/CBM* and must congratulate you on its concept and on packing in so much detail. It's so very much better than anything I have had up to now that it'll be my constant reference manual."

"I have received my copy of *Programming the PET/CBM* by Raeto West and I have recommended it to several of my students. This book is so valuable that I cannot now afford to be without it."

Published exclusively in North America by **COMPUTE! Books**. The book is an astonishing reference manual of useful information. Contents include this and much more:

**1 Introduction and overview:** Plan of the book, sources of information, features and chronology of CBM hardware.

**2 BASIC and how it works:** Storage of BASIC and its variables; tokens, pointers, syntax; optimising BASIC.

**3 Program and system design:** Capabilities of the equipment; charts, algorithms, space, timing.

**4 Effective programming in BASIC:** Seventeen examples, including subroutines, dates, DATA, INPUT, rounding.

**5 Alphabetic reference to BASIC keywords:** Full descriptions, with examples, of all keywords, with methods for adding additional commands not present in CBM BASIC, e.g. AUTO, DEL, OLD, POP, PRINT USING, SORT, VARPTR.

**6 Disk drives:** Descriptions of operation and workings of disk drives, with BASIC and machine-code examples; bugs.

**7 Alphabetic reference to disk BASIC commands:** BASIC 4 disk commands with examples and notes.

**8 Other peripherals and hardware:** Tape storage and handling; printers; modem; keyboard; EPROMs; reset switches.

**9 Graphics and sound:** Tables of CBM characters; CRT chip;

animation, bar plots, 80 by 50 etc.; user-port sound.

**10 The transition to machine-code:** Introductory concepts; a BASIC monitor; use of MLM, Supermon, Extramon; easy examples.

**11 More 6502 machine-code:** 6502 hardware features; eighteen common problems in programming; debugging.

**12 Alphabetic reference to 6502 opcodes:** Examples, notes, and explanations on each opcode from ADC to TYA.

**13 Using ROM routines:** IRQ, NMI, RESET; the Kernel; examples - modifying LIST; ordinary and relocating loaders.

**14 Effective 6502 programming:** Assemblers; CHRGET and wedges; PIAs, VIA, IEEE; common mistakes.

**15 Index to BASIC ROMs and RAM:** Memory map of RAM and ROM, detailing and comparing BASICS 1, 2, and 4.

**16 Mathematical programming:** Precision; equations; statistics; simulation; finance; calculus; machine-code.

**17 Programming in business and education:** Examples, applications and pitfalls in business and education.

**Appendices:** 6502 reference charts; Supermon listings; ASCII; glossary

Plus many programs, diagrams and charts. Paperback, 504 pages. ISBN 0 942386 04 3. **\$24.95.**

To Order

**Programming The PET/CBM**

Call

**TOLL FREE 800-334-0868**

**In NC Call 919-275-9809**

Or send coupon to

**COMPUTE! Books, P.O. Box 5406, Greensboro, NC 27403**

In England, order from Level Limited, P.O. Box 438, Hampstead, London, NW3 1BH. Price in England is £14.90, including P & P.

Please send \_\_\_\_\_ copy (copies) of **Programming The PET/CBM** at \$24.95 each. (In the US and Canada, add \$3.00 shipping and handling. Outside North America add \$9.00 for air mail delivery, \$3.00 for surface delivery).

All orders must be prepaid in US funds (money order, check, or charge).

Payment Enclosed

Please charge my  VISA  MasterCard  Am. Express

Account No. \_\_\_\_\_

Expires /

Name \_\_\_\_\_

Address \_\_\_\_\_

City \_\_\_\_\_

State \_\_\_\_\_

Zip \_\_\_\_\_

Country \_\_\_\_\_

Allow 4-6 weeks for delivery. Foreign surface delivery allow 2-4 months.



# Apple Manager:

## An Alphanumeric Data Manager

Robert Jacques Beck  
Minneapolis, MN

I began writing a data management program as part of a classroom assignment, but I finished it only because I had become obsessed with fitting the pieces of the puzzle together. I learned that the ideal data management system does everything under the sun and will never be invented. The data manager described in this article is designed primarily for string data, although numeric applications are possible.

It has two advantages. First, you get a listing. Second, it's written in BASIC and you get some explanation of how it works. If you find that it doesn't meet all your needs, and you don't want to modify it, you'll have some valuable knowledge if you go looking for another data manager. The program is written for the Apple – hence the name Apple Manager – but many ideas collected in it can be used elsewhere. The rest of this section is a somewhat theoretical discussion, so if you want to get into the particulars of the program just skip ahead.

Computers are great at keeping track of large masses of information. That's what data management is all about, so asking "Why do we need data managers?" is like asking "Why do we need computers?" But that is a kind of circular definition. Maybe we should ask, "What should a data manager program do?"

I like to think of data managers as two-way transportation systems between my diskettes and me or, more technically, between the storage device and the information source. To store data we must input it, but that's not enough to give us control over the contents of our data files: we might want to come back later and modify or delete something. Similarly, information retrieval is not just a matter of pulling the stuff out as fast as we can; we may be interested in one kind of information on Monday and another on Tuesday. You'll see flexibility come alive when you try the program.

### From Aardvarks to Ziggurats

Since data is stored in files, a data manager is first and foremost a file manager. You can use the same

data manager program to deal with files from Aardvarks to Ziggurats because each file will have the same general structure, even though individual components may vary. You may not think about it, but you will definitely take advantage of similarities in file structure when you write additions to a data manager or interface your files with other programs.

Just as books are made up of pages, files are made up of records. Records can be subdivided into fields, much like the sentences on a page. So we can define a record as a logical grouping of several individual data items. If each record in a file is identical (that is, if it has the same size and makeup), several records hypothetically placed adjacent to each other will look like a rectangle. A rectangular file structure is easy to program.

Another possibility is a hierarchical structure. Hierarchical files have records that are built from the same group – but not necessarily the same number – of components. Hierarchies occur naturally in many applications. Suppose you want to keep tabs on the books in your library and you want to cross-index them by one or more topics. One approach is a rectangular file with each record storing information about one book.

But there's a slight problem. You will need a field for author, another for title, and one additional field for each topic. Because you need to know how many fields to allot, you'll have to decide in advance on a reasonable maximum number of topics. On the other hand, a hierarchical file doesn't lock you into a fixed design. Imagine a hierarchy with author at the top. Titles are second in status, with each title being linked to its author's name. Topics are linked, in turn, to titles. In both cases, there is no set number of linkages.

Though this program is based on a rectangular organization, I just wanted to point out that there are alternative ways to set up data bases.

### Module Structure

The more a program does, the more likely it is to grow to an unmanageable size. One way to cope with this is to break your program into chunks called modules. The main driver (lines 91-92) prints a menu and lets you choose one of the five modules: Files, Records, Reports, Select File, or Utilities. With the exception of Select File, all of the modules are multi-functional so the first thing you see when you enter them is another menu.

Menus allow you to move away from the main drive and into the tangled depths of the program, but how do you return? Whenever Apple manager requests input, if you type CONTROL O (for Out), plus a RETURN if necessary, you'll back up one level in the program hierarchy. This is a handy escape from any operation. It's the only way you



exit from functions that don't automatically return to menu. To switch from one module to another, type CONTROL O to back up to the main menu, then select the new module.

To conserve memory, I used a lot of sub-routines and multiple statement lines. Program lines are numbered consecutively, instead of adding 10 to each line number as is usually done. There are so many GOSUBs and GOTOs that I saved about 300 bytes this way. Variable names are short and variables are used and reused whenever possible. Look at Table 1 to sort out some of the confusion.

### Diskette Data Bases

Apple Manager assumes every diskette is an independent filing system. Each diskette has one title file, which is a sequential file containing the number of data files on the diskette and their names. When the program starts up it reads the names into an array (T\$, line 89). Whenever a file name is input later on, it can be checked against this array to see if it is a valid file name for the diskette (lines 57-60). Data is kept in random access files. The data manager has to know how to relate to these files. Somebody has to tell it things like what size record to use, how many fields, what their names are, and so on. The easiest way to do it is to put the information into a file.

Rather than put it all in one file, I set up a separate file for the description of each data file. The description file is read into two arrays, one containing the names of the fields and the other containing the field lengths in characters (or bytes, since one character is stored per byte). You might want to look at the Atari Data Manager in **COMPUTE!** (November, 1981, #18) where the same concept is implemented somewhat differently. Fields are referred to as "items" by Apple Manager, so I'll use the two terms interchangeably. To summarize, each diskette has one title file, and for each data file there will be a description file.

### Files

Most of this module is pretty easy to use once you get it running. The Catalog function is simple: it lists the title file array (lines 99-100). Describe File is similar in that it prints the description file arrays (lines 101-103). Create File is a bit more complicated - here's where new file structures are born. First type in the file name, then the number of items per record. All items are alphanumeric, in other words: strings. (Numbers are stored on diskette as strings anyway, one byte per number, because that's how Apple DOS formats diskette storage.)

After you finish entering a name and length for each item, you'll fall into the file editor. Record length is the sum of the field lengths plus the number of fields (because there is a return character

after each field).

The file editor (lines 113-131) is basically a list editor. In BASIC, lists are virtually synonymous with arrays. It is the arrays holding the file description (L\$ and L%) that get manipulated here. The edit menu uses abbreviations. (Replace the pound sign [#] with an integer.) I suggest you make a few simple typographical errors to see how the program responds. This is what the abbreviations mean:

S - saves/creates a data file and a description file.

R - review. Prints the file description.

A# - add # new items to the description (i.e., A3 = add three items).

D# - delete item # (i.e., D2 = delete item number 2).

I# - insert an item into position #.

N# - change the name of item number #.

L# - change the length of item number #.

Deleting and inserting items is done by shifting both description arrays; changing a name or length is done by entering a replacement for an element of one of the two arrays.

I once read somewhere that file maintenance consists of content changes and structural changes. The record editor described below takes care of content changes. *Evolvability*, the capacity to respond to changing needs, is accomplished through the file editor. If a check (line 114: is B>0?) shows that the file has data in it, you can still edit the file structure, although the program works a little harder. First, the original description is copied into some temporary arrays (line 114 again). When you're done monkeying around and you choose the Save option, the old and new descriptions are compared (lines 129-131). Next a scratch, or temporary, file is written to meet the new specifications (line 131).

Adding new items or changing an item name presents no problem. If an item is deleted it won't be rewritten; if an item is shortened, any instance of it that's too long gets truncated from the right. After the scratch file has been successfully completed, the old file is deleted and the scratch file is renamed. Apple Manager uses scratch files in a couple of other places, namely when sorting a file or deleting records. These routines also write a new, updated file before deleting the old file. You could run into a DISK FULL error if there weren't enough room. By the way, I've chosen the unlikely name of "A control D" for the scratch file's name, so it shouldn't interfere with any of your files.

### The Other Choices

Perhaps you've asked yourself, "How does Apple Manager know when a file has data?" The method



is simple. Record zero, the first record in a random access file, stores the number of records. This number is updated whenever records are added or deleted (line 64). A newly created or emptied file (see below) is actually one record on the diskette with a 48 (the ASCII code for zero) in the first byte.

No data manager would be complete without the ability to get rid of unwanted files. Apple Manager deletes the data file and the corresponding description file and removes the file name from the title array (lines 132-134). The title array may change several times in one run. Rather than rewrite the file each time, a flag variable, F, is set. The title file on the diskette is updated (line 66) when you exit the Files module – if the flag is set (see lines 5 and 223). This is why the disk drive light may come on when you switch modules.

If you don't want to remove a file (just reuse it), then the Empty function at lines 135-136 is for you. This section deletes a data file but not its description file, and opens a new data file of the same name. The net effect is to empty a file of data while preserving the file structure. Copy creates a new data file by using an already existing description file.

A few words about limits and error handling are undoubtedly in order here. The dimension statement in line two defines the first three of these somewhat arbitrary limits, so they can be easily changed:

- 25 files per diskette.
- 50 fields per record.
- 1000 records per file.
- 115 bytes = maximum field length.
- 20 characters maximum in a file or item name.

The last two limits, as well as many errors, are avoided by checking input: line 32 (Is a number out of range?), line 35 (Has the return key been pressed without first typing something?) and line 36 (Is a string too long?), are examples. But what if you try to make the program do something illegal, such as read data that doesn't exist? ONERR is meant for just such cases, though it does have the drawback of stopping the Apple's excellent error messages.

Here's how I compromised. If there's an error in line 89 – e.g., if there's no title file because it's the first time you're using a diskette – you jump to line 90 where the error flag for the rest of the program is set. From here on in, unless your error is one of the DOS errors dealt with by lines 220 and 221, the POKE 216,0 at line 222 cancels ONERR. RESUME causes the error to recur so you get an Apple message. Control C (program

interrupt; error code = 255) is handled differently; it still works, but without the expected BREAK message.

### Using A Directory

Let's assume we've got an imaginary file defined and that data has been entered into it. Let's also assume we want to extract information about an author named Kilroy. One way to do it is to search the entire file until we find the Kilroy record. But disk access is slow and we are impatient, so let's use a directory to locate the record instead.

When a file is selected, Apple Manager opens the description file and reads it into arrays (line 67, called as a subroutine from line 94). The data file is also opened and the first field of every record is read into the array D\$ (line 94). It's faster to search this directory array than to search the file. There is a one-to-one correspondence between array elements and records (Figure 6): if *Kilroy* is the seventh array element then record seven is the record we want.

What we have done is to define the first field – in this case *author* – as the record identifier. Record IDs are used for rapid access in Delete, Print, and Change (described below). A subroutine beginning at line 43 requests the ID and searches the directory. You don't have to enter the complete ID. For instance, repeatedly typing "K" will locate, in sequence, all authors whose name begins with K.

Assuming 48K of memory, there are about 17,000 free bytes for the directory. (The exact amount depends on how much is used up by the title array, the description array, and other string variables.) If the first item is a long one, it may not be possible to have 1000 records in the file without disabling the directory. The same memory problem may arise when you sort, since the D\$ array holds the item being sorted.

You now have an outline of how the program works. We could step slowly and leisurely through the code, but I don't want to send the editors into apoplexy. The rest of this writeup is a guide to using the program. A good way to start is by creating a file or two. Then go to the Records module, enter some fictitious data, sort it, and edit it. Next try a report. Then go back to Files and change the file structure. Now generate another report to see how stored data has been affected.

Apple Manager makes a good, if rudimentary, stab at most data management functions. One omission is computed variables. This is not a short program, so I'll make copies for anyone who sends \$3, a diskette, and a stamped, self-addressed mailer to: Robert Beck, 2101 21 Ave. S., #W15, MPLS, MN 55404. To those who are typing it in, I wish a steady hand and a steadier eye. Happy data



managing:

### Records Module

ENTER (lines 147-150) – Initializes each item to an asterisk (\*) – so missing data is not a problem – then goes to the record editor (lines 8-27), which has five options:

- 1) Retype – type in a new value.
- 2) Control O – exit to menu.
- 3) Control B – back up one field in the file.
- 4) Control F – forward to next record.
- 5) RETURN – the return key must be pressed after each of the above options. Pressing the return key alone does not affect the item displayed; it moves you to the next item in the record.

Record number appears in parentheses to the left of the item name. Use Control B to back-space through a file; use RETURN to move forward through a file.

DELETE (lines 139-146) – marks records you choose to delete by placing a Control E in the first byte. When you exit this option via Control O, Apple Manager rewrites the file without marked records.

CHANGE (lines 151-158) – allows a “window” in each record to be set by selecting a starting and an ending item number. Once a starting record in the file is chosen, the record editor, which works as previously described, is called.

PRINT (lines 159-160) – prints one record at a time. This is the fastest way to retrieve a record (Figure 7).

SORT (lines 161-165) – reads the sort key (item to sort by) into the array D\$, then sorts, in either ascending or descending order, by the bubble method. It's really a tag sort because the record numbers (in S%) are also sorted. Once record numbers are properly ordered, the file is rewritten. The sort is alphanumeric, so “17” is placed before “7” and after “07”.

### Report Module

1. Retrieve (lines 169-171, 190-198) – formats the report in tabular form if the printout from one record fits on one line (Figure 8), otherwise prints one item per line. A variable number of fields can be retrieved, and in any order.

2. With Sums – same report as Retrieve, with the addition (pun intended) that a sum for each item is printed.

3. Frequencies (lines 199-204) – counts the number of times each value of an item occurs. First, sort the file by that item.

4. Case Selection (lines 172-188) – a technique that lets you retrieve information by its characteristics – you can pick out a subset of the file. All you

have to do is input selection criteria in the form of minimum and maximum item values. The values are stored in arrays (M\$ and N\$) and may be Ored together in groups of five or less. Up to five of these groups can be ANDed together:

(a1 OR b1 OR c1 OR d1 OR e1) AND ... AND (a5 OR b5 OR c5 OR d5 OR e5).

Each a1, b1, c1, etc. is of the form MIN(A) <= A = <MAX(A).

Got that? Well, here's how to work it:

- 1) Select an item by typing its number.
- 2) Select a range for that item by typing a minimum and a maximum. Pressing the return key without typing anything sets a minimum to the null string or a maximum to CHR\$(95).
- 3) Terminate a series of ORs and go on to the next AND by typing a slash (/).
- 4) Terminate the whole thing at any point, including the very beginning, by typing a period.

Note: Each record is checked against the criteria stored in arrays (lines 76-79) and ignored if it doesn't meet them (i.e., if G = 5). For an alternative, and very interesting, method of introducing changeable functions into your program, see “Algebra String – a Self-altering Program” in **COMPUTE!** (September, 1981, #16).

### Utilities Module (lines 212-218)

Upload – Each record's fields are laid down sequentially within the record. There will be null bytes at the end of the record if any item is shorter than its defined byte length. Upload removes all null bytes from a file by adding blanks where needed. The name “Upload” comes from the fact that some mainframe computers interpret null bytes as end-of-record marks; to send diskette files to them null bytes must be removed.

Download – Does the opposite of Upload.

Drive Select – Use to switch from one disk drive to another. Each diskette remains an independent data base.

```

1  REM      APPLE MANAGER      **  ROBERT JAC
   QUES BECK  **
2  D$ = CHR$(4): FOR I = 768 TO 777: RE
   AD J: POKE I,J: NEXT : DIM L$(50),
   F$(4), T$(25), L$(50), D$(1000), R$(50)
   , S$(1000), S(50), M$(25), N$(25): FOR
   I = 0 TO 4: READ F$(I): NEXT : GOTO
   88
3  VTAB 23: PRINT "PRESS RETURN TO CONT
   INUE";: CALL - 958
4  POKE - 16368,0: INPUT "->";Z$:H =
   RIGHT$(Z$,1) = CHR$(15)
5  IF E = 7 AND F = 1 AND H THEN GOSUB
   66
6  IF H THEN POP : CALL 768: ON E GOTO

```



```

96,104,166,212,137,152,91,115,144,
156,172
7 Z = VAL (Z$): RETURN
8 FOR Y = 0 TO K
9 VTAB 19: HTAB 1: PRINT " (R" I )" SPC
  ( 2)Y". "L$(Y)": PRINT : PRINT R
  $(Y)
10 HTAB 1: VTAB 21: INPUT " "; Z$: IF Z$

```

```

= "" THEN 15
11 IF Z$ = CHR$( 2) THEN 23
12 IF Z$ = CHR$( 6) OR Z$ = CHR$( 15
  ) THEN X = ASC (Z$): GOTO 18
13 L = L$(Y): VTAB 17: GOSUB 36: IF D T
  HEN 10
14 R$(Y) = Z$: VTAB 18: CALL - 868
15 GOSUB 27: NEXT Y
16 Q = I: GOSUB 48: D$(I) = R$(1): IF X
  = 15 THEN GOSUB 64: CALL 768: GOTO
  137
17 RETURN
18 IF V = 6 THEN 16
19 H = Y = 1 AND I = B + 1 AND R$(1) =
  "*" : IF H AND X = 6 THEN 10
20 IF H AND X = 15 THEN GOSUB 64: CALL
  768: GOTO 137
21 IF X = 15 THEN B = B + 1
22 GOSUB 27: GOTO 16
23 IF I = 1 AND Y < 2 THEN VTAB 21: PR
  INT R$(Y): GOTO 10
24 IF Y > 1 THEN GOSUB 27: Y = Y - 1:
  GOTO 9
25 Q = I: GOSUB 48: D$(I) = R$(1): I = I -
  - 1: IF V = 5 THEN GOSUB 27: Y = K:
  GOSUB 47: GOTO 9
26 VTAB 6: CALL - 958: PRINT "*" ID= "D
  $(I): POKE 34, PEEK (37) + 1: Y = K:
  GOSUB 47: GOTO 9
27 HTAB 1: VTAB 21: PRINT R$(Y): FOR E
  = 1 TO LEN (R$(Y)) / 40 + 4: CALL
  - 912: NEXT : RETURN
28 PRINT "*** WHICH?"; POKE - 16368,0:
  GET Z$: IF Z$ < > CHR$( 15) THEN
  Z = VAL (Z$): RETURN
29 H = 1: GOTO 5
30 C = A
31 GOSUB 4
32 IF Z < 1 OR Z > C OR INT (Z) < > Z
  OR ( VAL ( RIGHT$( Z$,1)) = 0 AND
  RIGHT$( Z$,1) < > "0") THEN PRINT
  "TYPE AN INTEGER FROM 1 TO "C"; W
  = 1: GOTO 1
33 RETURN
34 GOSUB 4
35 D = 0: IF Z$ = "" THEN PRINT : PRINT
  "TYPE SOMETHING BEFORE PRESSING
  RETURN!": D = 1: RETURN
36 D = 0: IF LEN (Z$) > L THEN PRINT :
  PRINT "THAT IS TOO LONG, TRY AG
  AIN": D = 1
37 RETURN
38 I = VAL ( MID$( Z$,2)): IF ( I > A)
  THEN PRINT "NUMBER OUT OF RANGE-
  START OVER!": POP : GOTO 116
39 I = VAL ( MID$( Z$,2)): IF I = 0 OR
  ( VAL ( RIGHT$( Z$,1)) = 0 AND R
  IGH$( Z$,1) < > "0") THEN PRINT
  "TYPO, TRY AGAIN!": POP : GOTO
  116
40 RETURN
41 PRINT : PRINT "NAME OF ITEM "I"?";
  GOSUB 34: L$(I) = Z$: IF D = 1 TH
  EN 41
42 PRINT "ITEM LENGTH?"; C = 115: GOSUB
  31: L$(I) = Z: R = + Z + 1: RETURN
43 PRINT : L = 115: PRINT "RECORD ID?";

```

Table : Partial list of variables.

Name	Description
A\$	File name.
D\$	Control D (DOS commands).
D\$(1000)	Directory and sort array.
F\$(4)	Option titles (Records).
L\$(50)	Item (field) names.
L%(50)	Item lengths.
M\$(25)	Minima of criteria (Report).
N\$(25)	Maxima of criteria (Report).
R\$	Current value of item being counted (frequencies).
R\$(50)	Fields of current record.
S(50)	Item sums (Report).
S%(1000)	Sort array (holds record numbers).
S%(1-50)	Item numbers being reported.
S%(200-250)	Criteria item numbers (Report).
S%(400-450)	Spaces allotted to an item in report printout.
Z\$	Input.
A	Number of fields per record.
B	Number of records.
C	Maximum permissible value. Frequency count of an item (frequencies).
D	Input error flag. Number of lines on screen.
E	Module flag.
F	Title file update flag.
G	Option flag (Files). G <> 5 if record meets criteria (Report). Total sum (Report).
H	Control 0 flag.
I,J,K,Q	Temporary indices.
K	Ending item number (edit window).
L	String or item length.
N	Number of files.
O	Starting item number (edit window). Number of criteria (Report).
P	P = 1 if file name is in title file. Number of dashes to print.
Q	Record number. Larger of item length and length of item name (Line 74).
R	Record length.
S	Option selected (Report).
V	Drive number. Number of printer columns (Report).
W	Slot number.
X	Number of spaces needed for tabular report. First record to edit (Records).
Y	Number of items being reported. Item number being counted (frequencies).
Z	Error code. Numeric value of input.



```

      GOSUB 34:U = I:J = LEN (Z$): IF
      D = 1 THEN 43
44 IF U = B THEN U = 0
45 FOR I = U + 1 TO B: IF LEFT$(D$(I)
      ,J) < > Z$ THEN NEXT: IF U > 0
      THEN U = 0: GOTO 45
46 IF I > B THEN PRINT: PRINT "ID NOT
      FOUND, TRY ANOTHER!": GOTO 43
47 PRINT D$"READ"A$,R"I: FOR J = 1 TO
      A: INPUT R$(J): NEXT: PRINT D$:
      RETURN
48 PRINT D$"WRITE"A$,R"Q: FOR J = 1 TO
      A: PRINT R$(J): NEXT: PRINT D$:
      RETURN
49 PRINT D$"WRITEA"D$,R"Q: FOR J = 1 T
      O A: PRINT R$(J): NEXT: PRINT
      D$: RETURN
50 IF W = 0 AND D / 15 < > INT (D / 15
      ) THEN PRINT: PRINT: GOSUB 3:
      VTAB 23: HTAB 1: CALL - 868
51 RETURN
52 PRINT
53 D = D + 1: IF W = 0 AND D / 15 = INT
      (D / 15) THEN PRINT: PRINT: P
      RINT: GOSUB 3: VTAB 21: HTAB 1:
      CALL - 958
54 RETURN
55 PRINT L$(Q): "R$(Q): FOR J = 1 TO
      INT (( LEN (L$(Q) + R$(Q))) / 4
      0) + 1: GOSUB 53: NEXT: RETURN
56 M$ = D$(J): D$(J) = D$(J - 1): D$(J - 1
      ) = M$: K = S%(J): S%(J) = S%(J -
      1): S%(J - 1) = K: K = 1: RETURN
57 PRINT: PRINT "FILE NAME?": L = 20:
      GOSUB 34: IF D = 1 THEN 57
58 A$ = Z$: FOR I = 1 TO N: IF Z$ = T$(I)
      THEN P = 1: RETURN
59 NEXT: P = 0: IF G < 2 THEN PRINT:
      PRINT Z$" ISN'T IN THE TITLE": P
      RINT "FILE, TRY AGAIN.": GOSUB 3
60 RETURN
61 GOSUB 63: IF B > 0 THEN PRINT: P
      RINT "FILE "Z$" HAS DATA -": IF
      P < 3 THEN POP: GOSUB 3: GOTO
      96
62 RETURN
63 GOSUB 65: PRINT D$"READ"A$,R0": IN
      PUT B: PRINT D$: RETURN
64 GOSUB 65: PRINT D$"WRITE"A$,R0": P
      RINT B: PRINT D$: RETURN
65 PRINT: PRINT D$"OPEN"A$,L"R: RETU
      RN
66 PRINT: PRINT D$"OPEN TITLE FILE":
      PRINT D$"WRITE TITLE FILE": PRI
      NT N: FOR I = 1 TO N: PRINT T$(
      I): NEXT: PRINT D$"CLOSETITLE
      FILE": F = 0: RETURN
67 PRINT D$"OPENDES "A$: PRINT D$"READ
      DES "A$: INPUT A,R: FOR I = 1 T
      O A: INPUT L$(I),L%(I): NEXT:
      PRINT D$"CLOSE": RETURN
68 HOME: PRINT "FILE NAME: "A$: PRINT
      : PRINT A" ITEMS PER RECORD": P
      RINT: PRINT "RECORD LENGTH: "R
69 PRINT: PRINT "#" SPC( 6)"ITEM" SPC
      ( 20)"LENGTH": P = 40: GOSUB 82:
      PRINT: RETURN
70 GOSUB 68: FOR I = 1 TO A: PRINT I"."
      SPC( 6 - LEN ( STR$( I)))L$(I)
      SPC( 26 - LEN (L$(I)))L%(I): P
      RINT: IF (I - 6) / 8 = INT ((
      I - 6) / 8) AND (I < > A) AND W
      = 0 THEN GOSUB 3: HOME: GOSUB
      69
71 NEXT: PRINT D$"PR#0": RETURN
72 FOR W = U TO O * 5: M$(W) = CHR$( (
      95): S%(200 + W) = 0: NEXT: RET
      URN
73 VTAB 23 - C: CALL - 958: PRINT: R
      ETURN
74 J = S%(I): Q = L%(J): IF LEN (L$(J))
      > L%(J) THEN Q = LEN (L$(J))
75 X = Q + X + 2: S%(400 + I) = Q: RETURN
76 G = 0: GOSUB 47: IF O = 0 THEN RETU
      RN
77 FOR K = 1 TO O: G = 0: FOR J = 1 TO
      5: U = (K - 1) * 5 + J: Q = S%(20
      0 + U): IF R$(Q) < M$(U) OR R$(
      Q) > N$(U) THEN G = G + 1
78 NEXT: IF G = 5 THEN RETURN
79 NEXT: RETURN
80 PRINT: PRINT "SEND PRINTOUT TO SLO
      T NUMBER?": P = 12: GOSUB 82: PR
      INT "DEFAULT = TV": GOSUB 82: V
      TAB PEEK (37) - 3: HTAB 30: G
      OSUB 4: W = Z: CALL - 958: RETU
      RN
81 PRINT D$"PR#"W: RETURN
82 FOR J = 1 TO P: PRINT "-";: NEXT:
      PRINT: RETURN
83 HOME: VTAB 2: PRINT TAB( 13)F$(Z
      - 1)" RECORDS"
84 VTAB 4: PRINT "FILE NAME: "A$: POKE
      34,5: VTAB 7: RETURN
85 IF B = 0 THEN RETURN
86 FOR J = 1 TO V: IF L$(I) < > D$(J)
      THEN NEXT: RETURN
87 D$(J) = Z$: RETURN
88 V = 1: ONERR GOTO 90
89 PRINT D$"OPENTITLE FILE,D"V: PRINT
      D$"READTITLE FILE": INPUT N: IF
      N > 0 THEN FOR I = 1 TO N: INP
      UT T$(I): NEXT
90 PRINT D$"CLOSE": ONERR GOTO 219
91 TEXT: HOME: VTAB 2: PRINT SPC( 1
      0) APPLE MANAGER ": VTAB 7:
      HTAB 3: PRINT "1 FILES" SPC( 1
      2)"4 REPORTS": PRINT: HTAB 3:
      PRINT "2 SELECT FILE" SPC( 6)"
      5 UTILITIES": PRINT: HTAB 3: P
      RINT "3 RECORDS" SPC( 10)"6 QU
      IT"
92 E = 7: VTAB 20: GOSUB 28: ON Z GOTO
      96,93,137,166,212,223: PRINT:
      PRINT "YOU CAN'T CHOOSE THAT! T
      RY AGAIN": GOTO 92
93 O = 1: E = 7: HOME: VTAB 4: G = 0: PR
      INT TAB( 11)"-- SELECT A FILE
      --": VTAB 6: GOSUB 57: IF P = 0
      THEN 93
94 GOSUB 67: GOSUB 63: IF B > 0 THEN F
      OR I = 1 TO B: PRINT D$"READ"A$
      ,R"I: INPUT D$(I): NEXT: PRIN

```



```

T D$
95 GOTO 91
96 O = 2:L = 20:G = 0:P = 0: HOME : VTA
B 2:E = 7: PRINT SPC( 13)" <<
FILES >>": VTAB 6: PRINT : PRI
NT "1 CATALOG" SPC( 10)"5 EDIT
DESCRIPTION": PRINT : PRINT "2
DESCRIBE FILE" SPC( 4)"6 EMPTY
FILE": PRINT : PRINT "3 CREATE
FILE" SPC( 6)"7 COPY DESCRIPTI
ON"
97 PRINT : PRINT "4 DELETE FILE" SPC(
6)"8 QUIT"
98 VTAB 22: GOSUB 28:E = 1: ON Z GOTO
99,101,104,132,113,135,106,223:
FLASH : PRINT : PRINT "TYPE A N
UMBER FROM 1 TO 8": NORMAL : GO
TO 98
99 HOME : PRINT TAB( 9)"CATALOG OF DA
TA FILES": PRINT :D = 0:W = 0:
IF N = 0 THEN GOSUB 3: GOTO 96
100 FOR I = 1 TO N: PRINT T$(I): GOSUB
53: NEXT : GOSUB 50: GOTO 96
101 HOME : PRINT TAB( 9)"** DESCRIBE
FILE **": PRINT : GOSUB 57: IF
P = 0 THEN 101
102 GOSUB 67: GOSUB 63: GOSUB 80: GOSU
B 81: GOSUB 70: IF W = 0 THEN
GOSUB 3
103 GOTO 96
104 E = 1: HOME : PRINT TAB( 7)"** CRE
ATE A NEW FILE **": PRINT :G =
2: GOSUB 57: IF P = 1 THEN GOS
UB 67: GOSUB 61
105 PRINT "NUMBER OF ITEMS PER RECORD?"
;:C = 50: GOSUB 31:A = Z:R = 0
: FOR I = 1 TO A: GOSUB 41: NEX
T :B = 0: GOTO 115
106 HOME : PRINT TAB( 18)"COPY": PRIN
T : PRINT "OLD";: GOSUB 57: IF
P = 0 THEN 106
107 GOSUB 67: PRINT :G = 7:B = 0: PRIN
T "NEW";: GOSUB 57: IF P = 1 TH
EN GOSUB 61
108 IF B > 0 THEN 129
109 VTAB 24: FLASH : PRINT "CREATING F
ILE "A$: NORMAL
110 PRINT D$"OPENDES "A$: PRINT D$"DEL
ETEDES "A$: PRINT D$"OPENDES "A
$: PRINT D$"WRITETEDS "A$: PRINT
A: PRINT R: FOR I = 1 TO A : PR
INT L$(I): PRINT L%(I): NEXT :
PRINT D$"CLOSE"
111 FOR I = 1 TO N: IF A$ < > T$(I) TH
EN NEXT :N = N + 1:T$(N) = A$
:F = 1
112 GOSUB 64: GOTO 96
113 G = 1: HOME : PRINT TAB( 10)"## ED
IT DESCRIPTION ##": GOSUB 57: I
F P = 0 THEN 113
114 GOSUB 67:P = 3: GOSUB 61: PRINT :
IF B > 0 THEN FOR I = 1 TO A:D$(
I) = L$(I):S$(I) = L%(I): NEXT
115 R$ = "SRADINL":P = 39: GOSUB 82: PR
INT TAB( 3)"SAVE, REVIEW, ADD,
DELETE, INSERT,": PRINT TAB( 3
) "CHANGE NAME, OR CHANGE LENGTH
....."
116 E=G: PRINT "(S, R, A#, D#, I#, N#,
OR L#)":: GOSUB 4:E = 8:I = 1
117 IF LEFT$( Z$,1) = MID$( R$,I,1)
OR I > 7 THEN 119
118 I = I + 1: GOTO 117
119 ON I GOTO 108,120,121,123,126,127,
128: FLASH : VTAB 23: PRINT "HE
Y!";: NORMAL : GOTO 116
120 GOSUB 70: GOTO 116
121 GOSUB 39: PRINT : PRINT "ADD "I" I
TEMS":Y = A + I: IF Y > 50 THE
N PRINT "YOU CAN'T HAVE MORE T
HAN 50 ITEMS!": GOTO 116
122 FOR I = A + 1 TO Y: GOSUB 41:A = I
: NEXT : GOTO 116
123 GOSUB 38: PRINT : PRINT "D
ELETE: "L$(I) TAB( 28)"LENGTH:
"L%(I):R =R - L%(I) - 1: IF (I
= A) THEN 125
124 FOR J = I TO A - 1:L$(J) = L$(J +
1):L%(J) = L%(J + 1): NEXT
125 A = A - 1: GOTO 116
126 GOSUB 38:M$ = L$(I):Y = L%(I): GOS
UB 41:A = A + 1: FOR J = A TO I
+ 2 STEP -1:L$(J) = L$(J - 1):
L%(J) = L%(J - 1): NEXT : L$(I
+ 1) = M$:L%(I + 1) = Y: GOTO 1
16
127 GOSUB 38: PRINT "OLD NAME: "L$(I):
PRINT : PRINT "NEW NAME?";: GOS
UB 34: GOSUB 85:L$(I) = Z$: GOT
O 116
128 GOSUB 38: PRINT L$(I)" >>> LENG
TH IS "L%(I): PRINT : PRINT "NEW
LENGTH?";:C = 115: GOSUB 31:R =
R - L%(I) + Z:L%(I) = Z: GOTO 1
16
129 HOME : FLASH : PRINT "REWRITING":
NORMAL : FOR I = 1 TO A:S%(100
+ I) = 0: FOR J = 1 TO V: IF D$(
J) = L$(I) THEN S%(100 + I) =
J: GOTO 131
130 NEXT J
131 NEXT I:D$(0) = "*": PRINT D$"OPENA
"D$",L"R: FOR Q = 1 TO B: PRINT
D$"READ"A$,R"Q: FOR J = 1 TO V
: INPUT D$(J): NEXT : FOR J = 1
TO A:R$(J) = LEFT$( D$(S%(100
+ J)),L%(J)): NEXT : GOSUB 49:
NEXT : PRINT D$"DELETE"A$: PRIN
T D$"RENAMEA"D$", "A$: GOTO 110
132 HOME : PRINT : PRINT TAB( 9);: FL
ASH : PRINT "###";: NORMAL : PR
INT " DELETE FILE ";: FLASH :
PRINT "###": NORMAL : VTAB 8: G
OSUB 57: IF P = 0 THEN 132
133 IF I < > N THEN FOR J = I TO N -
1:T$(J) = T$(J + 1): NEXT
134 PRINT D$"OPEN"A$: PRINT D$"DELETE"
A$: PRINT D$"OPENDES "A$: PRINT
D$"DELETEDES "A$:F = 1:N = N -
1: GOTO 96
135 HOME : PRINT : PRINT TAB( 10)"EMP
TY A FILE": GOSUB 57: IF P = 0

```



```

      THEN 135
136 PRINT D$"OPEN"A$: PRINT D$"DELETE"
    A$: GOSUB 67:B = 0: GOSUB 64: G
    OTO 96
137 PRINT : PRINT D$"PR#0": TEXT : HOM
    E : VTAB 2:E = 7: PRINT SPC( 1
    1)"<<<< RECORDS >>>": VTAB 8:
    PRINT "1 ENTER RECORDS" SPC( 6)
    "4 PRINT RECORDS": PRINT : PRIN
    T "2 DELETE RECORDS" SPC( 5)"5
    SORT": PRINT : PRINT "3 CHANGE
    RECORDS" SPC( 5)"6 QUIT"
138 VTAB 22: GOSUB 28: PRINT :E =5: ON
    Z GOTO 147,139,151,159,161,223:
    FLASH : PRINT : "TYPE A NUMBER
    FROM 1 TO 6!": NORMAL : GOTO 138
139 E = 9: GOSUB 83:I = 0
140 GOSUB 43: PRINT : PRINT "DELETED:
    "": FOR J = 1 TO A: PRINT R$(J)
    " "": NEXT : PRINT : PRINT "IS
    THIS WHAT YOU WANT DELETED?"
141 PRINT "(Y OR N)";: GOSUB 4: IF Z$
    = "Y" THEN PRINT D$"WRITE"A$",
    R"I: PRINT CHR$( 5): PRINT D$:
    GOTO 140
142 IF Z$ = "N" THEN 140
143 FLASH : PRINT "HEY!";: NORMAL : GO
    TO 141
144 HOME : HTAB 12: FLASH : PRINT "REW
    RITING": NORMAL : PRINT D$"OPEN
    A"D$,L"R:K = B:B = 0: FOR I =
    1 TO K: GOSUB 47: IF LEFT$(R$(
    1),1) < > CHR$( 5) THEN B = B
    + 1:Q = B: GOSUB 49:D$(B) = R$(
    1)
145 NEXT
146 PRINT D$"DELETE"A$: PRINT D$"RENAM
    EA"D$, "A$: GOSUB 64: GOTO 137
147 GOSUB 83
148 V = 5:0 = 1:K = A: FOR I = 1 TO A:R
    $(I) = "*": NEXT : I = B + 1
149 GOSUB 8: IF I < B + 1 THEN I = I +
    1: GOSUB 47: GOTO 149
150 B = B + 1: GOTO 148
151 GOSUB 83
152 E = 5: PRINT : PRINT "STARTING ITEM
    NUMBER? (DEFAULT= 2)";: GOSUB 4
    :E = 6: IF Z$ = "" THEN O = 2:
    GOTO 154
153 C = A: GOSUB 32:O = Z
154 PRINT - PRINT "ENDING ITEM NUMBER?
    " : PRINT "(DEFAULT= LAST ONE)";
    : GOSUB 4: IF Z$ = "" THEN K =
    A: GOTO 156
155 K = Z:C = A: GOSUB 32: IF K <
    O THEN PRINT : PRINT "THE LAST
    ITEM NUMBER MUST BE AT LEAST "O
    : GOTO 154
156 E = 6: PRINT : PRINT "STARTING ID?
    (DEFAULT= FIRST ONE)";: GOSUB 4
    :E = 10: IF Z$ = "" THEN X = 1:
    GOTO 158
157 J = LEN (Z$): FOR X = 1 TO B: IF L
    EFT$( D$(X),J) < > Z$ THEN NEX
    T : PRINT : PRINT "ID NOT FOUND
    , TRY ANOTHER!": GOTO 156
158 V = 6: FOR I = X TO B: GOSUB 47: VT
    AB 6: CALL - 958: PRINT "*ID=
    "D$(I): POKE 34, PEEK (37) + 1:
    GOSUB 8: NEXT I: GOSUB 64: GOTO
    137
159 GOSUB 83: GOSUB 80:I = 0
160 PRINT D$"PR#0": GOSUB 43: GOSUB 81
    : PRINT : PRINT :Z =0:D =0: FOR
    Q = 1 TO A: GOSUB 55: NEXT : GO
    TO 160
161 GOSUB 83: PRINT "NUMBER OF ITEM TO
    SORT BY?";: GOSUB 30: PRINT : P
    RINT "I WILL SORT BY "L$(Z): PR
    INT :V = Z - 1: PRINT : PRINT "
    ASCENDING (1)": PRINT "OR DESCE
    NDING (2) ORDER?";:C = 2: GOSUB
    31
162 HOME : FLASH : PRINT "SORTING": NO
    RMAL : FOR I = 1 TO B:S$(I) = I
    : PRINT D$"READ"A$,R"I: PRINT
    D$"POSITION"A$,R"V: PRINT D$"R
    EAD"A$: INPUT D$(I): NEXT : FOR
    I = B TO 2 STEP - 1:K = 0: FOR
    J = 2 TO I: IF Z = 1 AND D$(J -
    1) > D$(J) THEN GOSUB 56
163 IF Z = 2 AND D$(J) > D$(J - 1) THE
    N GOSUB 56
164 NEXT : IF K THEN NEXT
165 PRINT D$"OPENA"D$,L"R: FOR Q = 1
    TO B:I = S$(Q): GOSUB 47: GOSUB
    49:D$(Q) = R$(1): NEXT : GOTO 1
    46
166 PRINT : PRINT D$"PR#0": TEXT :E =
    7: HOME : HTAB 15: PRINT "+ REP
    ORTS+": GOSUB 84: PRINT : HTAB
    9: PRINT "1 RETRIEVE": PRINT :
    HTAB 9: PRINT "2 WITH SUMS": P
    RINT : HTAB 9: PRINT "3 FREQUE
    NCIES": PRINT : HTAB 9: PRINT "
    4 QUIT"
167 VTAB 21: GOSUB 28:C = 4: PRINT : G
    OSUB 32:S = Z: IF Z = 4 THEN 22
    3
168 HOME :E = 3: IF Z = 3 THEN 199
169 X = 0: PRINT "REPORT TITLE?";: GOSU
    B 4:M$ =Z$: PRINT "HOW MANY ITE
    MS TO PRINT?": PRINT "(DEFAULT
    = ALL)";: GOSUB 4: IF Z$ < > ""
    THEN 171
170 Y = A: FOR I = 1 TO Y:S$(I) = I:S(I
    ) = 0: GOSUB 74: NEXT : GOTO 172
171 C = A: GOSUB 32:Y = Z: PRINT "TYPE I
    N ITEM NUMBERS ONE AT A TIME.":
    PRINT : FOR I = 1 TO Y: CALL -
    868: PRINT SPC( 16)"<-";: HTAB
    13:F = PEEK (37): GOSUB 30: VT
    AB F + 1: HTAB 1: CALL - 868:
    HTAB 7: PRINT L$(Z):S(I) = 0:S$(
    I) = Z: GOSUB 74: NEXT
172 P = 40: GOSUB 82: HTAB 13: PRINT "S
    ELECT CASES":E = 3: PRINT : PRI
    NT "TYPE AN ITEM NUMBER,THEN IT
    S MINIMUM ANDMAXIMUM VALUES (IN
    THAT ORDER!). PRESS RETURN AFT
    ER EACH ONE.": PRINT : PRINT "
    TYPE A SLASH (/) TO SKIP THE 'O

```



```

R'."
173 PRINT "TO IGNORE A MINIMUM OR A MA
XIMUM, MERELYPRESS RETURN.": PR
INT : PRINT "TO FINISH, TYPE A
PERIOD (.), THEN PRESS RETURN.
":E = 3:O = 0: PRINT
174 O = O + 1: PRINT : FOR K = 1 TO 5:U
= (O - 1) * 5 + K: PRINT O"." S
PC( 3)"ITEM NUMBER?";: GOSUB 4:
E = 11: IF Z$ = "." THEN C = 2:
ON K GOTO 186: GOSUB 73: GOTO 1
88
175 IF Z$ = "/" AND K > 1 THEN C = 3:
GOSUB 73: GOSUB 72: GOTO 184
176 C = A:W = 0: GOSUB 32:S%(200 + U) =
Z:L = L%(Z): VTAB 23 - W: HTAB
5: CALL - 958: PRINT "*** "L$(Z)
177 PRINT TAB( 7)"MINIMUM?";: GOSUB 4
: GOSUB 36: IF D = 1 THEN PRIN
T : GOTO 177
178 M$(U) = Z$: IF Z$ = "." THEN C = 3
: ON K GOTO 186: GOSUB 73: GOTO
188
179 PRINT TAB( 7)"MAXIMUM?";: GOSUB 4
: GOSUB 36: IF D = 1 THEN PRINT
: GOTO 179
180 N$(U) = Z$: IF Z$ = "" OR Z$ = "."
THEN N$(U) = CHR$( 95)
181 IF Z$ = "." THEN U = U + 1: ON K G
OTO 188,188,188,188,189
182 IF K < 5 THEN PRINT : PRINT TAB( 8
)"- OR -": PRINT
183 NEXT
184 IF O < 5 THEN PRINT : PRINT TAB( 8
)" + AND +": GOTO 174
185 IF O = 5 THEN 189
186 O = O - 1: IF O = 0 THEN C = 1
187 GOSUB 73: GOTO 189
188 GOSUB 72
189 IF S = 3 THEN 200
190 GOSUB 80:V = 40: IF W > 0 THEN PRI
NT "HOW MANY COLUMNS PER LINE?"
;: GOSUB 4:V = Z
191 GOSUB 81: PRINT : PRINT : PRINT :
PRINT SPC( 10)M$: PRINT: PRINT
:PRINT :D = 0:I = 0: IF X < V T
HEN P = X: FOR J = 1 TO Y: PRIN
T L$(S%(J)) SPC( 2 + S%(400 + J
) - LEN( L$(S%(J))))): NEXT :
PRINT : GOSUB 82
192 I = I + 1: GOSUB 76: IF G = 5 THEN
195
193 IF X < V THEN FOR K = 1 TO Y:Q =
S%(K): PRINT R$(Q); SPC( 2 + S%
(400 + K) - LEN( R$(Q))):S(K)
= S(K) + VAL( R$(Q)): NEXT : GOS
UB 52: GOTO 195
194 GOSUB 52: GOSUB 52: GOSUB 52: FOR
K = 1 TO Y:Q = S%(K): GOSUB 55:
S(K) = S(K) + VAL( R$(Q)): NEXT
195 IF I < B THEN 192
196 IF X < V AND S = 2 THEN GOSUB 82:
GOSUB 53: GOSUB 52: FOR K = 1 T
O Y:G = INT( S(K) * 100 + .5) /
100: PRINT G; SPC( S%(40 0 + K
) + 2 - LEN( STR$( G))): NEXT
: GOSUB 52: GOTO 205
197 IF S = 2 THEN GOSUB 52: GOSUB 52:
GOSUB 52: PRINT SPC( 10)"SUMS:"
: GOSUB 53:GOSUB 52: GOSUB 52:
FOR K = 1 TO Y:Q = S%(K) : PRIN
T L$(Q)": " INT( S(K) * 100 + .
5) / 100: GOSUB 53: NEXT : GOTO
205
198 GOTO 205
199 PRINT : PRINT "ITEM TO COUNT?";: G
OSUB 30:Y = Z: PRINT : PRINT A$
" MUST BE SORTED": PRINT "BY ";
: FLASH : PRINT L$(Y): NORMAL :
GOTO 172
200 GOSUB 80: GOSUB 81:R$ = "" :D = 0:C
= 0:S%(I) = Y:X = 0: GOSUB 74:X
= X + 5:P = X + 6: IF W = 0 THE
N P = 40
201 PRINT : PRINT : PRINT L$(Y) SPC( X
- 3 - LEN( L$(Y)))"FREQUENCY":
GOSUB 82: PRINT: FOR I = 1 TO B
: GOSUB 76: IF G = 5 THEN 204
202 IF R$(Y) < > R$ AND I < > 1 THEN P
RINT R$ SPC( X - LEN( R$))C:R$
= R$(Y): GOSUB 53:C = 1: GOTO
204
203 C = C + 1: IF I = 1 THEN R$ = R$(Y)
204 NEXT : PRINT R$ SPC( X - LEN( R$))
C: GOSUB 53
205 GOSUB 50: IF O < 1 THEN 166
206 PRINT : PRINT : PRINT : FOR Q = 1
TO 30: PRINT "*";: NEXT : PRINT
: PRINT "THESE CRITERIA WERE US
ED": PRINT : PRINT :I = 0
207 I = I + 1: FOR K = 1 TO 5:U = (I -
1) * 5 + K:Q = S%(200 + U): PRI
NT L$(Q): PRINT SPC( 5)"MIN:"M$(
U): PRINT SPC( 5)"MAX:"N$(U):D
= 14: GOSUB 52: IF S%(201 + U)
= 0 THEN 210
208 IF K < 5 THEN PRINT : PRINT SPC(
8)"- OR -": PRINT
209 NEXT K
210 IF I < O THEN PRINT : PRINT "----
- AND": PRINT : GOTO 207
211 GOTO 166
212 HOME :E = 7: PRINT TAB( 15)"UTILI
TIES": VTAB 7: HTAB 9: PRINT "1
UPLOAD": PRINT : HTAB 9: PRINT
"2 DOWNLOAD": PRINT : HTAB 9: P
RINT "3 DRIVE SELECT": PRINT :
HTAB 9: PRINT "4 QUIT"
213 VTAB 18: GOSUB 28:C = 4: PRINT : G
OSUB 32: ON Z GOTO 214,216,218,
223
214 GOSUB 84: GOSUB 65: FOR I = 1 TO B
: GOSUB 47: FOR J = 1 TO A: IF
LEN( R$(J)) < L%(J) THEN FOR K
= 1 TO L%(J) - LEN( R$(J)):R$(J
) = R$(J) + " ": NEXT
215 NEXT :Q = I: GOSUB 48: NEXT : GOSU
B 65: GOTO 91
216 GOSUB 84: GOSUB 65: FOR I = 1 TO B
: GOSUB 47: FOR J = 1 TO A: FOR
K = L%(J) TO 1 STEP - 1: IF MI
D$( R$(J),K,1) < > " " THEN R$(

```



```

      J) = LEFT$(R$(J),K):K=1
217 NEXT : NEXT : Q = I: GOSUB 48: NEXT
      : GOSUB 65: GOTO 91
218 HOME : VTAB 6:E = 4: PRINT TAB( 5)
      "DISK DRIVE FOR DATA FILES?";:C
      = 2: GOSUB 31:V = Z:N = 0: GOTO
      89
219 Y = PEEK (222): IF Y = 255 THEN 223
220 IF Y = 5 THEN HOME : VTAB 10: PRIN
      T A$" IS EMPTY!": GOSUB 3: CALL
      768: GOTO 91
221 TEXT : IF Y = 6 OR Y = 11 OR Y = 2
      OR Y = 3 THEN CALL 768: GOTO 93
222 POKE 216,0: RESUME
223 IF F = 1 THEN GOSUB 66
224 TEXT : CALL - 868: HTAB 17: FLASH
      : PRINT "SO LONG": NORMAL
225 DATA 104,168,104,162,223,154,72,15
      2,72,96,ENTER, DELETE, CHANGE,
      PRINT, SORT

```

©

**WE REGRET —****WE CAN NO LONGER  
LIST ALL OF OUR PRICES**

(that's how close we  
cut our margins).

But we still have  
great deals:

**COMMODORE 8032  
\$1065.00**

And we now have a mega-  
value catalog for just a  
dollar. Call or write today.

**PHILADELPHIA  
COMPUTER  
DISCOUNT**

P.O. Box 170  
St. Davids, PA 19087

(215) 687-8540

**MAIL ORDER PHONE  
1-800-345-1289**

*If you have an Original or an Upgrade BASIC PET, you'll find this repeating-keys program frequently useful, especially when you need to make corrections to a large program.*

# PET Auto Repeat

Art Hunkins

School of Music

University of North Carolina at Greensboro  
Greensboro, NC

These programs were adapted from several sources. SYS889 enables them both. The same command also *disables* the repeat function, which, incidentally, works for *all* keys. Auto repeat must be disabled for cassette functions to operate.

In the Original ROM version, POKE914,(30) specifies the .5 second delay time (hold time) before the character begins to repeat. POKE932, (4) specifies the repeat rate. Either value can be changed. For Upgrade ROMs, the locations are, respectively, POKE927,(30) and POKE945,(4).

Both programs store in the second cassette buffer. Whenever the need for extensive program editing arises, an auto repeat function is a real timesaver.

**Program 1.**

```

100 REM FOR ORIGINAL ROMS
110 DATA120,56,169,233,237,26,2,141,26
120 DATA2,88,96,173,3,2,201,255
130 DATA208,12,169,0,141,119,3,169
140 DATA30,141,120,3,208,30,238,119
150 DATA3,173,120,3,205,119,3,176,19
160 DATA169,4,141,120,3,169,0,141,3,2
170 DATA141,119,3,169,2,141,37,2,24
180 DATA76,133,230
190 FORI=889TO952:READJ:POKEI,J:NEXT

```

**Program 2.**

```

100 REM FOR UPGRADE ROMS
110 DATA120,56,169,233,229,145,133,145
120 DATA165,144,201,46,208,6,169,147
130 DATA133,144,208,4,169,46,133,144
140 DATA88,96,165,151,201,255
150 DATA208,12,169,0,141,119,3,169
160 DATA30,141,120,3,208,28,238,119
170 DATA3,173,120,3,205,119,3,176,17
180 DATA169,4,141,120,3,169,0,133,151
190 DATA141,119,3,169,2,133,168,24
200 DATA76,46,230
210 FORI=889TO963:READJ:POKEI,J:NEXT

```

©



A grab bag of tricks and VIC techniques to make programming easier and safer.

## VIC Curiosities

Doug Ferguson  
Elida, OH

Here's a potpourri of odd things I discovered by accident on the keyboard of the VIC-20. I hope you find something useful.

### Cold Start By SYS 64802

You, too, may hate turning your VIC off and on to clear all the funny POKES you've made or to get a clean start after strange happenings. Save your power switch by typing SYS 64802. Of course, you'll still have to power down the usual way in the event of a crash or lock-up.

### One-handed RUN

It is already generally known that some operations may be initiated using one hand. You can stop a program by merely hitting the RUN/STOP key. And you might know the quick way to LOAD: just hold down the left shift key with your thumb and touch the RUN/STOP key. But how does one

initiate a RUN with one hand?

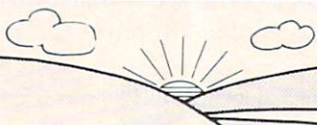
Easy. Type quotation marks followed by left-shifted RUN/STOP. I usually hold down the left shift key with my thumb and touch the "2" key and then the RUN/STOP key in sequence with my middle finger of the same hand. Try it! You'll see a quick flash of an error and then a RUN will begin. A lot easier than typing RUN and hitting RETURN all of the time. Incidentally, if you want a mysterious-looking two-handed RUN, try SYS 50830.

### LIST Killer

Would you like to prevent nosy people from reading your program? Add a line to POKE 755,200. Unfortunately, it only works if they RUN it before they try to LIST it. By the way, don't let this trick prevent you from listing your own stuff. POKE 755,199 to restore the LIST function.

### SAVE Killer

This is the LIST killer's big brother. (Like its sibling, it only works if the program is first RUN.) It also kills RUN/STOP and the RESTORE key in order to prevent easy reversal. To make it work, add this line to your program: POKE 802,0: POKE 803,0: POKE 818,165. This should discourage the casual thief. Remember, you cannot use your RUN/STOP key. To undo this little trick POKE 802,243: POKE 803,243: POKE 818,133. ©



# VIC-20 SOFTWARE

from  
**MIDWEST MICRO**

**UN-WORD PROCESSOR 2 ... \$14.95**  
An easy-to-use word processor. Works with any size VIC — standard or expanded memory (3K, 8K, 16K) — and VIC-1515 or RS-232 printer\*. Enter text ... Edit ... List ... Save to tape or disk and append paragraphs for a final document. Allows control codes within the text for changing printer modes (e.g. BOLD). Menu selection of single or double space, form feed, print width, and number of copies to print.

**TERMINAL-40 ... \$29.95**  
NEW, improved TERMINAL-40 program displays 40 uppercase characters per line (3x6 dot matrix) for easier reading. Enables VIC to emulate a standard terminal. Add a BIZCOMP or VIC modem (or RS-232 modem with interface\*) and access SOURCE, TELENET, or any of the free Bulletin Boards around the country (list included). 300 baud; full or half duplex; supports control codes; screen dump to printer. Requires VIC-20 and 8K memory expansion.

**TERMINAL-22 (\$14.95)** Same as TERM-40 except 22 character lines and full duplex only. Runs on standard 5K VIC.


**GRAFIX MENAGERIE (\$11.95)**. Demonstrate what your \$300 miracle can do! Two-program set unleashes VIC's graphics. SHOWOFF contains Color Kaleidoscope, Arcade Critters, Custom Fonts, Electronics Schematic, and Music Notation. PLOTTING uses dot-plot and line-plot routines to make equations perform computer video-art on your screen. Change equation values and create your own interesting patterns. Plot routines may be easily included in your own programs.

**BANNER/HEADLINER (\$14.95)**. Two-program set makes GIANT headlines and banners on your printer. HEADLINER prints large characters across the page in three sizes. BANNER turns the characters sideways, printing continuously down the paper roll. Up to three lines of text, nearly unlimited in length. (How about a ten-foot long "WELCOME HOME"?) For VIC-1515 or RS-232 printers.\*

**TICKERTAPE (\$14.95)**. Interrupt-driven! Watch your message glide smoothly across the screen in color. Adds motion and interest to any message display. Position on any line, even mix with normal printing. Two built-in character sets: standard and BOLD (or use custom sets from our LIBRARY VOL. 1). Message capacity: @ 2K bytes.

**LIBRARY VOL. 1 (\$12.95)**. Add style to displays with six full sets of custom character fonts; UPPERCASE, lowercase, numerals, punctuation, etc. Simple to fancy styles. Upper and lower case stored separately; load upper alone to save space ... load both for a full set. May be used with TICKERTAPE.

All programs on high quality digital cassette tape



**VIC-PICS .... digitized pictures! \$18.95**  
Nineteen fascinating high-resolution pictures to display on your VIC screen. Created by digitizing video camera images. Includes portraits, models, scenery, and much more. Over 16K points analyzed in each picture. Three styles: hi-contrast, dithered, and colorized. Compatible with both color and B/W sets.

**GRAFIX DESIGNER (\$14.95)**. Two-program set helps you design custom graphics characters. GEN/EDIT displays an enlarged 8x8 square; move the cursor around in it and turn dots on or off to form a character (holds 100). Erase, edit or recall at random. Load DATAMAKER when finished designing. Characters automatically become numbered data statements. Save them on tape just like a program. Instructions included for appending to any new or old program.

Build libraries of graphics ... throw away the graph paper!

**RS-232 INTERFACE (\$49.95)**. Get more OUT of your VIC. Plug-in interface communicates with most standard serial printers and modems. Simply plug into User Port; needs no external power. Bi-directional operation. 90 day warranty. Full instructions for use. Includes M/L handshake "wedge."

\*RS-232 printers require an interface. See ours above.

**MIDWEST MICRO Associates PO Box 6148 K.C. Mo. 64110** Include \$1.25 for postage and handling... Missouri residents add 4.6% sales tax.





## VIC-20 SOFTWARE

MIS is proud to announce the release of our latest program, **CHECKBOOK**. Your VIC-20 Computer can do more than just play games. **CHECKBOOK** changes your VIC-20 from a game machine to an effective personal accounting tool.

**CHECKBOOK** is a comprehensive check accounting software package, which consists of **CHECKWRITER**, **CHECKREADER**, and **DATATAPE**.

**CHECKWRITER** is a program which records and files all your checking account transactions. **CHECKWRITER** also automatically balances your checking account, including service charges, both by month and check. This information is then automatically stored onto the provided **DATATAPE**.

**CHECKREADER** is a search/accumulate/list program, which can be very useful in analyzing the family budget.

**CHECKREADER** can search for any specified check or deposit, or can search for any specified series of checks or deposits, while automatically accumulating the totals. For example, you can search for the check written to CASH on January 12, or you can search and accumulate all the checks written to CASH during the month of January. **CHECKREADER** also has an option for using your VIC 1515 printer to list out the information on hardcopy.

**DATATAPE** is a high quality data cassette provided to store your checking account transactions.

**CHECKBOOK** is available on cassette, with complete documentation, enclosed in an attractive vinyl binder for \$19.95.

MIS produces the finest educational, recreational, and functional software available for the Commodore VIC-20 Personal Computer. See **CHECKBOOK** and other MIS software at your local computer store or order direct from MIS, phone orders and C.O.D. accepted. California residents add sales tax.

# ALIEN SOCCER



COMING SOON!



250 Fern Rock Way  
Boulder Creek, CA 95006  
(408) 338-9546

# A Light Pen For Under \$10

William Hale, Albuquerque, NM

The light pen capabilities of the VIC-20 can be put to use for less than \$10 (or for less than \$2 if you have a connector to mate with game port connector). All that is needed is a ballpoint pen case or fine tip marker pen case, a photodiode or phototransistor, a resistor, three to four feet of shielded cable, and a 9-pin female connector.

The phototransistor can be a Radio Shack Catalog No. 276-138 (\$.89) or a Sylvania ECG-3038 (\$1.25). The ECG-3038 is the smaller of the two and fits closer to the fine tip of a marker pen. A 1/8-watt resistor, 1K for the ECG-3038 and 100K for the RS 276-138, is connected between the collector of the phototransistor and +5V located on Pin 7 on the game port connector. The collector of the phototransistor is also connected to the light pen input on Pin 6 of the game port connector and its emitter to ground, located on Pin 8.

The phototransistor is mounted in the tip of a pen case as near to the opening as possible and is tied to the connector via a shielded cable. Solder the collector to the center conductor and the emitter to the shield. A pushbutton can be added between the emitter and the shield at the pen to prevent false triggering. The other end of the shielded

cable will, of course, be connected to the game port mating connector where the load resistor should be located between Pins 6 and 7. A one shot multi-vibrator could be added between the phototransistor output and Pin 6 in case the CRT of the user's monitor or TV screen is weak. In my case, I found it was not necessary with either of the light pens I constructed.

The principle of operation is quite simple. With the pen touching the screen, the scanning beam of the CRT causes the phototransistor to produce a negative pulse. This pulse is used by the VIC-20 to latch into memory locations 36870 and 36871 the horizontal and vertical position of the scan line via numbers ranging from 0 to 128. I was able to obtain repeatable readings out of the vertical location (36871), but the horizontal (36870) was not as reliable. In my case, I feel this was due to a slight 60Hz ripple in my CRT sweep circuitry causing the scan line pulse to change periodic rate.

By PEEKing into these locations, a user could recognize the scan line position and branch a program accordingly. Uses could be a menu, listings, multiple choice answers, and for chase or move-the-target type games.



*This hybrid (a mixture of BASIC and machine language) utility program will quickly locate a target within a large Atari "superstring."*

# Substring Search Utility

Edward C. Smith  
Harrisburg, PA

The Atari can handle very long strings of data. However, searching for a substring within a long string is slow when the search is executed entirely in BASIC. A combination of BASIC and machine language results in greater speed. Both methods are presented below.

BASIC A+ [sold by *Optimized Systems Software*] employs an instruction called "FIND," which searches a long string to find a substring at a specified starting location. If you don't have BASIC A+, you can achieve similar results by utilizing a subroutine that combines BASIC and machine code.

Program 1 incorporates two subroutines for comparison purposes. A long string of data (5592 bytes) is created to permit searching for any of 100 records. If you RUN the program, the prompt "ENTER SUBSTRING" will appear. Respond by entering "RECORD #100." After the next prompt "ENTER START LOCATION," respond with "1." The next prompt "ENTER SELECTION 700 or 800." If you respond with 800, you have selected the BASIC subroutine to perform the search operation. If you start your stopwatch immediately after entering 800, it should take approximately 98 seconds until the answer "SEARCH RESULT = 5536" appears. This means that RECORD #100 starts at the 5536th byte of the long string (Y\$). Confirmation of the result is indicated by the next line printed - "FOUND STRING = RECORD #100."

You can prove this to yourself by typing (in the direct mode): ?Y\$(5536,5546). Now repeat the same procedure, except after the prompt "ENTER SELECTION 700 or 800," respond with "700." You should receive the same answer in less than one second. You may wish to try other substrings. All answers are referenced to the beginning of the main string.

## Program Operation

Line 10 defines the size of all strings used. Y\$ is the main string. X\$ is the substring and should not exceed 255 bytes. DAT\$ and R\$ are used in construction of the main string.

Lines 20 and 25 create a long string (Y\$) to simulate 100 records, numbered RECORD #1 to RECORD #100 (5592 bytes).

Line 40 loads the 92 machine code bytes.

Lines 50 to 65 are the input prompts. A starting location less than one is assumed to be one.

Line 70 directs execution of chosen subroutine.

Lines 80 to 85 are possible search results. If no substring is found, the search result is zero.

Lines 700 to 770 are the subroutine combining BASIC and machine language. Inputs required for the machine language portion defined by the USR function are: (1) Main string Y\$, (2) Substring X\$, (3) Length of Y\$, (4) Length of X\$-1, and (5) Starting location.

Lines 800 to 870 are the subroutine written entirely in BASIC. Inputs required for this routine are identical to those used for subroutine 700.

Lines 900 to 920 check for abnormal entries.

Lines 20000 to 21050 load the machine code bytes into page six of memory.

Program 2 is a liberally remarked listing of the assembled machine code.

## Program 1.

```

5 REM SUBSTRING SEARCH PROGRAM
6 REM BY EDWARD C. SMITH
7 REM APRIL 6, 1982
10 DIM Y$(6000), X$(255), DAT$(80), R$(9)
12 REM Y$ IS THE MAIN STRING - X$ IS THE SUB
    STRING - DAT$ AND R$ ARE USED TO DEVELOP
    THE MAIN STRING
15 REM LINES 20 TO 25 CREATE A LARGE STRING.
    PRINT Y$ TO SEE THIS STRING.
20 R$="RECORD #":DAT$=" NAME...ADDRESS...C
    ITY...STATE...PHONE..."
25 FOR I=1 TO 100:Y$(LEN(Y$)+1)=R$:Y$(LEN(Y$
    )+1)=STR$(I):Y$(LEN(Y$)+1)=DAT$:NEXT I
40 GOSUB 20000:REM LOAD MACHINE CODE BYTES
45 ? :REM SUBSTRING X$ MUST BE LESS THAN 255
    BYTES.
47 REM IF YOU ENTER 'RECORD #100', START LOCA
    TION 1, AND GO BASIC SUBROUTINE 800 SEARC
    H TIME WILL BE 98 SECONDS.
50 ? :? "ENTER SUBSTRING";:INPUT X$
52 ?
55 ? "ENTER SEARCH START LOCATION";:INPUT A1
57 ?
60 ? "700 BASIC PLUS MACHINE CODE"
62 ? "800 BASIC CODE ONLY"
63 ?
65 ? "ENTER SELECTION, 700 or 800";:INPUT SR
67 ?
70 GOSUB SR:REM THE VALUE "A" RETURNED IS TH
    E # OF BYTES TO THE RIGHT OF (A1-1)
80 ? CHR$(253);"SEARCH RESULT=";A1+A-1
83 IF A=0 THEN ? "STRING NOT FOUND":GOTO 50
85 ? "FOUND STRING=";Y$(A1+A-1,A1+A+LX-2)
90 GOTO 50
700 REM STRING SEARCH USING BOTH BASIC AND M
    ACHINE CODE TOGETHER
705 LY=LEN(Y$):LX=LEN(X$):POKE 207,LX-1

```



**Another First!**

**Orderline:**  
**(303) 427-9036**

**Free Catalog**  
available upon request

## ACR

**A Point of Sale**

- 350 Inventory Items
- Purchase Orders
- Report Generator
- Receiving Records

**1 or 2 Drives**  
**32K (Disk)**

**\$169.95**

**Dealer Inquiries**  
**Invited**


exclusively distributed by:

## HCMS

3489 W. 72nd. Avenue  
Westminster, CO 80030

**1 STOP SOFTWARE STORES**  
for the ATARI 400/800\*

PRESENTS



for the ATARI 400/800\*

Use by itself or add to existing  
memory for up to 96K RAM

**A Simple Peek & Poke**  
**Puts Your ATARI in a League**  
**By Itself**

manufactured by:

**MaxRam Datawave Corporation**

\*ATARI is a registered trademark of ATARI, Inc.

## Copycat

**High-Performance**  
**Disk Copier**

- Handles non-standard formats
- All Machine Languages
- Super-Fast Execution
- Supports 1 or 2 drives

**\$29.95**

## Cassette

### Checkbook

### Program

**Balancer Program**

- Multiple Accounts
- Creative Use of Graphics

**\$14.95**

\$2.00 Shipping and Handling.

Please add \$1.50 for COD.

Colorado residents, add 6.5% tax.

**VISA and MC accepted**



# Tara

## Computer Products


**PUT AN END TO YOUR**  
**MEMORY EXPANSION**  
**PROBLEMS!**

With the only logical choice for 48K  
memory expansion of the Atari 400.  
Upgrade with the new Tara Computer  
48K RAM card for the 400.

Features:

- Easy installation.
- Cooler, less power hungry operation compared to standard 16K or 32K products.
- Uses state-of-the-art 64K Dynamic RAMs.
- Extends 400 useable memory to 48K.
- Allows higher performance 800 software to be run on your 400.
- Quality construction with gold edge connector.
- Allows for disk operation.

Increase the performance of your  
personal system efficiently and economi-  
cally with the new Tara Computer  
48K RAM card. Available direct from  
Tara Computer or from select dealers.



Tara Computer Products  
3648 Southwestern Blvd.  
Orchard Park, NY 14127  
(716)662-7219

Tara Computer Products  
2 Robert Speck Pkwy., Suite 1500  
Mississauga, Ontario  
Canada L4T 1H8  
(416)273-6820

Introductory  
Offer **\$199<sup>00</sup>**

US  
PLUS  
SHIPPING

(Dealers' Inquiries Welcome).



```

710 GOSUB 900:IF A=0 THEN 770
720 B=LY-LX-A1+3
730 A=USR(1664,ADR(Y$(A1)),ADR(X$),B)
740 IF A=0 THEN A1=1
770 RETURN
800 REM STRING SEARCH USING BASIC ONLY
805 LY=LEN(Y$):LX=LEN(X$)
810 GOSUB 900:IF A=0 THEN 870
820 FOR I=1 TO LY-LX-A1+2
830 IF Y$(A1+I-1,A1+I+LX-2)=X$ THEN 850
840 NEXT I
845 A=0:A1=1:GOTO 870
850 A=I
870 RETURN
900 REM CORRECT START LOCATION A1 IF ENTERED
    VALUE IS OUT OF RANGE
905 A=1:IF A1<1 THEN A1=1
910 IF A1>LY-LX+1 OR LX>LY THEN A=0:A1=1
920 RETURN
20000 REM LOAD 92 MACHINE CODE BYTES
20005 FOR I=1664 TO 1755:READ A:POKE I,A:NEXT
    I:RETURN
20008 DATA 104,104,133,204,104,133
20010 DATA 203,104,133,206,104,133
20020 DATA 205,104,141,222,6,104
20030 DATA 141,221,6,169,1,133
20040 DATA 212,169,0,133,213,160
20050 DATA 255,200,177,203,209,205
20060 DATA 240,40,24,165,203,105
20070 DATA 1,133,203,165,204,105
20080 DATA 0,133,204,24,165,212
20090 DATA 105,1,133,212,165,213
21000 DATA 105,0,133,213,205,222
21010 DATA 6,208,216,165,212,205
21020 DATA 221,6,208,209,240,7
21030 DATA 152,197,207,208,204,240
21040 DATA 6,169,0,133,212,133
21050 DATA 213,96

```

### Program 2.

```

10 ; SUBSTRING SEARCH PROGRAM
20 ; BY EDWARD C. SMITH
30 ; APRIL 6, 1982
40 ; CALLED FROM BASIC BY
50 ; A=USR(1664,ADR(Y$(A1)),
    ADR(X$),B)
60 ; WHERE
70 ; Y$ IS THE MAIN STRING
    LOCATED AT ADDRESS YD
80 ;
90 ; X$ IS THE SUBSTRING
    LOCATED AT ADDRESS XD
0100 ;
0110 ;LX=LENGTH OF X$-1
0120 ;
0130 ;A1 IS THE START OF
    SEARCH MEASURED FROM
    LEFT END OF Y$
0140 ;
0150 ;B=LY-LX-A1+3
0160 ;A2 IS THE RESULT
    0 IF NOT FOUND
0170 ;
0180 ;NOTE:LX-1 MUST BE
    POKED AT 207 ($CF)
0190 *=$680
0200 YD=$CB
0210 XD=$CD
0220 LX=$CF
0230 A2=$D4
0240 PLA
0250 PLA ;GET ADDRESS OF MAIN STRING
0260 STA YD+1
0270 PLA
0280 STA YD
0290 PLA ;GET ADDRESS OF SUBSTRING
0300 STA XD+1
0310 PLA
0320 STA XD
0330 PLA ;GET ADDR OF MAX POSSIBLE COMPARES

```

```

0340 STA B+1
0350 PLA
0360 STA B
0370 ;INITIALIZE TO 1ST      BYTE OF MAIN STR
    ING
0380 LDA #$01
0390 STA A2
0400 LDA #$00
0410 STA A2+1
0420 START LDY #$FF
0430 NEXT INY
0440 CMP1 LDA (YD),Y ;COMPARE YTH BYTE OF MA
    IN STRING VS SUBSTRING
0450 CMP (XD),Y
0460 BEQ CMP2
0470 CLC
0480 ; MOVE TO NEXT BYTE      IN MAINSTRING
0490 LDA YD
0500 ADC #$01
0510 STA YD
0520 LDA YD+1
0530 ADC #$00
0540 STA YD+1
0550 CLC
0560 ;UPDATE RESULT LOCATOR
0570 LDA A2
0580 ADC #$01
0590 STA A2
0600 LDA A2+1
0610 ADC #$00
0620 STA A2+1
0630 CMP B+1 ;IS MAX ALLOWABLE COMPARES REA
    CHED?
0640 BNE START
0650 LDA A2 ;                YES ON HIGH BY
    TE
0660 CMP B ;IS MAX ALLOWABLE COMPARES REACH
    ED?
0670 BNE START
0680 BEQ NOMATCH ;                YES ON L
    OW BYTE
0690 CMP2 TYA ;HAVE ALL BYTES OF SUBSTRING B
    EEN LOOKED AT?
0700 CMP LX
0710 BNE NEXT ;NO
0720 BEQ RETN ;YES
0730 NOMATCH LDA #$00
0740 STA A2
0750 STA A2+1
0760 RETN RTS
0770 B=RETN+$02

```

©

## COMPUTE!

### The Resource



# Verbatim

## flexible disks

Call Free (800) 235-4137 for prices and information. Dealer inquiries invited. C.O.D. and charge cards accepted.

**PACIFIC EXCHANGES**  
 100 Foothill Blvd.  
 San Luis Obispo, CA  
 93401. In Cal. call  
 (800) 592-5935 or  
 (805) 543-1037.





## A Monthly Column

All computer users can benefit from this month's column — many of Bill's observations and hints are not specific to the Atari. If you're thinking of translating a BASIC game program into machine language to achieve greater speed, you'll find some valuable information below. For example, there's a discussion of the "ballboarder" problem which can be the most difficult puzzle to solve when programming certain kinds of games.

# Insight Atari

Bill Wilkinson  
Optimized Systems Software  
Cupertino, CA

This month we return to the world of program writing. As I noted in my last column, there has been a growing demand for me to explain how to write graphics programs in assembly language. So I will begin a two or three-part series this month on converting BASIC programs to assembly language. Although the programs will be specifically written for the Atari computers, it won't take too much imagination to convert them to Apple and Commodore machines.

### The Bouncing BASIC Ball

Since we are going to try to build up this program in stages, we will start this month with the simplest possible form. Program 1 is an Atari BASIC program which bounces a "ball" around inside the rectangular screen. There is no scoring, no paddles, no sound, no players, no missiles, no intelligence.

In fact, perhaps the only thing which needs explaining is the frequent occurrence of the subexpression:  $\text{INT}(n * \text{RND}(0))$ . With Apple Integer BASIC, one could obtain the equivalent function by coding  $\text{RND}(n)$ ; and I have often wished that Atari had let us include that capability in the original specifications for Atari BASIC (oh, well, maybe in the

### Program 1. Simple Bouncing Ball Program

```

100 GRAPHICS 3
200 XMOVE=INT(5*RND(0))-2
300 YMOVE=INT(5*RND(0))-2
400 IF XMOVE+YMOVE=0 THEN 200
500 X=INT(40*RND(0))
600 Y=INT(20*RND(0))
700 XNEW=X:YNEW=Y
900 POKE 19,0:POKE 20,0:REM RESET TIMER
1000 REM LOOP STARTS HERE
1100 COLOR 0:PLOT X,Y
1200 COLOR 2:PLOT XNEW,YNEW
1300 X=XNEW:Y=YNEW
1400 XNEW=X+XMOVE:YNEW=Y+YMOVE
1500 IF XNEW<=0 OR XNEW>=39 THEN XMOVE=-XMOVE
    E
1600 IF XNEW<0 OR XNEW>39 THEN XNEW=X
1700 IF YNEW<=0 OR YNEW>=19 THEN YMOVE=-YMOVE
    E
1800 IF YNEW<0 OR YNEW>19 THEN YNEW=Y
1900 IF PEEK(19)=0 THEN 1000
2000 RUN
  
```

next version of BASIC A + ?). Anyway, the idea is to produce an integer random number in the range of 0 to n-1, inclusive.

So now let's examine the program as a whole. (First, a comment: I have used the convention that X means "horizontal" and Y means "vertical." This

### Program 2. Bouncing Ball Initialization

```

0000      20          .PAGE 'initialization'
          30 ;;;;;;;;;;;;;;;;;;;;;;;;;;;;;;;;;;;;;;;;;;;;;;;;;;;;;;;;;;
          40 ;
          50 ; A SIMPLE BOUNCING BALL PROGRAM
          60 ;
          70 ;;;;;;;;;;;;;;;;;;;;;;;;;;;;;;;;;;;;;;;;;;;;;;;;;;;;;;;;;;
          80 ;
0000      90          *= $3000
          0100 LINE100
          0101 ;>>>
                               GRAPHICS 3
3000 A903  0110      LDA #3
3002 20E830 0120     JSR GRAPHICS
                               0197 ;
                               0198 ;;;;;;;;;;;;;;;;;;;;;;;;;;;;;;;;;;;;;;;;;;;;;;;;;;;;;;;;;;
                               0199 ;
          0200 LINE200
          0201 ;>>>
                               XMOVE=INT(5*RND(0))-2
3005 A904  0210      LDA #4
3007 205731 0220     JSR RND          ; GET RANDOM NUMBER FROM 0 TO 4
300A 38     0230     SEC
300B E902  0240     SBC #2          ; NOW IS RANDOM FROM -2 TO +2
300D 8DE230 0250     STA XMOVE      ; AS IN BASIC PROGRAM
                               0297 ;
                               0298 ;;;;;;;;;;;;;;;;;;;;;;;;;;;;;;;;;;;;;;;;;;;;;;;;;;;;;;;;;;
                               0299 ;
          0300 LINE300
          0301 ;>>>
                               YMOVE=INT(5*RND(0))-2
3010 A904  0310      LDA #4
3012 205731 0320     JSR RND          ; GET RANDOM NUMBER FROM 0 TO 4
3015 38     0330     SEC
3016 E902  0340     SBC #2          ; NOW IS RANDOM FROM -2 TO +2
3018 8DE330 0350     STA YMOVE      ; AS IN BASIC PROGRAM
                               0397 ;
                               0398 ;;;;;;;;;;;;;;;;;;;;;;;;;;;;;;;;;;;;;;;;;;;;;;;;;;;;;;;;;;
                               0399 ;
          0400 LINE400
          0401 ;>>>
  
```



can have some strange implications. See below.) We start by establishing the least detailed graphics mode (which is, incidentally, roughly equivalent to Apple's LO-RES mode). Then we set both of the variables XMOVE and YMOVE to a random number in the range -2 to +2, inclusive. (Do you see how? 'INT(5\*RND(0))' gives a number from zero to four, inclusive, and we then subtract two from it.) But we don't allow both values to be zero (line 400). (In a real "Pong" type game, you wouldn't want the X-motion to ever be zero. Here, allowing XMOVE to be zero is instructive.)

We then give the ball a starting position with X in the range of 0 to 39 and with Y from 0 to 19. Note that both the current position (X and Y) and the to-be-made-current position (XNEW and YNEW) are set equal. This is simply to get things started evenly. Line 900 resets the system timer. (You will have to do something differently here if you are using an Apple.)

The main loop is almost as simple. First, we erase (COLOR 0) the old "ball" (note that we are erasing nothing if this is the first time through the loop). Then we PLOT the new ball with a convenient, visible color (COLOR 2). We update our current ball position (line 1300) and also our to-be-made-current position (line 1400).

### It Gets A Bit Difficult

Here is where it begins to get tricky. If the ball will be *at or beyond* the edge(s) of the screen, we must reverse its movement, as appropriate (lines 1500 and 1700). But suppose that the movement has *already* carried it beyond the screen bounds; we must then bring it back in-bounds (lines 1600 and 1800). Finally, for this simple demo,

```

                                IF XMOVE+YMOVE=0 THEN 200
301B ADE230 0410      LDA  XMOVE
301E 18             0420      CLC
301F 6DE330 0430      ADC  YMOVE      ; XMOVE + YMOVE
3022 FOE1          0440      BER  LINE200    ; IF = 0 THEN 200
                                0497 ;
                                0498 ;;;;;;;;;;;;;;;;;;;;;;;;;;;;;;;;;;;;;;;;;;;;;;;;;;;;;;;;;;
                                0499 ;
                                0500 LINE500
                                0501 ;>>>
                                X=INT(40*RND(0))
3024 A927          0510      LDA  #39
3026 205731 0520      JSR  RND      ; GET RANDOM NUMBER FROM 0 TO 39
3029 8DDE30 0530      STA  X        ; AND KEEP IT
                                0597 ;
                                0598 ;;;;;;;;;;;;;;;;;;;;;;;;;;;;;;;;;;;;;;;;;;;;;;;;;;;;;;;;;;
                                0599 ;
                                0600 LINE600
                                0601 ;>>>
                                Y=INT(20*RND(0))
302C A913          0610      LDA  #19
302E 205731 0620      JSR  RND      ; GET RANDOM NUMBER FROM 0 TO 19
3031 8DDF30 0630      STA  Y        ; AND KEEP IT
                                0697 ;
                                0698 ;;;;;;;;;;;;;;;;;;;;;;;;;;;;;;;;;;;;;;;;;;;;;;;;;;;;;;;;;;
                                0699 ;
                                0700 LINE700
                                0701 ;>>>
                                XNEW=X : YNEW=Y
3034 ADDE30 0710      LDA  X
3037 8DE030 0720      STA  XNEW    ; XNEW = X
303A ADDF30 0730      LDA  Y
303D BDE130 0740      STA  YNEW    ; YNEW = Y
                                0897 ;
                                0898 ;;;;;;;;;;;;;;;;;;;;;;;;;;;;;;;;;;;;;;;;;;;;;;;;;;;;;;;;;;
                                0899 ;
                                0900 LINE900
                                0901 ;>>>
                                POKe 19,0:POKE 20,0
3040 A900          0910      LDA  #0
3042 8513          0920      STA  19
3044 8514          0930      STA  20      ; DON'T NEED TO DO LDA #0 TWICE
                                0997 ;
                                0998 ;;;;;;;;;;;;;;;;;;;;;;;;;;;;;;;;;;;;;;;;;;;;;;;;;;;;;;;;;;
                                0999 ;
                                1000 LINE1000
                                1001 ;>>>
                                REM LOOP STARTS HERE
                                1097 ;
                                1098 ;;;;;;;;;;;;;;;;;;;;;;;;;;;;;;;;;;;;;;;;;;;;;;;;;;;;;;;;;;
                                1099 ;
                                1100 LINE1100
                                1101 ;>>>
                                COLOR 0 : PLOT X,Y
3046 A900          1110      LDA  #0
3048 201531 1120      JSR  COLOR
304B AEDE30 1130      LDX  X
304E ACDF30 1140      LDY  Y        ; LOAD VALUES FOR SUBROUTINE CALL
3051 202031 1150      JSR  PLOT
                                1197 ;
                                1198 ;;;;;;;;;;;;;;;;;;;;;;;;;;;;;;;;;;;;;;;;;;;;;;;;;;;;;;;;;;
                                1199 ;
                                1200 LINE1200
                                1201 ;>>>
                                COLOR 2 : PLOT XNEW,YNEW
3054 A902          1210      LDA  #2
3056 201531 1220      JSR  COLOR
3059 A900          1230      LDA  #0      ; (NEEDED FOR PLOT)
305B AEE030 1240      LDX  XNEW
305E ACE130 1250      LDY  YNEW
3061 202031 1260      JSR  PLOT
                                1297 ;
                                1298 ;;;;;;;;;;;;;;;;;;;;;;;;;;;;;;;;;;;;;;;;;;;;;;;;;;;;;;;;;;
                                1299 ;
                                1300 LINE1300

```





## Software for Personal Computers

• BOWLER'S DATABASE (New)	Req. — 16K RAM/Cassette	\$14.95
	— 24K RAM/Disk	14.95
• LEAP FROG (New)	Req. — 16K RAM/Cassette	14.95
	— 16K RAM/Disk	14.95
• PLAYER PIANO (New)	Req. — 32K RAM/Cassette	17.95
	— 40K RAM/Disk	17.95
• HELICOPTER BATTLE	Req. — 16K RAM/Cassette	9.95
	— 16K RAM/Disk	14.95
• HORSE RACING	Req. — 16K RAM/Cassette	9.95
	— 16K RAM/Disk	14.95
• KENO	Req. — 8K RAM/Cassette	9.95
	— 16K RAM/Disk	14.95
• LIGHTNING BOLTS and REACTION	Req. — 16K RAM/Cassette	9.95
	— 24K RAM/Disk	14.95
• THE MAD MARBLE	Req. — 8K RAM/Cassette	9.95
	— 16K RAM/Disk	14.95
• MUSIGAME (2 Games)	Req. — 16K RAM/Cassette	9.95
	— 24K RAM/Disk	14.95
• SUPERMASTER	Req. — 8K RAM/Cassette	9.95
	— 16K RAM/Disk	14.95
• TAG	Req. — 16K RAM/Cassette	9.95
	— 16K RAM/Disk	14.95
• TRACTOR BEAM	Req. — 8K RAM/Cassette	9.95
	— 16K RAM/Disk	14.95
• WARSHIPS	Req. — 16K RAM/Cassette	14.95
	— 24K RAM/Disk	19.95
• CCA Data Management System	Req. — 40K RAM/Disk	99.95
• LETTER WRITER	Req. — 24K RAM/Disk	19.95



® Trademark of ATARI, Inc.

**SOFTWARE**

238 Exchange St., Chicopee, Massachusetts 01013  
(413) 592-4761

Mastercard & VISA Accepted

• Dealer And Distributor Inquiries Invited

• Closed Mondays — Open Daily 'Til 5:30 — Fridays 'Til 8



THE



## BIG MATH ATTACK™

Challenging new math program . . .

Sharpen your skills by entering the correct answer before the equation 'lands' on your city! Provides hours of educational entertainment.

Features:

- Full color
- High resolution graphics
- Animation
- Sound
- Four math functions (+, -, x, ÷)
- Two levels for each function

Recommended for grades 1-6. Available for the ATARI & APPLE II.

ATARI 16K (cass.) . . . . . \$20.00

ATARI 24K (disk) . . . . . \$25.00

Requires ATARI BASIC cartridge

APPLE II (disk) DOS 3.2/3.3 . . . . . \$25.00

Requires Applesoft Basic in ROM.

Ask for it at your local computer store.



or order direct:

**I.H.E.S.I.S.**  
P.O. Box 147  
Garden City, MI 48135  
(313) 595-4722

Please add:

\$1.50 shipping/handling

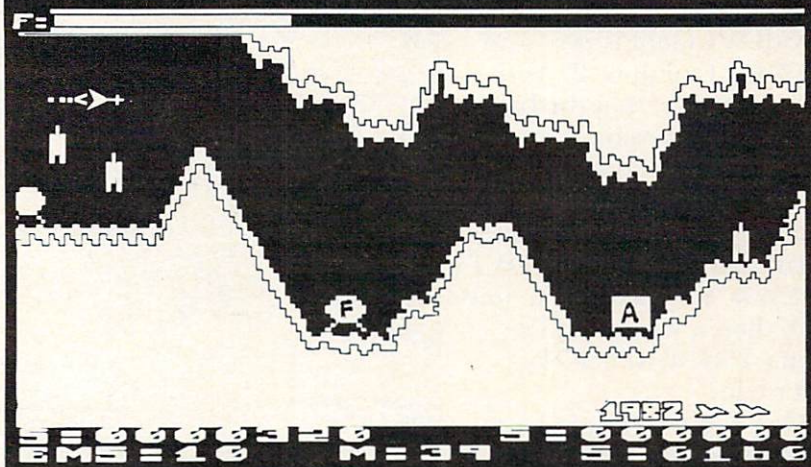
\$1.50 C.O.D.

WRITE FOR FREE CATALOG

DEALER INQUIRIES WELCOME

## COMPUTE!

Is Looking  
For  
FORTH Screens:  
Applications,  
Utilities, and  
Programming  
Techniques



## AIRSTRIKE

**NEW! AIRSTRIKE** FOR THE ATARI 400/800 16K

- INTRODUCING THE NEW ARCADE-STYLE GAME FOR ATARI COMPUTERS!
- SUPERB FINE SCROLLING GRAPHICS AND DAZZLING ARRAY OF COLOUR.
- FIGHT YOUR WAY THROUGH CAVERNS AND TUNNELS WITH ATTACKING MISSILES. FUEL AND AMMO DUMPS TO CONTEND WITH!
- 100% MACHINE CODE PROGRAM FOR ONE OR TWO PLAYERS.
- MULTIPLE SKILL LEVELS.

AVAILABLE NOW DIRECT ON 16K CASSETTE : \$39.95 PLUS \$5 AIRMAIL POSTAGE. SEND YOUR VISA/MASTERCARD NUMBER TODAY!

ATARI IS A T.M. OF ATARI INC.

**ENGLISH SOFTWARE COMPANY**

DEPT. C. 50 NEWTON STREET, PICCADILLY, MANCHESTER M1 2EA, ENGLAND, U.K. Tel: 061-236 7259





we simply do this loop until the clock ticks (4.26 seconds, roughly) and then start all over.

Even ignoring the limited goals of this program, there are a few significant flaws: (1) There is no visible border around the screen to tell you when and where the ball will "hit." (2) There are no sound effects. (3) The ball isn't round (or even remotely so). (4) Sometimes, the ball rebounds without hitting the wall. I am going to leave (1) and (2) for next time, and (3) can't really be changed without using player-missile graphics. But flaw (4) is an interesting one, and worth some discussion.

The problem lies in the basic algorithm I chose for moving the ball: the X and Y movements can range from -2 to +2 units, independently, and I move the ball each time in both X and Y according to the current movement factors (XMOVE and YMOVE). Let's take an example: suppose that the XMOVEMENT is zero and the YMOVEMENT is -2. And further suppose that the ball is currently at Y position +1 (one square from the edge of the screen). If I allow the ball to move to the new Y position determined by Y and YMOVE (YNEW = Y + YMOVE in line 1400), then it will be off the screen (YNEW will be -1). What to do?

One solution might be to pretend we have absorbent walls (IF YNEW < 0 THEN YNEW = 0). This will work, but will give strange flight paths for the ball. The solution I chose was to imagine that the ball hit the wall smack in the middle the two times I chose to make it visible. (Imagine: the ball is displayed at Y position +1. One-half of a time-tick later, it hits the wall and rebounds. Another one-half of a time-tick later, it has rebounded back out

```

1301 ;>>>
                                X=XNEW : Y=YNEW
3064 ADE030 1310      LDA  XNEW
3067 8DDE30 1320      STA  X
306A ADE130 1330      LDA  YNEW
306D 8DDF30 1340      STA  Y
                                1397 ;
                                1398 ;;;;;;;;;;;;;;;;;;;;;;;;;;;;;;;;;;;;;;;;;;;;;;;;;;;;;;;;;;
                                1399 ;
                                1400 LINE1400
                                1401 ;>>>
                                XNEW=X+XMOVE : YNEW=Y+YMOVE
3070 ADDE30 1410      LDA  X
3073 18      1420      CLC
3074 6DE230 1430      ADC  XMOVE
3077 8DE030 1440      STA  XNEW
307A ADDF30 1450      LDA  Y
307D 18      1460      CLC
307E 6DE330 1470      ADC  YMOVE
3081 8DE130 1480      STA  YNEW
                                1497 ;
                                1498 ;;;;;;;;;;;;;;;;;;;;;;;;;;;;;;;;;;;;;;;;;;;;;;;;;;;;;;;;;;
                                1499 ;
                                1500 LINE1500
                                1501 ;>>>
                                IF XNEW<=0 OR XNEW>=39 THEN XMOVE=-XMOVE
3084 ADE030 1510      LDA  XNEW
3087 3006 1515      BMI  THEN1500 ;XNEW < 0
3089 F004 1520      BEQ  THEN1500 ;XNEW = 0
308B C927 1525      CMP  #39
308D 9009 1530      BCC  LINE1600 ;XNEW NOT >= 39
                                1550 THEN1500
308F A900 1555      LDA  #0
3091 38      1560      SEC
3092 EDE230 1565      SBC  XMOVE ;GET 0 - XMOVE
3095 8DE230 1570      STA  XMOVE ; TO XMOVE
                                1597 ;
                                1598 ;;;;;;;;;;;;;;;;;;;;;;;;;;;;;;;;;;;;;;;;;;;;;;;;;;;;;;;;;;
                                1599 ;
                                1600 LINE1600
                                1601 ;>>>
                                IF XNEW<0 OR XNEW>39 THEN XNEW=X
3098 ADE030 1610      LDA  XNEW
309B 3006 1620      BMI  THEN1600 ;XNEW < 0
309D C927 1630      CMP  #39
309F F008 1640      BEQ  LINE1700 ;XNEW = 39
30A1 9006 1650      BCC  LINE1700
                                1660 THEN1600
30A3 ADDE30 1670      LDA  X
30A6 8DE030 1680      STA  XNEW ; XNEW = X
                                1697 ;
                                1698 ;;;;;;;;;;;;;;;;;;;;;;;;;;;;;;;;;;;;;;;;;;;;;;;;;;;;;;;;;;
                                1699 ;
                                1700 LINE1700
                                1701 ;>>>
                                IF YNEW<=0 OR YNEW>=19 THEN YMOVE=-YMOVE
30A9 ADE130 1710      LDA  YNEW
30AC 3006 1715      BMI  THEN1700 ;YNEW < 0
30AE F004 1720      BEQ  THEN1700 ;YNEW = 0
30B0 C913 1725      CMP  #19
30B2 9009 1730      BCC  LINE1800 ;YNEW NOT >= 19
                                1750 THEN1700
30B4 A900 1755      LDA  #0
30B6 38      1760      SEC
30B7 EDE330 1765      SBC  YMOVE ;GET 0 - YMOVE
30BA 8DE330 1770      STA  YMOVE ; TO YMOVE
                                1797 ;
                                1798 ;;;;;;;;;;;;;;;;;;;;;;;;;;;;;;;;;;;;;;;;;;;;;;;;;;;;;;;;;;
                                1799 ;
                                1800 LINE1800
                                1801 ;>>>
                                IF YNEW<0 OR YNEW>39 THEN YNEW=Y
30BD ADE130 1810      LDA  YNEW
30C0 3006 1820      BMI  THEN1800 ;YNEW < 0
30C2 C913 1830      CMP  #19
30C4 F008 1840      BEQ  LINE1900 ;YNEW = 39
30C6 9006 1850      BCC  LINE1900

```



to Y position + 1. We thus display it again at position + 1, since we are displaying only at integral time-ticks.) This choice is reflected in the programming in lines 1600 and 1800.

Of course, all "motion" via a computer is no more true motion than is a motion picture or a television picture. In truth, you are simply seeing a series of still pictures flashed in front of your eyes so quickly that your brain perceives the result as motion. Thus, there is nothing inherently wrong with my solution. Except that, from BASIC, the time between pictures is so long that even my lazy brain can sometimes clearly see that the ball didn't touch the wall. (Notice that if XMOVE is zero, so that we have only vertical ball movement, the effect is even easier to see.)

Can we do better? From BASIC, probably not. From assembly language, probably yes. If we choose a different algorithm, a different graphics mode, or make the pictures change faster, maybe we can give better illusions of motion. But that will wait for next time. This month, we will simply recode our BASIC routine in assembly language.

### Having A Ball With Assembly Language

First note that the BASIC line numbers have been preserved, with line 100 in the assembly code having the label LINE100 and being followed, on line 101, with a remark containing the BASIC source for that line. (If you want to make your listings neat and readable, you might try the trick I used here: I placed a control-J [an ASCII line-feed character] both before and after the BASIC source. It can make your listing much more readable.)

Also note the inclusion of my graphics subroutines from the February issue of **COMPUTE!**

```

1860 THEN1800
30CB ADDF30 1870 LDA Y
30CB 8DE130 1880 STA YNEW ; YNEW = Y
1897 ;
1898 ;;;;;;;;;;;;;;;;;;;;;;;;;;;;;;;;;;;;;;;;;;;;;;;;;;;;;;;;;;;;;;;;;;;;;;;;;
1899 ;
1900 LINE1900
1901 ;>>>
IF PEEK(19)=0 THEN 1000
30CE A513 1910 LDA 19
30D0 D009 1920 BNE LINE2000
1930 ;==== LEAVE THESE 6 LINES OUT FIRST TIME ====
30D2 A514 1940 LDA 20 ; LSB OF CLOCK
1950 CLOCKWAIT
30D4 C514 1960 CMP 20 ; CHANGED YET?
30D6 F0FC 1970 BEQ CLOCKWAIT ; NO...WAIT
1980 ;==== BUT ALWAYS KEEP LINE 1990 ====
30D8 4C4630 1990 JMP LINE1000
1997 ;
1998 ;;;;;;;;;;;;;;;;;;;;;;;;;;;;;;;;;;;;;;;;;;;;;;;;;;;;;;;;;;;;;;;;;;;;;;;;;
1999 ;
2000 LINE2000
2001 ;>>>
RUN
2010 ;
2020 ; to truly simulate RUN, we should store
2030 ; zero to all variables. For this program
2040 ; that is not necessary, since all variables
2050 ; are reset in the beginning of the program
2060 ; anyway. In general, though, be careful
2070 ; to check such things.
2080 ;
30DB 4C0030 2090 JMP LINE100
3000 ;;;;;;;;;;;;;;;;;;;;;;;;;;;;;;;;;;;;;;;;;;;;;;;;;;;;;;;;;;;;;;;;;;;;;;;;;
3010 ;
3020 ; !!! VARIABLES AND SUBROUTINES !!!
3030 ;
3040 ; There are no direct BASIC equivalents
3050 ; for the following lines ... the BASIC
3060 ; interpreter handles all this for you
3070 ; automatically.
3080 ;
3090 ;;;;;;;;;;;;;;;;;;;;;;;;;;;;;;;;;;;;;;;;;;;;;;;;;;;;;;;;;;;;;;;;;;;;;;;;;
3100 ;
3110 ; first -- the variable declarations
3120 ;
30DE 00 3130 X .BYTE 0
30DF 00 3140 Y .BYTE 0
30E0 00 3150 XNEW .BYTE 0
30E1 00 3160 YNEW .BYTE 0
30E2 00 3170 XMOVE .BYTE 0
30E3 00 3180 YMOVE .BYTE 0
3190 ;
3200 ; second -- the subroutines
3210 ;
3220 ; these are mostly the same subroutines that
3230 ; we presented in the February, 1982, issue
3240 ; though they have been modified slightly.
3250 ; Note that SETCOLOR and LOCATE have been
3260 ; dropped (not used in this program)
3270 ; and a new function, RND, has been added.
3280 ;
3290 ;
30E4 3300 .INCLUDE #D:GRAPHICS.ASM

```

### Equates, etc., for graphics subroutines

```

30E4 9000 .PAGE 'Equates, etc., for graphics subroutines'
9005 ;
9010 ; CIO EQUATES
9015 ;
E456 9020 CIO = $E456 ; Call OS thru here
0342 9025 ICCOM = $342 ; COMmand to CIO in IoCb
0344 9030 ICBADR = $344 ; Buffer or filename AdDress
0348 9035 ICBLen = $348 ; Buffer LENgth
034A 9040 ICAUX1 = $34A ; AUXilliary byte # 1
034B 9045 ICAUX2 = $34B ; AUXilliary byte # 2
9050 ;
0003 9055 COPN = 3 ; Command OPeN
000C 9060 CCLOSE = 12 ; Command CLose

```



(Issue #21). I have added a RaNDom function, to make the mainline code easier and more compatible with the BASIC original. Even if you choose not to type in the mainline assembly language this month, you should type in and preserve these routines. Or simply add RND to the listing you typed in from February (you *did* type all that in, of course). We will use these same routines in the later articles in this series, but the listing will *not* be repeated.

As much as possible, the assembly language is self-explanatory, especially when coupled with the BASIC source. For example, what could be clearer than the translation of "GRAPHICS 3" into "LDA #3" and "JSR GRAPHICS"? If you don't understand *why* this works, you really need to get a good introductory book and read up on 6502 assembly language. For those of you into such things, you might note that when we convert from BASIC to assembly language, we tend to convert expressions by using reverse Polish notation. Thus, for example, line 300's assembly language equivalent might be expressed in "pidgin-HP" (that is, in a parody of the keyboard language used by HP reverse Polish calculators) as something like this:  
4 RND 2 - ENTER xmove STORE  
And those of you into FORTH will presumably also see the obvious corollaries.

The assembly language coding here is not the best nor the most efficient. For example, lines 410 through 430 could be replaced by a simple "ORA XMOVE" (because the A-register already contains YMOVE and because we don't really need the sum to find out if the two values are both zero). Rather, the idea here was to do as straightforward a translation as possible, allowing more of

```

000B 9065 CPBINR = 11 ; Command Put BINary Record
0011 9070 CDRAW = 17 ; Command DRAWto
      9075 ;
0004 9080 OPIN = 4 ; OPen for INput
0008 9085 OPOUT = 8 ; OPen for OUTput
      9090 ;
      9095 ;
      9100 ; EQUATES used by the S: driver and
      9105 ; the VBLANK routines
      9110 ;
0055 9115 HORIZONTAL = $55
0054 9120 VERTICAL = $54
02FB 9125 DRAWCOLOR = $2FB
02C4 9130 COLOR0 = $2C4
      9135 ;
      9140 ; miscellany
      9145 ;
00FF 9150 LOW = $FF
0100 9155 HIGH = $100
D20A 9160 RANDOM = $D20A

```

#### The graphics subroutines

```

30E4 9165 .PAGE 'The graphics subroutines'
      9170 ;
      9175 ;
30E4 00 9180 SAVECOLOR .BYTE 0 ; where COLOR is saved
      9185 ;
30E5 53 9190 SNAME .BYTE 'S:',0 ; the filename for open
30E6 3A
30E7 00
      9195 ;
      9200 ;
      9205 ; GRAPHICS ⚡
      9210 ;
      9215 ; ENTRY: A-res contains graphics mode 's'
      9220 ; EXIT: Y-res has completion status
      9225 ;
      9230 GRAPHICS
30E8 48 9235 PHA ; save 's'
30E9 A260 9240 LDX #$*$10 ; file 6
30EA A90C 9245 LDA #CCLOSE
30EB 9D4203 9250 STA ICCOM,X
30F0 2056E4 9255 JSR CIO ; First, we must close file #6
      9260 ; (we ignore any errors from the close)
      9265 ;
30F3 A260 9270 LDX #$*$10 ; again, file 6
30F5 A903 9275 LDA #COPN ; we will open this 'file'
30F7 9D4203 9280 STA ICCOM,X
30FA A9E5 9285 LDA #SNAME&LOW
30FC 9D4403 9290 STA ICBADR,X ; we use the file name 'S:'
30FF A930 9295 LDA #SNAME/HIGH
3101 9D4503 9300 STA ICBADR+1,X ; by pointing to it
      9305 ;
      9310 ; all is set up for OPEN, now
      9315 ; we tell CIO (and S:) what kind of open
      9320 ;
3104 68 9325 PLA ; our saved 's' graphics mode
3105 9D4B03 9330 STA ICAUX2,X ; is given to S:
      9335 ; (note that S: ignores the upper bits of AUX2)
3108 29F0 9340 AND #$F0 ; now we set just the upper bits
310A 4910 9345 EOR #$10 ; and flip bit 4
      9350 ; (Read the text. S: expects this bit inverted
      9355 ; from what normal BASIC usage is.)
310C 090C 9360 ORA #$0C ; allow read and write access (f
      or CIO)
310E 9D4A03 9365 STA ICAUX1,X ; make CIO and S: happy
3111 2056E4 9370 JSR CIO ; and do the OPEN of S:
3114 60 9375 RTS
      9380 ;
      9385 ;;;;;;;;;;;;;;;;;;;;;;;;;;;;;;;;;;;;;;;;;;;;;;;;;;
      9390 ;
      9395 ; COLOR c
      9400 ;
      9405 ; ENTER: Color 'c' in A-register
      9410 ; EXIT: Unchanged
      9415 ;
      9420 COLOR
3115 8DE430 9425 STA SAVECOLOR
3118 60 9430 RTS ; exciting, wasn't it?
      9435 ;
      9440 ;;;;;;;;;;;;;;;;;;;;;;;;;;;;;;;;;;;;;;;;;;;;;;;;;;
      9445 ;
      9450 ; POSITION h,v

```



you to understand how simple assembly language can be.

Are there any tricky spots in the code? Not really. Though, if you are like me, you will have to pause each time you use a CMP and figure out if you really want BCS or BCC (or whether you also need a BEQ or...). Again, some of the CMP's could have been made simpler (for example, by using 'CMP #40' on line 1630 and omitting line 1640). And, again, I opted for consistency with the BASIC program.

The program does work. Try it. It took me about three hours to type it in and debug it (including about an hour of debugging the debugger). This represents much less time than it would have taken if I had not had the BASIC program as a working model. You might omit lines 1930 to 1980 the first time you run it. I won't tell you what will happen, but I will tell you that the lines are used to synchronize ball movement with the clock.

## On Assembling And Debugging

You may have noted that the master origin ("\*=") for this program is at \$3000. If you use that origin and don't do anything special, assembling the program will wipe out the source code and *kablooey!* What can you do? Personally, I prefer to direct the object code to disk when I assemble. (I usually use 'ASM,#R:,#D:file.OBJ' where "file" is the same name as the source file and I use "R:" because I list to a DIABLO or DEC serial printer.) Then, with the source also safely LISTED to disk, I can use NEW and reLOAD the object and proceed to run and debug it. Using this method, it makes sense to place the origin somewhere fairly high in EASMD's (or the Assembler/Editor's) working

```

9455 ;
9460 ; ENTER: h (horizontal) position in X,A
9465 ;         registers (LSB,MSB)
9470 ;         v (vertical) position in Y-register
9475 ;
9480 ; EXIT: unchanged
9485 ;
9490 POSITION
3119 8655 9495 STX HORIZONTAL
311B 8556 9500 STA HORIZONTAL+1 ; read the text
311D 8454 9505 STY VERTICAL ; too simple, right?
311F 60 9510 RTS
9515 ;
9520 ;;;;;;;;;;;;;;;
9525 ;
9530 ; PLOT h,v
9535 ;
9540 ; ENTER: must have done a previous COLOR call
9545 ;         X,A,and Y registers set as in POSITION
9550 ;
9555 ; EXIT: Y-register has completion status
9560 ;
9565 PLOT
3120 201931 9570 JSR POSITION
3123 A260 9575 LDX #6*10 ; file 6, again
3125 A90B 9580 LDA #CPBINR ; Command Put BINARY Record
3127 9D4203 9585 STA ICCOM,X
312A A900 9590 LDA #0
312C 9D4803 9595 STA ICBLN,X
312F 9D4903 9600 STA ICBLN+1,X ; if buffer length is zero...
3132 ADE430 9605 LDA SAVECOLOR ; then CPBINR puts one char from
A-res
3135 2056E4 9610 JSR CIO ; and this is how we PLOT
3138 60 9615 RTS
9620 ;
9625 ;
9630 ;;;;;;;;;;;;;;;
9635 ;
9640 ; DRAWTO h,v
9645 ;
9650 ; ENTER: must have done a previous PLOT
9655 ;         X,A,and Y registers as in POSITION
9660 ;
9665 ; EXIT: Y-register has completion code
9670 ;
9675 DRAWTO
3139 201931 9680 JSR POSITION
313C ADE430 9685 LDA SAVECOLOR
313F 8DFB02 9690 STA DRAWCOLOR ; where DRAWTO expects its color
3142 A260 9695 LDX #6*10 ; file 6...once more
3144 A911 9700 LDA #CDRAW ; just a command to "S:"
3146 9D4203 9705 STA ICCOM,X
3149 A90C 9710 LDA #*OC
314B 9D4A03 9715 STA ICAUX1,X ; insurance
314E A900 9720 LDA #0
3150 9D4B03 9725 STA ICAUX2,X ; ...guaranteed to work
3153 2056E4 9730 JSR CIO ; do the actual DRAWTO
3156 60 9735 RTS
9740 ;
9745 ;;;;;;;;;;;;;;;
9750 ;
9755 ;
9760 ; RND r
9765 ;
9770 ; ENTER: r in A-register
9775 ; EXIT: A-register contains a random
9780 ;         number from 0 to r, inclusive
9785 ;
9790 ;
9795 RND
3157 8D6631 9800 STA RTEMP
315A EE6631 9805 INC RTEMP ; makes CMP easier
9810 RNDWAIT
315D ADOAD2 9815 LDA RANDOM ; set a random number
3160 CD6631 9820 CMP RTEMP ; too big?
3163 B0F8 9825 BCS RNDWAIT ; yes...wait
3165 60 9830 RTS
9835 ;
3166 00 9840 RTEMP .BYTE 0 ; RESERVE SPACE
9845 ;
9850 ;;;;;;;;;;;;;;;
9855 ;
3167 9999 .END

```



memory.

An alternative method is to keep the object code in memory *below* all my source listing. With EASMD this is easy to do. For example, with this program, I simply used a 'LOMEM 3800' command to tell EASMD not to use any memory below \$3800. With the Assembler/Editor cartridge, it is almost as easy: simply use BUG to issue "C2E5 < 00,38" and then "G A000". (\$02E5 is system LOMEM, which the Assembler picks up and uses for its own when it is coldstarted at \$A000.) In both instances, make sure you have LISTed off any program in memory before changing the LOMEM bound, since it is the occurrence of NEW which forces the change.

Actually, I often use *both* of the above measures. And even then I can run into problems. When I was working on this month's program, for example, I could assemble and then load the program fine. But when I went to use "G3000" from BUG, the system looped madly. I'm still trying to figure out why, but I solved it by loading the OBJect file from the operating system and then reentering the Assembler via a cold start. BUG then worked fine. I hope that by next month I will have figured out the reason for this strange behavior and will report a fix to you. (To be fair, I am using a *very* early pre-release version of the cartridge...perhaps you won't have this problem.)

### Breakpoint Setting

Possibly the biggest fault of BUG (both versions) is the lack of easy breakpoint capabilities. Changing instructions to BRKs (\$00) and back often gets so tiresome that I tend to say the heck with it and try out an otherwise unchecked portion of code. When I'm lucky, it all works. When I'm not, I turn off the power and start again. Thank goodness I'm not trying to do this with just a cassette. The corollary? If you are using a cassette-only system, proceed with utmost caution and take the trouble to set lots of breakpoints.

That's about it for this month. Next month we will add several complications to the bouncing ball program. We will also explore some news, trivia, and gossip. And, whatever you do, don't believe everything that people say about the Atari and Atari BASIC: we may have some surprising benchmarks for you. ©

**TOLL FREE**  
**Subscription**  
**Order Line**  
**800-345-8112**  
In PA 800-662-2444

  
**Commodore**  
Check Our New  
Lowest Prices!



### PUBLICATIONS:

CBM User Guide	7.95
CBM Basic 4.0 Ref Manual	9.95
CBM Disk Manual	7.95
CBM Printer Manual	7.95
MOS Hardware Manual	6.95
MOS Programming Manual	6.95
The PET Revealed	19.95
Library of PET Subroutines	19.95
Commodore Software Encyclopedia	9.95
CBM Programmer's Reference Manual	16.95

### CBM EQUIPMENT:

CBM 4016 CPU (40 Col. Screen, 16K RAM)	790.00
CBM 4032 CPU (40 Col. Screen, 32K RAM)	990.00
CBM 8032 CPU (80 Col. Screen, 32K RAM)	1090.00
CBM 8096 CPU (80 Col. Screen, 96K RAM)	1590.00
CBM Micro Mainframe (Super PET)	1690.00
CBM 2031 Single Disk Drive (170K per 5" Diskette)	570.00
CBM 4040 Dual Disk Drive (170K per 5" Diskette)	990.00
CBM 8050 Dual Disk Drive (.7 Meg per 5" Diskette)	1340.00
CBM 4022 Tractor Feed Printer	625.00
CBM C2N Cassette Deck (New Style)	65.00
CBM CPU/IEEE Cable	35.00
CBM IEEE/IEEE Cable	40.00
8023P Dot Matrix Printer (136 Col., 150 CPS)	790.00
Tally 8024-7 (7x7 Matrix) Printer	1275.00
Tally 8024-9 (7x9 Matrix) Printer	1425.00
8300P Letter Quality Printer (40 CPS)	1790.00

### VIC EQUIPMENT:

VIC 20 (Includes RF Modulator)	255.00
VIC Single Disk Drive (170K per 5 1/4" Diskette)	470.00
VIC Joystick	9.95
VIC Modem	102.00
VIC 8K Memory Expander	59.95
VIC Super Expander	69.95
VIC 3K Memory Expander	39.95
VIC 2 Player Game Paddles	19.95
VIC 1515 Graphic Printer	325.00

### VIC SOFTWARE:

VT 106A Recreation Six Pack (Cassette)	43.95
Includes Car Chase, Blue Meanies, Space Math, Slither/Super Slither, Biorythm Capability	
VT 107A Home Utility Six Pack (Cassette)	43.95
Includes Personal Finance I, Personal Finance II, VIC Typewriter, Expense Calendar, Loan & Mortgage Calculator, Home Inventory	
VIC 1901 Vic Super Alien (Cartridge)	
VIC 1904 Super Lander (Cartridge)	29.95
VIC 1908 Draw Poker (Cartridge)	29.95
AMOK (Cassette)	18.95
VIC Avengers (Cartridge)	29.95
Snakman (Cassette)	18.95

### CBM SOFTWARE:

Wordcraft 80 Wordprocessor	295.00
Word pro 4+ Wordprocessor	325.00
OZZ Data Base System	295.00
Visicalc	200.00
Tax Preparation System	590.00
Dow Jones Portfolio	115.00
The Manager	250.00

### COMING SOON:

More VIC Peripherals and Software
CBM 8250 Dual Disk Drive
Data Acquisition and Control Devices
Ultimax
Commodore 64
More VIC Software: Gorf, Omega Race, Wizard of Wor

All Items Insured  
COD - UPS  
Prepaid Orders Shipped Free  
In Stock Items Shipped Within 48 Hours  
MASTERCARD OR VISA ADD 3%  
GA. RESIDENTS ADD 4% SALES TAX

**"CALL ABOUT  
SUPPLIES"**

  
**MART**

P.O. Box 77286  
Atlanta, Ga. 30357

404-981-5939

Call 9 AM-6:30 PM EST

Watch For Our New "800" Number  
Call or Write For a Catalog  
• Complete Catalog  
• VIC Software Catalog



For PET/CBM and VIC, this handy utility should solve some memory space problems, especially when instructions can be safely deleted from a program after they're no longer needed. It cannot work, however, on Original ROM PETs.

# Electric Eraser

Louis F. Sander  
Pittsburgh

If you program in BASIC, you'd sometimes like to delete certain program lines after they've been executed, either to protect your program from piracy, or to free up memory for the rest of the program to use. The lines that print your on-screen instructions, for example, are good candidates for deletion as soon as they've been run. Having served their purpose, they do nothing but take up space, which can really be at a premium in small-memory machines like the VIC and the 8K PET.

It would be a real help if there were an easy way to delete such lines under program control. Well, now there *is* one: Electric Eraser is a two-line routine that deletes itself and all subsequent lines as soon as it's called.

Lines 210 and 220 in the accompanying program are the Electric Eraser for Upgrade and 4.0 ROM PET/CBM machines. If you have a VIC, your eraser appears in the REMarks following line 300. Move it up to lines 210-220 before you run the forthcoming demo. In all cases, line 300 activates the Eraser. There is nothing special about this choice of line numbers, and the three lines can be renumbered at will when you use them in other programs. They consume just over 100 bytes of memory.

To use the Eraser, you must set up the lines to be erased as the last lines in your program. There can be as many of them as you wish, and they should preferably include the activator line, since you'll have no need for it once the other lines have been erased. Put the Eraser immediately before the first line you want to erase. Then your program can execute any of its lines, except for the activator, to its heart's content.

There's no need to bypass the Eraser, since it has no meaningful effect until it's activated. When it's time for the Electric Eraser to do its work, execute the activator line. This will clear all variables and make the Eraser and everything after it disappear from the program. You can, if you like, replace the END in the Eraser with another statement, and

it will be executed after it is deleted (!). If you leave out the END altogether, the subsequent lines may be executed, depending on what's in them, or your program may crash.

## Watch It Work

Right now, let's see the Electric Eraser at work. Type in the demo program and SAVE it. Don't RUN it first to check your work, or you'll have to type it in again! LIST the program and carefully check lines 210, 220 and 300 for errors. Now RUN the program, and see for yourself that all its lines are actually executed, which should be obvious from the text that prints on the screen. RUN the program again, and you'll see that lines 210 and up do not execute this time, and that you now have several hundred more bytes of free memory. LIST the program to verify that lines 210-350 are no longer there. They have been electrically erased. You *could* say that these lines were executed, then they were executed. Or maybe they were just RUN to death. Anyway, they are gone without a trace, replaced by usable memory.

## Eraser's Secret

Here is where they went: the first two PEEKs in line 210 are the keys to Electric Eraser's success. These locations contain a pointer to the start of the line currently being executed. When activated, the Eraser POKEs zeros into the link for that line and, using the USR vector as a temporary storage area, sets the Start of Variables pointer to the location just above that. As a result, BASIC thinks the program ends with the last line before the Eraser, which of course it now does. If all this is over your head, the System Information chapter of Osborne's *PET/CBM Personal Computer Guide* holds the keys to understanding. If you don't care about such matters, don't worry — you can use the Electric Eraser without understanding how and why it works.

Now you've seen the Electric Eraser in all its simple splendor, and maybe you've been impressed. If so, your next step is to add it to your bag of programming tricks, and to make equally impressive use of its powerful erasatorial punch. You could exercise your talents on the demo program, by replacing the END in line 220 with a RUN.

```

100 PRINT"{DOWN}FRE(0)=";FRE(0)
110 PRINT"{DOWN}WHERE IS THE REST OF THIS"
120 PRINT"LITTLE PROGRAM?"
200 REM ** 210 - 220 ARE THE ERASER
210 A=PEEK(58)+256*PEEK(59)+3:POKE2,INT(A/2
56):POKE1,A-256*PEEK(2)
220 IFERTHENPOKEA-2,0:POKEA-1,0:POKE42,PEEK
(1):POKE43,PEEK(2):CLR:END
230 PRINT"{DOWN}IF YOU LIST IT, YOU WON'T"
240 PRINT"FIND IT! IF YOU RUN IT ONCE"
250 PRINT"MORE, YOU'LL SEE THAT YOU"

```



```

260 PRINT"HAVE GAINED SOME MEMORY."
270 PRINT"{DOWN}THE ELECTRIC ERASER IS"
280 PRINT"POWERFUL MEDICINE!!"
300 ER=1:GOTO210:REM ** ACTIVATOR
310 REM
320 REM ** ERASER FOR THE VIC:
330 REM
340 A=PEEK(61)+256*PEEK(62)+3:POKE2,INT(A/2
56):POKE1,A-256*PEEK(2)
350 IFERTHENPOKEA-2,0:POKEA-1,0:POKE45,PEEK
(1):POKE46,PEEK(2):CLR:END

```

**\*VIC-20\***

# FROG

Take control of an animated fly zapper.  
Requires NO extra equipment.  
... Each \$17.95 cassette ...

## MAGIC CARPET

P.O. Box 35115 Phoenix, AZ 85069

GAMES FOR THE PET ALSO AVAILABLE

\*\*\*\*\*  
Star Software Presents...  
\*\*\*\*\*

## ◀ ANDY-MAN™

SCORE=00100 HI-Score=05000 SCORE=00000

\*\*\*\*\*  
A Game Featuring Your PET at its Absolute Best! A Full 8K of High Speed Machine Language Action. With Real Time Scrolling and Dual Player Option. To Get Your Copy of ◀ ANDY-MAN, Send \$19.95 to: Star Software P.O. Box 493 Merrick, N.Y. 11566 Price Includes Shipping and N.Y. State Sales Tax.  
\*\*\*\*\*

**LET COMPUTERMAT TURN YOUR VIC-PET-CBM INTO A HOME ARCADE**

# VIC SOFTWARE PET/CBM

**ALIEN INVASION** — Arcade style excitement for your VIC. Look out here they come. Aliens are descending from the sky. Move your laser into position and defend the earth. The attacks are unending — can you survive or will Vader rule the galaxy. Many extras on this one: 20 levels of play... **\$9.95**

**CATTLE-ROUNDUP** — The cows are loose in the corral. You have 2 minutes to get each cow back into the corral. You can push, coax and call the cows. Some cows are not very smart and some are very stubborn. You will have to help them. Be careful that you don't leave the corral gate open. Color graphics and sound. Eight levels of play and a time limit. .... **\$9.95**

**HEAD ON** — Your car moves forward around the race track. You can move up, down, right and left. Try to score points by running over the dots on the track. Watch out for the crusher — if you crash you lose a car. Four cars and bonus levels. Full color graphics and sound. Fast action and very addicting. 9 levels of play. .... **\$9.95**

**SNAKEOUT** — Blocks appear on the screen at random. You move up, down, right and left and try to move your snake over the blocks. Each block that you get raises your score. Keep building your score but watch out because the escape routes keep getting smaller. Time limit, color graphics and sound. 3 games on this cassette. Snakeout — 2 player Snakeout and Trapper. 9 Levels of Play. .... **\$9.95**

**TARGET COMMAND** — Move your laser into position and get ready for some quick action. Different types of missiles are dropping. How many can you shoot down. They all travel at different speeds and different levels. You must be fast on the trigger to get them all. Time limit, bonus points and very addicting. Color graphics and sound. Arcade style fun. 10 levels. ... **\$9.95**

**BOMB'S AWAY** — Can you stop him? The crazy bomber drops the bombs from the top of the screen. You get 3 buckets to catch them. Before you know it bombs are falling so fast you wonder when he will stop. Just when you think you have him under control your bucket gets smaller. Is your hand quicker than your eye?

Cass. 8K ..... \$9.95

**ASTEROIDZ** — Its your ship vs. a swarm of killer gammaroidz. You are on a collision course and must destroy them before they blast you into the next galaxy. Four levels of play. Has hyperspace keys that move you around. Arcade style entertainment at its finest. Great graphics and sound.

Cass. 8K ..... \$9.95

**MUNCHMAN** — How many dots can you cover? It's you against the computer munchers ZIP and ZAP. Can you clear the maze first or will they get you? Number keys move you up, down, right and left. GREAT GRAPHICS AND SOUND

Cass. 8K ..... \$9.95

**TARGET COMMAND** — Its you against a barrage of enemy lazars that are aimed at your ammo dumps. Sight in on the targets and score as many hits as you dare. As your skill increases so does the the difficulty — (5 levels to select). This is an arcade-style game with great graphics and sound effects. A must for your PET/CBM

Cass. 8K ..... \$9.95

VIC AND PET ARE TRADEMARKS OF CBM

**ALL VIC SOFTWARE RUNS IN  
STANDARD 3K VIC.**

PET/CBM SOFTWARE IS DESIGNED TO RUN ON  
40 CHR SCREEN AND STANDARD 8K.

COMPUTERMAT • BOX 1664, DEPT C  
LAKE HAVASU CITY, ARIZONA 86403

WRITE FOR FREE CATALOG OF VIC PET SOFTWARE  
PLEASE ADD \$1.00 PER ORDER FOR SHIPPING



CBM Maintenance  
In-House

DOWNEY, CA  
213-923-9361/714-778-5455

ALL UNDER ONE ROOF  
31 years

DES Data Equipment Supply Corp.  
8315 Firestone Blvd., Downey, CA 90241

DES ANNOUNCES

# "VIC-VILLE"<sup>®</sup> commodore

— ONE STOP VIC 20 CENTER —

\*\*SOFTWARE\*\*HARDWARE\*\*EXPANSIONS\*\*PERIPHERALS\*\*ACCESSORIES\*\*

**GAMES:** From our professional programmers  
(Robert Winter, Ralph Orton, Dan Haste,  
Robert Burnett, Doug Weick, Doug Cornish)

**GOLDBRICK** \$14.00

Many levels of play, sound and color

**A MAZE ING** \$12.00

Travel through the maze game of skill and tense action.

**GOBBLER** \$11.00

Sounds Easy? You have 25 seconds to get him and the time gets shorter at each higher level.

**HANG-U** \$12.00

Traditional Hangman plays against the VIC's 250 word dictionary OR another person.

**COGGLE** \$11.00

Computerized version of Boggle.

**BASEBALL STRATEGY** \$12.00

The excitement of baseball as a video strategic game.

**ATTACK ON SILLO III** \$12.00

You are the commander of Silo III. Defend your base.

**YAHTZEE** \$12.00

Solitaire version of this famous dice game.

**AIR STRIKE** \$11.00

Fly the new super bomber V-20 on a mission.

**PANZER ATTACK** \$14.00

Enemy tanks are attacking, and you must destroy them in the Combat Zone.

**PEDESTRIAN POLO** \$14.00

Drive the car through the streets of America.

**ASTRO MINERS** \$17.00

Hi-res graphics and sound space game requires 3k or 8k expansion

**VIC POKER** \$14.00

Play Poker against the VIC. Hi-res graphics and sound.

**SIMPLE INVENTORY CONTROL** \$49.95

LIFO System works with 5K VIC to 32K VIC. Complete documentation.

**GALACTIC BLASTER** \$12.00

The fate of the Earth is in your hands.

**COMING SOON! VIC ADVENTURE # 1** \$20.00

3 Slot Mini-Mother Memory Exp. Bd. \$69.95

☆☆☆☆☆☆☆☆☆☆☆☆☆☆☆☆☆☆☆☆

" ONLY GAME IN TOWN"  
VIC-20 " BOSS " CHESS

- 10 LEVELS
- 2 CLOCKS
- CHOOSE COLORS
- FULL SOUND
- HI-RESOLUTION GRAPHICS
- FOLLOWS COMPLETE RULES OF CHESS

*This is the best VIC-20 game we've seen !*

ONLY \$39.95

\* 8K exp. required

☆☆☆☆☆☆☆☆☆☆☆☆☆☆☆☆☆☆☆☆

DES DATA EQUIPMENT SUPPLY CORP.  
8315 Firestone Blvd., Downey, CA 90241  
(213) 923-9361 (714) 778-5455

PAYMENT (add \$3 shipping and handling)

CHECK # \_\_\_\_\_

VISA

MASTERCARGE Exp. Date \_\_\_\_\_

Acct. # \_\_\_\_\_

Name \_\_\_\_\_

Address \_\_\_\_\_

City \_\_\_\_\_

State \_\_\_\_\_ Zip \_\_\_\_\_

VIC 20 - VIC 1515 PRINTERS - VIC 1540 DISK DRIVES

VIC 20 - VIC 1515 PRINTERS - VIC 1540 DISK DRIVES

(213) 923-9361  
(714) 778-5455

**Built on a firm foundation!**



Put a digital clock on the Atari screen which ticks away, regardless of what's going on in BASIC. Type in this BASIC program and, after you run it, the clock will operate until you hit RESET. This clock has several worthwhile uses, not to mention the general applicability of this technique to other independent operations you might want to perform.

# System Clock For The Atari

Bill Zimmerman  
Littleton, CO

Run this BASIC program. Enter the correct time. A small digital clock will appear in the upper right-hand corner of the screen. The program ends. You are back to BASIC, but the little clock is still there counting the seconds. It stays there until you press RESET or disable the display. In the meantime, both you and your programs enjoy instant access to the correct time of day.

The key to this is the vertical blank routine of the Atari operating system. Sixty times every second, while the electron beam leaps to the top of the TV screen, your Atari steals a little time for itself. During this short interval the Atari restores numerous system values, maintains its real time clock and looks at the keyboard and game controllers.

## A Polite Operating System

The Atari operating system even has manners! If a time-critical operation (like a disk read) is interrupted, the OS will add one to its clock and immediately return to the waiting operation. If a normal operation is interrupted, the entire vertical blank routine is executed. For a detailed description see page 99 of the *Atari Operating System User's Guide* (C016555).

The Atari documentation claims that page six (addresses 1536 to 1791) is used by the system only when the power is turned on. During testing, I discovered that page six is used by the BASIC LIST function. For this reason the clock routines are stored in high memory behind RAMTOP where they are safe. Safe? Did you know that shift CLEAR spreads 64 zeroes past RAMTOP? So the routines end up a full page (256 bytes) above RAMTOP. Safe? Not quite. If you list more than a few lines of your program at one time through a text window, the system may go into an endless internal

loop. Do a GR.0 before scanning through your program.

At line 110, the program finds the current value of RAMTOP and sets PAGE to one less. At line 120, RAMTOP is reset to one page lower than PAGE and the address PAGEADDR is calculated. Lines 150-180 POKE the clock routines into memory, beginning at PAGEADDR. Since the assembler routines are compiled relative to page six, all sixes are changed to the new base - PAGE.

Lines 160 and 170 POKE six back into locations which really were sixes. Lines 200 through 280 accept the current time and perform some elementary editing checks. Lines 300 to 330 POKE the time values one digit at a time into the clock, and line 340 sets the clock in motion.

The OS vertical blank routine is reached by the computer through a special address called a vector. The system clock program changes the vertical blank vectors to point to its own code.

The clock and its control byte may be accessed by any BASIC program. The following routine will recalculate PAGEADDR:

```
10 RAMTOP=6*16+10
20 PAGE=PEEK(RAMTOP)+1
30 PAGEADDR=PAGE*256
```

The control byte is at PAGEADDR. To temporarily disable the display, POKE PAGEADDR,0. You might want to do this for games or when the clock would interfere with your screen. To redisplay the clock, POKE PAGEADDR,1.

The clock is stored in the six bytes following the control byte. Hours are stored in PAGEADDR+1 and PAGEADDR+2, minutes are stored in PAGEADDR+3 and PAGEADDR+4, and seconds are stored in PAGEADDR+5 and PAGEADDR+6. A program needing the current time could execute the following routine:

```
40 SAVETIME=0
50 CURRTIME=1000*PEEK(PAGEADDR+1)+100
  *PEEK(PAGEADDR+2)+10*PEEK(PAGEADDR
  +3)+PEEK(PAGEADDR+4)
60 IF CURRTIME<>SAVETIME THEN SAVETIME
  =CURRTIME:GOTO50
```

Type GR.2 for the big-screen effect, then GR.0 when you are ready to use your computer again.

Be careful when typing the DATA statements. A mistake will probably have dire consequences. In fact, it would be wise to save your work before RUNNING the first time.



```

30 REM CLOCK CONTROL AT (RAMTOP)+1
40 REM 1 = DISPLAY
50 REM 0 = NO DISPLAY
60 REM CLOCK VALUE AT ((RAMTOP)+1)+1
70 REM SIX BYTES - HHMMSS
80 REM
100 DIM A$(3)
110 RAMTOP=6*16+10:PAGE=PEEK(RAMTOP)-1
120 POKE RAMTOP,PAGE-1:GRAPHICS 0:PAGEADDR=P
AGE*256
130 ? :? :? ,"WINDING THE CLOCK":? :? :?
140 REM ARK POKE CLOCK INTO RESERVED MEMORY
150 FOR I=0 TO 237:READ X:IF X=6 THEN X=PAGE
160 POKE PAGEADDR+I,X:NEXT I
170 POKE PAGEADDR+9,6:REM REAL SIXES
180 POKE PAGEADDR+45,6
200 ? "WHAT TIME (HHMM)";:INPUT TIME
210 THH=INT(TIME/100):TMM=TIME-THH*100
220 IF THH>23 THEN 200
230 IF TMM>59 THEN 200
240 IF THH<>12 THEN 270
250 ? "MIDDAY";:INPUT A$:IF A$(1,1)<>"Y" THE
N THH=0
260 GOTO 300
270 IF THH>12 THEN 300
280 ? "AM OR PM";:INPUT A$:IF A$(1,1)="P" TH
EN THH=THH+12
290 REM POKE IN TIME AND START CLOCK
300 X=INT(THH/10):POKE PAGEADDR+1,X
310 Y=INT(TMM/10):POKE PAGEADDR+2,Y
320 X=INT(TMM/10):POKE PAGEADDR+3,X
330 Y=INT(TMM-X*10):POKE PAGEADDR+4,Y
340 X=USR(PAGEADDR+8)
350 END
1000 DATA 1, 0, 0, 0, 0, 0, 0, 196, 169, 6
1001 DATA 160, 28, 162, 6, 32, 92, 228, 169,
7, 160
1002 DATA 54, 162, 6, 32, 92, 228, 104, 96,
238, 7
1003 DATA 6, 240, 3, 76, 95, 228, 173, 0, 6,
73
1004 DATA 128, 141, 0, 6, 238, 6, 6, 169, 19
6, 141
1005 DATA 7, 6, 208, 235, 162, 4, 138, 208,
24, 173
1006 DATA 1, 6, 41, 2, 240, 17, 173, 2, 6, 4
1
1007 DATA 4, 240, 10, 169, 0, 141, 1, 6, 141
, 2
1008 DATA 6, 240, 50, 169, 9, 221, 2, 6, 176
, 45
1009 DATA 56, 189, 2, 6, 233, 10, 157, 2, 6,
254
1010 DATA 1, 6, 169, 197, 141, 7, 6, 169, 5,
221
1011 DATA 1, 6, 176, 105, 169, 0, 157, 1, 6,
202
1012 DATA 48, 97, 202, 169, 196, 141, 7, 6,
254, 2
1013 DATA 6, 16, 179, 240, 84, 173, 0, 6, 74
, 144
1014 DATA 78, 10, 141, 0, 6, 165, 204, 72, 1
65, 205
1015 DATA 72, 24, 173, 48, 2, 105, 4, 133, 2
04, 173
1016 DATA 49, 2, 105, 0, 133, 205, 160, 1, 1
77, 204
1017 DATA 72, 136, 177, 204, 105, 30, 133, 2
04, 104, 105
1018 DATA 0, 133, 205, 162, 4, 160, 8, 189,
2, 6
1019 DATA 32, 222, 6, 189, 1, 6, 32, 222, 6,
202
1020 DATA 48, 8, 169, 10, 32, 222, 6, 202, 1
44, 233
1021 DATA 104, 133, 205, 104, 133, 204, 238,
0, 6, 76
1022 DATA 98, 228, 9, 16, 13, 0, 6, 145, 204
, 136
1023 DATA 96, 13, 0, 6, 145, 204, 136, 96

```

# THE OLD TOOK'S SECRET

Journey back to the third age of middle earth. What really happened before the adventures of Bilbo and Frodo in the "Lord of the Rings"? Find out as you unravel the ever-changing mysteries in "The Old Took's Secret." (disk only)

## Don't Miss...

**INVENTORY CONTROL** - 380 items (more on multiple disks).

Sort, print, manipulate stock. A great business program for Atari owners. (We use it for ourselves!)

**ACCOUNTS RECEIVABLE** - Sorts, prints billings, ages accounts 30,60,90 days, 15 transactions per month.



All Programs \$39.95 each

Tape or Disk 48k req.

Dealer Inquiries Welcome

© Trademark of Atari, Inc.

THE COMPUTER  
seen  
software

3272 E. Anaheim St.

Long Beach, CA 90804

(213)438-7469

(10a.m. to 5p.m.)

## ATARI OWNERS!

20% OFF ALL SOFTWARE

Adventure International \* Avalon Hill \*  
Crystalware \* Automated Simulations \*  
Arcade Plus \* Gebelli Software \* On Line  
Systems \* Horizon Simulations \* IDSI \*  
Artworx \* C.E. Software

### Order from us and get:

Free Newsletter - Evaluations, Reviews!

No Club To Join - No Membership Fees!

Free Catalog!

Free Charge Card Use!

Free Phone Orders (we deduct the cost of the call)

### COMPARE:

	Retail	Your Cost
Crush, Crumble, and Stomp	29.95	23.95
Jawbreaker	29.95	23.95
Mouseattack	34.95	27.95

To Order Call:  
**(412) 235-2970**

Or Write:

**MIDEASTERN SOFTWARE**  
Box 247 New Florence, PA 15944

Send money order, certified check, personal check (allow two weeks to clear), C.O.D.

Add \$2.00 shipping per order

PA residents add 6% sales tax

Prices subject to change without notice.



This is an explanation for PET and VIC owners who wonder what BASIC looks like to the computer (it's not exactly what's on the screen). Also, have you ever needed to send text to your printer from machine language? This article explores both of these topics.

# Inner BASIC

Jim Butterfield  
Toronto

Question: When I type in a line of BASIC, how is it stored in memory? I've looked at the contents of hexadecimal addresses 400 and up in my PET and can't recognize anything.

Question: How do I print on my printer from machine language?

The two questions are partly related.

When a BASIC line is typed with a line number (so that it goes into memory), it will be stored almost as typed. In the PET, it will go into the area from hex 0400 and up. In the VIC it depends on the system: a minimum 5K VIC uses the area from hex 1000 and up. Without explaining in detail, here are the parts of a BASIC line stored in memory:

First two bytes: address link to next line ... or, if zero, end of program.

Next two bytes: line number in binary

Remainder: BASIC text with tokens

End-of-line: zero byte

If you don't know about tokens, you might read Herman's "Tokens Aren't Just For Subways" in *COMPUTE!'s First Book of PET/CBM*. So: 10 PRINT "XXX" will become: 0C 04 (link to next line at hex 040C); 0A 00 (line number 10); 99 (PRINT token); 22 58 58 58 22 ("XXX"); 00 (end of line).

That's not machine language; it's just tokenized BASIC. If you'd like to see where the interpreter does its machine language work, look up PRINT in a memory map; you can then disassemble and try to make sense out of it.

To PRINT in machine language, LOAD the A register with the ASCII character and call (JSR) hex FFD2. The character will print to the "standard" output - the screen.

To PRINT to a device other than the screen, the file must be OPENed first; this is most easily done from BASIC. When the machine language program is ready to PRINT, select the device with LDX (logical file number)/JSR \$FFC9 - this se-

quence is equivalent to CMD (logical file number). Now PRINT as above. When you have finished for the moment, disconnect the device with JSR \$FFCC. Eventually, you should CLOSE the file. Again, this is most easily done in BASIC.

If you have a PET, try entering the following information in hex:

```
0400 00 13 04 0A 00 9F 31 2C
0408 34 3A 9E 31 30 34 35 3A
0410 A0 31 00 00 00 A2 01 20
0418 C9 FF A9 41 20 D2 FF 18
0420 69 01 C9 5B D0 F6 A9 0D
0428 20 D2 FF 20 CC FF 60 00
```

This will also work on a VIC with a 3K expansion module. However, if you have the minimum 5K VIC, try entering:

```
1000 00 13 10 0A 00 9F 31 2C
1008 34 3A 9E 34 31 31 37 3A
1010 A0 31 00 00 00 A2 01 20
1018 C9 FF A9 41 20 D2 FF 18
1020 69 01 C9 5B D0 F6 A9 0D
1028 20 D2 FF 20 CC FF 60 00
```

You'll need a monitor for the VIC to do this, of course.

We have entered a program that is both BASIC and machine language. BASIC is contained in the first two and a half lines; the rest is machine language. Check it carefully. You can go back to BASIC and LIST the BASIC part. To see the ML part you'll need a disassembler.

The program as given should RUN, but to wrap things up neatly we should do one more thing: set the Start-of-Variable pointer. It's good practice and will make our program SAVE-able. On the PET, we should put address 042F into this pointer (located at hex 7C and 7D on Original ROM PETs; hex 2A and 2B on newer machines). On the VIC, we should put address 102F into the pointer at hex 2D and 2E. Don't forget that addresses go in backwards, or low order first, so that in the case of newer PETs, value 2F would go into address 2A and value 04 into address 2B.

Whether the pointers are fixed up neatly or not, you may go back to BASIC and say RUN. The program, all 47 bytes of it, causes the alphabet to be output to the printer.

Sometimes a working example is worth many pages of explanation. Try this one. Dissect it. See if you can see how it works.

We've written a BASIC program in hexadecimal, manufacturing line number, tokens, and all. Then we wrote a linked machine language program, and made it all work together.

Now see if you can output the numeric digits as well as the alphabet.





# Skyles Electric Works

---

## WORD-WRITER

**Add this one small device and greatly increase the power of your 8032, 8096 or SuperPet.**

This one small device can double, triple or quadruple the usefulness of your Commodore Business Machine.

Open your CBM computer and place this modern wonder chip in the rear empty socket. Close the lid and turn on your CBM with **WORD-WRITER a built-in word processing system**. Type "SYS36864", "RVS", key and "L" for letter. That is all there is to it — no diskettes or tapes to hassle with. Start writing!! You never knew a word processor could be so easy to use. Make a mistake? **No problem**, cursor to the front of the misspelling type "RVS" key "G key" and gobble up the offending word. Now strike "RVS," "I" (for insert) and type in the correct word or phrase. You only want to change a letter, or a line? **No problem**, a couple simple key strokes will do it.

### WORD-WRITER

Want to move or copy a line or paragraph? Want to insert a something? **No problem**, a few simple practical keystrokes and it is done. Want to change a word because you have thought of a better word? Want to change a name everywhere it appears? Want to change some occurrences of a word? **No problem**, two (2) count them, two keystrokes set you up to do this.

Do most of your letters and reports have standard paragraphs in them? **No problem**, write them once save them on disk or cassette and use them thousands of times with only a few keystrokes of typing for each paragraph.

Have a lengthy report, memo or letter to write? **No problem**, **Word-Writer** holds up to 15 — count them — 15 pages of text at one time.

Want to search, scroll, skim, skip, flip or jump through the text? **No problem**, a couple of keystrokes and you are on your way.

What about typing out or printing the text? **No problem**, a few keystrokes and you can print out a rough draft or final copy on whatever printer you have attached to your PET/CBM

This modern wonder chip:

### WORD-WRITER

**Available Immediately** from your local dealer at a modest cost of only **\$85.00** complete with an easy reading manual.

Try Word-Writer for 10 days, if you aren't completely amazed that such a small item could make such a major improvement to your CBM8032, CBM8096 or SuperPet, please return it for a full refund.

**INSTALLATION:** Installs into socket UD11 (\$A000)

**PRICE:** For CBM 8032, 8096 or SuperPET SP9000 WORD-WRITER ..... \$85.00

Please specify your PET/CBM model when ordering

**AVAILABILITY:** Immediately from your LOCAL DEALER

or

VISA, MASTERCARGE ORDERS CALL (800) 227-998 (except California residents)  
CALIFORNIA ORDERS PLEASE CALL (415) 965-1735



---

# Skyles Electric Works

231 E South Whisman Road  
Mountain View, CA 94041  
(415) 965-1735



*Making backup copies of a disk can present problems when you are using a single-drive device. Owners of the Commodore 2031 disk drive should find this file copying program indispensable.*

*Programs 1 and 2 are BASIC loaders. You type in the version for your PET (either Upgrade or 4.0) and it will create the machine language for you. Then, to start the program, type SYS 634.*

# Copy 2031 Files

G. H. Watson  
University of Delaware  
Newark, DE

Mass data storage and retrieval has been made convenient, fast, and reliable for the microcomputer user with access to a floppy disk drive. With the introduction of the CBM 2031 Single Disk Drive, Commodore has allowed the benefits of disk storage to be available to PET/CBM VIC owners with even the smallest computing budgets. However, while a single drive is more affordable than a dual drive, certain handicaps soon become apparent.

A major problem is the inability to quickly produce backup copies of disk files on a different diskette (handled easily on a dual drive with a single command). With the program here, Copy 2031 Files, the contents of a disk file are transferred to PET's programmable memory and then transferred back to a different diskette, all at machine language speed. The user simply enters the filename and switches diskettes at the appropriate time.

Operation of the program may be understood through comparison with its BASIC counterpart. In \*OPEN ERROR CHANNEL\* a channel is prepared for input of disk error messages.

```
100 OPEN 1,8,15
```

The name of the file to be copied is entered in \*OPEN FILE FOR READ\*. The filename is then appended with ".P,R" (or ".S,R") and the file is opened for reading.

```
110 PRINT:INPUT "FILENAME";FL$
120 OPEN 2,8,2,FL$+ ".P,R"
130 GOSUB 500
```

\*READ FILE\* loads the file into the memory of the PET (normally occupied by a BASIC program).

The end of the file is detected via a change in the status word ST.

```
140 XFR=TP
150 GET#2,C$
160 IF C$="" THEN C=0:GOTO 180
170 C=ASC(C$)
180 POKE XFR,C
190 IF ST THEN 210
200 XFR=XFR+1:GOTO 150
210 EOF=XFR
220 CLOSE 2
```

At this point the diskettes are switched and a file is opened for writing in \*OPEN FILE FOR WRITE\*

```
230 PRINT:PRINT"SWITCH DISKETTES,"
240 PRINT"THEN HIT RETURN."
250 GETC$:IF C$="" THEN 250
260 OPEN 2,8,2,FL$+ ".P,W"
270 GOSUB 500
```

The reverse process is carried out in \*WRITE FILE\*. The file contents are transferred byte by byte until the end of the file is indicated.

```
280 XFR=TP
290 C=PEEK(XFR)
300 C$=CHR$(C)
310 PRINT#2,C$;
320 IF XFR<EOF THEN XFR=XFR+1:GOTO 290
```

When the file is completely transferred, all files are closed in \*EXIT\*.

```
330 CLOSE 2:CLOSE 1:END
```

The subroutine \*DERROR\* allows disk errors to be detected and displayed.

```
500 INPUT#1,EN$
510 IF EN$="" THEN RETURN
520 PRINT:PRINT"DISK ERROR ";EN$;"!"
```

For the BASIC equivalent to work correctly a safe storage space must be allocated in memory for the file.

```
10 POKE 53,8:CLR
20 TP=PEEK(53)*256+PEEK(52)
```

Copy 2031 Files has been assembled to reside in the first and second cassette buffers of a BASIC 4.0 PET. [The BASIC loaders provided (Programs 1 and 2) are for 4.0 and Upgrade BASIC.] The program might run on a VIC-20 if the system variables and subroutine calls can be supplied by a knowledgeable VIC owner. Incidentally, the program will also work with the CBM 4040 Dual Disk Drive.



**ECLECTIC SYSTEMS CORPORATION**  
Order TOLL FREE 1-800-527-3135



P.O. Box 1166 • 16260 Midway Road  
Addison, TX 75001 • (214) 661-1370

**ANNOUNCES**

# EM<sup>©</sup> for the SuperPET

## EM<sup>©</sup> is ANSI standard MUMPS

### Make your SuperPET Super-Load in EM<sup>©</sup> and Dramatically Improve your Programming Productivity



EM<sup>©</sup> is more than just a programming language. It is a well integrated data management system combining with one syntax what other operating systems would call 1) an application programming language; 2) a job control language; 3) a linkage editor; 4) a database management system; and 5) a communications monitor.

**PROGRAM MANAGEMENT:**

EM<sup>©</sup> provides all programming management facilities needed to manage programs and program files. Programs can be created, edited, cataloged and debugged from within EM<sup>©</sup>. Programs can be as large as disk capacity. A resident algorithm rids memory of least frequently used variables and program modules so that what you need off-disk normally resides in memory.

**STRING POWER:**

EM<sup>©</sup> makes string handling easy with its extensive set of string operations and functions. Variable length strings can be used routinely without the obstacles presented by most other programming languages.

**PATTERN MATCHING:**

EM<sup>©</sup> can "filter" user input with a useful pattern matching that will result in fewer user or device errors. For example: dates, zip codes and names can be tested for validity with a single statement.

**GLOBALS:**

EM<sup>©</sup> obviates the need for traditional read and write operations on secondary storage devices by allowing data elements to be directly referenced as a set of subscripts; all the details of file organization and retrieval are handled by the system.

**TIMING:**

EM<sup>©</sup> enables a programmer to associate timing constraints with several operations. This feature allows testing for terminal malfunctions as well as prompting users in time-critical dialogue.

**DATA BASE MANAGEMENT:**

Sorts and merges are not necessary as EM<sup>©</sup> automatically stores data in a dynamically allocated balanced tree structure. Random access to any data item requires at most three disk reads.

**EM<sup>©</sup> UNMATCHED IN PROGRAMMING PRODUCTIVITY:**

System houses that program in EM<sup>©</sup> (MUMPS) find that their costs are lower than those of their competitors using other languages. Fewer lines of code are necessary per application. Dimension statements are not required. Subscripts may be alpha, numeric or any legal string. Data types need not be defined and can change freely throughout as EM<sup>©</sup> can recognize when it is dealing with alpha, numeric, integer or floating-point data types. EM<sup>©</sup> gives the professional programmer a full set of software tools designed for real-life tasks and problems he consistently encounters in the production and maintenance of application software. EM<sup>©</sup> adheres rigidly to ANSI MUMPS standards, which make it transportable to larger processors manufactured by DEC, TANDOM, DATA GENERAL, HARRIS and others. Additionally EM<sup>©</sup> gives the less-experienced programmer the tools to do a professional job on formidable programming applications.

**You may order EM<sup>©</sup> or SuperPET by calling ECLECTIC SYSTEMS toll-free at 1-800-527-3135 from 10 AM to 4 PM CDT Monday through Friday, or you can order by mail using the form below. Texas residents call 1-214-661-1370.**

**ECLECTIC SYSTEMS CORPORATION**  
P.O. Box 1166, 16260 Midway Road, Addison, Texas 75001

Here's my order for EM<sup>©</sup> @ \$299 plus \$3.75 for shipping and handling (UPS surface unless specified otherwise). Residents of Texas, Louisiana, Oklahoma City and Tulsa, Oklahoma must add applicable taxes.

My certified check or money order is enclosed.

Please charge my VISA # \_\_\_\_\_ or  
MasterCard # \_\_\_\_\_ Expiration date \_\_\_\_\_

\_\_\_\_\_  
Name Signature

\_\_\_\_\_  
Address

\_\_\_\_\_  
City State Zip



The program resides happily in the cassette buffers unless 1) the cassette drive is accessed, or 2) the advanced DISK BASIC commands in BASIC 4.0 are used. For example, entering DIRECTORY D0 would cause part of the program in the second cassette buffer to be overwritten. If this creates a problem, assemble the program elsewhere. Using DOS Wedge commands will not harm the program though.

As shown, Copy 2031 Files will copy program files (BASIC programs, *WordPro* files, MAE files, ...). This is controlled by the appendix "P,R" stored in \*STRING TABLE\* in reverse order. In order to copy sequential files (Data files, *PaperMate* files, ASM/TED files, ...) the P in the appendix should be replaced with an S. This change may be accomplished before running the program (SYS 634) by changing the byte with a POKE (POKE 952,80 for program files and POKE 952,83 for sequential files). For copying a large number of files, you may consider changing JMP READY to JMP BEGIN.

#### Program 1. 4.0 Version

```

500 FOR ADRES=634TO954:READ DATTA:POKE
  ADRES,DATTA:NEXT ADRES
634 DATA 169, 1, 133, 210, 32, 226
640 DATA 242, 169, 8, 133, 212, 169
646 DATA 15, 133, 211, 169, 0, 133
652 DATA 209, 32, 99, 245, 160, 3
658 DATA 169, 115, 32, 29, 187, 32
664 DATA 226, 180, 169, 0, 133, 218
670 DATA 169, 2, 133, 219, 160, 255
676 DATA 200, 177, 218, 208, 251, 162
682 DATA 4, 189, 181, 3, 145, 218
688 DATA 200, 202, 208, 247, 132, 209
694 DATA 169, 2, 133, 210, 32, 226
700 DATA 242, 169, 8, 133, 212, 169
706 DATA 2, 133, 211, 32, 99, 245
712 DATA 32, 77, 3, 162, 2, 32
718 DATA 198, 255, 169, 4, 133, 1
724 DATA 169, 3, 133, 0, 160, 0
730 DATA 32, 21, 242, 145, 0, 166
736 DATA 150, 208, 7, 200, 208, 244
742 DATA 230, 1, 208, 240, 132, 5
748 DATA 165, 1, 133, 6, 169, 2
754 DATA 32, 226, 242, 32, 204, 255
760 DATA 160, 3, 169, 127, 32, 29
766 DATA 187, 32, 228, 255, 240, 251
772 DATA 164, 209, 136, 169, 87, 145
778 DATA 218, 32, 99, 245, 32, 77
784 DATA 3, 162, 2, 32, 201, 255
790 DATA 169, 4, 133, 1, 169, 3
796 DATA 133, 0, 160, 0, 177, 0
802 DATA 32, 102, 242, 165, 1, 197
808 DATA 6, 208, 4, 196, 5, 240
814 DATA 14, 200, 208, 238, 230, 1
820 DATA 208, 234, 160, 3, 169, 164

```

```

826 DATA 32, 29, 187, 169, 2, 32
832 DATA 226, 242, 169, 1, 32, 226
838 DATA 242, 32, 204, 255, 76, 255
844 DATA 179, 162, 1, 32, 198, 255
850 DATA 32, 21, 242, 141, 176, 3
856 DATA 32, 21, 242, 141, 177, 3
862 DATA 32, 204, 255, 173, 176, 3
868 DATA 201, 48, 208, 206, 173, 177
874 DATA 3, 201, 48, 208, 199, 32
880 DATA 204, 255, 96, 13, 70, 73
886 DATA 76, 69, 78, 65, 77, 69
892 DATA 63, 32, 0, 13, 83, 87
898 DATA 73, 84, 67, 72, 32, 68
904 DATA 73, 83, 75, 69, 84, 84
910 DATA 69, 83, 44, 13, 84, 72
916 DATA 69, 78, 32, 72, 73, 84
922 DATA 32, 82, 69, 84, 85, 82
928 DATA 78, 46, 13, 0, 13, 68
934 DATA 73, 83, 75, 32, 69, 82
940 DATA 82, 79, 82, 32, 0, 0
946 DATA 33, 13, 0, 0, 82, 44
952 DATA 80, 44, 246, 230, 1, 76

```

#### Program 2. Upgrade ROM Version

Change these lines in Program 2.

```

634 DATA 169, 1, 133, 210, 32, 174
652 DATA 209, 32, 36, 245, 160, 3
658 DATA 169, 115, 32, 28, 202, 32
664 DATA 111, 196, 169, 0, 133, 218
694 DATA 169, 2, 133, 210, 32, 174
706 DATA 2, 133, 211, 32, 36, 245
730 DATA 32, 225, 241, 145, 0, 166
754 DATA 32, 174, 242, 32, 204, 255
760 DATA 160, 3, 169, 127, 32, 28
766 DATA 202, 32, 228, 255, 240, 251
778 DATA 218, 32, 36, 245, 32, 77
802 DATA 32, 50, 242, 165, 1, 197
826 DATA 32, 28, 202, 169, 2, 32
832 DATA 174, 242, 169, 1, 32, 174
838 DATA 242, 32, 204, 255, 76, 137
844 DATA 195, 162, 1, 32, 198, 255
850 DATA 32, 225, 241, 141, 176, 3
856 DATA 32, 225, 241, 141, 177, 3

```

**Get More From Your PET/CBM!**

**NEW! • DISK-O-MATE™** (Write for Price)  
A must for 2040/4040 disk owners. Write protect indicators/switches, power indicator and error beeper.

**• "Real World" SOFTWARE** (\$17 - \$25)  
Word Processor, Mailing List, Catalog, Ham Radio, Frequency Counter.

---"OLD" 8K PETS---

**• 2114 - TO - 6550 RAM ADAPTER** (\$12 - \$25)  
Replace 6550 RAMs with low cost 2114s. *Hundreds Sold!*

**• 4K MEMORY EXPANSION** (\$16 - \$62)  
Low cost memory expansion using 2114s for bigger programs.

**OPTIMIZED DATA SYSTEMS**  
Dept. C, P.O. Box 595 - Placentia, CA 92670

DISK-O-MATE trademark Optimized Data Systems -- PET/CBM trademark Commodore



# BATTERIES INCLUDED

village by the grange, 71 mccaal st. (f6) toronto m5t 2x1 telephone 596-1405

## ARBITER 1.4 MULTI-USER DISK SYSTEM FOR COMMODORE 4.0 COMPUTERS

OVER THREE HUNDRED IN USE ACROSS ONTARIO

Since September 1981 **BATTERIES INCLUDED** has been installing the ARBITER system in classrooms of Commodore BASIC 4.0 computers. The computers are connected to CBM Disk Drives and printers. All users have access to all disk drives and printers plus a host of commands to make this system configuration really usable!

THE ARBITER 1.4 SYSTEM IS READY TO GO!

### FEATURES

- 1) Easy installation.
- 2) Uses no RAM or Utility Sockets.
- 3) Up to 32 computers in one system.
- 4) System self initializes on power up.
- 5) Operation is completely transparent to the user.
- 6) Extended commands allow a friendly multi-user environment.
- 7) System design virtually eliminates interleaved printer output.

# \$150<sup>00</sup>

### SPECIAL COMMANDS

(( S - Allows students to protect files with a five character password. A three character user ID is forced into the file name.

(( L - Allows the students to load protected files if the password code is known.

LISTC - Used to produce program listings with a Commodore printer. Clumsy OPEN, CMD, LIST, PRINT#, CLOSE sequence not needed. It overcomes the listing problems found on other multi-user hardware systems.

LISTP - Used to get program listings on systems which have an ASCII printer. The cursor control characters are expanded and displayed in brackets. e.g. 'home'

ALL FILE TYPES ARE SUPPORTED - During relative or sequential file access a delay has been built in so the computer will retain control of the system until the file is closed.

TEACHER UTILITY - A utility is supplied on disk to allow the teacher to produce a hardcopy listing and output from any of the protected or unprotected files selected. Once the files are chosen from the disk directory the teacher may do other tasks while the job is completed.

IF YOUR CLASSROOM WAS DESIGNED TO TEACH COMPUTER LITERACY OR STRUCTURED BASIC THEN THIS SYSTEM WAS DESIGNED FOR YOU.

Arbiter and Arbiter 1.4 are copyrights of Batteries Included.

# SWARM-100

## JUST PLUG IT IN

- No soldering • No messy wires

## SOFTWARE SELECTABLE

1. Software select one of two operating systems. (BASIC 2.0 / BASIC 4.0)
2. Software select utility ROMs at conflicting addresses.

# \$150<sup>00</sup>



Master Charge and VISA accepted.



For 24 Pin ROM Machines Only.

# BATTERIES INCLUDED

Village by the Grange  
71 McCaul Street  
Toronto, Ontario  
Canada M5T 2X1  
(416) 596-1405



*Hit one key and a whole BASIC word is printed for you on the screen. This programming shorthand is adapted to the VIC from a PET program, "Keyword." There is also an example of how to go about converting PET machine language to work on the VIC.*

# VIC-Key

Thomas Henry  
Mankato, MN

VIC-Key is a utility for the Commodore VIC-20 computer written in machine language. Like Charles Brannon's Keyword (**COMPUTE!**, August, 1981, #15), it lets one keystroke do a lot of work. For example, hit SHIFT-A and the statement "ASC" shoots out. SHIFT-B gives "STEP", SHIFT-C gives "CHR\$" and so on. In short, 26 of the most common BASIC statements now have one-keystroke equivalents. And, unlike the standard two keystroke abbreviations that Commodore provides (for example, "I,SHIFT-N" is equivalent to "INPUT"), this version spells out the entire phrase instantly. Now when you hit SHIFT-I the entire word "INPUT" dashes out on the screen. As you can tell, this is a real time saver.

## An Important Addition

Although VIC-Key is based on the article mentioned above, one important addition has been made to the program. Using capital letters for the various keywords is a great idea since the VIC-20 doesn't like to see shifted letters in a BASIC statement anyway. However, there is one time when you want a capital letter to really be a capital letter (not a keyword), and that's when you're inside quotes. For example, line 10 of a program may read:

```
10 PRINT "I AM YOUR QUIZ-MASTER. HIT RETURN."
```

You clearly want the capital "I" and the capital "H" to be just that, ordinary capitals. Well, VIC-Key has been written in such a way that it keeps track of whether you're inside quotes or outside quotes and adjusts accordingly.

VIC-Key is able to decide if you're in quotes or not by inspecting location \$D4 in the zero page. If this location contains a zero then the quotes are OFF, and it's safe to perform the key-statement transformation. If this location contains a one, then the quotes are ON and the transformation must be skipped. (If you are a PET user, you may want to modify the original Keyword program mentioned above to also keep track of quotes. The

quotes flag location for the PET is \$CD).

## Modifying PET Machine Language To Run On VIC

Changing Brannon's Keyword program into VIC-Key was mostly a matter of disassembling the original, finding all the zero page locations called out, finding their equivalents in the VIC-20 memory map and changing them accordingly. However, there was one tricky point that almost made me give it up as hopeless. Since the VIC-20 is a relatively new computer, very little has been published on its BASIC in ROM. In short, I couldn't figure out where the needed Table of BASIC Keywords was located. All I knew was that it was somewhere between \$C000 and \$FFFF!

After just about giving up, I hit upon the idea of inspecting the VIC's ROMs with my CBM 8032. First I transferred the VIC's ROMs to DATA statements 500 bytes at a time using H. Linder's Automatic Data Statement program (**COMPUTE!**, October, 1981, #17) (modified for use with the VIC-20). After doing this I loaded the tape just made into my CBM 8032. I did this with the help of L. Jordan's "Train Your PET to Run VIC Programs" (**COMPUTE!**, October, 1981, #17). In effect, I recreated the VIC ROMs in my CBM 8032's RAM. I then disassembled this "pseudo-ROM" using Cochrane's Micromon (**COMPUTE!**, January, 1982, #20), an extended monitor, and eventually found the table I needed. To save yourself this work, you may want to make a note that the start of the Table of BASIC Keywords is \$C09E.

To use the program, follow these steps:

- 1) Enter the program.
- 2) After inspecting it for accuracy, SAVE it to tape.
- 3) RUN it, then SYS7501. VIC-Key is now activated.
- 4) Give it a try. The table shows the keyword equivalents. Confirm that VIC-Key knows whether you're in quote mode or not.
- 5) If you want to deactivate the program, simply SYS7501 again. VIC-Key is now dormant, but not wiped out from memory. You can reactivate it again at any time by doing another SYS7501.
- 6) Since the top of memory pointers has been lowered, VIC-Key is safe from BASIC program interference. In addition, typing NEW will not affect it. However, hitting the STOP/RESTORE key combination will wipe it out completely.

The keyword equivalents in the table are very easy to memorize if you note the following:

- 1) Most commands are simply alphabetical.



# WUNDERWARE® PRESENTS MORE GAMES FOR YOUR VIC-20

These games and many more! Send 50c (refundable with order) for catalog and free program listing.

## THE MAD PAINTER

This game is a little unique and a lot of fun. You control a paint brush, moving it around a colorful maze. Your job is to paint the entire maze. This is not as easy as it sounds, because in the maze with you are two voracious Bristle Biters (they love paint brushes). Occasionally you will receive a visit from an Invisible Stomper who leaves footprints in your fresh paint. Requires joystick.

**\$9.95**

## GALAXY INVASION

Deeper and deeper you go into the hostile alien galaxy. Game points by maneuvering your ship to rescue men as they drift by. Deep space fuel stations so you can continue your trek, asteroids and space mines which you must avoid at all cost, are all a part of this fun and exciting one player game. Joystick required.

**\$9.95**

## SNAKE!

A fast and fun action game for one player. You're a big snake roaming around the screen. Mice, rabbits, eggs, and feet appear at random. Your mission in life is to bite these targets. You have to be quick—the targets don't stay for long. The main problem is: you always seem to be running into the wall or into yourself (the longer you play, the longer and harder it gets to avoid your tail)! Snake keeps high score and requires a joystick.

**\$9.95**

- Price includes Postage & Handling. • Foreign orders and COD's: Please add \$3.00.
- Catalog is included with order. • Prices are subject to change without notice.
- Send check or money order to:

**W** wunderware  
P.O. Box 1287, Jacksonville, Oregon 97530

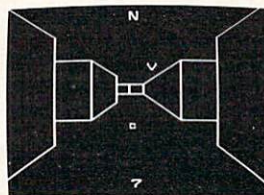
VIC-20 is a registered trademark of Commodore Business Machines.

VIC-20®

VIC-20®



## WE SELL FUN!™



**GRAVE ROBBERS \$13.95**  
Introducing the first GRAPHIC ADVENTURE ever available on the VIC-20! With realistic audio-visual effects, you explore an old deserted graveyard and actually see the perils that lie beyond.

**NIGHT RIDER \$12.95**  
High speed night time driving simulator.

**STREET SWEEPERS \$14.95**  
Gobble up all of the dots in the maze before the ensuing nemesis gets you. The maze is different every time, and if you succeed in getting all the dots, you get progressively harder mazes to complete as your skills increase. Does this sound like Pac Man? It isn't! Highly recommended and extremely addicting.

**TREASURES OF THE BAT CAVE \$19.95**

Battle the vampire bats as you search their cave for gold bullion. Fast, real time action will keep you playing for hours. Of course, you are in a different cave every time you play.

**COSMIC DEBRIS \$14.95**

This highly addictive arcade type game will keep you battling the aliens for days.

Send for free catalog.

All programs fit in the standard VIC memory, and can be controlled from the keyboard. All programs on cassette tape.

Ordering—Please add \$1.50 postage and handling per order. PA residents please add 6% sales tax.

**VICTORY SOFTWARE INC.**

2027-A S. J. Russell Circle, Elkins Park, PA 19117

(215) 576-5625

VIC-20®

VIC-20®

## VIC 20\* PROGRAMS

TOTL. TEXT 1.0 \$25.00

Full capability word processing:

- Margin and spacing control
- Centered title lines
- Indentation and tabs
- Upper and lower case and graphics
- Full screen editing
- Scroll up and down
- Long documents created using tape files

TOTL. TEXT 1.5 \$35.00

ALL TOTL. TEXT 1.0 features plus:

- Heading lines (up to 4)
- Footing line
- Footnotes
- Keyboard input
- Additional working memory

RESEARCH ASSISTANT 1.0 \$35.00

For authors, students, researchers:

- Compile reference information
- Create cross reference lists by keyword
- Save bibliographic data

TOTL. LABEL 1.0 \$20.00

Flexible mailing list and label program

- User defines label size
- Optional, non-printing data line
- Print all or just selected labels
- Easy editing
- Automatically alphabetized

All programs designed to run on the VIC 20 with 8K expander, cassette tape, and printer.

Shipping included. TOTL Software  
Send check or P.O. Box 4742  
money order to: Walnut Creek, Ca 94596

(Calif. residents add 6% sales tax. \$3.00 charge for C.O.D.)

Dealer Inquiries Welcome

\*VIC 20 is a trademark of Commodore Business Machines, Inc.

## PET/CBM OWNERS

**WALLBANGER** - Blast your way through the dodge'm, blast'm, and attack modes. If you destroy the bouncing balls before they destroy you, the walls close in for the next round. Wallbanger is written in machine language, has great sound, and encourages complex strategies.

CASS/8K/40 COL SCREEN/OLD-NEW ROMS . . . . . **\$15.00**  
(CALIF. RES. ADD 6% SALES TAX)

**MILLIPEDE** - Exterminate the oncoming millipedes and fleas as they descend through the mushroom patch. Blast giant bouncing spiders before they pounce on you. Shoot a millipede in the body and suddenly two millipedes descend toward your ship. Millipede is written in machine language, has excellent graphics, and great sound.

CASS/8K/40 COL SCREEN/OLD-NEW ROMS . . . . . **\$15.00**  
(CALIF. RES. ADD 6% SALES TAX)

Write for FREE game details:

**ON LINE SOFTWARE**  
**P.O. BOX 2044**  
**ORCUTT, CA 93455**

**WARNING!** These games cause high panic levels!

## PET/CBM OWNERS



For example, SHIFT-A equals "ASC", SHIFT-C equals "CHR\$", etc.

2) SHIFT-W, X and Y are DATA type commands, i.e., "DATA", "READ", "RESTORE".

3) For SHIFT-H think "halt" (equals STOP).

4) SHIFT-P is POKE and, one letter later, (SHIFT-Q) is PEEK.

VIC-Key consumes 174 bytes of memory, which leaves plenty left over for BASIC programming even with the limited memory of a stock VIC-20. With the new quote mode detector, VIC-Key is so easy to use that I think you'll agree that it will more than "pay" for the little memory that it uses. So rest those tired hands; let VIC-Key do the typing.

**Table of BASIC Keywords**

A	ASC	O	OPEN
B	STEP	P	POKE
C	CHR\$	Q	PEEK
D	DIM	R	RIGHT\$
E	END	S	STR\$
F	GET	T	TAB(
H	STOP	U	USR
I	INPUT	V	VAL
J	GOTO	W	DATA
K	GOSUB	X	READ
L	LEFT\$	Y	RESTORE
M	MID\$	Z	SYS
N	NEXT		

**Program.**

```

100 POKE55,77:POKE56,29
110 PRINT"WAIT..."
120 FORI=7501TO7679
130 READA:POKEI,A:X=X+A
140 NEXT
150 PRINT"SYS7501 TO ACTIVATE.";
160 IF X <> 22351 THEN PRINT" THERE IS AN E
RROR IN YOUR TYPING OF THE DATA LI
NES"
170 NEW
180 DATA120,173,20,3,72,173,21,3,72,173,116
,29,208,2,169,118
190 DATA141,20,3,173,117,29,208,2,169,29,14
1,21,3,104,141,117
200 DATA29,104,141,116,29,88,96,0,0,72,138,
72,152,72,165,215
210 DATA72,165,212,240,4,104,76,221,29,104,
201,193,144,82,201,219
220 DATA176,78,56,233,193,170,189,229,29,16
2,0,134,198,170,160,158
230 DATA132,34,160,192,132,35,160,0,10,240,
16,202,16,12,230,34
240 DATA208,2,230,35,177,34,16,246,48,241,2
    
```

```

00,177,34,48,17,8
250 DATA142,255,29,230,198,166,198,157,119,
2,174,255,29,40,208,234
260 DATA230,198,166,198,41,127,157,119,2,16
9,20,141,119,2,230,198
270 DATA104,168,104,170,104,76,191,234,198,
169,199,134,128,129,161,144
280 DATA133,137,141,200,202,130,159,151,194
,201,196,163,183,197,131,135
290 DATA140,158,127
    
```

**References**

- 1) C. Brannon, "Keyword," **COMPUTE!** #15, August 1981, pp. 120, 122.
- 2) H. Linder, "Automatic DATA Statements for CBM and Atari," **COMPUTE!** #17, October 1981, p. 22.
- 3) L. Jordan, "Train Your PET to Run VIC Programs," **COMPUTE!** #17, October 1981, p. 138.
- 4) R. A. Cochrane, "MICROMON: An Enhanced Machine Language Monitor," **COMPUTE!** #20, January 1982, pp. 160-173.



**Simulative Strategy Games**  
for the  
**VIC-20**  
from P.R. Software

*These simulative strategy games combine graphics and strategy situations to offer maximum enjoyment and challenge. No joysticks required. Non-arcade games.*

- **STAR DEFENDER**      • **CONVOY ESCORT**
- **CONVOY RAIDER**    • **COMPUTER BASEBALL**
- **BOXER'S CORNER**   • **DUNGEONS OF KAL**

**\$11.95 each**

Send check or money order plus \$1.50 postage and handling to:  
**P.R. Software, P.O. Box 169, South San Francisco, CA 94080**  
Calif. Res. add 6% sales tax  
**Dealer Inquiries Invited    Programmers sought**  
VIC-20 is a registered trademark of Commodore Business Machines

**VIC-20® SOFTWARE**  
**AT A PRICE YOU'LL LOVE**

You broke the price barrier when you bought your VIC-20\* now we break the software barrier by offering...

**3 GAMES PLUS** a detailed instruction booklet  
**FOR ONLY \$9.95**

Ontario residents add 7% sales tax      **ADD \$.75 FOR SHIPPING**  
SPECIFY JOYSTICK OR KEYBOARD VERSION AND SEND TO...

SUPERCHOMPER - Munch your way around REMEMBER - Version of Simon, 5 skill levels SEAWOLFE - Sink various enemy ships	<b>HARLI SOFTWARE</b> 1740 GARDEN BRIAR COURT #RR2 THUNDER BAY ONTARIO, CANADA P7C 4V1
--	---

*"An outstanding example of the excellent hi-res graphics and realistic sounds possible on the unexpanded VIC-20\*."*  
Dealer inquiries welcome      \*Trademark of Commodore



Coming In August:

# COMPUTE!'s First Book Of VIC

The newest title in **COMPUTE!'s First Book** series...

Our *First Book of VIC* contains the best of our VIC articles and applications published since the summer of 1981. In one convenient spiral bound volume, you'll find approximately 200 pages of information.

- |  |  |
|--|--|
| <input type="checkbox"/> <b>Chapter 1:</b> Getting Started                       | <input type="checkbox"/> <b>Chapter 4:</b> Color and Graphics      |
| <input type="checkbox"/> <b>Chapter 2:</b> Diversions – Recreation and Education | <input type="checkbox"/> <b>Chapter 5:</b> Maps and Specifications |
| <input type="checkbox"/> <b>Chapter 3:</b> Programming Techniques                | <input type="checkbox"/> <b>Chapter 6:</b> Machine Language        |

In addition to material previously published in **COMPUTE!**, several of the articles and programs including a screen print program, append, tutorials on screen formatting and keyboard input and others, are being published for the first time.

Reserve your copy of **COMPUTE!'s First Book Of VIC** today by calling TOLL FREE:

**800-334-0868**

In NC Call 919-275-9809

\$12.95 plus \$2.00 shipping and handling. MasterCard, Visa, and American Express accepted, or send your check or money order to: **COMPUTE! Books**, P.O. Box 5406, Greensboro, NC 27403. Shipment of orders to begin late August. US funds only. Foreign orders add \$4.00 for air mail, \$2.00 for surface delivery.

## COMPUTE!

Is Looking  
For

FORTH Screens:  
Applications,  
Utilities, and  
Programming  
Techniques

ATTENTION

## VIC-20 OWNERS

We have **CHALLENGING GAMES**  
for your continuous enjoyment

A NEW LINE designed for VIC-20

at \$14.95

- Chimp Chase
- Blasteroids
- Cosmic Crusader

at \$16.95

- Ultimate Tank \*
- Cosmic Crystals

Prices plus \$1.50 for shipping  
Check, money order, VISA, MASTERCARD

\* Requires 3K or 8K expander

LITTLE WIZARD DISTRIBUTING

622 North Broadway, #301  
Milwaukee, Wisconsin 53202

(414) 273-5460

HYPERTECH SENSORS LET

## VIC 20

SEE HEAR & FEEL!

### LIGHT FLUX METER

DISPLAYS FOOTCANDLES  
OR LUMENS. GREAT  
FOR VIDEOGRAPHY!

\$19.95

### VOICE COMMANDER

A VOX SWITCH FOR VIC.  
CONTROL PROGRAMS  
WITH A SHOUT!

\$25.00

### THERMOMETER

FAHRENHEIT OR CENTIGRADE.  
DISPLAYS FROM FREEZING  
(32°F) TO OVER 155°F.

\$19.95

STANDARD 10FT. LEADS CAN BE EASILY  
EXTENDED. HYPERTECH SENSORS  
PLUG DIRECTLY INTO VIC AND  
REQUIRE NO ADDITIONAL INTERFACES!

SEND 2.00 FOR CATALOG OF  
UNIQUE VIC ACCESSORIES.

**HYPERTECH**

1820 NE 142 ST  
PENTHOUSE 7  
N MIAMI FL 33181  
VIC 20 IS A T. M. OF COMMODORE



# COMPUTE!'s Listing Conventions

Many of the programs which are listed in **COMPUTE!** use special keys (cursor control keys, color keys, etc.). To make it easy to tell *exactly* what should be typed in when copying a program into the computer, we have established the following listing conventions.

## For The Atari

In order to make special characters, inverse video, and cursor characters easy to type in, **COMPUTE!** magazine's Atari listing conventions are used in all the program listings in this magazine.

Please refer to the following tables and explanations if you come across an unusual symbol in a program listing.

## Atari Conventions

Characters in inverse video will appear like: **INVERSE VIDEO**. Enter these characters with the Atari logo key, {A}.

When you see	Type	See	
{CLEAR}	ESC SHIFT <	↵	Clear Screen
{UP}	ESC CTRL -	↑	Cursor Up
{DOWN}	ESC CTRL =	↓	Cursor Down
{LEFT}	ESC CTRL +	←	Cursor Left
{RIGHT}	ESC CTRL #	→	Cursor Right
{BACK S}	ESC DELETE	⏪	Backspace
{DELETE}	ESC CTRL DELETE	⏩	Delete character
{INSERT}	ESC CTRL INSERT	⏪	Insert character
{DEL LINE}	ESC SHIFT DELETE	⏩	Delete line
{INS LINE}	ESC SHIFT INSERT	⏪	Insert line
{TAB}	ESC TAB	↵	TAB key
{CLR TAB}	ESC CTRL TAB	⏩	Clear tab
{SET TAB}	ESC SHIFT TAB	⏪	Set tab stop
{BELL}	ESC CTRL 2	🔔	Ring buzzer
{ESC}	ESC ESC	⏪	ESCape key

Graphics characters, such as CTRL-T, the ball character ● will appear as the "normal" letter enclosed in braces, e.g. {T}.

A series of identical control characters, such as 10 spaces, three cursor-lefts, or 20 CTRL-R's, will appear as {10 SPACES}, {3 LEFT}, {20 R}, etc. If the character in braces is in inverse video, that character or characters should be entered with the Atari logo key. For example, {A} means to enter a reverse-field heart with CTRL-comma, {5 A} means to enter five inverse-video CTRL-U's.

## For PET/CBM/VIC

Generally, any PET/CBM/VIC program listings will contain bracketed words which spell out any special characters: {DOWN} would mean to press the cursor-down key; {3DOWN} would mean to press the cursor-down key three times.

To indicate that a key should be *shifted* (hold down the SHIFT key while pressing the other key), the key would be underlined in our listing. For example, S would mean to type the S key while holding the shift key. This would result in the "heart" graphics symbol appearing on your screen.

Sometimes in a program listing, especially within quoted text when a line runs over into the next line, it is difficult to tell where the first line ends. How many times should you type the SPACE bar? In our convention, when a line breaks in this way, the ~ symbol shows exactly where it broke. For example:

```
100 PRINT "TO START THE GAME ~
    YOU MAY HIT ANY OF THE KEYS
    ON YOUR KEYBOARD."
```

shows that the program's author intended for you to type two spaces after the word *GAME*.

## For The Apple

Programs listed as "Microsoft" are written for the PET/CBM,

Apple, OSI, etc. Although the programs are general in nature, you may need to make a few changes for them to run correctly on your Apple. Microsoft BASIC programs written for the PET/CBM sometimes contain special cursor control characters. The following table shows equivalent Apple words. Notice that these Apple commands are *outside* quotations (and even separate from a PRINT statement). PRINT "[RVS]YOU WON" becomes INVERSE: PRINT "YOU WON":NORMAL

{CLEAR} (Clear Screen) HOME  
 {DOWN} (Cursor down)  
 Apple II +: Call -922  
 POKE 37,PEEK(37)+(PEEK(37)<23)  
 {UP} (Cursor up)  
 POKE 37,PEEK(37)-(PEEK(37)>0)  
 {LEFT} (Cursor left) PRINT CHR\$(8);  
 {RIGHT} (Cursor right)  
 PRINT CHR\$(21)

{RVS} (Inverse video on. Turns off automatically after a carriage return. To be safe, turn off inverse video after the print statement with NORMAL unless the PRINT statement ends with a semicolon.)

INVERSE

{OFF} (Inverse video off) NORMAL

Shifted characters can represent either graphics characters or uppercase letters. If within text, just use the non-shifted character, otherwise substitute a space. Some "generalized" programs contain a POKE such as POKE 59468,14. Omit these from the program when typing it in. One final note: you will probably want to insert a question mark or colon within an INPUT prompt. PET/CBM and many other BASICs automatically print a question mark:

```
INPUT "WHAT IS YOUR NAME?";N$
```

becomes

```
INPUT "WHAT IS YOUR NAME?";N$
```

## All Commodore Machines

Clear Screen {CLEAR}	Cursor Left {LEFT}
Home Cursor {HOME}	Insert Character {INST}
Cursor Up {UP}	Delete Character {DEL}
Cursor Down {DOWN}	Reverse Field On {RVS}
Cursor Right {RIGHT}	Reverse Field Off {OFF}

## VIC Conventions

Set Color To Black {BLK}	Function Two {F2}
Set Color To White {WHT}	Function Three {F3}
Set Color To Red {RED}	Function Four {F4}
Set Color To Cyan {CYN}	Function Five {F5}
Set Color To Purple {PUR}	Function Six {F6}
Set Color To Green {GRN}	Function Seven {F7}
Set Color To Blue {BLU}	Function Eight {F8}
Set Color To Yellow {YEL}	Any Non-implemented
Function One {F1}	Function {NIM}

## 8032/Fat 40 Conventions

Set Window Top {SET TOP}	Erase To Beginning {ERASE BEG}
Set Window Bottom {SET BOT}	Erase To End {ERASE END}
Scroll Up {SCR UP}	Toggle Tab {TGL TAB}
Scroll Down {SCR DOWN}	Tab {TAB}
Insert Line {INST LINE}	Escape Key {ESC}
Delete Line {DEL LINE}	



## A Monthly Feature

*You often need to know on which screen you defined a particular word. If your system supports, say, 300 screens, it's tiresome to index through them, looking for something. This search routine combines machine language with FORTH and is a fast, efficient way to find "lost" definitions.*

*If you have come up with some interesting FORTH applications or techniques, send them in to The FORTH Page, **COMPUTE!** Magazine, P.O. Box 5406, Greensboro, NC, 27403 and share them with the rest of us.*

## The FORTH Page Speed Search

Richard Mansfield, Assistant Editor

These three screens compile the word HUNT, which will locate anything on disk. Assume that you are writing a game and you remember that somewhere on your disk you defined RND to provide a random number. Unfortunately, you cannot now recall exactly where RND is located, but you think it might be between screens 50 and 70. All too often, you must laboriously list each screen and read through it, looking for that "missing" definition.

This fast search routine will fly effortlessly through your disk, reporting the screen and line number where it finds matches. To find RND, you first introduce the target by typing " RND" and then type:

```
50 70 HUNT
```

and each screen number is printed as it is checked. Any line containing a match is printed out beneath the screen number. To hunt only for the actual definition of the word, use the colon as well:

```
" :RND"
```

### FORTH Compatibility

Ideally, FORTH would be system independent: it wouldn't matter what computer you are using, you could type in a screen from **COMPUTE!** and it would work on your machine as printed. In practice, however, there always seem to be a few minor adjustments to make to a FORTH program of any significant length before it will work for your particular setup.

This search routine was developed on "FORTH For PET" which includes a word, ?TERMINAL, which checks to see if the PET STOP key is pressed. The user then can exit a loop from the keyboard as illustrated in line 13 of Screen 112. HUNT contains the modifications necessary to make it work on the APX figFORTH for the Atari. ?TERMINAL is not available on the APX version of FORTH.

Line three, Screen 110 is an Atari specific definition for ?TERMINAL. It reads the console switches and returns a three-bit result between one and seven. Each bit (1, 2, 4) represents either the START, SELECT, or OPTION keys. Any combination of these keys could be tested by using AND, but here we are merely seeing if any are pressed and, if so, we LEAVE the HUNT.

A second, minor, variation between these FORTHS requires the substitution of IFEQ for 0= on line ten, Screen 111, within the machine language character comparison. There is a major difference, on the other hand, in the way that Atari handles BLOCK.

### BLOCK Modifications For The Atari

On the PET, the word BLOCK (n1 — addr) returns the memory address of the start of a 1024-byte block. On the Atari, the word BLOCK returns the address of a 132-byte block and the value of n1 is a disk sector number (not a screen number). The Atari block is 128 bytes plus four additional bytes which are perhaps for sector management.

To simulate the PET method of handling BLOCK, line one of screen 110 defines the word BLOK. It multiplies the screen number by eight to get the correct sector and then reads in eight sectors. The address of the first sector is then left on the stack. The following sectors are in memory as required along with the four-byte tags. If you want to try to eliminate the four tag bytes, beware of damage to disk management caused by any subsequent FLUSHes.

The translation between PET and Atari FORTH is not perfect. Because of those tag bytes, a false match will be reported now and then in the Atari version. What's more, the original PET (80 column) version included a superior alternative to .LINE. When a match was found, HUNT listed the screen and flashed the target word on and off while ringing the bell. Calculating the exact video screen position of the target word is, of course, especially machine-specific, but it is impressive to watch. It requires the following modifications to MARKSTRING and the addition of the word WHITEIT:

```
: WHITEIT OVER OVER 0 DO DUP I + 80 TOGGLE LOOP
  7 EMIT DROP ;
: MARKSTRING ( SCR# ADDR --- SCR# )
```



```

OVER DUP SCR @ = 0=
IF DUP LIST CR ENDIF
BLOCK - 40 /MOD 1+ 50 * 4 + + 8050 + PAD C@
BEGIN WHITEIT WHITEIT GET UNTIL
DROP DROP ;
    
```

**HUNT**

```

SCR # 110
0 FORTH DEFINITIONS HEX 0 VARIABLE 1STCHAR
1 : BLOK 8 * DUP BLOCK SWAP DUP 7 + SWAP DO I BLOCK
  DROP LOOP ;
2
3 : ?TERMINAL -2FE1 C@ 7 XOR ; ( READS ATARI CONSO
  LE SWITCHES)
4 ( BLOK AND ?TERMINAL ARE FOR ATARI USERS ONLY )
5 : MATCH ( ADDR1 ADDR2 N --- F )
6 -DUP IF OVER + SWAP
7 DO DUP C@ I C@ -
8 IF 0= LEAVE ELSE 1+ THEN
9 LOOP
10 ELSE DROP 0= THEN ;
11
12 : CHECKIT PAD 1+ PAD C@ MATCH ; ( ADDR --- F )
13
14 : HEADER CR ." SEARCHING FOR " 22 EMIT SPACE PAD
15 1+ PAD C@ TYPE 22 EMIT SPACE ." ON SCR # ..
  ." ; -->
    
```

```

SCR # 111
0
1 : MARKSTRING ( SCR# ADDR --- SCR# )
2 OVER BLOCK - C/L / CR DUP . SPACE ( ATARI,
  USE BLOK)
    
```


```

3 OVER .LINE CR ;
4
5
6
7
8 CODE ?CHAR ( ADDR --- ADDR F )
9 1 # LDA, SETUP JSR,
10 N )Y LDA, 1STCHAR CMP, 0= ( ATARI, USE IFEQ
  , NOT 0=)
11 IF, 1 # LDA, PUSH0A JMP, THEN,
12 0 # LDA, PUSH0A JMP, FORTH
13 -->
14
15
    
```


```

SCR # 112
0 : ONEBLK ( SCR# ADDR ---
  )
1 DUP 400 + SWAP ( ATARI, USE 410, NOT 400)
2 DO I ?CHAR
3 IF I CHECKIT
4 IF I MARKSTRING ENDIF
5 ENDIF
6 LOOP DROP ;
7
8 : " 22 WORD HERE DUP C@ 1+ PAD SWAP CMOVE ;
9
10 : HUNT ( SCR#1 SCR#2 --- ;WITH STRING AT P
  AD )
11 0 SCR ! PAD 1+ C@ 1STCHAR ! HEADER 1+ SWAP
12 DO I DUP DUP CR 2 SPACES . BLOCK ONEBLK ( ATA
  RI, USE BLOK)
13 ?TERMINAL IF LEAVE ENDIF
14 LOOP CR CR ." END SEARCH" CR ;
15 DECIMAL ;S
    
```






**ATARI**  
A Warner Communications Company



400 16K .....	\$319.00
400 YOURS to 32K or 48K .....	CALL
800 (16K) .....	659.00
410 RECORDER .....	.84.00
810 DISK DRIVE .....	.449.00
850 INTERFACE .....	.169.00
830 MODEM .....	.149.00
825 PRINTER .....	.575.00
481 ENTERTAINER KIT .....	.85.00
482 EDUCATOR KIT .....	.125.00
483 PROGRAMMER'S KIT .....	.60.00
484 COMMUNICATOR KIT .....	.309.00

Prices subject to change without notice.  
Shipping extra. No tax out of state.  
Ca. residents add appropriate taxes.

**WE ARE AN AUTHORIZED ATARI SALES AND SERVICE CENTER**



**COMPUTERTIME, INC.**



P.O. Box 216  
Kentfield, CA 94914

CALL TOLL-FREE      800-227-2520  
In California      800-772-4064

## Scotch Diskettes

Rely on Scotch® diskettes to keep your valuable data safe. Dependable Scotch diskettes are tested and guaranteed error-free. The low abrasivity saves your read/write heads. They're compatible with most diskette drives.

(800)235-4137

PACIFIC EXCHANGES  
100 Foothill Blvd.  
San Luis Obispo, CA  
93401. In Cal. call  
(800) 592-5935 or  
(805) 543-1037

VISA  
Dealer Inquiries Invited

ALL ATARI® HARDWARE 15%-25% OFF LIST PRICE

Atari 800 16K .....	740.00
Atari 400 16K .....	359.00
Atari 410 Cassette .....	80.00
Atari 810 Disk .....	480.00

ATARI® ACCESSORIES 10%-20% OFF LIST PRICE

8K Memory Board .....	40.00
16K Memory Board .....	80.00
Joysticks (pair) .....	19.00
Paddles (pair) .....	19.00



To order: Call 617-964-3080  
Ask for mail order, or write:  
**BBI Mail Order**  
P.O. Box 365  
Newton Highlands, MA 02161  
(617) 964-3080

PLUS 10%-20% OFF ALL ATARI® SOFTWARE ALSO 3RD PARTY HARDWARE AND SOFTWARE AT COMPARABLE SAVINGS



# Turn To The Future With COMPUTE! Publications

## The Beginner's Guide To Buying A Personal Computer

A Novice's handbook of useful, helpful information designed to teach you the basics of evaluating and selecting a personal computer. Written in plain English for the interested beginner. Complete with personal computer specification charts and buyer's guide. Applicable to home, educational, and small business buyers. ISBN 0-942386-03-5. Paperback. \$3.95.

## COMPUTE!'s First Book Of Atari

192 pages of useful, informative applications and programs from **COMPUTE!** magazine issues now out of print. Includes previously unpublished information including Memory Map. Contents include such articles and programs as "Adding A Voice Track to Atari Programs," "Designing Your Own Atari Graphics Modes," and "Inside Atari BASIC." Spiral bound for ease of access to listings. For Beginner level to Advanced Atari users. ISBN 0-942386-00-0. Paperback. \$12.95.



## Inside Atari DOS

From the authors of the Atari Disk Operating System, an exciting step-by-step guide to the DOS software. Complete with listings of commented source code and detailed explanations of each module of code. Author: Bill Wilkinson, Optimized Systems Software, Inc. Spiral bound for ease of access to listings. For Intermediate to Advanced Atari Users. ISBN 0-942386-02-7. Paperback. \$19.95

## COMPUTE!'s First Book Of PET/CBM

256 pages of Commodore PET and CBM articles from **COMPUTE!** magazine issues now in print. Includes such classic articles and programs as "Feed Your PET Some Applesoft," "Disk Lister: A Disk Cataloging Program," and "Cross Reference For The PET." Spiral bound. ISBN 0-942386-01-9. Paperback. \$12.95

**COMPUTE! Books** invites dealer inquiries. Call the Toll Free Number below for Dealer Information.

## COMPUTE! Magazine

A Monthly encyclopedia of informative applications articles and programs. **COMPUTE!** features articles, programs, and columns covering the spectrum of home and educational computing. Monthly reviews, complete BASIC and machine language listings of games, utilities, applications such as "Programming Your Home Insurance Inventory," "Real Estate Investment Analysis," "Telecommunications: How To Use A Modem," and much more. Written for children and parents, educators, novices to advanced programmers. Principal editorial coverage is Atari, Apple, Commodore PET/CBM, and VIC-20. Editorial coverage is expanding to include TI-99/4A, Sinclair ZX-81, and Radio Shack Color Computer. Latest issue: 224 pages.

Mail to: **COMPUTE!** Publications, P.O. Box 5406, Greensboro, NC 27403 USA

### COMPUTE! MAGAZINE

My Computer Is:

- |  |   |
|--|---|
| <input type="checkbox"/> Commodore PET/CBM | <input type="checkbox"/> OSI                        |
| <input type="checkbox"/> VIC-20            | <input type="checkbox"/> Radio Shack Color Computer |
| <input type="checkbox"/> Apple             | <input type="checkbox"/> TI 99/4A                   |
| <input type="checkbox"/> Atari             | <input type="checkbox"/> Other _____                |
| <input type="checkbox"/> AIM               | <input type="checkbox"/> Don't yet have one         |

For Fastest Service  
Call Our **Toll-Free**  
US Order Line  
**800-345-8112**  
In Pennsylvania Call  
**800-662-2444**

- |   |  |
|---|--|
| <input type="checkbox"/> \$20.00 One Year US Subscription   | <input type="checkbox"/> \$25.00 Canada and Int'l Surface Mail                                     |
| <input type="checkbox"/> \$36.00 Two Year US Subscription   | <input type="checkbox"/> \$38.00 Europe Air Delivery (Foreign orders must be pre-paid in US Funds) |
| <input type="checkbox"/> \$54.00 Three Year US Subscription |  |

Payment Enclosed     VISA     MasterCard     American Express  
Acct. No. \_\_\_\_\_ Expires \_\_\_\_\_ / \_\_\_\_\_

Name \_\_\_\_\_  
Address \_\_\_\_\_  
City \_\_\_\_\_ State \_\_\_\_\_ Zip \_\_\_\_\_  
Country \_\_\_\_\_

### COMPUTE! Books

For fastest service, in the US call **Toll Free 800-334-0868**.  
In NC call **919-275-9809**.

Quantity	Price	Shipping/Handling
_____ <b>Beginner's Guide</b>	\$ 3.95 ea. +	\$ 1.00 ea.
_____ <b>First Book of Atari</b>	12.95 ea. +	2.00 ea.
_____ <b>Inside Atari DOS</b>	19.95 ea. +	2.00 ea.
_____ <b>First Book of PET/CBM</b>	12.95 ea. +	2.00 ea.
Total _____		

All orders must be prepaid (money order, check or charge). All payments must be in US funds. (Outside the US add \$4.00 shipping and handling for air mail, \$2.00 for surface mail.) NC residents add 4% sales tax.

Payment Enclosed     VISA     MasterCard     American Express  
Acct. No. \_\_\_\_\_ Expires \_\_\_\_\_ / \_\_\_\_\_

Name \_\_\_\_\_  
Address \_\_\_\_\_  
City \_\_\_\_\_ State \_\_\_\_\_ Zip \_\_\_\_\_  
Country \_\_\_\_\_

Allow 4-6 weeks for delivery. Foreign surface delivery 2-3 months.



# COMPUTE! Back Issues

Here are some of the applications, tutorials, and games from available back issues of **COMPUTE!**. Each issue contains much, much more than there's space here to list, but here are some highlights:

**January 1981:** Load PET Programs Into The Apple II, Player-Missile Graphics for Atari, The Atari DOS, The Kernel of the OSI Operating System, Fixing LOADING Problems on the PET, Spooling with the PET Disk, Expanding KIM.

**February 1981:** Simulating PRINT USING, Using the Atari as a Terminal for Telecommunications, Attach a Printer to the Atari, Double Density Graphing on CIP, Commodore Disk Systems, PET Crash Prevention, A 25¢ Apple II Clock.

**May 1981:** Named GOSUB/GOTO in Applesoft, Generating Lower Case Text on Apple II, Copy Atari Screens to the Printer, Disk Directory Printer for Atari, Realtime Clock on Atari, PET BASIC Delete Utility, PET Calculated Bar Graphs, Running 40 Column Programs on a CBM 8032.

**June 1981:** Computer Using Educators (CUE) on Software Pricing, Apple II Hires Character Generator, Ever-expanding Apple Power, Color Burst for Atari, Mixing Atari Graphics Modes 0 and 8, Relocating PET BASIC Programs, An Assembler In BASIC for PET, QuadraPET: Multitasking?

**July 1981:** Home Heating and Cooling, Animating Integer BASIC Loops Graphics, The Apple Hires Shape Writer, Adding a Voice Track to Atari Programs, Machine Language Atari Joystick Driver, Four Screen Utilities for the PET, Saving Machine Language Programs on PET Tape Headers, Commodore ROM Systems, The Voracious Butterfly on OSI.

**August 1981:** Minimize Code and Maximize Speed, Apple Disk Motor Control, A Cassette Tape Monitor for the Apple, Easy Reading of the Atari Joystick, Blockade Game for the Atari, Atari Sound Utility, The CBM "Fat 40," Keyword for PET, CBM/PET Loading, Chaining, and Overlaying.

**September 1981:** The Column Calculator, What is a Modem and Why Do I Need One?, PET, Apple, Atari: On Speaking Terms, A Tape "EXEC" for Applesoft, A Self-altering Program for Apple II, Posi-

tioning P/M Graphics and Regular Graphics in Memory, An Atari BASIC Sort, Shoot, an Arcade Game for Atari, Exploring OSI's Video Routine, PET Tape Append and Renumber, All About LOADING PET Cassettes.

**October 1981:** Automatic DATA Statements for CBM and Atari, VIC News, Undeletable Lines on Apple, PET, VIC, Budgeting on the Apple, Switching Cleanly from Text to Graphics on Apple, Atari Cassette Boot-tapes, Atari Variable Name Utility, Atari Program Library, Train your PET to Run VIC Programs, Interface a BSR Remote Control System to PET, A General Purpose BCD to Binary Routine, Converting to Fat-40 PET.

**November 1981:** SuperPet: A Preview, Japanese Micros: A First Look, Introduction to Binary Numbers, An Apple Primer, Page Flipper for Apple, An Atari Database System, A Program for Writing Programs on the Atari, Atari Textplot, OSI Relocation, The PET Speaks, Inversion Partitioning, A Personal News Service on PET, Bits, Bytes, and Basic Boole.

**December 1981:** Saving Fuel \$\$ (Multiple Computers: versions for Apple, PET, and Atari), Unscramble Game (multiple computers), Maze Generator (multiple computers), Animating Applesoft Graphics, A Simple Printer Interface for the Apple II, A Simple Atari Wordprocessor, Adding High Speed Vertical Positioning to Atari P/M Graphics, OSI Supercursor, A Look At SuperPET, Supermon for PET/CBM, PET Mine Maze Game.

**January 1982:** Invest (multiple computers), Developing a Business Algorithm (multiple computers), Apple Addresses, Lowercase with Unmodified Apple, Cryptogram Game for Atari, Superfont: Design Special Character Sets on Atari, PET Repairs for the Amateur, Micromon for PET, Self-modifying Programs in PET BASIC, Tiny-mon: a VIC Monitor, Vic Color Tips, VIC Memory Map, ZAP: A VIC Game.

**February 1982:** Insurance Inventory (multiple computers), Musical Transposition (multiple computers), Multitasking Emulator (multiple computers), Disassemble Apple Programs from BASIC, Plotting Polar Graphs on Apple, Atari P/M Graphics Made Easy, Atari PILOT, Put A Rainbow in your Atari, Marquee for PET, PET Disk

Disassembler, VIC Paddles and Keyboard, VIC Timekeeping.

**March 1982:** Word Hunt Game (multiple computers), Infinite Precision Multiply (multiple computers), Atari Concentration Game, VIC Starfight Game, CBM BASIC 4.0 To Upgrade Conversion Kit, Apple Addresses, VIC Maps, EPROM Reliability, Atari Ghost Programming, Atari Machine Language Sort, Random Music Composition on PET, Comment Your Apple II Catalog.

**April 1982:** Track Down Those Memory Bugs (multiple computers), Shooting Stars Game (multiple computers), Intelligent Input Subroutines (multiple computers), Ultracube for Atari, Customizing Apple's Copy Program, Using PET/CBM In The High School Physics Lab, Grading Exams on a Microcomputer (multiple computers), Atari Mailing List, Renumber VIC Programs The Easy Way, Browsing the VIC Chip, Disk Checkout for PET/CBM.

**May 1982:** VIC Meteor Maze Game, Atari Disk Drive Speed Check, Modifying Apple's Floating Point BASIC, Fast Sort For PET/CBM, Extra Atari Colors Through Artifacts, Life Insurance Estimator (multiple computers), PET Screen Input, Getting The Most Out Of VIC's 5000 Bytes.


**Home and Educational COMPUTING!** (Fall 1981 and Summer 1981 – count as one back issue): Exploring The Rainbow Machine, VIC As Super Calculator, Custom Characters, Alternate Screens, Automatic Line Numbers, Using The Joystick (Spacewar Game), Fast Tape Locator, Window, VIC Memory Map.

Back issues are \$3.00 each or six for \$15.00. Price includes freight in the US. Outside the US add \$1.00 per magazine ordered for surface postage. \$3.00 per magazine for air mail postage. All back issues subject to availability.

In the Continental US call  
**TOLL FREE 800-334-0868**  
(In NC Call 919-275-9809)

Or write to **COMPUTE!** Back Issues, P.O. Box 5406, Greensboro, NC 27403 USA. Prepayment required in US funds. MasterCard, Visa and American Express accepted. North Carolina Residents add 4% sales tax.





## COMPUTE! Subscriber Services

Please help us serve you better. If you need to contact us for any of the reasons listed below, write to us at:

**COMPUTE! Magazine**  
P.O. Box 5406  
Greensboro, NC 27403

or call the Toll Free number listed below.

**Change Of Address.** Please allow us 6-8 weeks to effect the change; send your current mailing label along with your new address.

**Renewal.** Should you wish to renew your **COMPUTE!** subscription before we remind you to, send your current mailing label with payment or charge number or call the Toll Free number listed below.

**New Subscription.** A one year (12 month) US subscription to **COMPUTE!** is \$20.00 (2 years, \$36.00; 3 years, \$54.00. For subscription rates outside the US, see staff page). Send us your name and address or call the Toll Free number listed below.

**Delivery Problems.** If you receive duplicate issues of **COMPUTE!**, if you experience late delivery or if you have problems with your subscription, please call the Toll Free number listed below.

**COMPUTE!**  
**800-334-0868**  
In NC 919-975-9809

# CAPUTE!:

## Modifications Or Corrections To Previous Articles

### Improved Search For Apple II

Our thanks to Jim Gordon for the following improvement to the Apple version of "Search For PET And Apple II Plus," June 1982, #25, pg. 43. Change line 700 to:

```
700 FOR ADRES=768 TO 902: READ DTA: POKE
    ADRES,DTA: NEXT
```

and revise the following lines:

```
852 DATA 4, 200, 76, 76, 3, 162
870 DATA 76, 76, 3, 76, 119, 3
888 DATA 163, 32, 237, 253, 32, 32
894 DATA 237, 169, 160, 32, 237, 253
900 DATA 76, 108, 3
```

### Self-Modifying P/M Graphics Utility Updated

Ken Grace, the author of "A Self-modifying P/M Graphics Utility," June 1982, #25, pg. 120, sent in the following update to his article.

Line 420 of Program 2 should be changed to:

```
420 IF A=15 THEN 310
```

Further testing of the program revealed that certain combinations of inputs lead to the famous "keyboard lockup" problem. The problem results from having all the deletions bunched together in lines 57-68. By splitting them up and sprinkling them among the earlier lines, the problem does not show up. Some renumbering of lines 3-55 will be needed to make room for these deletion steps. For example, lines 3-12 could be deleted by inserting a new line 13:

```
13 GOSUB 90:FOR I=3 TO 12:? I:NEXT I:GOSUB 91
```

Similarly, the number of players is obtained in line 20; therefore, the deletions in lines 64 and 65 could be done after line 20. Avoid putting the deletions inside the loops from 21 to 40 and from 42 to 51. Line 56 will no longer be needed. The final cleanup, as in line 68, would have to remain at the end, with appropriate changes in the line numbers in the PRINT (?) statements.

### Shooting Stars

The following changes should be made to the PET/CBM version of "Shooting Stars" from **COMPUTE!**, April 1982, #23.

```
440 GET K$:IF K$<>" " THEN 480
550 PRINT " SHOTS FIRED: ";SH;"{LEFT} SCORE: {
    REV}";INT(H*100/SH);" {OFF} HITS: ";H;
```



# TAKE A BYTE OUT OF YOUR SOFTWARE COST!



Pilot	Disk	63.96
Choplifter	Disk	27.96
Canyon Climber	Disk	23.96
ZORK I	Disk	31.96
ZORK II	Disk	31.96
Bug Attack	Disk	23.96
Bug Attack	Cass	23.96
Andromeda	Disk	31.96
Match Racers	Disk	23.96
Pathfinders	Disk	27.96
Letter Perfect w/mail merge	Cart	199.96
Wizards of WOR	Disk	31.96
Gorf	Disk	31.96
OS/A+ & Basic A Combo	Disk	120.00
Jawbreaker	Disk	23.96
Frogger	Disk	27.96
Le Stick	Accs	31.96
Deadline	Disk	39.96
Pac-Man	Cart	35.96
Centipede	Cart	35.96
Temple of Apshai	Disk	31.96
ARCADE Pro Football	Disk	23.96

Member of the Better Business Bureau

## SOFTWARE GALORE

A MEMBERSHIP BUYING SERVICE

Orders:

**1-800-423-6326**

California Orders/Catalog:  
**213-827-1851**

Mail to:

P.O. Box 10005 • Marina del Rey, CA 90291

## The Communicator

A Step Beyond the Smart Terminal

All the features of the  
PET Terminal Emulator

PLUS

Design your own sophisticated  
communication system;  
two computers working together!

\$175 PET Terminal Emulator

\$200 The Communicator

## Special Introductory Offer

\$600 PET Terminal Emulator +  
U.D.S. 1200 baud modem

\$625 The Communicator +  
U.D.S. 1200 baud modem

(call) U.D.S.

1200 baud modem or  
300 baud modem

Amplify, Inc.

2325 Macbride  
Iowa City, Iowa 52240  
319-351-4775

## 1 Mhz - 12 Bit A/D

for your Apple II Computer

The APPLESCOPE-HR12 analog to digital converter uses a high stability buried zener voltage reference and a flash A/D to give 12 bit accuracy with a 14 bit dynamic range.

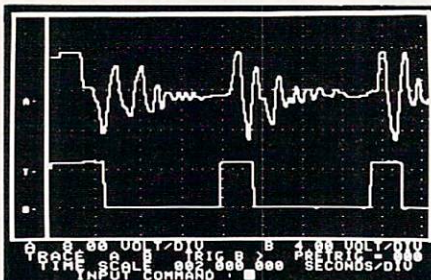
- DC to 1 Mhz Programmable Sample Rate
- 2048 Sample Buffer Memory
- Pretrigger Viewing
- Continuous or Single Sweep
- 4 Channel Software Support (requires additional power supply)
- External Trigger Input

The standard software provided with each APPLESCOPE-HR 12 includes all of the functions necessary to turn your Apple II computer into a high quality digital storage oscilloscope. In addition all of the SCOPE DRIVER options are being up-graded to handle the higher resolution data.

Price per channel **\$695**

The original APPLESCOPE still provides the optimum price/performance trade off for those users requiring 8 bit converter resolution.

### APPLESCOPE INTERFACE



- DC to 3.5 Mhz sample rate
- 1024 byte buffer memory
- Pretrigger Viewing
- Programmable Scale Select
- Continuous and Single Sweep Modes
- Single or Dual Channel Trace

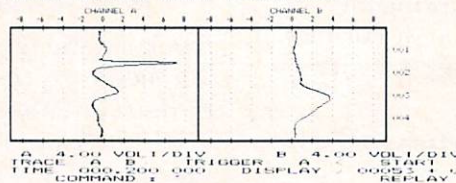
Price for the two board Applescope system is **\$595**

EXTERNAL TRIGGER ADAPTER **\$29**

SCOPE DRIVER Advanced software for the APPLESCOPE analog to digital converters makes full use of the computing power of the Apple II to create a total data acquisition system. Available options include:

- Signal Averaging-Acquires 1 to 999 signal sweeps and displays the averaged result.
- Digital Volt Meter - Allows use as real time DVM or use to measure points on an acquired sweep.
- Disk Storage - Allows automatic storage and recover of acquired data on floppy disks.
- Spectrum Analyzer-Calculates and displays frequency spectrum of acquired data.

CHART RECORD DEMO EPSON RX800



### BUS RIDER

#### LOGIC ANALYZER for the APPLE II

The BUS RIDER circuit card silently rides the Apple II peripheral bus and allows real time tracking of program flow. Software provided allows set up of trace parameters from the keyboard and read back of disassembled code after a program has been tracked.

- 32 bit by 512 sample memory buffer
- Monitors Data and Address bus plus 8 external inputs
- Trigger on any 32 bit word or external trigger
- Pretrigger viewing

The BUS RIDER is an invaluable development tool for anyone working with Apple II or Apple II+ computers.

Price **\$395**

RC ELECTRONICS INC.

7265 Tuolumne Dr., Goleta, CA 93117

(805) 968-6614



## This Publication is available in Microform.



## University Microfilms International

Please send additional information  
for \_\_\_\_\_

Name \_\_\_\_\_

Institution \_\_\_\_\_

Street \_\_\_\_\_

City \_\_\_\_\_

State \_\_\_\_\_ Zip \_\_\_\_\_

300 North Zeeb Road  
Dept. P.R.  
Ann Arbor, Mi. 48106



# New Products



## SuperPILOT Added To Instructional Development Software

SuperPILOT, an extension of the Apple PILOT software language, has been announced by Apple Computer, Inc. It joins several new products in Apple's PILOT series that help educators and industrial trainers create lessons and illustrations for computer-aided instruction.

SuperPILOT offers all the capabilities of Apple PILOT plus added features for graphic enhancement, easy debugging, and external video control.

The SuperPILOT program:

- controls external videodisc and videotape through user and computer command and response
- presents "turtle" graphics for graphics programming and discovery learning
- allows for immediate debugging of a program-in-progress, which reduces programming frustration
- displays color text on color background
- displays double-sized characters for emphasis

Also announced are two support products in Apple's PILOT family, Co-PILOT and SuperPILOT Log. Co-PILOT is a completely self-contained, self-paced interactive tutorial on two diskettes which teaches how to program in Apple PILOT. SuperPILOT Log works with SuperPILOT as an administrative record keeping program that automatically tracks test scores by item, student, or class, and can

also analyze non-computer test scores entered manually.

### Price And Distribution

SuperPILOT (product #A2D0051) will be available mid-July from authorized Apple dealers. Included in the SuperPILOT package is the diskette tutorial Co-SuperPILOT. The program requires an Apple II or Apple II Plus personal computer with 64K of RAM (such as a 48K Apple II Plus with a language card). The suggested retail price is \$200.

A price reduction has been announced for Apple PILOT (product #A2D0028). It is now \$100, a 33% reduction.


Co-PILOT (product #A2D0050) is priced at \$35, and SuperPILOT Log (product #A2D0052) has a suggested retail price of \$50.

*Apple Computer, Inc.  
20525 Mariani Ave.  
Cupertino, CA 95014  
(408)973-3019*

## Commodore Introduces New Letter Quality Printer

The new Commodore 8300P Letter Quality Printer, designed especially for use with PET and CBM Computers, has been announced.

A version of the Diablo Model 630 Receive-Only Terminal, the 8300P includes the following standard features: immunity to electrostatic discharge, end-of-ribbon sensor, paper-out detection, cover-open interlock,



internal self-test diagnostics, 320-byte printer buffer and automatic bi-directional printing.

Standard control panel features include: form-feed, pause and reset switches, as well as two lights indicating ready/error and power-on. Switch selectable features available by raising the access cover are printwheel select, pitch, parity, protocol, baud-rate and self-test.

Optional support of languages other than English is available. Optional accessories include an adjustable-width continuous forms tractor mechanism.

The standard ribbon supplied with the CBM 8300P is the Diablo multi-strike film ribbon. The CBM 8300P directly supports use of most Diablo metal or plastic printwheels.

An IEEE to RS-232C printer adaptor will be supplied with the printer. All CBM printers are equipped with a standard PET-IEEE interface connector.

Retail price is \$3400.

*Commodore Business Machines Ltd.  
3370 Pharmacy Avenue  
Agincourt, Ontario  
M1W 2K4  
(416)499-4292*



# ATARI HOME COMPUTERS



**ATARI 800    ATARI 400**  
**16K ... \$649    16K ... \$269**  
**32K ... \$729    32K ... \$389**  
**48K ... \$769    48K ... \$489**

410 Recorder	\$76.00
810 Disc Drive	\$449.00
822 Printer	\$269.00
825 Printer	\$589.00
830 Modem	\$159.00
820 Printer	\$259.00
850 Interface	\$169.00
New DOS 2 System	\$29.00
CX30 Paddle	\$18.00
CX40 Joy Stick	\$18.00
CX853 16K RAM	\$77.95
Microtek 16K RAM	\$74.95
Microtek 32K RAM	\$119.95
Ramdisk (128K)	\$429.95
Intec 48K Board	\$219.95
Intec 32K	\$119.95
One year extended warranty	\$70.00
481 Entertainer	\$69.00
482 Educator	\$130.00
483 Programmer	\$49.00
484 Communicator	\$344.00

## ATARI HOME COMPUTER PROGRAMS

<b>HOME OFFICE</b>	
CX404 ATARI Word Processor	\$119.00
CX8102 Calculator	\$29.00
CX412 Dow Jones Investment Evaluator	\$99.00
CX4109 Graph It Joystick optional	\$17.00
CX4104 Mailing List	\$20.00
CX4115 Mortgage & Loan Analysis	\$13.00
CX4103 Statistics I	\$20.00
CX8107 Stock Analysis	\$20.00
CXL4015 TeleLink I	\$23.00
<b>HOME STUDY</b>	
CX4101 An Invitation to Programming I	\$20.00
CX4106 An Invitation to Programming 2	\$23.00
CX4117 An Invitation to Programming 3	\$23.00
CX4107 Biorhythm	\$13.00
Conversational Languages (ea.)	\$46.00
CX4121 Energy Czar	\$13.00
CX4114 European Countries & Capitals	\$13.00
CX4108 Hangman, Joystick optional	\$13.00
CX4102 Kingdom	\$13.00
CXL 4007 Music Composer	\$34.00
CX4123 Scram, uses joystick	\$20.00
CX4112 States & Capitals	\$13.00
CX4110 Touch Typing	\$20.00
<b>HOME ENTERTAINMENT</b>	
PAC MAN	\$35.00
CENTIPEDE	\$35.00
CAVERNS OF MARS	\$32.00
CXL4013 Asteroids	\$29.00
CXL4004 Basketball	\$27.00
CX4105 Blackjack	\$13.00
CXL4009 Computer Chess	\$29.00
CXL4012 Missile Command	\$29.00
CXL4008 Space Invaders	\$29.00
CXL4011 Star Raiders	\$39.00
CXL4006 Super Breakout	\$29.00
CXL4010 3-D Tic-Tac-Toe	\$27.00
CXL4005 Video Easel	\$24.00
<b>PROGRAMMING LANGUAGES AND AIDS</b>	
CXL4003 Assembler Editor	\$47.00
CXL4002 ATARI BASIC	\$47.00
CX8126 ATARI Microsoft BASIC	\$70.00
CXL 4018 PILOT	\$72.00
CX405 PILOT (Educational)	\$105.00

Visicalc	\$189.00
Letterperfect (Word Processor)	\$109.00
Data Soft Textwizard	\$89.00
Canyon Climber	\$24.00
Tumble Bug	\$24.00
Shoot Arcade	\$24.00
Pacific Coast	\$24.00
Bishops Square	\$24.00
Micro Painter	\$27.00

## ATARI PROGRAM EXCHANGE:

Eastern Front '41	\$25.50
Avalanche	\$15.50
Outlaw	\$15.50
747 Landing Simulation	\$15.50
Babel	\$15.50
Dog Daze	\$15.50
Downhill	\$15.50
Attack!	\$15.50
Blackjack-Casino	\$15.50
Reversi II	\$15.50
Domination	\$15.50
Solitaire	\$15.50
Disk Fixer	\$15.50
Supersort	\$15.50
Data Management	\$15.50
Chameleon	\$15.50
Instedit	\$15.50
Insomnia	\$15.50
My First Alphabet	\$25.50
Mapware	\$18.00
Number Blast	\$11.50
Family Cash Flow	\$15.50
Weekly Planner	\$15.50
Bowler's Data Base	\$13.00
Banner Generator	\$11.50

## Crystal Software

Bermuda Fantasy	\$26.00
Beneath Pyramids	\$20.00
Galactic Quest	\$26.00
House of Usher	\$20.00
Forgotten Island	\$26.00
Haunted Palace	\$33.00

## Compumax (Accl. Rec., Gen. Ledger, Inventory, Payroll, ea.)

Inventory, Payroll, ea.)	\$110.00
--------------------------	----------

## Synapse

File Manager 800	\$79.95
Dodge Racer	\$19.00
Chicken	\$24.00
Slime	\$24.00
Nautilus	\$24.00
Disk Manager	\$24.00
Fort Apocalypse	\$24.00
Assembler	\$39.00
Protector	\$24.00

## EXPY (Automated Simulation)

Ricochet	\$14.50
Crush, Crumble & Chomp	\$24.00
Star Warrior	\$29.00
Rescue at Rigel	\$24.00
Datstones	\$16.00
<b>OnLine</b>	
Jaw Breaker	\$27.00
MouskATTACK	\$31.00
Invasion Orion	\$18.50
Mission Asteroid	\$22.00
The Next Step	\$34.00
Softporn	\$27.00
Wizard & Princess	\$29.00

## Arcade Plus

Ghost Hunter (cassette)	\$24.00
Ghost Hunter (disk)	\$30.00
<b>K-Byte</b>	
K-BYTE Crazy Shoot Out (ROM)	\$39.00
K-DOS	\$69.00
K-Razy Kritters	\$39.00
K-Star Patrol	\$39.00
K-Razy Antiks	\$39.00
Stick Stand	\$6.99

## Texas Instruments



**TI-99/4A \$299**

PHA2100 R F Modulator	\$29.00
PHP1600 Telephone Coupler	\$179.00
PHP1200 Peripheral Expansion Box	\$199.00
PHP1220 RS 232 Card	\$143.00
PHP1240 Disk Controller	\$199.00
PHP1250 Disk Drive	\$319.00
PHP1100 Wired Remote Controllers (pair)	\$31.00
PHP1260 32K RAM	\$229.00
PHP Printer Solid State	\$319.00
PHM3006 Home Financial Decisions	\$26.00
PHM3013 Personal Record Keeping	\$43.00
PHD5001 Mailing List	\$60.00
PHD5021 Checkbook Manager	\$18.00
PHM3008 Video Chess	\$60.00
PHM3010 Physical Fitness	\$26.00
PHM3009 Football	\$26.00
PHM3018 Video Games I	\$26.00
PHM3024 Indoor Soccer	\$26.00
PHM3025 Mind Challengers	\$22.00
PHM3031 The Attack	\$35.00
PHM3032 Blast	\$22.00
PHM3033 Blackjack and Poker	\$22.00
PHM3034 Hustle	\$22.00
PHM3036 Zero Zap	\$18.00
PHM3037 Hangman	\$18.00
PHM3038 Connect Four	\$18.00
PHM3039 Yahtzee	\$22.00
Tombstone City 21st Century	\$34.00
Munch Man	\$34.00
T I INVADERS	\$34.00
CAR WARS	\$34.00

## Printers

Smith Corona TP1	\$699.00
Centronics 739-1	\$519.00
Centronics 739-3	\$619.00
Diablo 630 Special	\$1799.00
<b>Epson</b>	
MX80 w/Graftrax	\$449.00
MX80FT III	SCall
MX100	SCall
<b>NEC</b>	
8023	\$549.00
7710/7730	\$2399.00
3510/3530	\$1789.00
<b>Okidata</b>	
82A	\$499.00
83A	\$749.00
84	\$1129.00
<b>Citoh Starwriter</b>	
F10-40 CPS	\$1469.00
F10-55 CPS	SCall
Prowriter	\$499.00
<b>Talley</b>	
8024-L	\$1629.00
<b>IDS</b>	
Prism	SCall
MPC Apple Parallel Board & Cable	\$69.00
2 Meter RS232-RS232	\$29.95
Cables Available For Most Interfacing Purposes	

## Computer Covers

### ATTRACTIVE DUST COVERS FOR YOUR COMPUTER AND DISK DRIVE

Atari 400	\$6.99	Commodore VIC-20	\$6.99
Atari 800	\$6.99	Commodore 8032	\$14.99
Atari 810	\$6.99	Commodore	
All Atari Covers are		8050/4040	\$10.99
Beige.		All Commodore covers	
		are Royal Blue.	

Most software for Atari 400/800 available on cassette or disk.


# computer mail order west

CALL TOLL FREE **800-648-3311**

IN NEVADA, CALL (702) 588-5654

P.O. BOX 6689, STATE LINE, NEVADA 89449





## HP-85 \$1899

HP-86	.....	\$Call
HP-87	.....	\$1769.00
HP-125	.....	\$1999.00
HP-85 16K Memory Module	.....	\$169.00
5 1/4" Dual Master Disc Drive	.....	\$1769.00
Hard Disk w/Floppy	.....	\$4349.00
Hard Disk	.....	\$3440.00
"Sweet Lips" Plotter	.....	\$1149.00
80 Column Printer	.....	\$799.00
87 CP/M	.....	\$399.00
87 128K Memory	.....	\$610.00
87 Visicalc	.....	\$205.00

## HP-41CV Calculator . . . \$239.00

41C	.....	\$189.00
11C	.....	New Low Price \$79.00
12C	.....	\$114.00
34C	.....	\$114.00
38C	.....	\$114.00
HP-41 Printer	.....	\$340.00

### HPIL CALCULATOR PERIPHERALS

IL Modul	.....	\$104.00
Digital Cassette	.....	\$449.00
Printer/Plotter	.....	\$419.00
Card Reader	.....	\$164.00
Optical Wand	.....	\$99.00

## NEC

8001-A	.....	\$749.00
8031	.....	\$749.00
8012	.....	\$549.00
Accounts Receivable	.....	\$295.00
Word Processing	.....	\$395.00
General Accounting	.....	\$295.00
Inventory Control	.....	\$295.00
Job Cost	.....	\$295.00

## Maxell Disks

MD I (box of 10)	.....	\$36.00
MD II (box of 10)	.....	\$46.00
MFD I (8")	.....	\$44.00
MFD II (8" Double Density)	.....	\$54.00
Syncom (box of 10)	.....	\$29.00

## Apple

Call for availability and prices on all Apple computers and peripherals.

## Televideo

910	.....	\$579.00
912C	.....	\$699.00
920C	.....	\$749.00
925C	.....	\$749.00
950	.....	\$939.00
Call for computers		
802	.....	\$Call
802H	.....	\$Call
816	.....	\$Call
806	.....	\$Call

## Commodore BUSINESS MACHINES



## CBM 8032 \$1039


### SOFTWARE

Word Pro 5 Plus	.....	\$319.00
Word Pro 4 Plus	.....	\$299.00
Word Pro 3 Plus	.....	\$199.00
Commodore Tax Package	.....	\$589.00
Visicalc	.....	\$189.00
Medical Billing	.....	\$449.00
The Source	.....	\$89.00
OZZ Information System	.....	\$289.00
Dow Jones Portfolio	.....	\$129.00
Pascal	.....	\$239.00
Legal Time Accounting	.....	\$449.00
Word Craft 80	.....	\$289.00
Power	.....	\$79.00
Socket-2 Me	.....	\$20.00
Jinsam	.....	\$Call
MAGIS	.....	\$Call
CPA	.....	\$Call
Real Estate Package	.....	\$Call
The Manager	.....	\$209.00
Softrom	.....	\$129.00
BPI Inventory Control	.....	\$319.00
BPI Job Costing	.....	\$319.00
BPI Payroll	.....	\$319.00
BPI General Ledger	.....	\$329.00
Creative I SAM	.....	\$79.00
Creative General Ledger	.....	\$229.00
Creative Accounts Receivable	.....	\$229.00
Creative Inventory	.....	\$229.00

4032	.....	\$969.00
4016	.....	\$769.00
8096 Upgrade Kit	.....	\$369.00
Super Pet	.....	\$1599.00
2031	.....	\$529.00
8250 Doubled Sided Disk Drive	.....	\$1699.00
D9060 5 Megabyte Hard Disk	.....	\$2399.00
D9090 7.5 Megabyte Hard Disk	.....	\$2699.00
8050	.....	\$1299.00
4040	.....	\$969.00
8300 (Letter Quality)	.....	\$1799.00
8023	.....	\$769.00
4022	.....	\$499.00
Pet to IEEE Cable	.....	\$37.00
IEEE to IEEE Cable	.....	\$46.00
Tractor Feed for 8300	.....	\$240.00

## VIC 20 \$239 VIC 64 Call

VIC 6 Pack Program	.....	\$44.00
VIC 1530 Commodore Datasette	.....	\$69.00
VIC 1540 Disk Drive	.....	\$499.00
VIC 1515 VIC Graphic Printer	.....	\$339.00
VIC 1210 3K Memory Expander	.....	\$32.00
VIC 110 8K Memory Expander	.....	\$53.00
16K VIC Expansion	.....	\$99.00
VIC 1011 RS232C Terminal Interface	.....	\$43.00
VIC 112 VIC IEEE-488 Interface	.....	\$86.00
VIC 1211 VIC 20 Super Expander	.....	\$53.00
VT 232 VIC Term I Terminal Emulator	.....	\$9.00
VIC 1212 Programmers Aid Cartridge	.....	\$45.00
VIC 1213 VICMON Machine Language Monitor	.....	\$45.00
VIC 1901 VIC AVENGERS	.....	\$23.00
VIC 1904 SUPERSLOT	.....	\$23.00
VIC 1906 SUPER ALIEN	.....	\$23.00
VIC 1907 SUPER LANDER	.....	\$23.00
VIC 1908 DRAW POKER	.....	\$23.00
VIC 1909 MIDNIGHT DRIVE	.....	\$23.00
VIC 1910 RADAR RAT RACE	.....	\$23.00



Terminal	.....	\$13.00
Un Word	.....	\$13.00
Grafix Menagerie	.....	\$11.00
VIC PICS	.....	\$15.00
Ticker Tape	.....	\$13.00
Banner Headliner	.....	\$13.00
RS 232	.....	\$39.00
VT 106A Recreation Pack A	.....	\$44.00
VT 107A Home Calculation Pack A	.....	\$44.00
VT 164 Programmable Character/Gamegraphics	.....	\$12.00
Household Finance	.....	\$27.00
VIC Games	.....	\$19.00
VIC Home Inventory	.....	\$13.00
VIC Rec/Ed II	.....	\$13.00
VL 101 Introduction to Computing	.....	\$19.00
VL 102 Introduction to BASIC Programming	.....	\$19.00
VM110 VIC 20 Programmers Reference Guide	.....	\$15.00

In-stock items shipped same day you call. No risk, no deposit on C.O.D. orders. Pre-paid orders receive free shipping within the continental United States with no waiting period for certified checks or money orders. All prices shown are cash prices. Add 3% for Mastercard and Visa. NV and PA residents add sales tax. All items subject to availability and price change.

## Monitors

BMC 12" Green	.....	\$85.00
Amdak	.....	
300G	.....	\$169.00
Color I	.....	\$339.00
Color II	.....	\$699.00
Color III	.....	\$429.00
TI 10" Color	.....	\$349.00
Zenith 9" (Green)	.....	\$119.00

## Modems

Hayes	.....	
Smart	.....	\$239.00
Chronograph	.....	\$199.00
Micromodem II	.....	\$279.00
Micromodem 100	.....	\$309.00
Novation Auto	.....	\$239.00
D Cat	.....	\$169.00
Cat	.....	\$159.00
Anchor Modem	.....	\$79.00

Nev. & Pa. residents add sales tax.

# computer mail order east

CALL TOLL FREE **800-233-8950**

INTERNATIONAL CALLS AND IN PA. CALL (717) 327-9575  
477 E. THIRD ST., WILLIAMSPORT, PA 17701



## Starship Duel: A Two-Player Computer Game From Program Design

Program Design has released Starship Duel, a two-player computer game written by John Kanopa.

The object of the game is to destroy the opponent's fleet of starships, while losing as few of your own starships as possible. The greater the number of ships remaining in your fleet after the opposing fleet has been destroyed, the higher the score.

A starship's laser fires only in the direction that the ship moves. Thus, quick handling of the joystick is needed to chase the enemy, or to get out of its way.

Each of the ten ships in a

fleet has a limited amount of ammunition. If it is used up, the ship is expended. It is possible to replenish a ship's ammunition supply by hitting a white "X" that occasionally pops up on the screen. But this requires quick action, for the "X" only remains on the screen for a brief moment.

Starship Duel consists of four games. Game 1 is the simplest: one-on-one starship combat until one fleet is destroyed. In Game 2 the starships become partially or totally invisible as they move toward the left and right edges of the screen. They can still be destroyed — if the opponent knows where they are hiding. Game 3 has a blinking phantom ship that moves independently across the field of battle. If the phantom ship collides with another ship, the second ship is destroyed. However, if a player hits a phantom ship

with his or her laser fire, the phantom ship becomes that player's ally, and will only destroy the opponent's ships. Game 4 is a combination of Game 2 and 3.

Starship Duel is available for use on Atari 400/800 computers with a memory of at least 16K. Available on cassette, it retails for \$19.95.

*Program Design, Inc.  
11 Idar Court  
Greenwich, CT 06830  
(203)661-8799*

## Computer Furniture

H.S.P. (Health Science Products, Inc.) introduces its ergonomically designed Computer Furniture, the DataLeggett.

This split-level CRT Workstation is comfort engineered to meet individual needs. A major feature of the Workstation is the frontal placement of the copy holder, or leggett. The

## New Software Releases 20% DISCOUNT

	Your Cost
<b>· DATASOFT ·</b>	
Pacific Coast Hwy. Disk or Cass	23 <sup>96</sup>
Shooting Arcade Disk or Cass	23 <sup>96</sup>
<b>· BRODERBUND ·</b>	
Choplifter .....	Disk 27 <sup>96</sup>
David's Midnight Magic	Disk 27 <sup>96</sup>
<b>· SIRIUS ·</b>	
Cyclod .....	Disk 23 <sup>96</sup>
Snake Byte .....	Disk 23 <sup>96</sup>
<b>· ADVENTURE INTERNATIONAL ·</b>	
War .....	Disk 19 <sup>96</sup>
Combat .....	Disk 19 <sup>96</sup>
<b>· ARCADE PLUS ·</b>	
Arcade Baseball .....	Disk 27 <sup>96</sup>
	Cass 23 <sup>96</sup>
Night Rally .....	Disk 27 <sup>96</sup>
	Cass 23 <sup>96</sup>
<b>· SYNAPSE ·</b>	
Nautilus .....	Disk or Cass 23 <sup>96</sup>
Slime .....	Disk or Cass 23 <sup>96</sup>



A Warner Communications Company



### ATARI 800™

16K \$649  
32K \$728  
48K \$799

### ATARI 400™

16K \$309  
32K \$409  
48K \$515

410 Program Recorder .....	\$75
810 Disk Drive .....	\$439
830 Modem .....	\$155
850 Interface .....	\$159
825 80 Column Printer .....	\$589
16K Ram Module .....	\$79
<b>INTEC</b>	
32K Ram Board .....	\$95
48K Ram Board .....	\$195

Frogger .....	Cass or Disk	27 <sup>96</sup>
Jawbreaker ...	Cass or Disk	23 <sup>96</sup>
Mousekattack .....	Disk	27 <sup>96</sup>
Pool 1.5 .....	Disk	27 <sup>96</sup>
Apple Panic .....	Disk	27 <sup>96</sup>
Raster Blaster .....	Disk	23 <sup>96</sup>
Gorf .....	Disk	31 <sup>96</sup>
Tumble Bugs .....	Disk	23 <sup>96</sup>
Wizard of Wor .....	Disk	31 <sup>96</sup>
Ghostly Manor .....	Disk	19 <sup>96</sup>
Soft Porn Adventure ...	Disk	23 <sup>96</sup>
Threshold .....	Disk	31 <sup>96</sup>
Empire of the Overmind	Cass	24 <sup>00</sup>
	Disk	28 <sup>00</sup>
Galactic Chase .....	Cass	19 <sup>96</sup>
	Disk	23 <sup>96</sup>
Crossfire .....	Cass or Disk	23 <sup>96</sup>
Datestones of Ryn	Cass or Disk	15 <sup>96</sup>
Match Racers .....	Disk	23 <sup>96</sup>
The Shattered Alliance	Disk	31 <sup>96</sup>
Rear Guard .....	Cass	15 <sup>96</sup>
	Disk	19 <sup>96</sup>

**ORDERING INFORMATION:** We accept VISA/MASTERCARD, Cashier Check, Money Order, or Personal Check (Allow 14 days to clear). California residents add 6% Sales Tax.

**SHIPPING INFORMATION:** We ship All Orders UPS. ADD \$2.00 for software orders of any amount. Hardware orders add 2%.

CALL or WRITE for FREE CATALOG. All Atari Software at a 20% Discount.

# SPORT 'N' SOUND ELECTRONICS

21999 Van Buren Street  
Grand Terrace, CA 92324  
(714) 783-0556




**ECLECTIC SYSTEMS CORPORATION**  
**Order TOLL FREE 1-800-527-3135**



**P.O. Box 1166 16260 Midway Road**  
**Addison, TX 75001 (214) 661-1370**



**commodore**

**Authorized  Commodore service center**  
**Sales and Service of the complete line of Commodore products**  
**In a hurry? Check our modular exchange program**

**HARDWARE:**

CBM 8032 Computer, 80 Column	\$1065
CBM 8050 Disk Drive	1299
CBM 4032 Computer, 40 Column	965
CBM 4040 Disk Drive	965
CBM 4022 Printer	595
CBM VIC 20 Computer	259
CBM VIC 1515 Printer	349
CBM 8300P (DIABLO)	1799
CBM VS100 Cassette	65
PET to IEEE Cable	33
IEEE to IEEE Cable	39

**SOFTWARE:**

OZZ	289
Wordcraft 80	289
The Manager (Data Base)	240
Wordpro 5+	319
Wordpro 4+	299
VISIC ALC	169
MUMPS for Super PET	299
CMS Accounting System	call
Assembler Development Package	77
BASF Diskette, Box of 10	30

ANS MUMPS Programmer's Reference Manual	\$17.50
MUMPS Pocket Guide	2.00
Computer Programming in ANS MUMPS	17.50
RS232 Interface for Commodore VIC 20	39.95
EIO has: two serial asynchronous RS232 ports, two parallel ports with handshaking, one shift register, two 16 bit timers, and room for two optional buffer IC's.	188.00
EIO-C Alternate character generator ROM board for screen display allows you to display characters or graphics of your choice. Alternate characters are soft selectable. EIO board required. Call for price	
EIO-TX Terminal ROM for EIO firmware to turn your CBM into a communications terminal. Store and transmit from disk to remote host and terminal. EIO board required.	49.95
EIO-RS232 Cable for EIO board.	28.00

**BOOKS:**

Commodore Software Encyclopedia	
2nd edition	9.95
The PET Revealed	19.95
Library of PET Subroutines	19.95
PET Interfacing	16.95
PET Basic	12.95
PET and IEEE 488 Buss	15.00

**OTHER:**

EPROM Burner for CBM "burns 2716, 2732 & 2532"	89.95
Software for EPROM Burner on CBM	15.95
D.C. Hayes Smart Modem	239.00

ESC-100 RS232 interface manual selector —switch select between device A, B, or C; switching 25 conductors. Requires no input power and uses receptacle type DB25S.	140.00
ESC-120 M43 TTY-EIA/CURRENT LOOP interface unit—converts TTL level signals from the M43 to EIA or 20ma outputs. Convert EIA or 20ma inputs back to TTL level signals for the M43. Single printed circuit mounts inside the M43. Comes with interface cable.	65.00
ESC-140 RS232 standard interface cable kit. Build your own cable.	
7 conductor	16.00
12 conductor	19.95
ESC-150 The Electronic Switch/Poller allows a single computer serial port to selectively communicate with an assortment of peripheral devices. As many as seven serial asynchronous and six parallel devices may be selected. This concept effectively creates a simplified multi-drop, polled environment. The computer maintains control of the network and may	

seize any of the peripherals by transmitting a simple escape sequence to the "ESC-150"	488.00
ESC-170 RICKETYMETER-Indispensable hand-held tool for troubleshooting, checkout and installation of RS232 type serial line communications systems.	69.95
ESC-180 RICKETYTRAP is a small hand-held device which when interposed in an EIA/RS232 line can monitor and trap on any specific ASCII, binary, or control character. The RICKETYTRAP can also monitor and trap on any specific range of characters bit selectable. This device can also check for type of parity being sent and proper framing. The RICKETYTRAP is switch selectable for 1 or 2 stop bits and can operate at speeds of 150 to 9600 baud.	Call for price
ESC-200 PREDITOR is a small micro-processor with ROM firmware, RAM, and 8 RS232 asynchronous serial input/output ports. The PREDITOR is available in either stand-alone, self-	

contained, or rack-mounted models. The PREDITOR can be programmed by firmware to function as a prompter and editor in a distributed processing network, transforming 4 dumb asynchronous terminals into 4 intelligent terminals communicating with 4 computer asynchronous input/output ports.	Call for price
ESC-861M The DATA CONCENTRATOR accepts data from a multitude of inputs—printers, CRTs, parallel ports, status lines, etc.—then transmits the composite (multiplexed) data stream down a high speed synchronous serial line to a remote DATA CONCENTRATOR. The remote DATA CONCENTRATOR separates (demuxes) the composite data into its original form to be transmitted to the computer ports. Alternately, multiple computer port data is multiplexed, transmitted down the high speed synchronous serial line, demuxed, and finally dispatched to the individual terminals.	850.00

Call toll-free for shipping charges.

**Order TOLL FREE 1+800-527-3135**

**10 AM to 4 PM CDT Monday through Friday**

**Texas residents call 1+214-661-1370**

**VISA, MASTER CHARGE, MONEY ORDERS, AND C.O.D. "Certified Check" accepted.**

**PERSONAL CHECKS REQUIRE 2-WEEK WAITING PERIOD.**

**Units in stock shipped within 24 hours, F.O.B. Dallas, Texas.**

**All equipment shipped with manufacturer's warranty.**

**Residents of Texas, Louisiana, Oklahoma City and Tulsa, Oklahoma must add applicable taxes.**

**Be sure to write to the address at the top of this ad for more information. Dealer inquiries welcome.**





DataLeggett holds the source document in front of the operator between keyboard and screen, so the operator doesn't need to constantly look off-side at reference material. It can be adjusted in degree of tilt and lifts up for access to a storage area.

The height adjustable video display platform slants for optimum glare control from overhead lighting and windows. This design provides proper viewing position and distance from video display to reduce eye strain.

*H.S.P. Computer Furniture  
P.O. Box 5545  
Birmingham, AL 35207*

## File Management Software For The Apple III

Apple Computer, Inc. announces Quick File III, a filing system for managing small to medium size collections of information on the Apple III personal computer.

With Quick File III, a doctor, small business owner, homemaker, or scientist can quickly turn receipts, notes, lists, and schedules into coherent files and reports. Quick File III allows for simple arrangement of records in alphabetic, numeric, date, or time order and saves time and effort in producing repetitive reports, calculations, and corrections. Two types of report formats – tables (rows and

columns) and labels or index cards – can be easily created and printed.

### Quick File III...

- allows the user to design forms to meet special needs
- allows categories to be added and deleted without retyping previously-held information
- can selectively search, display, and summarize records
- can view many records simultaneously
- can "talk" to Apple Writer III and other ASCII character files

The program provides these additional convenient reporting features:

- calculates totals and subtotals of numeric information
- contains a calculated column (for percentages, the sum of two other columns, etc.)
- allows for the choice of which rows and columns are printed and in what order.

The program (product #A3D0020) requires an Apple III system with at least 128K bytes RAM. It has a suggested retail price of \$100, and will be available in late August from authorized Apple dealers.

*Apple Computer, Inc.  
20525 Mariani Ave.  
Cupertino, CA 95014  
(408)973-3019*

## Colorport Cartridge For TRS-80 Color Computer

The Colorport plug-in cartridge adds I/O capability to the TRS-80 Color Computer, resulting in a cost-effective 6809-based control system. This unit adds two fully programmable 8-bit bidirectional parallel ports with full handshaking, which can be configured by the user for versatile interfacing to peripherals. Interrupts

are supported, and important computer voltage and logic lines are brought out to the standard 44-pin edge connector. The Colorport has its own power supply, ensuring no system power degradation.

A socket in the cartridge allows insertion of either 2K bytes of RAM or 2K bytes of EPROM. This allows software for the control of I/O operations to be stored separately from the main user memory space. Provision is also made for selection of autostart of the memory in the cartridge and of synchronous reset of the Colorport and the computer.

The Colorport cartridge comes complete with power supply and full instructions, and sells without any memory for \$129.95. 2K RAM chips are available for \$19.95 each, 2K EPROMS are available for \$12.95 each.

*Maple Leaf Systems,  
P.O. Box 2190  
Station "C", Downsview  
Ontario, Canada M2N-2S9*

## Educational Shows Scheduled

ECCO, The Educational Computer Consortium of Ohio, presents the Second Annual Educational Computer Fair on October 16, 1982, at Cleveland State University.

Forty workshops for beginning and experienced computer users, small discussion groups, audio-visual displays, vendor exhibits, and student demonstrations will be held. This is a fair for educators K through College, *by educators, for educators.*

For further information contact:

*Ellen Richman  
ECCO Coordinator  
4777 Farnhurst Rd.  
Cleveland, OH 44124  
\*\*\*\*\**

Commodore is planning a series



# DISCOUNT COMPUTER SOFTWARE ACCESSORIES

## APPLE

	Retail	Discount
Crossfire	\$ 29.95	\$ 21.00
Cannonball Blitz	34.95	25.00
Mouskattack	34.95	25.00
Bandits	34.95	25.00
Lemmings	29.95	21.00
A2-FS 1	29.95	21.00
AP-PBI (Pinball)	29.95	21.00
Goldrush	34.95	25.00
Deadline	49.95	36.00
Eliminator	24.95	18.00
Raster Blaster	29.95	21.00
PFS	125.00	90.00
D.B. Master	229.00	165.00
T.G. Game Paddles	39.00	29.00
T.G. Joystick	59.00	44.00
Visicalc 3.3	250.00	190.00
Frogger	34.95	25.00
The Joyport	74.95	54.00
Snack Attack	29.95	21.00
Gorgon	39.95	29.00
Hi-Res Adv #2 Wiz and Princess	32.95	24.00
Hi-Res Adv #1 Mission Asteroid	19.95	14.00
Hi-Res Adv #5 Time Zone	99.95	72.00
David's Midnight Magic	34.95	25.00
The Home Accountant	74.00	54.00
Apple Panic	29.95	21.00
Bug Attack	29.95	21.00
Magic Window	99.95	72.00
Super Text II	150.00	100.00
Visitrend/Visiplot	300.00	240.00
Castle Wolfenstein	29.00	21.00



## ATARI

	Retail	Discount
Bug Attack (d) (t)	\$29.95	\$21.00
Crossfire (d) (t)	29.95	21.00
Deadline (d)	49.95	36.00
Megalegs (t)	34.95	25.00
Ghost Hunter (d)	34.95	25.00
PacMan (c)	44.95	33.00
Centipede (c)	44.95	33.00
Tumble Bugs (d)	29.95	21.00
Action Quest (d) (t)	29.95	21.00
Battle Trek (d)	39.95	29.00
Star Warrior (t)	39.95	29.00
S.C.R.A.M. (t)	24.95	18.00
Invasion Orion (d) (t)	24.95	18.00
Survival/Adventure (t)	24.95	18.00
Personal Finance Management	74.00	54.00
Jawbreaker (d) (t)	29.95	21.00
Frogger (d)	34.95	25.00
Raster Blaster (d)	29.95	21.00
Apple Panic (d)	29.95	21.00
Text Wizard (c)	99.95	75.00
Match Racers (d)	29.95	21.00
Visicalc (d)	250.00	195.00
Hi-Res Adv Wiz and Princess (d) (t)	32.95	24.00
Star Raiders (c)	49.95	36.00
Asteroids (c)	44.95	33.00
K-Razy Shootout (c)	49.95	36.00
Midway Campaign (t)	16.00	12.00
Crush, Crumble and Chomp (t)	29.95	21.00
Canyon Climber (d)	29.95	21.00

## CPM

	Retail	Discount
Adventures 1-12	\$129.00	\$ 97.00
WordStar	495.00	350.00
DataStar	350.00	275.00
Mailmerge	150.00	100.00
Supersort	250.00	175.00
SpellStar	250.00	175.00
WordMaster	150.00	100.00
CalcStar	295.00	190.00
Basic Compiler	395.00	295.00
Basic - 80	350.00	260.00
dBase II	700.00	520.00
SuperCalc	295.00	225.00
Graham Dorian - Accounts Payable	1000.00	720.00
Graham Dorian - Accounts Receivable	1000.00	720.00

## TRS-80

	Retail	Discount
Attack Force (d)	\$ 19.95	\$ 16.00
Galaxy Invasion (t)	15.95	12.00
Invasion Orion (d) (t)	24.95	18.00
Sorcerer of Siva (d) (t)	29.95	22.00
Rescue at Rigel (d) (t)	29.95	22.00
Crush, Crumble & Chomp (d) (t)	29.95	22.00
Hellfire Warrior (d) (t)	39.95	29.00
Galactic Trader (t)	14.95	11.00
Galactic Trilogy (d)	39.95	29.00
Le Stick	39.95	29.00
Sargon II (t)	29.95	21.00
Battle of Shiloh (t)	24.95	18.00
Tigers in the Snow (t)	24.95	18.00
Flight Simulator (t)	25.00	19.00
Alien Armada (d)	18.95	14.00
Adventures' 1-12 (Gold Edition) (t)	100.00	75.00

## SUPER SPECIALS

Zenith 12" Green Monitor \$120.00  
 Intec 32K Board (Atari) \$85.00

T=Cassette  
 D=Disk  
 C=Cartridge

MANY MORE PROGRAMS AVAILABLE



VISA AND MASTERCARD ACCEPTED



TERMS: Send check or money order for total purchase price, plus \$2.00 for shipping. MI residents add 4% tax. C.O.D. accepted.

© MFGS. TRADEMARK

**STRÖM**   
 P.O. Box 197 SYSTEMS INC.  
 Plymouth, Mi. 48170  
 (313) 455-8022

WRITE OR CALL FOR FREE CATALOG  
**PHONE ORDER HOURS**  
**4PM - 7PM MON. - FRI.**  
 INCLUDE CARD NUMBER  
 AND EXPIRATION DATE WITH  
 CREDIT CARD ORDERS.  
 INCLUDE TYPE OF COMPUTER.



810 Disk Drive ..... \$429.00

We also feature tremendous savings from:

- |                         |                 |
|-------------------------|-----------------|
| Atari                   | P.D.I.          |
| Atari Program Exchange  | L.J.K.          |
| Adventure International | Synapse         |
| Dynacomp                | Datasoft        |
| Quality Software        | United Software |
| Avalon Hill             | On-Line         |
| Epyx                    | O.S.S.          |
| Computer Consultants    |                 |



800 Computer 16K ..... \$639.00

Call or write for your FREE catalog.



ATARI IS A REGISTERED TRADEMARK

Shipping costs:  
 Software - minimum \$2.50  
 Hardware - prices will vary (please call)

Software Street  
 3392 Clipper Dr.  
 Chino, CA 91710  
 (714) 591-3061



Software St.

800/400



of educational shows for the fall of 1982. At each of the locations listed below a one-day conference on Computers in Education will be offered to teachers and administrators.

These conferences will offer a number of components including workshop sessions on various aspects of computers in education, "hands-on" experience, a keynote speaker, numerous handouts and training material, a drawing for a free computer and the debut of many new Commodore products.

- Denver – September 15
- San Francisco – September 22
- Los Angeles – September 29
- San Diego – October 13
- Seattle – October 20
- Orange County – October 27
- Salt Lake City – November 10
- Phoenix – November 17
- Portland – November 30

To register for any of these shows, write to:

*Commodore Business Machines  
Att'n: Jim Bussey  
3330 Scott Boulevard  
Santa Clara, CA 95050*

or call one of the following numbers:  
*In Calif. (toll-free) 800-422-2122  
Outside Calif. (toll-free) 800-854-8055  
or 408-727-1130, ext. 213*

## Compumax Announces Micropers

Compumax Associates, Inc. of Menlo Park, California, announces the availability of Micropers for the Atari 800. Micropers contains both a complete payroll system and a personnel management system.

As in the previous Micropers versions, the payroll system calculates the payroll for both hourly

and salaried employees and figures federal and California withholding\*, social security tax, disability insurance, miscellaneous deductions, and gross and net pay. Using these figures, it prints the actual paychecks. Micropers also fills out W-2 forms and provides the values for the quarterly 941 Report. The Job Cost Report/Labor tells you how much has been spent on labor for each job, and may be used in conjunction with the Job Cost Report/Materials in Microinv to provide total job costing.

One feature that has been added is the Recap Summary Report, which gives company totals for such categories as wages, job costs, and taxes. Another feature unique to this version of Micropers is menu selections for copying your data files, making it even easier to safeguard your data.

# MTG TECHNICAL SALES

**ATARI SPECIAL OF THE MONTH**  
**ATARI 800 48K** **\$739**  
**SAVE!** **save \$50**

**ATARI 800 \$679** **ATARI 400 \$289**

- ATARI 800 16K w 48K 679
- ATARI 400 16K 739
- 810 DISK DRIVE 329
- 410 PROG REC 84
- 850 INTERFACE 189
- 820 IMPCT PRINT 264
- 822 THERM PRINT 264
- 825 80 CL PRINT 629
- 830 MODEM 134
- 16K RAM MODULE 84
- 32K RAM MODULE 125
- 48K RAM MODULE 249

**PASCAL AVAILABLE**  
 REQUIRES 2 810 DISK DRIVES **\$42**


- M'SOFT BASIC 69
- AXLON RAMDISK 429
- VISICALC 189
- ATARI WORD PRO 119
- PER FINN MNGMT 59
- ASSEMBLER/ED. 47
- STAR RAIDERS 42
- CAVERNS OF MARS 32
- PAC-MAN (CART) 35



**\$329**

CALL TOLL FREE  
**1-800-343-0854**  
 In MA (617) 969-1790

**12" BMC COLOR MONITOR**  
**\$295**



OUR LOW PRICE **\$239**

- DATASETTE 67
- 1540 DISK 525
- EXPANSION MODULE 145
- 1515 PRINTER 345
- 8K MEMORY 52
- SUPER EXPANDER 59
- PROGRAMMER'S AID 52
- VIC AVENGER 25
- INTRO TO BASIC 21

**CALL FOR VIC-20 SOFTWARE DISCOUNT PRICES**

**MTG Technical Sales**  
**281 Needham St., Newton, MA 02164**  
**Out Of State 800-343-0854 – In MA 617-969-1790**

Do not send cash. Personal checks take 2 weeks to clear. Add 4% for MasterCard and VISA. 20% deposit required for COD. UPS charges added. We cannot ship to P.O. Box. All prices subject to change without notice. Delivery subject to availability. In-store prices may vary. Not responsible for typographical errors.

**IN STOCK ITEMS SHIPPED WITHIN 48 HOURS**

**WE CARRY A COMPLETE LINE OF MICROCOMPUTER AND VIDEO EQUIPMENT AND ACCESSORIES ——— CALL FOR PRICES ———**



In its personnel management capacity, Micropers provides a complete employment history for each employee, including vital statistics, status, position, and earnings, both current and previous. The master file also keeps track of accumulated deductions for each employee.

Micropers retails for \$200 and comes complete with program, sample data, and thorough user documentation. BASIC source code is also included, enabling you to modify the program to suit your own particular needs. Hardware requirements include: Atari 800, 48K, 2 disk drives, and printer (optional).

*Compumax Associates, Inc.  
P.O. Box 7239  
Menlo Park, CA 94025*

\*Micropers is a California payroll package. It must be customized for other states or foreign countries.

## 80-Column Text Editor From Metaresearch

The Metatext package by Metaresearch, Inc. comes on a single master disk, giving the user many Apple II system options.

Features of the package include: full ASCII 80-column software-packed alphanumerics, 40-column option for enhanced readability, creation routines allowing user to make custom fonts, a text formatter, and various line-oriented text editors. The package includes a serial output program which will drive most RS232 printers from the existing Game I/O connector.

The Metatext user can mix alphanumerics with graphics in arbitrary ways. This is because the font display routines, which

use Apple II high-resolution graphics, have a memory-forcible blind cursor option for positioning characters.

The 80-column option is useful for editing and formatting, because the Apple display appears like the true printed page. Because CRTs vary in their resolution (a composite video monitor is best for Metatext), the package comes with 40-column font which is highly readable. As an example of arbitrary font, a Cyrillic (Russian language) text editor is supplied on the standard disk master. Editors which handle such foreign fonts, or even symbol tables for process control, are, in principle, capable of driving dot-matrix printers so that arbitrary font hard-copy can be obtained. All that is required is a dot-matrix printer which allows random-access dot printing. Then the user can create custom sub-routines with which to drive the

### THE MONKEY WRENCH™ FOR ATARI

\$49.95



A BASIC and machine language programmers aid for 800 users. Plugs into right slot and works with ATARI BASIC. Adds 9 new direct mode commands including auto line numbering, delete lines, change margins, memory test, renumber BASIC, hex/dec conversion, cursor exchange, and machine language monitor.

The monitor contains 15 commands used to interact with the 6502. Some are display memory/registers, disassemble, hunt, compare, hex/dec convert, transfer memory, and printer set/clear. Uses screen editing.

### CASSETTE BASED MACRO ASSEMBLER/EDITOR

\$49.95

"The Compatible Assembler/Editor"

- Macros, Conditional Assembly, String search and/or replace, standard mnemonics, (Ex: LDA (LABEL), Y)
- Long labels, MOVE, COPY, AUTO, DELETE, PUT, GET, etc.

### EPROMS - HIGH QUALITY, NOT JUNK

Use with PET, APPLE, ATARI, SYM, AIM, etc. 450 ns. \$6.50 for 2716, \$12.50 for 2532.

### EPROM PROGRAMMER FOR PET AND ATARI COMPUTERS

The BRANDING IRON is an EPROM programmer especially designed for PET and ATARI computers. Programs 2716 and 2532 type EPROMs. The PET version plugs into the cassette and I/O port and comes with software which adds the programmer commands to the PET monitor. The ATARI version plugs into controller jacks and comes with a full fledged machine language monitor which provides 30 commands for interacting with the computer and the BRANDING IRON.

PET - \$75.00 ATARI - \$119.95

### 5 1/4 INCH SOFT SECTORED DISKETTES

Highest quality. We use them on our PETs, APPLES, ATARIs, and other computers. \$22.50/10 or \$44.50/20



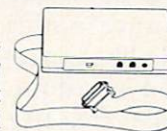
### PET TERMINAL SOFTWARE

A buy you RS-232 users can't pass-up. Includes RS-232 hardware with a sophisticated software package. May be controlled via keyboard or from BASIC. A super buy. \$129.95

STARWRITER F-10 DAISY WHEEL PRINTER  
PARALLEL - \$1495, RS-232 - \$1680, TRACTORS - \$210

### SIGNALMAN MARK I DIRECT CONNECT MODEM - \$89.50

Standard 300-baud, full duplex, answer/originate. Powered by long lasting 9-volt battery (not included). Cable and RS-232 connector included.



### MAE SOFTWARE DEVELOPMENT SYSTEM FOR PET, APPLE, ATARI \$169.95

"The Compatible Assembler"

- Professional system for development of Machine Language Programs. 31 Characters per label.
- Macro Assembler/Text Editor for Disk-based systems.
- Includes Word Processor for preparation of Manuals, etc.
- Standard Mnemonics - Ex.: LDA (LABEL), Y
- Conditional Assembly, Interactive Assembly.
- Editor has string search/search and replace, auto line numbering, move, copy, delete, uc/lc capability.
- Relocating Loader to relocate object modules.
- Designed with Human Factors Considerations.

BEFORE YOU BUY THAT OFF-BRAND ASSEMBLER, WRITE FOR OUR FREE DETAILED SPEC SHEET.

**FLASH!** EHS Management has decided to allow \$50.00 credit to ASM/TEO owners who want to upgrade to MAE. To get this credit, return ASM/TEO manual with order for MAE.

# Eastern House

3239 Linda Dr.  
Winston-Salem, N.C. 27106  
(919) 924-2889 (919) 748-8446  
Send for free catalog!





printer from editing mode.

Metatext is written in Applesoft, except for numerous instances in which machine-code speed is required. The essential machine routines can be called from within BASIC programs, as spelled out in the user manual. Thus, the user can print out in upper or lower case from BASIC, switch scrolling on and off, and so on. Graphs created in HGR (high-resolution graphics) mode can be labelled due to the blind-cursor forcing option.

Metatext also allows for data processing of *mixed* structures. Specifically, the user can first use a MEDIT program to create columns of data, where each column is either all strings or all numbers. But different columns can be of different type. Then a BASIC germ program called PRO.DS, which processes one Data / one String in a two-column format, can be modified to handle the edited data.

With Metatext, there are no hardware modifications to the Apple II. A printer is normally driven out of pins 8 and 15 of the Apple Game I/O. The signals involved are unipolar, so a few rare printers cannot be so driven. In such a case, the user adds the circuit suggested in the Metatext manual to generate bipolar drive. The parts cost for such a unipolar-to-bipolar circuit is a few dollars. Metatext programs require the full 48K memory option for the Apple II.

The Metatext package, purchased as a single disk master along with the forty page user's manual, sells for \$79.00.

For further information contact:

*Metaresearch, Inc.*  
1100 SE Woodward St  
Portland, OR 97202  
(503)232-1712

## Estate Tax Plan For Apple II

Aardvark Software, Inc. announces the release of its Estate Tax Plan program. Designed specifically for accountants, attorneys, insurance agents, trust officers, and financial planners, the program allows complex estate tax planning problems to be solved in a short time.

Estate Tax Plan allows the estate planner to enter a variety of factors affecting the gross estate, allowable deductions, and disposition of the client's assets via trust arrangements or bequests. It will then calculate the related effects attributable to changes in one or more of these items.

The program can construct a comparative analysis among up to four alternatives simultaneously. Estate tax planning considerations which may be examined are listed below.

- various dates of death for the client and spouse
- various valuations of the client's asset inventory
- selected marital deduction formula clauses in the client's will (e.g., maximum, "zero-tax," and equalization clause formulas)
- analysis of possible charitable bequests
- available estate tax deferral under IRC Section 6166
- available special use valuation under IRC Section 2032A
- availability and magnitude of redemptions of closely-held stock at capital gains rates under IRC Section 303
- growth rate assumptions concerning property passed to the surviving spouse
- present value analysis relative to impending estate tax liabilities
- cash needs and liquid assets available at death

Calculations performed by Estate Tax Plan result in the following seven reports: Gross Estate, Estate Tax Liability, Present Value Analysis of Estate Taxes, Deferred Payment of Estate Taxes, Deferred Payment Schedule, Liquidity Analysis, and IRC Section 303 Capital Gain.


The program was developed under the supervision of William A. Raabe, Ph.D., CPA, and is currently available for the Apple II (48K) or Western Digital Microengine. It is also expected to be available for a variety of CP/M systems in the near future.

*Aardvark Software, Inc.*  
783 North Water Street  
Milwaukee, Wisconsin 53202  
(414)289-9988

## Fabric Covers For The Atari

A new line of custom-tailored fabric dust covers for Atari home computers is being marketed by Empulse, a Massachusetts-based computer accessory firm.

Called "Cover-Ups," the dust covers are sewn of water-resistant rainwear poplin and are tailored to fit specific Atari



models precisely, while allowing ready access to I/O ports.

Cover-Ups are designed to provide a high-quality alternative to loose-fitting vinyl covers with no I/O access.

The dust covers are available by direct mail from Empulse in three colors: beige and chocolate brown - to match Atari computer colors - and navy blue.




# Lyco Computer Marketing & Consultants

TO ORDER  
CALL US

**TOLL FREE 800-233-8760**

In Pa. (717) 398-4077



A Warner Communications Company  
© 1981 ATARI, INC

## ATARI HARDWARE

ATARI 800 16K .....	<b>\$635.00</b>
ATARI 400 16K RAM .....	<b>\$299.00</b>
810 DISK DRIVE .....	\$455.00
410 CASSETTE RECORDER .....	\$ 75.00
850 INTERFACE .....	\$164.00
830 PHONE MODEM .....	\$159.00
825 PRINTER .....	\$585.00

## PROGRAMMING SOFTWARE

CX4101	INVITATION TO PROG 1 .....	\$21.00
CX4106	INVITATION TO PROG 2 .....	\$ 24.00
CX4117	INVITATION TO PROG 3 .....	\$ 24.00
CX8126	MICROSOFT BASIC .....	\$ 69.00
CXL4002	ATARI BASIC CART .....	\$ 45.00
CX405	PILOT EDUCATOR .....	\$109.00
CX4018	PILOT HOME .....	\$ 65.00
CXL4003	ASSEMBLER EDITOR .....	\$ 45.00
CXL4015	TELELINK .....	\$ 24.00

## ENTERTAINMENT & EDUCATION SOFTWARE

CXL4012	MISSILE COMMAND .....	\$ 30.00
CXL4009	CHESS .....	\$ 29.00
CXL4004	BASKETBALL .....	\$ 30.00
CXL4005	VIDEO EASEL .....	\$ 30.00
CX4015	BLACKJACK .....	\$ 13.00
CX4107	BIORHYTHM .....	\$ 13.00
<b>CXL4013</b>	<b>ASTEROIDS .....</b>	<b>\$29.00</b>
<b>CXL4008</b>	<b>SPACE INVADERS .....</b>	<b>\$29.00</b>
<b>CXL4011</b>	<b>STAR RAIDERS .....</b>	<b>\$32.00</b>
<b>CXL4006</b>	<b>SUPER BREAKOUT .....</b>	<b>\$29.00</b>
CXL4022	PACMAN .....	\$ 35.00
CX8130	CAVERNS OF MARS .....	\$ 33.00
	STATES & CAPITALS .....	\$ 12.00
CX4114	EUROPEAN COUNTRIES .....	\$ 13.00
CX4108	HANGMAN .....	\$ 13.00
CX4102	KINGDOM .....	\$ 13.00
CX4121	ENERGY CZAR .....	\$ 13.00
CX4123	SCRAM .....	\$ 19.00
CX4119	FRENCH .....	\$ 45.00
CX4125	SPANISH .....	\$ 45.00
<b>CXL4007</b>	<b>Music Composer .....</b>	<b>\$35.00</b>
CX4110	TOUCH TYPING .....	\$ 19.00
CX4103	STATISTICS .....	\$ 19.00
CX404	WORD PROCESSOR .....	\$129.00
CX406	PERSONAL FINANCE .....	\$ 62.00
CX40	JOYSTICKS .....	\$ 18.00
CX853	16K RAM .....	\$ 85.00

## AUGUST SPECIAL

ATARI 800 48K RAM .....	<b>\$735.00</b>
ATARI 400 16K RAM .....	<b>\$299.00</b>

### MICROTEK MEMORY BOARDS

16K RAM .....	\$70.00
32K RAM .....	\$129.00
16K RAM (for VIC-20) .....	\$99.00

## THIRD PARTY SOFTWARE

for atari 800 or 400

### AUTOMATED SIMULATION:

Invasion Orion .....	\$ 22.00
Rescue at Regal .....	\$ 24.00
Crush, Crumble, & Chomp .....	\$ 24.00
Star Warrior .....	\$ 35.00

### ATARI PROGRAM EXCHANGE:

Eastern Front .....	\$ 25.50
My First Alphabet .....	\$ 25.50

**K BYTE: K-RAZY SHOOT OUT .....** \$ 35.00



**VIC-20 .....** **\$249.00**

VIC1010	EXPANSION MODULE .....	\$135.00
VIC1530	DATASSETTE .....	\$ 67.00
VIC1540	DISK DRIVE .....	\$499.00
VIC1515	PRINTER .....	\$355.00
VIC1210	3K RAM .....	\$ 35.00
VIC1110	8K RAM .....	\$ 52.00
VIC1211A	SUPER EXPANDER .....	\$ 53.00

### VIC-20 SOFTWARE

VIC1212	PROGRAMMER AID .....	\$ 45.00
VIC1213	VICMON .....	\$ 45.00
VIC1906	SUPER ALIEN .....	\$ 19.00
VIC1914	ADVENTURE LAND ADVENTURE .....	\$ 3500
VIC1915	PRIVATE COVE ADVENTURE .....	\$35.00
VIC1916	MISSION IMPOSSIBLE .....	\$ 35.00
VIC1917	THE COUNT ADVENTURE .....	\$ 35.00
VIC1919	SARGON II CHESS .....	\$ 35.00

### THIRD PARTY SOFTWARE

ALIEN BLITZ .....	\$ 21.00
SIMON .....	\$ 10.00
SATELLITES & METEORITES .....	\$ 21.00
KOSMIC KAMIKAZE .....	\$ 21.00
AMOK .....	\$ 21.00
SUPER HANGMAN .....	\$ 16.00
SPIDERS OF MARS .....	\$45.00

To Help evaluate your needs or  
If you wish to make a purchase

## LYCO COMPUTERS

P.O. Box 10

COGAN STATION, PA 17728

**NEW PHONE (717) 398-4079**



**ATARI\* SOFTWARE & HARDWARE**

**EVERY ITEM at  
DISCOUNT  
PRICES  
from**

**COMPUTER HOUSE**

	List Retail	OUR PRICE
<b>ADVENTURE INTERNATIONAL</b>		
CASH REGISTER INVENTORY SYSTEM, 32K (D)	249.95	<b>195.00</b>
PREPPIE!, 24K/16K (D/T)	29.95/24.95	<b>23.95/19.95</b>
REAR GUARD, 24K/16K (D/T)	24.95/19.95	<b>19.95/15.95</b>
<b>ATARI</b>		
ATARI 800, 16K	899.00	<b>639.00</b>
CENTIPEDE, CARTRIDGE (C)	44.95	<b>35.95</b>
MACRO ASSEMBLER, 32K (D)	89.95	<b>71.95</b>
MICROSOFT BASIC, 16K (D)	89.95	<b>71.95</b>
PAC-MAN, CARTRIDGE (C)	44.95	<b>35.95</b>
TECHNICAL REFERENCE NOTES	29.95	<b>25.45</b>
<b>ATARI PROGRAM EXCHANGE</b>		
EASTERN FRONT, 32K/16K (D or T)	29.95	<b>25.45</b>
DE RE ATARI	19.95	<b>16.95</b>
<b>BRODERBUND</b>		
CHOP LIFTER, 48K (D)	34.95	<b>27.95</b>
DAVID'S MIDNIGHT MAGIC, 48K (D)	34.95	<b>27.95</b>
TRACK ATTACK, 48K (D)	29.95	<b>23.95</b>
<b>BUDGECO</b>		
RASTER BLASTER, 16K (D)	29.95	<b>23.95</b>
<b>CAVALIER</b>		
BUG ATTACK, 16K (D/T)	29.95	<b>23.95</b>
<b>DATASOFT</b>		
CANYON CLIMBER, 16K (D or T)	29.95	<b>23.95</b>
MICRO PAINTER, 48 (D)	34.95	<b>27.95</b>
PACIFIC COAST HIGHWAY, 16K (D or T)	29.95	<b>23.95</b>
<b>GEBELLI</b>		
PATHFINDER, 24K (D)	34.95	<b>27.95</b>
<b>INFOCOM</b>		
ZORK I OR ZORK II, 32K (D)	39.95	<b>31.95</b>
<b>INNOVATIVE DESIGN SOFTWARE</b>		
POOL 400, CARTRIDGE (C)	39.95	<b>31.95</b>
<b>ISM</b>		
MATHEMAGIC, 48K (D)	99.95	<b>71.00</b>
<b>K-BYTE</b>		
K-RAZY SHOOTOUT, CARTRIDGE (C)	49.95	<b>39.95</b>
K-STAR PATROL, CARTRIDGE (C)	49.95	<b>39.95</b>
<b>ON-LINE SYSTEMS</b>		
CROSSFIRE, 32K/16K (D or T)	29.95	<b>23.95</b>
FROGGER, 16K (D or T)	34.95	<b>27.95</b>
JAWBREAKER, 16K (D or T)	29.95	<b>23.95</b>
THRESHOLD, 32K (D)	39.95	<b>31.95</b>
<b>PERCOM</b>		
RFD 40-S1 SINGLE 40-TRACK 1ST DRIVE	799.00	<b>639.00</b>
RFD 40-S2 DUAL 40-TRACK 1ST DRIVE	1195.00	<b>956.00</b>
RFD 40-A1 SINGLE 40-TRACK ADD-ON DRIVE	459.00	<b>367.00</b>
<b>ROKLAN CORPORATION</b>		
GORF, 32K (D)	39.95	<b>31.95</b>
<b>VISICORP</b>		
VISICALC, 32K (D)	250.00	<b>179.00</b>

(C) ROM CARTRIDGE (D) DISKETTE (T) CASSETTE TAPE

REPRESENTING OVER 80 + SOFTWARE COMPANIES  
WITH 1000 + PROGRAMS AND 50 + HARDWARE  
COMPANIES WITH 500 + ITEMS

Write for a FREE catalog to:  
**COMPUTER HOUSE**  
P.O. Box 369, Dept. 10, Mammoth Lakes, CA 93546  
(714) 934-6538

Term: FOR FAST DELIVERY, send certified checks, money orders or Visa or Master-Card number and expiration date. Personal checks required 3 weeks to clear. ADD \$2.00 for postage. Orders over \$100.00 we pay shipping. All foreign orders add \$10.00/20.00, CALIFORNIA residents add 6 % tax. Prices subject to change.  
\*ATARI is the trademark of Atari, Inc.

Prices are \$9.95 for the Atari 800 model and \$8.95 for the Model 400.

Additional information is available from:

*Empulse*  
22 Elm St.  
P.O. Box 593  
Great Barrington, MA 01230

## Queue Computer Learning Centers

Queue, Inc. is offering a turnkey Computer Learning Center to schools and private investors, preferably educators. The Computer Learning Center will combine popular, inexpensive micro-computers and off-the-shelf software into an organized curriculum in computer programming, computer literacy, the traditional academic areas and specialized test preparation, such as SAT's. Queue's Computer Learning Centers are available for \$15,000, and include all necessary hardware, software, course outlines and brochures, literature and training to run a complete profit or non-profit Learning Center. Lease plans are also available, starting as low as \$500.00 per month. For information contact:

*Jonathan D. Kantrowitz*  
clo Queue, Inc.  
5 Chapel Hill Drive  
Fairfield, CT 06432  
(203) 335-0908.


## New Journal Calls For Papers

A new quarterly, *The Journal of Computers Reading & Language Arts (CRLA)*, is ready to receive papers. The journal's purpose is to support the rapidly growing interest in computers and their relationship to reading/language arts and related issues. The theme of the journal will be pragmatic in perspective. It will emphasize presenting papers which



**60% MORE  
POWER!  
THAN VIC-20**

**\$299<sup>00</sup>**



28K COMPUTER Sale Price

FOR THE SPECIAL SALE PRICE OF \$299.00 you get the COMMODORE VIC-20 computer *plus* WE ADD 3000, BYTES OF MEMORY to give you 60% MORE PROGRAMMING POWER! This powerful full-sized extra featured computer includes the 6502 microprocessor (LIKE APPLE) 20,000 bytes ROM with a 16K extended LEVEL II Microsoft BASIC, 8000 bytes RAM plug in expandable to 32,000 bytes RAM, 66 key typewriter professional expanded keyboard with graphic symbols on keys, color command keys, high resolution graphics, 512 displayable characters, text display is 22 lines 23 characters, sound and music, real time, upper lower case, full screen editing cursor, floating point decimal and trig functions, string arrays, scrolling, multi statement lines, file management, PEEK AND POKE. Assembly machine language is available. We have easy to use self teaching books and programs. Accept TAPE-DISK-PLUG IN CART-RIDGES, connects to any TV, includes AC adaptor, R.F. modulator, switch box, self teaching instruction book, comes in a beautiful console case for only \$299.00.

**LOW COST PLUG IN EXPANSION**

Expansion accessories plug directly into this computer, extra RAM memory, Controllers, a Cassette, A Telephone Modem for only \$109.00, an 80 Column Printer for \$375.00, even the 170K Disk Drive plugs in direct. You do not have to buy an expensive expansion interface.

**WHY SUCH A LOW PRICE**

WE GIVE YOU 60% to 400% MORE PROGRAMMING POWER THAN VIC-20! You can't beat our prices for the VIC-20 with increased programming power added! We sell direct to customers. We save you the profit margin normally made by computer stores, department stores, and distributors. We are willing to take a smaller margin to develop volume!

**INVEST IN YOUR CHILDREN**

Educate your children while they play. Every kid wants to play electronic games. (We have some of the best). The next natural step for their curiosity is to try simple programming. They can do this in 20 minutes with our simple self teaching instruction book. High schools are teaching computer math, science and programming - some start in grammar school.

If you provide this computer as a Teacher and Tutor at home, before you know it your child will be writing computer programs. You can use your T.V. to EDUCATE not frustrate your family and eliminate T.V. boredom with programs that challenge, stimulate and entertain the whole family. We have a wide variety of games, recreational, home finance and educational programs to choose from. Why pay \$140.00 to \$295.00 for an electronic game when you can buy this powerful computer for only \$299.00.

**IMMEDIATE REPLACEMENT WARRANTY**

If your computer fails because of warranty defect within 90 days from date of purchase, you simply send your computer to us via United Parcel Service prepaid. We will "immediately" send you a replacement computer at no charge via United Parcel Service prepaid. No one we know gives you this kind of warranty service. Most computer warranty service takes 30 to 90 days to handle - this fantastic "immediate replacement warranty" is backed by COMMODORE COMPUTER, a MAJOR national brand electronics manufacturer.

**TELEPHONE MODEM SALE \$109**

Plug in your VIC telephone modem. Now you can get a world of information through your telephone, plus electronic mail. Just dial up the information you want. UPI wire service, stock market, historical information by topic from over 60 magazines, including New York Times. Airline information, order tickets, get weather information anywhere in the world, restaurant and hotel information, thousands of categories are on line for you, business, finance, education, entertainment, games etc. YOU'LL BE THE TALK OF YOUR NEIGHBORHOOD. Our telephone modem price is only \$109 and includes FREE! one year network membership and one hour on line!

**SPECIAL SALE PRICE \$299**

FOR ONLY \$299 you get the POWERFUL 28K COMMODORE VIC with 60% MORE PROGRAMMING POWER THAN VIC-20! 28,000 bytes total memory (20,000 bytes ROM, 8000 bytes RAM and extended LEVEL II BASIC), the professional 66 keyboard, color, sound, music self teaching instruction book, A.C. adaptor, R.F. modulator, T.V. switch box, owners manual plus all the other features listed, in a beautiful console.

- We Stock More VIC-20 Programs and Accessories than anyone in the USA! Over 270 Educational Tapes

- Expand to 60K  
6 Slot Switch Selectable  
Reset Button  
Expansion Module  
Sale Price Only \$109.00  
In Stock Now!

- Save \$30.95 get 6 games  
\$89.70 value for \$58.95—

- Free Catalog.

**SPECIAL SALE PRICE \$379**

FOR ONLY \$379 you get the 41K COMMODORE VIC with 400% MORE PROGRAMMING POWER THAN VIC-20! We add 16,000 bytes memory to the VIC-20. You get a total of 41,000 bytes memory (20,000 bytes ROM, 21,000 bytes RAM and extended LEVEL II BASIC) plus all the extra features shown for the 28K COMMODORE VIC.

**SPECIAL DATA CASSETTE SALE**

THIS SPECIAL DATA CASSETTE has special electronics that eliminates loading problems and loss of programs recorded on tape! Includes tape counter and your selection of any \$14.95 "GAME PACK" program FREE!!! Reg. Price \$90.00 Sale Price \$69.00

**15 DAY FREE TRIAL**

**DON'T MISS THIS SALE - ORDER NOW**

- Please send me the 28K Commodore VIC Computer for \$299.00
- Please send me the 41K Commodore VIC Computer for \$379.00
- Telephone Modem \$109
- Special Data Cassette \$69.00

We ship C.O.D. and honor Visa and Master Card.

Name \_\_\_\_\_

Address \_\_\_\_\_

City \_\_\_\_\_

State \_\_\_\_\_ Zip Code \_\_\_\_\_

VISA  MASTER CARD  C.O.D.

Credit Card No. \_\_\_\_\_

Expiration Date \_\_\_\_\_

Add \$10.00 for shipping, handling and Insurance. Illinois residents please add 6% tax. Add \$20.00 for CANADA, PUERTO RICO, HAWAII orders. WE DO NO EXPORT TO OTHER COUNTRIES.

Enclose Cashiers Check, Money Order or Personal Check. Allow 14 days for delivery, 2 to 7 days for phone orders, 1 day express mail!

Canada orders must be in U.S. dollars.



**we are  
commodore VIC  
experts!!**

**PROTECTO  
ENTERPRIZES**

BOX 550, BARRINGTON, ILLINOIS 60010  
Phone 312/382-5244 to order



have clear classroom/teaching implications.

The journal will be interdisciplinary and directed toward an audience of reading-language arts teachers, educational specialists, classroom teachers, educators of teachers and educational researchers.

Gerald H. Block, ALP Reading Clinics in Berkeley and Oakland, serves as editor of CRLA. Danny B. Daniel, University of Minnesota; Peter Joyce, York Board of Education, Toronto; Dorothy Judd, Northern Illinois University; George E. Mason, University of Georgia; Barbara Micetich, Diocese of Washington, DC; and Richard L. Shell, University of Cincinnati, serve as the editorial board.

Papers or requests for information should be sent to:

*Gerald H. Block*  
CRLA  
P.O. Box 13039  
Oakland, CA 94661.

## Foreign Language Program For Apple

Synergistic Software announces the release of a new educational software program called The Linguist, which is a general pur-

pose foreign language translation and tutorial program for the Apple II computer. It allows the Apple to correctly print the foreign alphabets used by such languages as Hebrew, Russian, Japanese, Greek, German, plus the Romance languages and English. This unique program can work with words, phrases, definitions, technical terms, or phonetic pronunciations. Thus, it can be used by those learning a foreign language or those who wish to learn English.

The user of The Linguist types in the words, phrases, or definitions he would like to learn. Then the program will test the user on these words using hints. The Linguist will keep score and correct mistakes. If a phonetic pronunciation is desired, the user can input which pronunciation guide he would like to use (from American Heritage Dictionary, the International Phonetic Alphabet, or the Trager-Smith Phonemes). Then a word's correct pronunciation is easy to look up. The Linguist can operate with one or two stored languages with a maximum storage capacity of 4400 words, 2600 definitions, or 2000 foreign phrases.

The Linguist can be used for a number of purposes. If a for-

ign language teacher would like to drill a class on new vocabulary, The Linguist can be used to teach without supervision. If business people or tourists want to brush up on a foreign language before traveling, The Linguist can store the terms and quiz the person on their definitions and use. The Linguist requires an Apple II Computer, Applesoft, 48K, DOS 3.3. The price is \$40.

*Synergistic Software*  
830 North Riverside Drive  
Suite 201  
Renton, WA 98055  
For ordering call (800)426-6505

## File II For PET And VIC

File is a general purpose cassette-based file system for the PET/CBM, or VIC-20 computers. It will allow you to construct, sort, maintain, and print out a wide range of data types, such as mailing lists, accounts, book lists, etc. File allows the user to define the record format and is limited only by available memory. Commands include: LOAD, DUMP, PRINT (screen or printer options), ADD, CHANGE, REMOVE, SORT, and more.

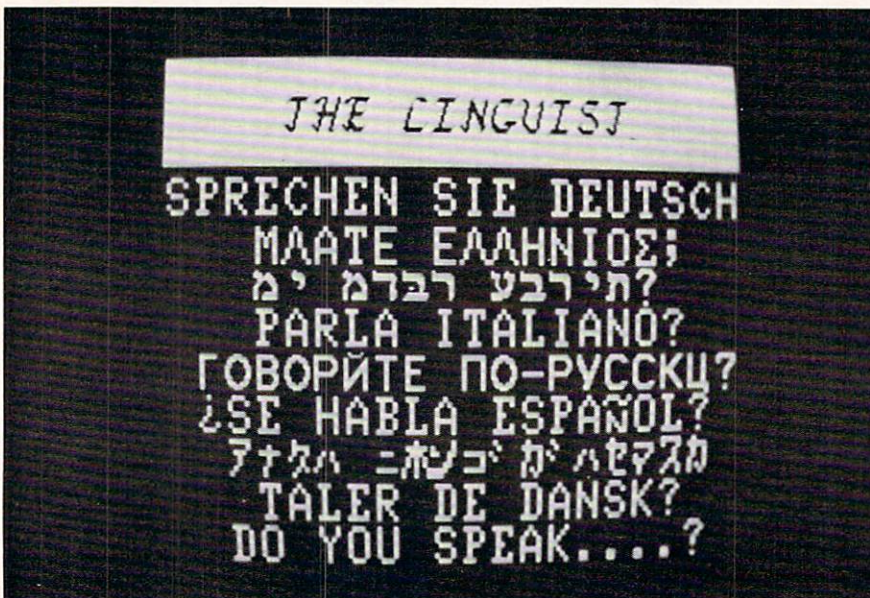
Requires minimum of 8K PET/CBM or VIC-20 with 3K expansion cartridge. Expands automatically to available memory. Package includes software on cassette and complete documentation. Price is \$9.95.

Complete catalog of products is available. Please specify type of computer.

*Kinetic Designs*  
401 Monument Rd. #171  
Jacksonville, FL 32211

## New Book Aims At Consumer Protection

Questions concerning how to resolve computer consumer problems led to the publishing of







**800 16K .....\$639**  
**800 48K .....\$789**  
**400 16K .....\$315**

410 Recorder ..... \$ 75  
 810 Disk Drive ..... \$439  
 820 Printer ..... \$259  
 822 Printer ..... \$259  
 825 Printer ..... \$579  
 830 Modem ..... \$155  
 850 Interface ..... \$169  
 481 Entertainer ..... \$ 79  
 482 Educator ..... \$125  
 483 Programmer ..... \$ 55  
 484 Communicator ..... \$299  
 853 16K Ram ..... \$ 79

**ATARI Software**

CS406 Financial Management ..... \$ 55  
 CX4104 Mailing List ..... \$ 19  
 CX404 Word Processor ..... \$115  
 CXL4007 Music Composer ..... \$ 45  
 Programming 2 & 3 ..... \$ 22  
 Conversational Languages ..... \$ 45  
 CX4018 Pilot ..... \$ 59  
 CX405 Pilot ..... \$ 99  
 CXL4003 Assembler Editor ..... \$ 45  
 CX8126 Microsoft Basic ..... \$ 67  
 CX412 Dow Jones Investment ..... \$ 95  
 CXL4022 Pac-Man (new) ..... \$ 33  
 CX8130 Caverns of Mars ..... \$ 29  
 CXL4020 Centipede (new) ..... \$ 33  
 CXL4006 Super Breakout ..... \$ 32  
 CXL4008 Space Invaders ..... \$ 32  
 CXL4009 Computer Chess ..... \$ 32  
 CXL4010 3-D Tic Tac Toe ..... \$ 26  
 CXL4011 Star Raiders ..... \$ 35  
 CXL4012 Missile Command ..... \$ 32  
 CXL4013 Asteroids ..... \$ 32

**New Software for Atari**

Frogger ..... \$26  
 Apple Panic ..... \$23  
 Raster Blaster ..... \$23  
 Temple of Apshai ..... \$30  
 Bishops Square ..... \$23  
 Graphics Master ..... \$30  
 Tumble Bugs ..... \$23  
 Action Quest ..... \$23  
 Crossfire ..... \$23  
 Threshold ..... \$30  
 Computer Stocks & Bonds ..... \$17  
 Guns of Fort Defiance ..... \$17  
 Mousekattack ..... \$26  
 K-Razy Shootout ..... \$36  
 Jawbreaker ..... \$23  
 Preppie ..... \$19  
 Rear Guard ..... \$19  
 Arcade Pro Football ..... \$26  
 Bug Attack ..... \$23  
 Pathfinder ..... \$26  
 Deadline ..... \$39  
 Zork I ..... \$29  
 Zork II ..... \$29  
 Crypts of Terror ..... \$26  
 Pool 1.5 ..... \$26  
 Deluxe Invaders ..... \$26  
 Gorf ..... \$29  
 Wizard of Wor ..... \$29  
 Battle Trek ..... \$29  
 Canyon Climber ..... \$23  
 Shooting Arcade ..... \$23  
 Pacific Coast Highway ..... \$23  
 Clowns and Balloons ..... \$23

For Fast Delivery, send certified or cashier checks, money orders, or direct bank wire transfers. Personal checks allow 2 to 3 weeks to clear. 25% deposit on C.O.D.'s. Prices reflect a cash discount only and are subject to change. Shipping—Software (\$2.00 Minimum), Hardware—call. Foreign inquiries invited — add 15% for shipping. Nevada residents add sales tax.

**TOP SELLERS**  
**Atari Software**

**Entertainment**


Ghost Hunter ..... \$ 26  
 Lunar Lander ..... \$ 12  
 Reversi ..... \$ 23  
 Gomoku ..... \$ 23  
 Star Warrior ..... \$ 29  
 Crush, Crumble, & Chomp ..... \$ 23  
 Ricochet ..... \$ 15  
 Empire of the Overmind ..... \$ 26  
 Tanktics ..... \$ 23  
 B-1 Nuclear bomber ..... \$ 13  
 Kayos ..... \$ 26  
 Match Racers ..... \$ 23  
 Wiz & Princess ..... \$ 24  
 Mission: Asteroid ..... \$ 19  
 Softporn Adventure ..... \$ 23  
 Ali Baba & the Forth Thieves ..... \$ 24  
 The Shattered Alliance ..... \$ 29  
 Galactic Chase ..... \$ 23  
 Atari World ..... \$ 45

**Business & Utilities**

Visicalc ..... \$179  
 Mail Merge ..... \$ 23  
 Data Perfect ..... \$ 79  
 Letter Perfect ..... \$105  
 Text Wizard ..... \$ 69  
 Datasm 65 2.0 ..... \$105  
 Micropainter ..... \$ 26  
 The Basic Compiler ..... \$ 69  
 Color Print ..... \$ 29

**Educational**

Compu-Read ..... \$ 23  
 Compu-Math/Fractions ..... \$ 29  
 Compu-Math/Decimals ..... \$ 29  
 Vocabulary I ..... \$ 16  
 Vocabulary II ..... \$ 16  
 Number Series ..... \$ 16  
 Analogies ..... \$ 16  
 Story Builder/Word Master ..... \$ 16  
 Let's Spell ..... \$ 16  
 Astro Quotes ..... \$ 16  
 All APX Software ..... 15% off list



**commodore**  
**VIC 20 .....\$249**

VIC1530Datasette ..... \$ 67  
 VIC1540 Disk Drive ..... 479  
 VIC1515 Graphics Printer ..... 329  
 VIC1210 3K Memory Expander ..... \$ 30  
 VIC1110 8K Memory Expander ..... \$ 52  
 VIC1011 RS 232C Terminal Interface ..... \$ 43  
 VIC1112 VIC-1EED-488 Interface ..... \$ 84  
 VIC1211 VIC 20 Super Expander ..... \$ 52  
 VIC1212 Programmers Aid Cartridge ..... \$ 45  
 VIC1213 Machine Language Monitor ..... \$ 45  
 VM110 Vic Programmers Ref. Guide ..... \$15

**VIC Software**

Avenger ..... \$23  
 Superslot ..... \$23  
 Super Alien ..... \$23  
 Jupiter Lander ..... \$23  
 Draw Poker ..... \$23  
 Midnight Drive ..... \$23  
 Spiders of Mars ..... \$39  
 Meteor Run ..... \$39  
 Amok ..... \$29  
 Alien Blitz ..... \$29  
 Renaissance ..... \$39  
 Outworld ..... \$29  
 Cloudburst ..... \$39  
 Satellites & Meteorites ..... \$39  
 Skymath ..... \$12  
 Space Division ..... \$12  
 Long Division ..... \$12  
 Super Hangman ..... \$15  
 3-D Maze ..... \$12  
 Raceway ..... \$13  
 Kosmic Kamikaze ..... \$21  
 The Alien ..... \$21  
 Simon ..... \$10  
 Kiddie Pak I ..... \$32  
 Super Four I ..... \$39  
 Kiddie Checkers ..... \$ 8  
 Snakman ..... \$18  
 Astrobase-2001 ..... \$13  
 Space Barrier ..... \$13  
 Snake ..... \$10

**(Programming Techniques)**

Print Commands ..... \$14  
 For-Next Loops ..... \$14  
 Graphics ..... \$14  
 Types of Variables ..... \$14  
 Data Files ..... \$14  
 Random Numbers ..... \$14  
**Educational**  
 Money Addition ..... \$10  
 Math Whiz ..... \$10  
 State Capitals ..... \$10  
 World Capitals ..... \$10  
 Spelling ..... \$ 8  
 The Verb ..... \$14  
 The Adverb ..... \$14  
 The Adjective ..... \$14  
 Fraction Reduction ..... \$10  
 Adding Signed Numbers ..... \$10  
 Plurals ..... \$ 8  
 Memory ..... \$10

**★ ATARI ★**

**Programming Techniques (Santa Cruz — Tricky Tutorials)**

Display Lists ..... \$ 17  
 Horiz/Vert Scroll ..... \$ 17  
 Page Flipping ..... \$ 17  
 Basics of Animation ..... \$ 17  
 Player Missile Graphics ..... \$ 24  
 Sound ..... \$ 17



The Computer Outlet is an associate of The Computer Learning Center For Children. We are experts in educational technology and can customize educational software curriculums for school districts, individual schools, or for the child at home. Please contact us about your software and equipment requirements and feel free to stop by our school in Las Vegas.

We have one of the world's largest educational software inventories featuring our own Computer Learning Center software.

Ten Little Robots (ATARI) ..... \$12.95  
 Pre-School Math (ATARI) ..... \$19.95



**\*\*\* SPECIALS OF THE MONTH \*\*\***

ELEPHANT DISKS (BOX) ..... \$ 22  
 HAYES SMARMODEN ..... \$229  
 AXLON RAMCRAM ..... \$129  
 MOSAIC 32K RAM ..... \$ 99  
 RAMDISK (128K) ..... \$429  
 MICROTEK 32K RAM ..... \$109  
 AMDEK COLOR I MONITOR ..... \$329  
 PERCOM DOUBLE DENSITY DRIVE ..... \$679  
 EPSON MX-100 PRINTER ..... \$729  
 OKIDATA MICROLINE 80 ..... \$329  
 K-DOS ..... \$ 65  
 OS/A + ..... \$ 59  
 BASIC A + ..... \$ 59  
 FLIP N' SORT DISKETTE BOX (Holds 50 Diskettes) ..... \$ 21  
 FLIP-SORT CARTRIDGE BOX (Holds 10 Atari Computer Cartridges) ..... \$ 21

**YOUR ONE STOP MARKETPLACE FOR ALL YOUR COMPUTER NEEDS**  
*If it is not listed, please ask.*

**Computer Outlet**

Park Place — Upper Level  
 1095 E. Twain — (702) 796-0296  
 Las Vegas, Nevada 89109

Call Toll Free **800-634-6766**

We accept Major Credit Cards  
 Mon.-Sat. 8 A.M.-6 P.M.





# ATARI®



**VIC-20**  
**\$249**

800 COMPUTER (16K) .....	\$649.00
800 COMPUTER (48K) .....	\$768.00
400 COMPUTER (16K) .....	\$275.00
410 PROGRAM RECORDER ..	\$74.00
810 DISK DRIVE .....	\$439.00
NEC 8023A-C PRINTER .....	\$475.00
PERCOM D/D DISK DRIVE ...	\$589.00
850 INTERFACE MODULE ...	\$164.00

ENTERTAINER .....	\$82.00	32K RAM (Microtek) ...	\$119.00
EDUCATOR .....	\$119.00	16K RAM (Microtek) ...	\$69.00
PROGRAMMER .....	\$52.00	16K RAM (Cx 853) .....	\$79.00
COMMUNICATOR .....	\$299.00	LE STICK .....	\$30.00
825 PRINTER (80 Col) ..	\$579.00	TYPE 'N TALK .....	\$319.00

### ATARI SOFTWARE

<b>ADVENTURE INT'L</b>		<b>GEBELLI</b>	
Adventures 1, 2 & 3 (D) .....	\$31.95	Andromeda (D) .....	\$25.95
Adventures 4, 5 & 6 (D) .....	\$31.95	Pathfinder (D) .....	\$25.95
Adventures 7, 8 & 9 (D) .....	\$31.95	Match Racers (D) .....	\$22.95
Adventures 10, 11 & 12 (D) .....	\$31.95		
Adventures 1-12 ea. (C) .....	\$15.95	<b>INFOCOM</b>	
Star Trek 3.5 (D) .....	\$19.50	Zork I (D) .....	\$30.95
Star Trek 3.5 (C) .....	\$15.50	Zork II (D) .....	\$30.95
Mountain Shoot (C) .....	\$11.50	Deadline (D) .....	\$38.95
Galactic Empire (C) .....	\$15.50		
Galactic Trader (C) .....	\$15.50	<b>LJK</b>	
Rear Guard (C) .....	\$15.50	Letter Perfect (D) .....	\$109.95
		Mail Merge/Utility (D) .....	\$22.50
<b>APX</b>		Data Perfect (D) .....	\$84.95
Eastern Front 1941 (C/D) .....	\$25.50		
My First Alphabet (D) .....	\$25.50	<b>ON-LINE</b>	
Outlaw/Howitzer (C/D) .....	\$15.95	HI RES Wiz & Princess (D) .....	\$25.50
Avalanche (C/D) .....	\$15.95	Soft Porn Adventure (D) .....	\$23.50
		HI RES Mission Asteroids (D) .....	\$19.95
<b>ARTSCI</b>		HI RES Ulysses (D) .....	\$26.95
Poker Solitaire (C) .....	\$11.50	Crossfire (C/D) .....	\$22.95
Reversi (C) .....	\$15.50	Mousekattack (D) .....	\$26.95
Gamuko (C) .....	\$15.50	Jawbreaker (C/D) .....	\$23.50
Cypher Bowl (C) .....	\$38.95	The Next Step (D) .....	\$29.95
		Frogger (C/D) .....	\$26.95
<b>ARTWORX</b>		Threshold (D) .....	\$30.99
Hodge Podge (D) .....	\$15.50		
Bridge 2.0 (C) .....	\$14.95	<b>OPTIMIZED SYSTEMS</b>	
Intruder Alert (C) .....	\$13.95	OS/A + (D) .....	\$63.95
Cranston Manor Adv. (D) .....	\$19.95	Basic A + (D) .....	\$63.95
Beta Fighter (C) .....	\$13.50		
		<b>QUALITY SOFTWARE</b>	
<b>ATARI INCORPORATED</b>		Ali Baba & 40 Thieves (D) .....	\$25.50
Microsoft Basic (D) .....	\$66.00	QS Forth (D) .....	\$63.95
Macro Assem & Editor (D) .....	\$66.00	6502 Disassembler (D) .....	\$11.95
Assembler Editor (R) .....	\$45.00	Starbase Hyperion (C) .....	\$15.95
Basic Cartridge (R) .....	\$45.00	Name That Song (C) .....	\$11.95
Pac Man (R) .....	\$33.00	Fastgammon (C) .....	\$15.50
Centipede (R) .....	\$33.00		
Caverns of Mars (D) .....	\$29.00	<b>SUBLOGIC</b>	
Missile Command (R) .....	\$32.00	Adv. On A Boat (D) .....	\$19.95
Star Raiders (R) .....	\$33.00	Ghostly Manor (D) .....	\$19.95
Asteroids (R) .....	\$32.00	Black Forest (D) .....	\$19.95
Conversational Lang. Ea. (C) ..	\$44.00		
Music Composer (R) .....	\$45.00	<b>UFO</b>	
Touch Typing (C) .....	\$19.00	Sands of Mars (D) .....	\$19.95
Super Breakout (R) .....	\$32.00	House of Usher (D) .....	\$19.95
Computer Chess (R) .....	\$32.00	Beneath the Pyramids (D) .....	\$19.95
The Bookkeeper (D) .....	CALL	Fantasy Land 2041 AD (D) .....	\$32.95
		Waterloo II (D) .....	\$19.95
<b>AUTOMATED SIMULATIONS</b>		Zardon (D) .....	\$19.95
Invasion Orion (C/D) .....	\$19.50	Treasure Island (D) .....	\$19.95
Rescue at Rigel (C/D) .....	\$23.50		
Crush, Crumble & Ch. (C/D) .....	\$23.50	<b>USA</b>	
Temple of Apshei (C/D) .....	\$30.95	3-D Supergraphics (C/D) .....	\$30.95
Ricochet (C/D) .....	\$15.50	Survival Adventure (C/D) .....	\$19.95
Star Warrior (C/D) .....	\$30.95	Atari World (D) .....	\$47.95
Date Stones of Ryn (C/D) .....	\$15.50		
		<b>MISCELLANEOUS SOFTWARE</b>	
<b>AVALON HILL</b>		Action Quest (C/D) .....	\$23.50
Empire of Overmind (C) .....	\$23.95	Bug Attack (C/D) .....	\$23.50
Tanktics (C) .....	\$18.95	Crypts of Terror (D) .....	\$27.50
Dnieper River Line (D) .....	\$23.95	Galactic Chase (C) .....	\$19.95
Voyager (D) .....	\$19.95	Ghost Hunter (C) .....	\$23.50
Galaxy (D) .....	\$19.95	Kayos (C/D) .....	\$27.50
		K-Razy Shootout (R) .....	\$35.95
<b>BRODERBUND SOFTWARE</b>		Pool 1.5 (D) .....	\$27.95
Choplifter (D) .....	\$27.95	Raster Blaster (D) .....	\$22.95
Apple Panic (D) .....	\$23.50	The Shattered Alliance (D) .....	\$30.95
Star Blazer (D) .....	\$27.95	Versa Writer Tablet .....	\$238.95
		Visicalc (D) .....	\$194.95
<b>EDU-WARE</b>		Warlocks Revenge (D) .....	\$27.50
Compu-Read (D) .....	\$23.95		
Compu-Math Frac. (D) .....	\$30.95		
Compu-Math Dec. (D) .....	\$30.95		

WRITE FOR FREE CATALOG

## COSMIC COMPUTERS

UNLIMITED

D = DISK  
C = CASSETTE  
R = ROM

228 N. PROSPECTORS RD.  
DIAMOND BAR, CA. 91765

SHIPPING EXTRA \$2 MINIMUM PRICES  
SUBJECT TO CHANGE. CALIF. RESIDENTS ADD  
TAX. ATARI IS A TRADEMARK OF ATARI INC

PHONE OPEN SEVEN  
DAYS 8 am - 9 pm

**(714) 861-1265**

Consumer Protection for the Micro-computer Owner. The author is Attorney L. J. Kuttan.

The 35-page booklet covers the steps to consider before making a purchase. Information about the general Law of Sales is given to advise the Buyer of the legal issues that can arise if he is not careful, such as: When is a sale valid? Are advertised prices binding? What can be done about partial delivery? What and when must the Seller deliver? A general comparison of the local computer store and mail order is given along with a brief introduction to Federal Mail Order Law. There is also a discussion of the different ways to pay for a purchase and some of the problems that each one entails. An introduction into warranties is given along with a discussion of warranty disclaimers. Hints on how to legally reject and revoke a prior acceptance of a product are included. Finally, there are suggestions on how to complain effectively, and various miscellaneous hints every computer purchaser will find useful. The booklet aids not only the consumer, but also the seller in becoming more effective.

The booklet is available through the mail for \$15.00. There is an additional \$3.00 charge for C.O.D. orders. Missouri residents should add 4.625% sales tax. Send check or money order to:

L. J. Kuttan, Attorney at Law  
201 S. Central Ave., POB 16185  
St. Louis, MO 63105

*New Product releases are selected from submissions for reasons of timeliness, available space, and general interest to our readers. We regret that we are unable to select all new product submissions for publication. Readers should be aware that we present here some edited version of material submitted by vendors and are unable to vouch for its accuracy at time of publication.*







**BELL & HOWELL**

MADE EXCLUSIVELY FOR BELL & HOWELL BY




**apple computer inc.**

# PRICE BREAKTHROUGH



**apple computer**  
Sales and Service

**APPLE II PLUS 48K**



**48K ONLY \$1089**

**APPLE II PLUS**



**AUTHORIZED  
DEALER  
AND LEVEL 1  
SERVICE CENTER**

**DISK II DRIVE**

WITH  
CONTROLLER CARD **\$ 540.00**

**CALL OR WRITE  
FOR A COMPLETE  
SOFTWARE LIST**

CASH, CERTIFIED CHECK,  
MASTERCARD & VISA ACCEPTED  
FOR IMMEDIATE SHIPMENT.



**COMPUTER AGE**

9433 GEORGIA AVE.  
SILVER SPRINGS, MD 20910  
(301) 588-6565



# Advertisers Index

AB Computers	64,65,127	Mideastern Software	157
ASAP Computer Products, Inc.	121	Midwest Micro Associates	140
Aardvark Technical Services Ltd.	81	Midwest Software	87
Abacus Software	22	Mind Science Foundation	124
The Alien Group	77	Mosaic Electronics, Inc.	11
Amplify, Inc.	174	New England Electronics Company	2,3
Apogee Software	124	Nufekop	92
Arcade Plus, Inc.	13	On Line Software	165
Artworx	55	Optimized Data Systems	162
The Arma Design Group	53	PR Software	166
BBI	170	P.R.I.C.E.	38
Batteries Included	163	Pacific Exchanges	63,83,144,170
Byte-A-Bit Computing Co.	97	Parsec Research	92
BYTE Books	47	Percom Data Co., Inc.	7
Byte Microsystems Corp.	67	Peripherals Unlimited	31
C-Mart	152	Philadelphia Computer Discount	139
CE Software	147	Precision Technology, Inc.	102
CFI	107	Pretzelland Software	118
Canadian Micro Distributors	19	Pribusin, Inc.	53
Comm*Data Systems, Inc.	59	Professional Software	1,9
Commodore Business Machines	BC	Program Design, Inc.	22
Computer Age	191	The Program Store	40,41
The Computer Bus	17	The Programmer's Institute	27
Computer House	186	Protecto Enterprises	187
Computer Mail Order	176,177	Quality Software	111
Computer Outlet	189	Questar International	45
Computer Seen	157	RAR-TECH	57
CompuServe	77	RC Electronics	174
ComputerMat	154	Random Access Microware	97
Computertime, Inc.	170	William Robbins	102
Connecticut MicroComputer Inc.	15	Royal Software	125
Cosmic Computers Unlimited	190	Skyles Electric Works	102,159
Creative Software	25	Small Systems Engineering, Inc.	61
Data Equipment Supply Corp.	155	The Software Connection	81
Dataview Ltd.	49	Software Galore	174
Don't Ask Computer Software	43	Software Street	181
Dunham Software and Consulting Co.	38,97	Sport 'N Sound Electronics	178
Dynacomp, Inc.	35,36,37	Star Software	154
Dynamic Technologies	118	Strom Systems Inc.	181
ECX Company	115	subLogic Communications Corp.	74
Eastern House Software	16,183	Sunrise Electronics	57
Eclectic Systems Corporation	161,179	Sunrise Software	27
Educational Software Inc.	79	Swifty Software, Inc.	73
English Software Company	147	Syncom	15
H W Electronics	109	Synergistic Software	111
Harli Software	166	T.H.E.S.I.S.	147
High Country Microsystems	143	Tara Computer Products	143
Human Engineered Software	101	Tele-games	47
Hypertech	167	Tiny Tek, Inc.	94
IDSi	23	Totl Software	165
InHome Software	57	University Microfilms International	174
Interlink, Inc.	16	Vervan Software	94
Krell Software	71	Victory Software	165
Leading Edge Products	IFC, IBC	Voicetek	68
The Library of Computer and Information Sciences	33	John Wiley & Sons, Inc.	25
Lightning Software	17	Wunderware	165
Little Wizard Distributing	167		
London Software	113		
Lyco Computer Marketing and Consulting	185		
MIS	141		
MMG Micro Software	53		
MTG Technical Sales	182		
MW Software	57		
Magic Carpet Software	154		
Micro Computer Service Center	59		
Micro Printer Marketing	21		
Micro World Electronix Inc.	63		
Micro-Ed, Inc.	89		
Micromail	47		
Microsoft	4		
MicroSpec Ltd.	98		

## COMPUTE! Publications

COMPUTE! Magazine	29
COMPUTE! Customer Service	173
COMPUTE! Back Issues	172
COMPUTE! Books	171
Every Kid's First Book Of Robots and Computers	71
Programming The PET/CBM	128,129
First Book Of VIC	167



# COMPUTE!

My Computer is:

- PET  Apple  Atari  OSI  VIC-20  TI 99/4A  Sinclair ZX-81  
 Radio Shack Color Computer  Other \_\_\_\_\_  Don't yet have one...  
 \$20.00 One Year US Subscription (Readers outside of the US, please  
 \$36.00 Two Year US Subscription see our foreign readers subscription  
 \$54.00 Three Year US Subscription card or inquire for rates).

Name \_\_\_\_\_  
 Address \_\_\_\_\_  
 City \_\_\_\_\_ State \_\_\_\_\_ Zip \_\_\_\_\_

Payment Enclosed  VISA  
 MasterCard  American Express  
 Account No. \_\_\_\_\_ Expires \_\_\_\_\_ / \_\_\_\_\_

8 9 10 11 12

## COMPUTE! Books

Quan.	Title	Price	S/H	Total
	The Beginner's Guide to Buying A Personal Computer	\$ 3.95	+	\$1.00*
	COMPUTE!'s First Book of Atari	12.95	+	2.00*
	Inside Atari DOS	19.95	+	2.00*
	COMPUTE!'s First Book of PET/CBM	12.95	+	2.00*
	Programming the PET/CBM	24.95	+	3.00**
	Every Kid's First Book of Robots and Computers	4.95	+	1.00*
	COMPUTE!'s First Book of VIC	12.95	+	2.00*

\*\$4.00 / \*\*\$9.00 For air mail outside US.

Name \_\_\_\_\_  
 Address \_\_\_\_\_  
 City \_\_\_\_\_ State \_\_\_\_\_ Zip \_\_\_\_\_  
 Country \_\_\_\_\_

Allow 4-5 weeks for delivery.

# COMPUTE!

Subscription rates outside the US:

- \$25.00 Canada FI=2  
 \$38.00 Europe/Air Delivery FI=3  
 \$48.00 Middle East, North Africa, Central America/Air Mail FI=5  
 \$88.00 South America, South Africa, Australasia/Air Mail FI=7  
 \$25.00 International Surface Mail (lengthy, unreliable delivery) FI=4,6,8

Name \_\_\_\_\_  
 Address \_\_\_\_\_  
 City \_\_\_\_\_ Postal Code \_\_\_\_\_  
 Country \_\_\_\_\_

Payment must accompany this card.  
 Payment in US Funds drawn on a US Bank; International Money Order; or charge card:  VISA  MasterCard  American Express  
 Account No. \_\_\_\_\_ Expires \_\_\_\_\_ / \_\_\_\_\_

8 9 10 11 12

## The Editor's Feedback:

Computer:  PET  ATARI  APPLE  VIC-20  OSI  OTHER \_\_\_\_\_  
 Are you a **COMPUTE!** Subscriber?  Yes  No I would like to see:  
 More  Fewer Specific applications  More  Fewer Games.  
 More  Fewer BASIC programs.  More  Fewer Reviews of game software.  
 More  Fewer Machine language  More  Fewer Reviews of business software.  
 More  Fewer Tutorials.  More  Fewer Reviews of educational software.  
 More  Fewer Detailed explanations  More  Fewer Reviews of hardware.  
 More  Fewer of programs.

What do you like best about **COMPUTE!**?

What do you like least?

# Foreign Readers

8 9 10 11 12



Place  
Stamp  
Here

**COMPUTE! Magazine**  
Post Office Box 5406  
Greensboro, NC 27403

Place  
Stamp  
Here

**COMPUTE! Magazine**  
Post Office Box 5406  
Greensboro, NC 27403



**BUSINESS REPLY MAIL**

FIRST CLASS PERMIT NO. 236 HOLMES, PA

POSTAGE WILL BE PAID BY ADDRESSEE

**COMPUTE! Magazine**  
P.O. Box 636  
Holmes, PA 19043




**BUSINESS REPLY MAIL**

FIRST CLASS PERMIT NO. 2312 GREENSBORO, NC


POSTAGE WILL BE PAID BY ADDRESSEE

**COMPUTE! Books**  
Post Office Box 5406  
Greensboro, NC 27403

NO POSTAGE  
NECESSARY  
IF MAILED  
IN THE  
UNITED STATES



NO POSTAGE  
NECESSARY  
IF MAILED  
IN THE  
UNITED STATES





# The Library of Computer and Information Sciences

Please accept my application for trial membership and send me the ENCYCLOPEDIA OF COMPUTER SCIENCE (44900-3) billing me only \$2.95. I agree to purchase at least three additional Selections or Alternates over the next 12 months. Savings range up to 30% and occasionally even more. My membership is cancelable any time after I buy these three books. A shipping and handling charge is added to all shipments.

**No-Risk Guarantee:** If you are not satisfied—for any reason—you may return the Encyclopedia of Computer Science within 10 days and your membership will be canceled and you will owe nothing.

Name \_\_\_\_\_

Name of firm \_\_\_\_\_  
(if you want subscription sent to your office)

Address \_\_\_\_\_ Apt. \_\_\_\_\_

City \_\_\_\_\_

State \_\_\_\_\_ Zip \_\_\_\_\_

(Offer good in Continental U.S. and Canada only. Prices slightly higher in Canada.)

Compute 8/82

7-BL4

# The Library of Computer and Information Sciences

Please accept my application for trial membership and send me the ENCYCLOPEDIA OF COMPUTER SCIENCE (44900-3) billing me only \$2.95. I agree to purchase at least three additional Selections or Alternates over the next 12 months. Savings range up to 30% and occasionally even more. My membership is cancelable any time after I buy these three books. A shipping and handling charge is added to all shipments.

**No-Risk Guarantee:** If you are not satisfied—for any reason—you may return the Encyclopedia of Computer Science within 10 days and your membership will be canceled and you will owe nothing.

Name \_\_\_\_\_

Name of firm \_\_\_\_\_  
(if you want subscription sent to your office)

Address \_\_\_\_\_ Apt. \_\_\_\_\_

City \_\_\_\_\_

State \_\_\_\_\_ Zip \_\_\_\_\_

(Offer good in Continental U.S. and Canada only. Prices slightly higher in Canada.)

Compute 8/82

7-BK7






NO POSTAGE  
NECESSARY  
IF MAILED  
IN THE  
UNITED STATES

**BUSINESS REPLY CARD**

FIRST CLASS PERMIT NO. 230 RIVERSIDE, N J

POSTAGE WILL BE PAID BY ADDRESSEE

**The Library of Computer  
and Information Sciences**  
Riverside, New Jersey 08075



NO POSTAGE  
NECESSARY  
IF MAILED  
IN THE  
UNITED STATES

**BUSINESS REPLY CARD**

FIRST CLASS PERMIT NO. 230 RIVERSIDE, N J

POSTAGE WILL BE PAID BY ADDRESSEE

**The Library of Computer  
and Information Sciences**  
Riverside, New Jersey 08075





# THE LEADING EDGE IN PRINTERS


Finally, there's one full family of printers that covers every business or word processing application—all from C. Itoh, a company known for packing more product into less price; and all distributed exclusively by Leading Edge, a company known for searching out and providing that very thing. Which means that one call to one source can get you any printer, any time you need it, for any purpose.

## THE PRO'S.

**The Prowriters: business printers—and more.** The “more” is a dot-matrix process with more dots. It gives you denser, correspondence quality copy (as opposed to business quality copy, which looks like a bad job of spray-painting).

**Prowriter:** 120 cps. 80 columns dot matrix compressable to 136. 10" carriage. Parallel or serial interface.


**Prowriter 2:** Same as Prowriter, except 15" carriage allows full 136 columns in normal print mode. Parallel or serial interface.



## THE STAR.


**The Starwriter F-10.** In short (or more precisely, in a sleek 6" high, 30-pound unit), it gives you more of just about everything—except bulk and noise—than any other printer in its price range. It's a 40 cps letter-quality daisy-wheel with a bunch of built-in functions to simplify and speed up word processing.

It plugs into almost any micro on the market, serial or parallel.



## AND THE MASTER.

**The Printmaster F-10.** Does all the same good stuff as the Starwriter except, at 55 cps, the Master does it faster.



*Distributed Exclusively by Leading Edge Products, Inc., 225 Turnpike Street, Canton, Massachusetts 02021.  
Call: toll-free 1-800-343-6833; or in Massachusetts call collect (617) 828-8150. Telex 951-624.*



# THE COMMODORE COMPUTERS

**"FROM \$300 TO \$1995, THEY COST LESS AND GIVE YOU MORE FOR YOUR MONEY. READ OUR CHART."**


— William Shatner

The idea of a computer in every office and home used to be science fiction. Now it's becoming a reality. The question is, with so many to choose from, which computer should you buy? When you consider the facts, the clear choice is Commodore.

## COMPARE OUR \$995 COMPUTER

FEATURES	COMMODORE 4016	APPLE II	IBM
Base Price	\$995	\$1,330	\$1,565
12" Green Screen	Standard	299	345
IEEE Interface	Standard	300	NO
<b>TOTAL</b>	<b>\$995</b>	<b>\$1,929</b>	<b>\$1,910</b>
Upper & Lower Case Letters	Standard	NO	Standard
Separate Numeric Key Pad	Standard	NO	Standard
Intelligent Peripherals	Standard	NO	NO
Real Time Clock	Standard	NO	NO
Maximum 5 1/2" Disk Capacity per Drive	500K	143K	160K

Prices are as of the most recent published price lists, September, 1981 and approximate the capabilities of the (16K) PET<sup>®</sup> 4016. Disk Drives and Printers are not included in prices. Models shown vary in their degree of expandability.



Many experts rate Commodore Computers as the best desk-top computers in their class. They provide more storage power — up to 1,000,000 characters on 5 1/4" dual disks — than any systems in their price range. Most come with a built-in green display screen. With comparable systems, the screen is an added expense. Our systems are more affordable. One reason: we make our own microprocessors. Many competitors use ours. And the compatibility of peripherals and basic programs lets you easily expand your system as your requirements grow. Which helps explain why Commodore is already the No. 1 desk-top computer in Europe with more than a quarter of a million computers sold worldwide.



### WE WROTE THE BOOK ON SOFTWARE.

The Commodore Software Encyclopedia is a comprehensive directory of over 500 programs for business, education, recreation and personal use. Pick up a copy at your local Commodore dealer.

### FULL SERVICE, FULL SUPPORT.

Commodore dealers throughout the country offer you prompt local service. In addition, our new national service contract with TRW provides nationwide support. Visit your Commodore dealer today for a hands-on demonstration.

Commodore Computer Systems  
681 Moore Road  
King of Prussia, PA 19406

Canadian Residents:  
Commodore Computer Systems  
3370 Pharmacy Avenue  
Agingcourt, Ontario, Canada, M1W 2K4

Please send me more information.

CO-8

Name \_\_\_\_\_

Company \_\_\_\_\_ Title \_\_\_\_\_

Address \_\_\_\_\_

City \_\_\_\_\_ State \_\_\_\_\_ Zip \_\_\_\_\_

Telephone \_\_\_\_\_

Interest Area \_\_\_\_\_

Business  Education  Personal



**commodore**  
COMPUTER