

How To Cut Telecommunications Costs

COMPUTE!

\$3.00
November
1986
Issue 78
Vol. 8, No. 11
\$4.25 Canada
02193
ISSN 0194-357X

The Leading Magazine Of Home, Educational, And Recreational Computing

A Hands-On Look At The New Apple IIGS Computer

64 RAM Expander

16K of extra RAM
for the 64

Biker Dave

An exciting action
game for Atari, IBM,
Commodore 64,
and Amiga

SpeedView

Instant 80-column
document previews
with SpeedScript 3.0
for the Commodore 64

EDIT For Apple II

Improved editing with
DOS 3.3

Atari Sound Commander



0



We just did something only the best can do! We made our award winning* software for the Commodore™ 128 and 64 computers even better!

Introducing ...

- Pocket Writer 2**
word processor
- Pocket Planner 2**
spreadsheet
- Pocket Filer 2**
database

New Features

Our new Pocket 2 series offers features usually found only in much more sophisticated applications software. Features that include: compatibility with the new GEOS operating system †, ability to work with the Commodore RAM expander to allow a RAM disk, mouse support with pull down menus, 1571 burst mode for faster file loading, increased support for two single disk drives, automatic configuration for screen color, format and printer selection †.

Sophisticated software, yes, and still easy to use. You can be up and running in under 30 minutes even if you haven't operated a computer before.

2 Programs in 1

Now, when you upgrade your Commodore™ 64 to a 128, Pocket software helps make it a breeze. The new Pocket 2 software has both 128 and 64 applications on the same disk. So when you buy one you are actually buying two software packages. The cost only \$59.95 (U.S.).

6 Programs in 1

The 180% Solution saves you money! You can buy all three Pocket 2 applications, Pocket Writer 2, Pocket Planner 2 and Pocket Filer 2 in one convenient **Superpak** for the low price of only \$99.95 (U.S.). A super way to discover all the integrated features of Pocket 2 software and save almost eighty dollars.

As a companion to Pocket Writer 2, a **Dictionary Disk** containing 32,000 words (expandable to 40,000) is available. The cost \$14.95 (U.S.).

For those of you who have already discovered the many benefits of owning Pocket software; we offer all registered owners an upgrade to Pocket 2 software for only \$19.95 (U.S.) plus 3.00 (U.S.) shipping and handling! Available only by writing to Digital Solutions Inc.

Pocket Writer 2 Word Processor In addition to the new features above...

- Spelling Checker incorporated in program (requires a dictionary disk)
- Spelling Checker now runs over 300% faster than in original Pocket software
- Word wrap is now fully automatic †
- Ability to move columns
- Go To page number for finding information in long texts †
- Fully automatic upper and lower case type conversion †
- Enhanced Delete process for word, line or paragraph
- Word Count feature for essays and assignments †
- Enhanced split memory mail merge option

Pocket Planner 2 Spreadsheet In addition to the new features above...

- Individual column width selection now available †
- Multiple files in memory with cut and paste capability

Serious Software That's Simple to Use

- Able to print mathematical formulae as well as results of calculations †
- Global formatting option
- Enhanced row/column insert delete †
- Logarithmic and XY graphing capability
- Increased file compatibility with other spreadsheets †
- Number of rows increased from 99 to 250 †


Pocket Filer 2 Database In addition to the new features above...

- Dynamic calculations during data entry
- Intelligent re entry to enter/edit mode
- Easier file conversion from other software †
- Automatic index updating for constantly sorted file †
- Enhanced mathematical language including loops and labels †
- High speed sort using dynamic buffering †
- Automatic entry of repetitive data †

* Commodore's Microcomputers Magazine, independent reviewers, rated the original Pocket Writer 128/64 and Pocket Planner 128/64 software the "Annual Best of 1986" in the productivity category.


Commodore is a registered trademark of Commodore Business Machines Inc.
† Features available for Commodore 64™.
© 1986 Digital Solutions Inc.

Superpak: The Solution That Saves Money!



Pocket Writer 2, Pocket Planner 2 and Pocket Filer 2 together
Convenient; get all three integrated applications at once
128/64 software on same disks
Economical; \$179.85 (U.S.) worth of software for only
\$99.95 (U.S.)

Pocket Writer Dictionary



Makes Spelling Checker faster and simpler to use
More convenient than developing personal disk
32,000 words available
Expandable to 40,000 words

Canadian Dealer Enquiries:

Ingram Canada Ltd.
1-416-738-1700
Mail orders:
Crystal Computer Inc.
in Michigan 1-517-224-7667
outside Michigan 1-800-245-7316

International Distributor Enquiries to:



Digital Solutions Inc.

2-30 Wertheim Court
Richmond Hill, Ontario
Canada L4B 1B9
Telephone (416) 731-8775
Telex 06-964501
Fax (416) 731-8915

Super Solutions 2



**Pocket
Writer 2**

Word Processor



**Pocket
Planner 2**

Spreadsheet



**Pocket
Filer 2**

Database

**The Best
Just Got Better**



One for all.



Affordable, Compatible, and Full-Color Capable!

Besides being the one printer for all the PC's pictured above, the OKIMATE® 20 is also the one for all your printing needs.

Want to spruce up your homework with colorful charts and graphs? The OKIMATE 20 is for you.

Need crisp "Near Letter Quality" printing for business correspondence?

The OKIMATE 20 is for you.

Maybe you want expanded or fine print, italics, underlining, superscripts, or subscripts? You guessed it, the OKIMATE 20 is for you, too.

In fact, no matter what you have in your PC, you can put it on paper with the OKIMATE 20.

With this versatile printer you

also get such high-end features as built-in type fonts, a 24-element printhead and the ability to make transparencies for overheads.

All at a very low-end price: \$268* complete with "Plug 'n Print"® personality module.

For the name of the OKIMATE 20 retailer nearest you, simply call 1-800-OKIDATA.

*Suggested retail price. Dealer price may vary.

OKIDATA[®]
an OKI AMERICA company
We put business on paper.

COMPUTE!

NOVEMBER 1986
VOLUME 8
NUMBER 11
ISSUE 78

FEATURES	GUIDE TO ARTICLES AND PROGRAMS
18 The New Apple IIgs David D. Thornburg	•
26 Cutting Telecommunications Costs Kathy Yakal	•
33 Online Update Selby Bateman	•
36 X*Press Information Service: The Cable TV and Personal Computer Connection ... Kathy Yakal	•
38 Biker Dave David Schwener	AT/PC/PCjr/64/AM
REVIEWS	
67 <i>Hacker II: The Doomsday Papers</i> Neil Randall	AP/PC/AM/Mac/ ST/64
68 <i>Chessmaster 2000</i> James V. Trunzo	AP/AM/AT/ST/ 64/PC/Mac
70 <i>The Music Studio</i> for Amiga and Atari ST Stefan Lipson	AM/ST
COLUMNS AND DEPARTMENTS	
4 The Editor's Notes Robert C. Lock	•
8 Readers' Feedback The Editors and Readers of COMPUTE!	•
30 Telecomputing Today: The SIG Wars Arian R. Levitan	•
31 CompuServe and Public Domain Selby Bateman	•
65 HOTWARE: Software Best Sellers	•
66 Microscope Sheldon Leemon	•
83 Computers and Society: Whatever Happened to Logo? David D. Thornburg	•
84 The World Inside the Computer: Computer Pop-up Books Fred D'Ignazio	•
85 ST Outlook: BASIC Slide Show for <i>NEOchrome</i> and <i>DEGAS</i> Philip I. Nelson	ST
87 The Beginner's Page: More About PRINTing C. Regena	•
90 INSIGHT: Atari—Your Roving Reporter Bill Wilkinson	AT
91 IBM Personal Computing: Columns Revisited Donald B. Trivette	PC
THE JOURNAL	
61 Atari Sound Commander James Hague	AT
72 Unnew Dennis J. Jarvis and Michael L. Zinicola	128/64
75 EDIT for Apple II E. Joseph Billo and Richard A. DeJordy	AP
76 SpeedView: An 80-Column Preview Program for <i>SpeedScript</i> ... Mark Schreiner	64
78 Commodore 128 Machine Language, Part 4 Jim Butterfield	128
81 64 RAM Expander Alton C. Williams	64
92 CAPUTE! Modifications or Corrections to Previous Articles 93 COMPUTE!'s Guide to Typing In Programs 96 COMPUTE!'s Author's Guide 104 Advertisers Index	<div data-bbox="868 1612 1089 1701" style="border: 1px solid black; padding: 5px; width: fit-content;"> <p>NOTE: See page 93 before typing in programs.</p> </div> <p>AP Apple, Mac Macintosh. AT Atari. ST, Atari ST. 64 Commodore 64, +4 Commodore Plus/4. 16 Commodore 16. 128 Commodore 128. P PET/CBM. PC IBM PC. PCjr IBM PCjr. AM Amiga. *General interest.</p>
<p>TOLL FREE Subscription Order Line 800-247-5470 (In IA 800-532-1272)</p>	

COMPUTE! Publications, Inc. 

Part of ABC Consumer Magazines, Inc.
One of the ABC Publishing Companies

ABC Publishing, President, Robert G. Burton
1330 Avenue of the Americas, New York, New York 10019

COMPUTE! The Journal for Progressive Computing (USPS: 537250) is published monthly by COMPUTE! Publications, Inc., 825 7th Ave., New York, NY 10019 USA. Phone: (212) 265-8360. Editorial Offices are located at 324 West Wendover Avenue, Greensboro, NC 27408. Domestic Subscriptions: 12 issues, \$24. POSTMASTER: Send address changes to: **COMPUTE!** Magazine, P.O. Box 10955, Des Moines, IA 50950. Second class postage paid at Greensboro, NC 27403 and additional mailing offices. Entire contents copyright ©1986 by COMPUTE! Publications, Inc. All rights reserved, ISSN 0194-357X.

David Thornburg's recent comments on piracy have evoked some stimulating reader responses. We generally have found, over the years, that those who scream the loudest about their right to steal software exhibit some pretty convoluted logic. Example: The company who makes it charges too much for it. Solution: This makes it okay to copy? The list goes on. We've quoted here from a letter that we feel provides an excellent example of some not-so-legitimate concerns. Although the author failed to include a name or address, we'd like to comment on some of his or her remarks.

...I feel that the software companies are making out like bandits. They charge outrageous amounts for programs that are not worth the money that is charged.

A more traditional belief in our society has upheld the theory of the free market rather than free theft. The free-market theory argues that a vendor who gouges, or delivers less than true value for one's dollar, will eventually be caught up with by the marketplace. Here's another novel argument our friend advances:

...I support pirating and have on tap possibly 600 disks for both the Apple and IBM XT...[If]...I had to pay for them I would have more money in the software than I do in my house. And this is over \$300,000...

This one's great. The logical extension of this argument is that we should collectively become a community of thieves. Given our need for software, and what apparently has become an inherent right to possess software, the solution to the expense of collecting it becomes pure thievery. The rest of us are fortunate that this same logic hasn't begun to be applied to houses and cars. Now we're getting to the real heart of the arguments.

We've covered the justifications of overcharging, in various guises, and now turn to the converse:

...do not give me that it hurts the developer of the code. All companies and corporations buy hundreds—if not thousands of copies of the program at the price (if not higher) that the publisher asks for.

In other words, either the software company already makes enough money, or it has already factored individual

theft into its corporate sales. This is logic similar to the present arguments over liability insurance. Eventually everything has some impact, positive or negative, on the individual consumer.

Software piracy, and theft, cannot have a beneficial impact. As an activity generally shielded by, for example, one's right to privacy, enforcement of software rights is quite difficult. It's one of those areas where there's a gray area between community standards enforced by fear of exposure and community standards enforced by one's own sense of duty to that community. We personally feel that is the response to our friend's final remark.

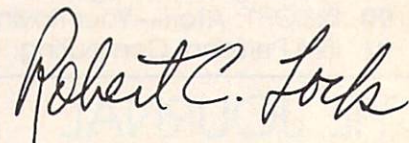
...if the software industry wishes me to buy and use software legally, they must give me more reason to, other than the pity stories of the developers losing money.

Every time we mention something related to software piracy, some reader raises the question, "How can you run advertisements for software designed to help users copy protected disks if that's the way you feel?" There's one significant reason. We used to decline advertising that in any way promoted utilities designed for copying protected software. After the copyright law was amended to allow for a software owner's right to make and store a backup of software, we amended our policy to support that notion. In short, we accept such advertising when it subscribes to those purposes supported in the copyright law. We refuse and routinely reject piracy-oriented advertising. There's a sense of semantic jousting with windmills here that's inescapable under the circumstances, simply because we can't avoid the fact that some people will use legitimate backup programs to make duplicate copies for nonlegitimate users of a product. There is no doubt in our minds that such use can only be described as theft, regardless of the various arguments, such as those above, raised to support it. On the other hand, we feel quite strongly that a user has a full right to make and keep a backup. Some companies have attended to this by providing users with a backup. Others have chosen to avoid copy-protection alto-

gether. Still others have made provision for obtaining a backup. In short, we support the notion of having access to a backup. We don't support the notion of using that need to justify distribution of the software.

In this case perhaps we should ask the question, "When is the media the message?" That seems to be the heart of a recent debate over CompuServe's exercise of its right to limit distribution of software that is undeniably public domain software. The more heated proponents of the public domain position argue that CompuServe is somehow appropriating the public domain products. We think this is an oversimplification, and as CompuServe points out, it is in fact attempting to promote and assist the utilization of such software by its subscribers. Understandably enough, CompuServe is not trying to promote and disseminate such software to those who are not subscribers. Seems fair enough. You'll find a couple of sometimes contrasting points of view on pages 30 and 31.

Until next time, enjoy your COMPUTE!.



Robert C. Lock
Editor in Chief

We welcome Sheldon Leemon and his new column, "Microscope," to the pages of COMPUTE!. Microscope will focus on industry news and what's on the horizon in the world of microcomputers. Sheldon, a free-lance author based in Michigan, has written two COMPUTE! books—*Mapping the Commodore 64* and *Inside Amiga Graphics*—and co-authored COMPUTE!'s *Amiga-DOS Reference Guide*; *MacTalk: Telecomputing on the Macintosh*; and *COMPUTE!'s Telecomputing on the IBM*. The column debuts on page 66 in this issue.

PaperClip™

"The **#1** Best Selling Word Processing Package" – BILLBOARD'S COMPUTER SOFTWARE CHART*

PAPERCLIP II FOR THE COMMODORE 128

- Compatible with C-64 PaperClip files: the natural choice for C-128 upgrades
- Includes integrated 38,000-word spelling checker
- Built-in telecommunications module: access on-line services, incorporate on-line data in your work, and send text to other users
- New editing features include multiple columns, reverse video scroll, chaptering, powerful macros
- Maximum document size expanded to 999 lines

PAPERCLIP FOR THE APPLE IIe, c

- Insert/Delete, Move & Copy, Cut & Paste, Global Search & Replace
- Automatic page numbering, headers and footers
- Simplified columns, tabbing and scrolling
- Form letter and mailing label functions
- Unique new capabilities for Apple: dual text windows, automatic text protection, macro commands and more

PAPERCLIP FOR ATARI HOME COMPUTERS (WITH SPELLPACK FOR THE 130 XE)


- All the high-productivity editing features plus: Dual Text Windows, Automatic Paging, Macros and much more
- Fully-integrated SpellPack spelling checker on the same disk
- 36000 words in the SpellPack dictionary plus you can add thousands more
- Memory-resident for speed and convenience: no need to quit the word processor to check a document

PAPERCLIP with SPELLPAK FOR THE COMMODORE 64

- Built-in spelling checker
- All the high-productivity text editing features
- Move, Copy, Insert, Delete – words, sentences or entire blocks of text
- Macro power: define & store up to 52 repetitive words/phrases, then enter them with just one keystroke
- Includes 80-column Print Preview display, requires no extra hardware
- Sophisticated Global Search & Replace, Mail Merge and Mailing Label functions

PAPERCLIP ELITE FOR THE ATARI ST and COMMODORE AMIGA

- Go beyond word-processing, with idea processing, text/graphics integration, real-time spell checking, independent variable columns and so much more. Look for PaperClip Elite. Coming soon.



- "you can't go wrong choosing Paper Clip"
– THE GUIDE TO COMPUTER LIVING
- "the Cadillac of word processors."
– OMNI MAGAZINE
- "best professional word processor available"
– RUN MAGAZINE
- "by far the best word processor ever available
... So clearly superior, ... State-of-the-art word processing"
– AN TIC
- "as far as we are concerned, PaperClip is the top word processor running on a micro computer."
– HOME APPLICATIONS FOR THE C-64
- "Performance: excellent. Error-handling: excellent. Value: excellent... You'll find yourself growing spoiled."
– FAMILY COMPUTING
- "Exceptional word processing..."
– INPUT
- "many features... easy to use"
– ATARI EXPLORER
- "A superb word processor... the most sophisticated to date."
– COMPUTE MAGAZINE
- "... the ultimate word processor"
– ANALOG MAGAZINE
- "One of the easiest of the professional word processors... a sensible manual... plenty of aids for the accident prone."
– COMPUTING NOW
- "An excellent word processor... well designed... many advanced features."
– INFO WORLD
- "a 'must have' in an ideal software library"
– ELECTRONIC LEARNING
- "... most powerful of packages"
– COMMODORE MAGAZINE
- "PaperClip is a logical evolutionary step forward."
– AHOY
- "... facts attest to its excellence!"
– FAMILY COMPUTING

**COMING
SOON!**



BATTERIES INCLUDED, an ITM company, 30 Mural Street, Richmond Hill, Ontario, Canada, L4B 1B5 (416)881-9941, Customer Information (416)881-9816. If you can't find this product at your local retailer, you may order it direct from us at the full suggested list price plus \$5.00 for postage and handling. For product orders please call 1-800-387-5707 (U.S. only). For most Batteries Included products you can always have the latest version of your program by returning the original disk and \$10.00. Write to us for our full color catalog of products for the APPLE, APPLE MACINTOSH, ATARI, ATARI ST, COMMODORE, COMMODORE AMIGA, AND IBM SYSTEMS.

©1986 Batteries Included. APPLE, APPLE MACINTOSH, ATARI, ATARI ST, COMMODORE, COMMODORE AMIGA, AND IBM are registered trademarks respectively of APPLE COMPUTERS INC., ATARI CORPORATION, COMMODORE BUSINESS MACHINES INC., AND INTERNATIONAL BUSINESS MACHINES INC. Some features may vary with computer system used.

*AS COMPILED FROM NATIONAL RETAIL SALES REPORTS



Publisher	James A. Casella
Founder/Editor in Chief	Robert C. Lock
Senior Editor	Richard Mansfield
Managing Editor	Kathleen Martinek
Executive Editor	Selby Bateman

Editor, COMPUTE! & COMPUTE!'s GAZETTE	Lance Elko
Assistant Editor, COMPUTE!	Philip I. Nelson
Production Director	Tony Roberts

Editor, COMPUTE!'s Atari ST Disk & Magazine	Tom R. Halfhill
Technical Editor	Ottis R. Cowper
Assistant Technical Editors	George Miller, Dale McBane

Assistant Editor, COMPUTE!'s Atari ST Disk & Magazine	Todd Heimarck
Assistant Editor, COMPUTE!'s GAZETTE	Rhett Anderson

Assistant Features Editor	Kathy Yakal
Programming Supervisor	Patrick Parrish
Editorial Programmers	Tim Victor, Tim Midkiff
Copy Editors	Tammie Taylor, Karen Uhlendorf

Submissions Reviewer	Mark Tuttle
Programming Assistants	David Florance, David Hensley, Troy Tucker
Executive Assistant	Debi Nash

Administrative Assistants	Julia Fleming, Iris Brooks, Mary Hunt, Sybil Agee
Associate Editors	Jim Butterfield Toronto, Canada Fred D'ignazio Birmingham, AL David Thornburg Los Altos, CA Bill Wilkinson

Contributing Editor	Bill Wilkinson
---------------------	----------------

COMPUTE!'s Book Division Editor	Stephen Levy
Assistant Editors	Gregg Keizer, Ann Davies
Director, Book Sales & Marketing	Steve Voyatzis

Production Manager	Irma Swain
Art & Design Director	Janice R. Fary
Assistant Editor, Art & Design	Lee Noel

Mechanical Art Supervisor	De Potter
Artist	Dabney Ketrow
Typesetting	Terry Cash, Carole Dunton
Illustrator	Harry Blair

Director of Advertising Sales	Peter Johnsmeyer
Associate Advertising Director	Bernard J. Theobald, Jr.
Production Coordinator	Kathleen Hanlon

Promotion Assistant	Caroline Hanlon
---------------------	-----------------

Customer Service Manager	Diane Longo
Dealer Sales Supervisor	Orchid Tamayo
Individual Order Supervisor	Cassandra Green
Receptionist	Anita Armfield
Warehouse Manager	John Williams

James A. Casella, President	
Richard J. Marino, Vice President, Advertising Sales	
Christopher M. Savine, Director, Finance & Planning	

COMPUTE! Publications, Inc. publishes:

COMPUTE!

COMPUTE!'s Gazette

COMPUTE!'s Gazette Disk

**COMPUTE!'s
Apple Applications Special**

**COMPUTE!'s
Atari ST Disk & Magazine**

Editorial offices:	324 West Wendover Avenue Suite 200 Greensboro, NC 27408 USA
Corporate offices:	825 7th Avenue New York, NY 10019 212-265-8360
Customer Service:	800-346-6767 (In NY 212-887-8525)
Hours:	9:30 A.M.-4:30 P.M. Monday-Friday

Coming In Future Issues

Laser Strike: A Challenging Strategy Game For Atari ST, Commodore 64, Amiga, Atari, Apple, and IBM PC.

Fontier 128: Custom 80-Column Fonts For Commodore 128

3-D Amiga Graphics

Apple Printer Master

Access: Use All The Atari 130XE's Memory

Mail Merge And Word Count: Two Enhancements For Commodore 64 SpeedScript.

Subscription Orders

COMPUTE!
P.O. Box 10954
Des Moines, IA 50340

**TOLL FREE
Subscription Order Line
800-247-5470
In IA 800-532-1272**

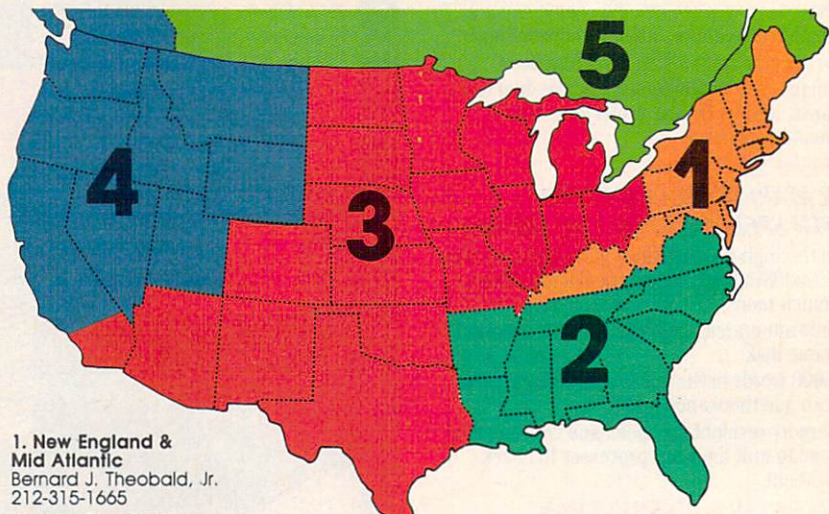
COMPUTE! Subscription Rates (12 Issue Year):

US (one yr.) \$24
(two yrs.) \$45
(three yrs.) \$65
Canada and Foreign
Surface Mail \$30
Foreign Air
Delivery \$65



Magazine Publishers Association

Advertising Sales



1. New England & Mid Atlantic
Bernard J. Theobald, Jr.
212-315-1665
Andrew Eisenberg
212-887-8474

2. Southeast & Foreign
Harry Blair
919-275-9809

3. Midwest & Southwest
Jerry Thompson
312-726-6047 (Chicago)
713-731-2605 (Texas)
303-595-9299 (Colorado)
415-348-8222 (California)
Lucille Dennis
415-348-8222

4. West, Northwest & British Columbia
Jerry Thompson
408-356-4994

Lucille Dennis
415-348-8222
5. Canada
Harry Blair
919-275-9809

Director of Advertising Sales:
Peter Johnsmeyer

Associate Advertising Director:
Bernard J. Theobald, Jr.

COMPUTE! Sales Office 212-315-1665

Address all advertising materials to:
Kathleen Hanlon
Advertising Production Coordinator
COMPUTE! Magazine
324 West Wendover Avenue
Suite 200
Greensboro, NC 27408

The COMPUTE! subscriber list is made available to carefully screened organizations with a product or service which may be of interest to our readers. If you prefer not to receive such mailings, please send an exact copy of your subscription label to: COMPUTE! P.O. Box 10955, Des Moines, IA 50950. Include a note indicating your preference to receive only your subscription.

Authors of manuscripts warrant that all materials submitted to COMPUTE! are original materials with full ownership rights resident in said authors. By submitting articles to COMPUTE!, authors acknowledge that such materials, upon acceptance for publication, become the exclusive property of COMPUTE! Publications, Inc. No portion of this magazine may be reproduced in any form without written permission from the publisher. Entire contents copyright © 1986, COMPUTE! Publications, Inc. Rights to programs developed and submitted by authors are explained in our author contract. Unsolicited materials not accepted for publication in COMPUTE! will be returned if author provides a self-addressed, stamped envelope. Programs (on tape or disk) must accompany each submission. Printed listings are optional, but helpful. Articles should be furnished as typed copy (upper- and lowercase, please) with double spacing. Each page of your article should bear the title of the article, date and name of the author. COMPUTE! assumes no liability for errors in articles or advertisements. Opinions expressed by authors are not necessarily those of COMPUTE!.


PET, CBM, VIC-20 and Commodore 64 are trademarks of Commodore Business Machines, Inc. and/or Commodore Electronics Limited
Apple is a trademark of Apple Computer Company
IBM PC and PCjr are trademarks of International Business Machines, Inc.

ATARI is a trademark of Atari, Inc.
TI-99/4A is a trademark of Texas Instruments, Inc.
Radio Shack Color Computer is a trademark of Tandy, Inc.

AMIGA

SUPPORT FROM COMPUTE! BOOKS

Everything for the Amiga. From BASIC beginner's guides to advanced programming handbooks, COMPUTE! offers you information-packed tutorials, reference guides, programming examples, ready-to-enter applications, and games to help you develop your computing skills on Commodore's Amiga.



COMPUTE!'s AmigaDOS Reference Guide

Arlan R. Levitan and Sheldon Leemon

A comprehensive tutorial and reference guide to the powerful AmigaDOS—the operating system underlying the Workbench and Intuition—this book offers information useful to every Amiga owner. It defines and illustrates all DOS commands, and shows you how to create file directories, access peripherals, run batch file programs, and avoid "disk shuffle." The screen- and line-oriented text editors are explained in detail. Numerous examples and techniques explain how to use AmigaDOS to make operating your Amiga both convenient and efficient.


\$14.95 ISBN 0-87455-047-5

Elementary Amiga BASIC

C. Regena

Here's your introduction to the new and powerful BASIC on the Amiga personal computer. The Amiga's impressive graphics, animation, and sound can be unlocked with the right commands, and BASIC is the place to start. Complete descriptions of Amiga BASIC's commands, syntax, and organization take you from the beginner level to a full-fledged programmer. Plus, the book offers you ready-to-type-in programs and subroutines while showing you how to write your own programs. *There is a disk available which includes the programs in the book, \$12.95. This title is also available as a book/disk combination for \$29.95 (057-2).*

\$14.95 ISBN 0-87455-041-6



COMPUTE!'s Amiga Programmer's Guide

Edited

Your tutorial and reference manual to AmigaDOS, BASIC, Intuition, and other important software tools which accompany the new Amiga, *COMPUTE!'s Amiga Programmer's Guide* is a clear and thorough guide to the inner workings of this fascinating new-generation computer. The great speed of its 68000 microprocessor, coupled with the versatility of the Amiga-specific graphics and sound, makes the Amiga one of the most powerful computers available today. This book is the key to accessing the Amiga's speed and power.


\$16.95 ISBN 0-87455-028-9

Advanced Amiga BASIC

Tom R. Halfhill and Charles Brannon

This guide to applications programming on Commodore's new Amiga contains everything an intermediate programmer requires to begin creating sophisticated software on this powerful machine, including several ready-to-type-in programs. Clear, yet comprehensive documentation and examples cover advanced BASIC commands, designing graphic applications, generating sound and music, using the Amiga's built-in speech synthesizer, creating a user interface, and programming the computer's peripherals. *There is a disk available which includes the programs in the book, \$15.95. (June release)*

\$16.95 ISBN 0-87455-045-9



COMPUTE!'s Beginners Guide to the Amiga

Dan McNeill

Written in a lively and entertaining style, this book teaches you everything a beginner needs to know to get started quickly with the Amiga from Commodore. You will learn about setting up the system, all the most popular types of software, and details about the hardware.

\$16.95 ISBN 0-87455-025-4

Inside Amiga Graphics

Sheldon Leemon

The Amiga, Commodore's powerful new computer, is an extraordinarily impressive graphics machine. Easy to use, the Amiga can produce color graphics and excellent animation. You'll find thorough descriptions of the computer's abilities and the hardware required to create a complete graphics system. Software, too, is central to the Amiga's power, and complete tutorials show you how to get the most from the machine. (June release)

\$16.95 ISBN 0-87455-040-8

COMPUTE!'s Kids and the Amiga

Edward H. Carlson

The latest in this bestselling series written by Edward Carlson, *COMPUTE!'s Kids and the Amiga*, will acquaint you with BASIC. Over 30 sections—all with instructor notes, lessons, assignments, and lively illustrations—entertain and amuse you as you learn to program your new computer. Clear writing and concise examples make it easy for anyone—children and adults alike—to painlessly learn BASIC. (May release)

\$14.95 ISBN 0-87455-048-3

Look for these books at your local book or computer store.
Or order directly from COMPUTE!.
Call toll-free 1-800-346-6767 (in NY 212-887-8525).

Please allow 4-6 weeks for delivery after your order is received.

COMPUTE! Publications, Inc. 

Part of ABC Consumer Magazines, Inc.
One of the ABC Publishing Companies
825 7th Avenue, 6th Floor, New York, NY 10019

Publishers of COMPUTE!, COMPUTE!'s Gazette, COMPUTE!'s Gazette Disk, COMPUTE!'s Books, and COMPUTE!'s Apple Applications.

COMPUTE! books are available in the U.K., Europe, the Middle East, and Africa from Holt Saunders, Ltd., 1 St. Anne's Road, Eastbourne, East Sussex BN21 3UN, England, and in Canada from McGraw-Hill, Ryerson Ltd., 330 Progress Ave., Scarborough, Ontario, Canada M1P 2Z5.



Readers' Feedback

The Editors and Readers of COMPUTE!

If you have any questions, comments, or suggestions you would like to see addressed in this column, write to "Readers' Feedback," COMPUTE!, P.O. Box 5406, Greensboro, NC 27403. Due to the volume of mail we receive, we regret that we cannot provide personal answers to technical questions.

Overseas Computing

I would very much appreciate an authoritative answer to my questions. I plan to purchase a Commodore 128 computer with 1902 monitor, 1571 disk drive, Datassette, printer, and joysticks. This set will be used in Poland where the power supply frequency is 50 hertz and the voltage is 220 volts AC. I can obtain a suitable step-down transformer to convert the voltage to 110 volts, but the frequency will be unchanged. Will this system work correctly with 50-hertz current?

I have visited numerous dealers in the New York City area. Some say that this equipment will work in Europe, others say that it won't work, and others simply don't know. My letter to Commodore has not been answered. I can easily purchase all of these items in Western Europe, but would prefer to buy them here and ship them to Poland. At the current exchange rates, this system will cost roughly twice as much in Europe as it does in the U.S.

M. H. Trenker
Chairman, Dept. of Surgery
Medical School
Gdansk, Poland

Though your question pertains to Commodore computers, the answer is generally the same for all U.S. computer systems. It is possible to use a step-down transformer to achieve the proper operating voltage, but you need to be sure that you do get a high-quality transformer. The small "voltage converter" units available for running hair dryers and such are not an acceptable substitute. However, the transformer may not solve all the problems of using a U.S. system overseas.

The most significant hurdle is that Europe and North America use different video standards. Televisions and monitors generate video displays by repeatedly drawing a series of horizontal lines across

the screen, one under the other. Computers using the European (PAL) standard generate a frame of 312 lines redrawn 50 times per second, while those using the North American (NTSC) standard produce a frame of 262 lines redrawn 60 times per second. The Commodore 64 and 128 handle scan-line differences by providing two different versions of the VIC-II video chip—one for NTSC and one for PAL. The drawing rate is determined by an internal quartz crystal, with different crystal frequencies used for NTSC and PAL systems. While we have no direct experience with the situation, it is our understanding that a complete U.S. system—with both the computer and monitor designed for NTSC—should work in Europe if provided with the proper operating voltage. However, it is not possible to intermix U.S. and European equipment. You can't hook a European (PAL) monitor or television to a U.S. (NTSC) computer, or a PAL computer to a NTSC monitor or television.

Disk drives are another area of confusion. Like that of the computer, the internal operating frequency of a Commodore drive is determined by a quartz crystal, and thus should not be affected by international variations in power-line frequency. However, the speed of the motor which spins the disk may be affected. The older 1541 disk drives have a speed adjustment and a strobe pattern on the drive flywheel to allow adjustment for either 60-hertz (North American) power-line frequency or the 50 hertz used in most of Europe. The 1571 drives we have seen lack this adjustment, but it may not be necessary because the 1571 uses a more sophisticated type of motor.

Unless you plan to travel frequently between the U.S. and Europe, you may find it simpler to purchase equipment designed specifically for the environment where it will be used. We'd be interested in hearing about the experiences of any readers who have attempted to use their computers overseas.

Autobooting ST Programs

In the June 1986 issue of COMPUTE!, you explained how to make an ST program autoboot (load and run when you turn on the computer) simply by putting the program in a disk folder named AUTO. I have used this method and it seems to


work for every program except 1ST Word, the word processor supplied with the ST. Is it possible to make this program autoboot? Also, I have tried to autoboot programs in medium resolution with a color monitor. Can you tell me whether it's possible to autoboot a program in medium instead of low resolution?

Raymond Norris

As part of the boot process (caused when you turn on the power, press the reset button, or unplug the video cable) the ST checks the disk in the drive to see whether it contains a folder named AUTO. If so, it loads and runs the first program in AUTO which ends with the filename extension .PRG. These steps are performed by the BIOS (Basic Input/Output System) before the computer boots GEM, the ST's visually oriented operating system interface. Since you can't run a GEM program without GEM, you can't autoboot any program that takes advantage of GEM's windows, menus, icons, and mouse. Under ordinary circumstances, autobooting works only with TOS or TTP (TOS-Takes-Parameters) programs, which are limited to conventional text, keyboard, and input/output operations.

The answer to your second question involves the boot process as well. When it does a cold start, the ST defaults to low resolution for a color system or to high resolution for a monochrome system. If it can't find a .PRG program in an AUTO folder, the computer boots GEM and eventually looks for a file named DESKTOP.INF. The DESKTOP.INF file (created with the Save Preferences option) records the screen resolution, color palette, and much additional information about the desktop. If DESKTOP.INF is found, the ST reads it and sets the desktop to match your stored preferences. When you autoboot, however, the computer transfers control to the designated program before it has a chance to read DESKTOP.INF. As a result, you are always in low resolution after autobooting unless the program itself resets the video display for medium resolution. Low resolution is also in effect if the system finds neither an autobooting program nor a DESKTOP.INF file.

Other parts of the boot process check whether a cartridge is present or the disk contains a special boot sector. If either



SUPER SUNDAY—PLAY THE GREATEST SUPER BOWL TEAMS OF ALL TIME. Expansion season disks available separately—Apple® II series, IBM® PC & compatibles (color graphics board required) and Commodore® 64/128. \$35



SPITFIRE '40—WWII flight game and simulator. Available for Commodore 64/128. \$35




MACBETH—Text and graphics adventures, covering four different parts of Shakespeare's play. For Commodore 64/128. \$25



MISSION ON THUNDERHEAD—An intergalactic scavenger hunt—an arcade adventure. Available for Apple II series, Atari 8-bit and C64/128. \$25

UNDER FIRE!—A Complete WWII Tactical Combat Simulation—receiving unanimous rave reviews! For Apple II series. Expansion disks available separately. \$59.95



GULF STRIKE—Intense award-winning wargame of modern warfare in the Middle East. Available for Atari® 8-bit, Apple II series, C64/128, IBM PC & compatibles (color graphics board required). \$30



**Straighten Up
and
Fly Right!**

Whether you're in the cockpit of our super realistic SPITFIRE '40, matching wits with three witches in MACBETH or going for the long bomb in SUPER SUNDAY, The Avalon Hill Game Company has the games to take you and your p.c. to new heights. Available at leading game and computer stores everywhere . . . or call TOLL FREE 1-800-638-9292 for ordering information. Ask for Operator C.

COMING SOON!!

DR. RUTH'S COMPUTER GAME OF GOOD SEX—COMING this fall for IBM PC, Dr. Ruth Westheimer's unique brand of frank, down-to-earth responses to questions on sexuality makes for lively times around the keyboard.

MAC PRO FOOTBALL—Take 40 Super Bowl teams, add a billion play combinations, throw in the ability to set a game at any point and create your own weather, top it off with an accurate system of recording plays and stats . . . that's MAC PRO FOOTBALL—first team sports game for the 512K Macintosh® computer.



microcomputer games DIVISION
The Avalon Hill Game Company
A MONARCH AVALON, INC. COMPANY
4517 Harford Road, Baltimore, MD 21214



YOU'LL SWEAR YOU

Eleven new ways to do things like they've never been done before.

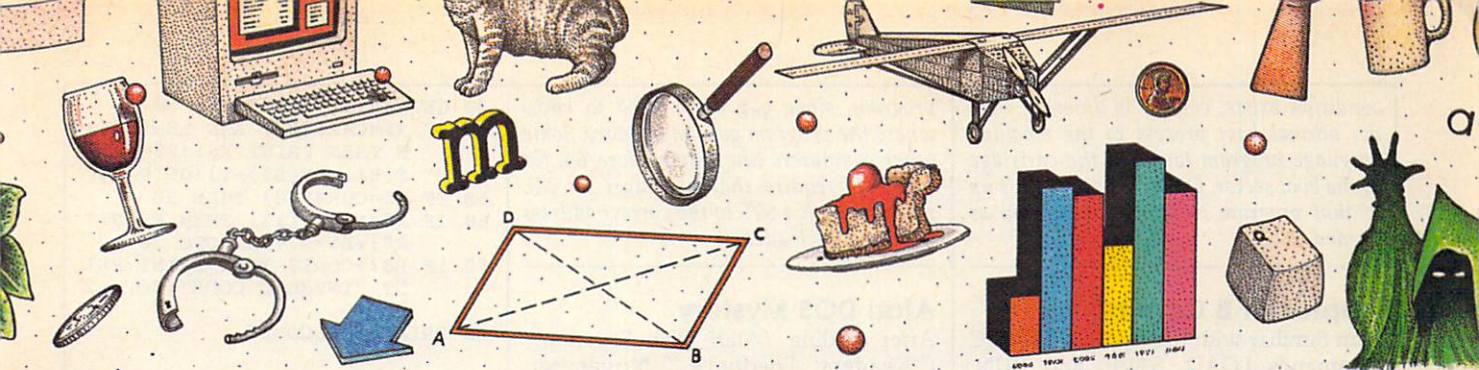
Leave it to Brøderbund to do things a little differently. All kinds of things.

Like learning how to type. Keeping the family books. Or making your own toys and printing your own party invitations.


At Brøderbund, we've become famous for software that not only seems to transform your computer, but does it with a sense of style, adventure and fun that quite simply makes you feel great about what you can accomplish with your computer.

This fall, our exciting releases include entries in our Productivity, Entertainment, Creativity and Hobbies & Pursuits series.

And just wait until you get one home. You'll swear you got a new computer.




GOT A NEW COMPUTER.




The Graphics Library Holiday Edition has over 100 custom graphics, fonts and borders specially designed for 27 holidays.



Make your own toys. Twenty marvelous mechanical models that really work.



A double hi-res, 3-D color adventure. Pilot your jet sled through sky and sea and try to save the prince.




A mystery educational adventure where you're the detective and the whole USA is your beat.



Enhance Science Toolkit Master Module with new tools, new experiments and new knowledge.



The Lau people have a slight problem. Out of control social misfits called Breakers. Help!




A complete guide to party planning and entertaining with food. Includes menus, recipes and shopping lists.



The latest research meets the computer. You learn to type quickly, accurately and for keeps.



Take control of the family finances! This really is the easiest way to manage the money side of life.



An interactive geometry tutor with all the excitement of Macintosh graphics.



Create detailed drawings and bring them to life in double hi-res movies and cartoons.

Broderbund®
 Look for Broderbund Products at your favorite software dealer or call Broderbund at (415) 479-1185.

● APPLE II Ⓐ ATARI 520ST Ⓒ COMMODORE IBM IBM ● MACINTOSH

© Broderbund Software, Inc. 17 Paul Drive, San Rafael, California 94903-2101
 Apple, IBM, Commodore and Atari are registered trademarks of Apple Computer, Inc., International Business Machines Corp., Commodore Electronics, Ltd. and Atari Corp., respectively. Macintosh is a trademark licensed to Apple Computer, Inc.

condition exists, control is diverted from the normal boot process to the machine language program found in the cartridge or the boot sector. Once this occurs, it's up to that program to set the resolution as needed.

Applesoft B Commands

I am familiar with the Applesoft BASIC commands LOAD, SAVE, and RUN. These commands sometimes show up in your magazine with the letter B in front. What do these commands do?

Bruce Meulendyke

*B*SAVE, *B*LOAD, and *B*RUN are used to save, load, and run binary files. A binary file often consists of a machine language program, but it can also contain other data such as a screen image. Here's the syntax for *B*SAVE:

BSAVE filename, Aaddress, Llength, Sslot, Ddrive, Vvolume

*B*SAVE saves the contents of a designated memory area to a disk file. Every *B*SAVE command must include at least three parameters: a filename, the letter A followed by the starting address of the memory area you wish to save (add a \$ after the A if you supply the address value in hexadecimal), and the letter L followed by the length of the area to save (you can also add a \$ after the L to supply the length value in hexadecimal). The last three parameters (S followed by a slot number, D followed by a drive number, and V followed by a volume number) are optional. (The volume number parameter is valid for DOS 3.3 only.) Here's the syntax for *B*LOAD:

BLOAD filename, Aaddress, Sslot, Ddrive, Vvolume

*B*LOAD loads a binary file from disk into the computer's memory. Only the filename parameter is mandatory. The other parameters take the same format as for *B*SAVE (indicate hexadecimal numbers with a \$). If you supply a load address, *B*LOAD loads the binary file into the designated memory area. If the address is omitted, the computer loads the file into the same area it was saved from. Note that you needn't specify the file's length: The computer simply loads until it reaches the end of the file. Here's the syntax for *B*RUN:

BRUN filename, Aaddress, Sslot, Ddrive, Vvolume

*B*RUN assumes that the binary file contains a machine language program. It performs a *B*LOAD of the designated file, then starts the program by performing a *J*MP to the beginning of the file. Just as with *B*LOAD, the address, slot, drive, and (for DOS 3.3) volume parameters are optional. *B*RUN offers a very convenient way to load and run a machine language

program, since you don't need to know where the program goes in memory. Some other computers (the Commodore 64, for instance) require that you start an *M*L program with a *S*YS to the correct address after you've loaded it.

Atari DOS Mystery

After reading "Atari Disk Speedup," ("Readers' Feedback," November, 1985), I *P*OKED off the verify function and created a new copy of DOS 2.5 with this enhancement. Shortly thereafter I noticed that any file I save to disk has angle brackets (<>) on either side of the filename in the DOS directory. Is this normal?

Mark A. Jossart

DOS 2.5 uses angle brackets around a filename to indicate that that file cannot be accessed by the old DOS 2.0. This is only important if you boot up with DOS 2.0 (a single-density DOS) and want to use a file on your DOS 2.5 (enhanced-density) disk.

It's possible that your *P*OKE and the angle brackets are unrelated. If you have used more than 710 sectors of your disk, it is likely that you have no problem. There's a chance, however, that you have confused DOS. To be safe, you might try booting up with an unmodified copy of DOS 2.5 and using the *W*RITE DOS option on your problem disk. Of course, you should always perform any changes to DOS on a copy of the master disk, not the master disk itself.

If you have the *S*ETUP.COM file which comes with DOS 2.5, load it from the DOS menu with the L option. This is the preferred way to make the change. Otherwise, here is the *P*OKE:

POKE 1913,80

Use the *W*RITE DOS option to save the change.

Disguised Input In BASIC

I have a Commodore computer and am writing a program with a code system. When I type in the code, anyone standing nearby can see it. Is there a way to replace each character in the code with an X or any other letter in order to disguise the code? I have noticed that 24-hour bank machines use this method to hide their customers' codes.

Michael Hamm

This simple routine waits for you to enter the word *J*UJUBE. Though it's written for Commodore computers, only slight modifications are needed to convert it for any computer with Microsoft BASIC. Use the *D*EL key to erase mistakes; input terminates when you press *R*ETURN.

```
10 CODE$="JUJUBE"  
20 B$="":PRINT"ENTER PASSWORD"
```

```
30 GET X$:IF X$=""THEN 30  
40 IF X$=CHR$(20) AND LEN(B$)>  
0 THEN PRINT X$;:B$=LEFT  
$(B$,LEN(B$)-1):GOTO 40  
50 IF X$=CHR$(20) THEN 30  
60 IF X$<>CHR$(13) THEN PRINT"  
X";:B$=B$+X$:GOTO 30  
70 IF B$<>CODE$ THEN PRINT:PRI  
NT "INVALID CODE":GOTO 2  
0  
80 PRINT "WELCOME"
```

IBM BASIC Versions

I would like to know the difference between IBM BASIC and BASICA.


Glenn Kupsch, Jr.

IBM has created four different versions of BASIC for the PC and PCjr. They are known as cassette BASIC, disk BASIC, advanced BASIC (BASICA), and cartridge BASIC. Cassette BASIC is the simplest version. It resides in 32K of ROM and does not permit any disk commands or graphics other than plain text. If you boot up a PCjr without a BASIC cartridge, it activates cassette BASIC automatically. Cassette BASIC is rarely used on the PC, since few, if any, PCs were sold without a disk drive (in fact, the PC XT doesn't have a cassette port at all). However, you can activate cassette BASIC on the PC by booting the computer without a disk in the drive.

Disk BASIC must be loaded from disk, and requires at least 32K of RAM as well as a disk drive. Disk BASIC includes the commands in cassette BASIC as well as a timer function and support for RS-232 communications and two additional printers. BASICA, or advanced BASIC, is the most comprehensive version of IBM BASIC for the PC. It requires 48K of RAM and a disk drive. In addition to the disk BASIC commands, BASICA supports event trapping, which lets you monitor several different kinds of events (keyboard, joystick, light pen, timer, and RS-232 activity) in the background. Music and advanced graphics operations are also made available through commands such as *P*LAY, *C*IRCLE, *P*UT, *G*ET, *P*AINT, and *D*RAW.

If you boot up a PCjr with a BASIC cartridge, the computer activates cartridge BASIC—an enhanced version of BASICA which supports the PCjr's extra features. In addition to most BASICA commands, cartridge BASIC offers extra screen modes and new graphics commands such as *P*COPIY, *P*ALETTE, and *P*ALETTE *U*SING.

You can tell what version of BASIC you're using by looking at the version identifier in the BASIC startup message. The identifier C stands for cassette; D stands for disk; A stands for advanced BASIC; and J stands for cartridge BASIC (the J signifies junior). Some versions of IBM BASIC have gone through one or



INTRODUCING TYPE!™

Now you can learn to type quickly, accurately and for keeps. Learning to type is neither a game nor a drag, even though the leading learn-to-type programs treat it that way.

That is to say, the leading learn-to-type programs until now. Because TYPE! is the first product to take full advantage of extensive research on how people learn to type, and combine that with the full potential of your computer.

The result? A learn-to-type program that is equally effective for business professionals and students, beginners and advanced typists.

Among other things, TYPE! combines advanced diagnostics and continuous monitoring, then customizes drills to your individual errors so that now you can learn to type quickly, accurately and for keeps.

And just because we're as serious as you are about learning to type doesn't mean we can't include a game. So we did.



You'll swear you got a new computer.

TYPE! is available for Apple II and IBM personal computers. Coming soon for Commodore 64/128. Look for it at your favorite Broderbund Software dealer or call Broderbund at (415) 479-1185. © Broderbund Software, Inc., 17 Paul Drive, San Rafael, California 94903-2101. Apple, IBM and Commodore are registered trademarks of Apple Computer, Inc., International Business Machines Corp. and Commodore Electronics, Ltd., respectively.

more revisions. The number after the identifier tells you which revision you are using. For instance, cassette BASIC on the PCjr is Version C1.20, while the PCjr's cartridge BASIC identifies itself as Version J1.00, indicating that cassette BASIC was revised twice but cartridge BASIC has not yet been revised.

With minor exceptions, the more advanced versions of IBM BASIC understand all the commands in simpler versions. Thus, most cassette BASIC or disk BASIC programs run with BASICA on the PC or cartridge BASIC on the PCjr. But the reverse is not necessarily true. The PCOPY command, for example, is unique to cartridge BASIC, so it's not available in any other version. One exception to the general rule of upward compatibility appears in cartridge BASIC, which doesn't support the SHELL command found in both disk BASIC and BASICA.

Certain BASIC statements also require extra hardware. On the PC, a serial interface card is required for RS-232 communications, and a color/graphics card is necessary for color graphics. On the PCjr, you must have an internal modem in order to use telecommunications programs or the built-in terminal emulator (activated with the command TERM).

The PC and PCjr know whether you have the hardware needed to support special BASIC commands. If you attempt to

use RS-232 or graphics features without the right hardware, the computer responds with the error message Illegal function call or Device unavailable. In other cases, BASIC informs you that you're trying to do the impossible. Disk BASIC, for example, generates the error message Advanced feature when you attempt to execute a statement found only in BASICA.

The PCjr is a special case when it comes to booting BASIC. Since it's designed for cartridge BASIC, it intercepts any attempt to boot other versions from disk. When you type BASIC or BASICA at the DOS prompt, the PCjr ignores your request and activates cartridge BASIC instead. However, there's a simple trick that allows you to run BASICA on the PCjr (to take advantage of the SHELL command, for instance). Simply copy BASICA onto a disk and rename it as BASICB; then type BASICB from the DOS prompt. Actually, any letter will do in place of the A in BASICA. By renaming disk BASIC as BASICD (or anything other than BASIC or BASICA) you can also run that version of BASIC on the PCjr.

Saving Atari Graphics

I am writing a drawing program in BASIC for the 130XE. I would like to add the screens I create to my BASIC

programs, but I don't know how to save and retrieve the finished pictures on disk in various GRAPHICS modes, including the new 6½ and 7½ modes. I hope you can help.

A. Rosamilia

Here's one way to do it. This program is taken from the book Mapping the Atari, written by Ian Chadwick and published by COMPUTE! Books.

```
1000 SCREEN=PEEK(88)+PEEK(89)*
      256
1010 OPEN #2,8,0,"D:PICTURENAM
      E"
1020 FOR TV=SCREEN TO SCREEN +
      N:BYTE=PEEK(TV):PUT #2,
      BYTE:NEXT TV:CLOSE #2
```

This program copies the screen to a disk file. You must first set N in line 1040 to the number of bytes you need to save. Use the chart below to determine the value of N.

Graphics mode	Full screen	Split screen
7	4200	4190
14	4270	4296
15	8112	8138

To retrieve your screen, use this program segment:

```
2000 SCREEN=PEEK(88)+PEEK(89)*
      256
2010 OPEN #2,4,0,"D:PICTURENAM
      E"
```

Infocom introduces four new games

Infocom,™ the crazy people who brought you "Zork"® and "The Hitchhiker's Guide to the Galaxy,"™ has a habit of coming up with games that add a new dimension to interactive fiction. And the best keeps getting better. Case in point: "Leather Goddesses of Phobos."™ It has a scratch n' sniff card and a 3-d comic book to excite all your senses. Once your interest is

piqued, you'll embark on a rowdy romp through the solar system. This hilarious spoof of 1930's pulp science fiction has 3 "naughtiness levels," for the prude to the lewd. "Leather Goddesses" is sure to amuse members of either sex.

One's really warped.

Then there's "Trinity."™ It answers the question of whether a game can be both light-hearted

and profound. You journey through a time warp into a mischievous fantasy world where all atomic explosions are mysteriously connected. "Trinity" takes you back to the dawn of the atomic age and puts the course of history in your hands.

One's a real circus.

It has been said that the circus is the only really mysterious thing left in civilization.

One thing's for sure, there is plenty of mystery in "Ballyhoo."™ While trying to locate the circus owner's kidnapped daughter, you are somersaulted into a three-ring world of deception and crime. To solve the crime



2020 FOR TV=SCREEN TO SCREEN +
N:GET #2,BYTE:POKE TV,B
YTE:NEXT TV:CLOSE #2

These programs use the GET and PUT commands, which are used to communicate with input/output devices like the disk drive. Your letter uses the terms GRAPHICS 6½ and GRAPHICS 7½. These names became popular during the reign of ATARI 400 and 800 computers, when these modes were not available directly from BASIC. ATARI XL/XE computers call these modes 14 and 15. To set up mode 7½, just use the command GRAPHICS 15.

Dvorak Keyboard Update

Here is some follow-up information for the COMPUTE! reader who was interested in converting his Commodore 64 to a Dvorak keyboard ("Readers' Feedback," August, 1986). There are many products available for the 64 and other computers, ranging from inexpensive keycap overlays and emulation software to complete replacement keyboards and ROM upgrades. I'm sorry that you discouraged the reader by quoting the BYTE article from February, 1986. That article investigated only one topic—finger travel—and its results are controversial. The authors used a computer simulation, which is error-prone

because of the assumptions inherent in any such program. In response to the article, a top English keyboard expert (Professor Hisao Yamada, University of Tokyo) noted that several factors influence the results when measuring finger travel, and it is very difficult to get accurate measurements.

It is a combination of factors, not any single factor, that makes Dvorak superior in the view of myself and others. According to a controlled study by the U.S. government, Dvorak can result in a 74-percent productivity increase over the qwerty method. It can be learned in less time, finger travel is less (how much less is controversial, but it is clearly less), and Dvorak results in higher speed and accuracy. If any of your readers want more information on the Dvorak method, including a list of products available for personal computers, please send a self-addressed, legal-size envelope with 39 cents in postage to me at the following address. I will also enclose a free copy of the "Dvorak Developments Newsletter."

Randy Cassingham, Editor
Dvorak Developments Newsletter
P.O. Box 1895
Upland, CA 91785

Thank you for offering this additional information.


Reversing SpeedScript

Until recently, many of COMPUTE!'s foreign readers could not use SpeedScript because their languages use a different form of letters. That problem was solved by Charles Brannon's "SpeedScript Fontmaker" (COMPUTE!, January 1986), which allows you to create your own custom character set. I'm sure that this program has made it possible for a large number of foreign readers to use this superb word processor. There are, however, some readers who still can't use SpeedScript—those from Israel and the Arabic countries. In those languages, writing proceeds from right to left, so a word processor whose cursor moves left to right is of little use. Can you make another small step (at least, I think it's small) and add a subroutine which permits us to write either from right to left or left to right?

Dov Ratzman

You're correct in your suspicion that the problem isn't as simple as it first seems. The direction of writing is far from a mere cosmetic feature of SpeedScript: It's bound up with the fundamental structure of the program. To explain, at the heart of SpeedScript is a routine labeled Refresh, which redraws the entire screen display every time you press a key. In essence, Refresh scoops a screen-sized chunk of

es. One really smells.



Every package includes an integral set of props to excite your senses and enhance the game.

and save your hide from a permanent spot in the freak show, you'll need to stretch your puzzle-solving skills to the limit.

One's really haunting.

Wrapping up this new quartet is a classic gothic mystery set in a haunted castle on the mist-shrouded seacoast of Cornwall. In "Moonmist"™ you'll explore the darkest reaches of Tresyllian

Castle and get involved with an eccentric cast of characters, including British nobility, while trying to save your best friend from a vengeful ghost. "Moonmist" offers four distinctly different sets of clues, problems, solutions and hidden treasures. So you'll die to replay it again and again.


All four are easy to get.

Simply follow your nose to your local software store today.

INFOCOM™

For more information, call 1-800-262-6868, x. 17C.
Or write to us at 125 CambridgePark Drive,
Cambridge, MA 02140.

© Infocom, Inc. Zork is a registered trademark and Ballyhoo, Trinity, Leather Goddesses of Phobos and Moonmist are trademarks of Infocom, Inc. The Hitchhiker's Guide to the Galaxy is a trademark of Douglas Adams.




HOW TO TURN YOUR PERSONAL COMPUTER INTO YOUR PERSONAL BANKER.

Here's how to make the investment in your personal computer really pay off.

With SPECTRUMSM the electronic home banking and information system from The Chase Manhattan Bank, N.A. Teamed up with your PC, SPECTRUM is your direct link to Chase. And the start of a better way to manage your money and your time.

A push of a button lets you pay bills electronically, anywhere; transfer funds; keep records; and more. Even get vital financial information and trade stocks* at discount rates.

Right at home, anytime—with complete security. All, including electronic mail, starting at just \$5 a month. And, with 2 months free for new subscribers, now's an even better time to get control of your finances. Call today for your free demo diskette.



**CALL TOLL FREE
1-800-522-7766**



© 1986 The Chase Manhattan Bank, N.A./Member FDIC.
*Stocks are traded through Rose & Company
Investment Brokers, Inc., a Chase affiliate/Member NYSE and SIPC.

text from the text portion of memory and displays it in the computer's screen memory area.

SpeedScript's text memory begins immediately above the end of the program itself. As you type in more characters, the text grows upward into higher memory locations. Screen memory is also arranged sequentially, with lower memory locations at the upper left corner of the screen and higher locations toward the bottom. A higher location in text memory corresponds to a higher location in screen memory. To display a screenful of text, SpeedScript moves characters one by one from a section of text memory into screen memory, automatically wrapping words which overlap the right screen border, until the entire screen is full. Since the Refresh routine is called so often, it must also be very fast.

To write from right to left, you would need to begin by rewriting the Refresh routine to display words in right to left order. Such a change destroys the simple, lower-to-higher correspondence between text memory and screen memory. In itself, the modification isn't impossible. However, it would add significantly to the size and complexity of Refresh and slow the routine somewhat.

Once Refresh had been rewritten, you would also need to rewrite all the routines that move the cursor from one character, word, sentence, or paragraph to another. Under the present scheme, moving the cursor forward (right) moves you forward in the text, which corresponds to a higher location in both text memory and screen memory. In a right-to-left SpeedScript, moving the cursor forward (right) along a screen line would move you forward (higher) in text memory, but backward (lower) in screen memory. When you hit the end of the line, you would need to jump to a higher screen memory location, without changing your location in text memory, and begin working your way backward (down) to the next line. Word-wrap, in particular, becomes much more difficult to implement under such circumstances.

Of course, if text is displayed from right to left, you'll want to print it the same way. A surprisingly large portion of SpeedScript involves printed output—which includes printing to disk, tape, or the screen, as well as with a printer. Rewriting these routines creates the same type of difficulties outlined above.

In short, what seems like a small change adds up to a very ambitious programming project which would change the size and location of nearly every routine in the program. In the past few years, we've published a number of SpeedScript enhancement programs such as "Speed-View" (elsewhere in this issue) and "SpeedCheck," the spelling checker (COM-

PUTE!'s GAZETTE, December 1985). Those programs, and the various modifications which have appeared in this column, depend on the fact that you can find certain parts of SpeedScript at certain locations in memory. Modifying SpeedScript to display text from right to left would render most, if not all, of those programs and enhancements useless.

Binary Number Converter

I am working on an Atari 800XL program that needs to convert a decimal number such as 255 to a binary digit such as 1111111. IF statements would work, but they seem very inefficient. Can this be done without IF statements?

Danny Maupin

Here is a program that does quick decimal-to-binary conversions:

```
10 NDIG=8: DIM BIN$(NDIG)
20 PRINT "DECIMAL NUMBER";
30 INPUT DCM: GOSUB 10000
40 PRINT "BINARY: "; BIN$
50 GOTO 20
10000 PK=128: BIN$="" : WUN=1
10010 FOR LOOP=WUN TO NDIG
10020 LB=LEN(BIN$)+WUN
10030 BOO=DCM>=PK
10040 BIN$(LB)=CHR$(48+BOO)
10050 IF BOO THEN DCM=DCM-PK
10060 PK=PK/2
10070 NEXT LOOP
10080 RETURN
```

As listed, the program only converts numbers in the range 0-255. To expand its range to 0-65535, change the 8 in line 10 to 16 and the 128 in line 10000 to 32768.

©

To receive additional information from advertisers in this issue, use the handy reader service cards in the back of the magazine.



Stuff their stockings with the perfect gift

& save

50%



This year, give gift subscriptions to *Compute!*. You'll not only make their holidays happy, you'll spread cheer all year. Because they'll remember your thoughtfulness every time they receive another fresh and exciting issue.

Think of the people on your gift list (and don't forget yourself!) who would enjoy receiving this definitive guide to their Atari, Apple, Commodore or IBM PC. *Compute!* delivers a steady supply of all-new programs like Text Plot, Turtle Pilot, Speed Ski, Boggler and more.

It's so easy to give a gift of *Compute!*. A 1-year gift subscription (12 issues) is only \$18. You save a full 50% off the \$36 cover price and you won't be billed until after January 1st. At this Happy Holiday rate, you can afford to make a lot of people happy — and wrap up your holiday shopping fast! An attractive gift card comes with each gift subscription. Happy Holidays to you.

Special Holiday Package

Make that extra-special person extra happy. Give a 1-year gift subscription to *Compute!*, PLUS a 1-year subscription to *Compute!'s Disk* for only \$58.00.

Select one: IBM Atari Apple Commodore

To Order Call Toll-Free 1-800-247-GIFT
In Iowa 1-800-532-1272

COMPUTE!

The Leading Magazine Of Home, Educational, And Recreational Computing

The New Apple IIGS

David D. Thornburg
Associate Editor



Apple's new IIGS computer is the latest—and strongest—addition to the company's "Apple II Forever" campaign. Completely compatible with earlier Apple IIs, the IIGS offers exceptional advances in both graphics and sound (hence, GS). With a new 16-bit microprocessor, 256K of RAM, and plenty of peripheral ports, the IIGS redefines the Apple II series in some amazing ways—and IIe owners can easily upgrade their machines to the IIGS.

COMPUTE! Associate Editor David Thornburg has had a hands-on preview of the new Apple IIGS, and filed this report. Because of the importance of the IIGS, COMPUTE! Publications is running this article concurrently in COMPUTE! magazine and COMPUTE!'s Apple Applications Special.

It happens whenever a new computer hits the market. In a matter of weeks, sometimes days, you start to hear two criticisms.

It doesn't use the latest technology. That means the computer is compatible with earlier, similar machines. You heard this when computers like the Apple IIc, Commodore 128, and IBM PCjr were released.

There's no software for the computer. A bit harder to decipher, this means the machine uses some or all of the latest technology. The Macintosh, Commodore Amiga, and Atari ST fit this one.

Seems like a no-win situation, doesn't it? It was, until now.

Apple's recent announcement of the Apple IIGS, the latest addition to its original line, puts both those criticisms to rest. The IIGS is first and foremost an Apple II, and as such it runs nearly *all* of the

Apple II software on the market today. Yet it's also a new computer that has its own advanced modes of operation—some of which eclipse the Macintosh in performance.

In short, the Apple IIGS is two machines in one—a product that bridges the gap between the Macintosh and Apple IIe, and in so doing poses what may be serious competition for the Commodore Amiga and the Atari ST series.

The Newest Apple

GS stands for *Graphics* and *Sound*—areas where this computer is most noticeably different from its other Apple II namesakes.

Anyone who's worked with the older II-series machines has had to contend with relatively primitive graphics and sound—capabilities that are a nostalgic remnant of 1970's technology. For instance, if two areas of the hi-res graphics

WE TOP APPLE AND COMMODORE BEAUTIFULLY



Thompson offers a whole new world of graphics capabilities for your Commodore or Apple IIC or IIE computers. And Thomson offers you more than the competition.

Thomson monitors offer these advantages:

- Compatible with IBM,® Apple,® Commodore,® Atari™ and others
- The choice of monochrome or color monitors with TV-grade to high resolution text and graphics
- Monochrome text-editing mode for color monitors
- Alternate use as cable or VCR monitor
- Broad range of the features you need at the prices you want

Because of its versatility and compatibility, you can still use your Thomson monitor if you switch computers; you'll never outgrow the capabilities of a Thomson monitor.

Who is Thomson? Thomson is a six billion dollar multi-national company. Unlike our competition, we design and manufacture our own monitors; so the quality you get is constant and superb.

Your Apple or Commodore computer is a great body. Choose a Thomson monitor, and give it a beautiful face.

For the name of the Thomson dealer nearest you, call 1-800-325-0464. In California call 1-213-568-1002. (Monday-Friday, 9 a.m. to 5:00 p.m. PST)

THOMSON 
A SIGHT FOR SORE EYES.™

© 1986 Thomson Consumer Products Corporation 5731 W. Slauson Avenue, Suite 111, Culver City, CA 90230

Thomson is a trademark of Thomson S.A. Apple is a registered trademark of Apple Computer, Inc. Commodore is a registered trademark of Commodore Electronics Limited. Atari is a trademark of Atari, Inc. IBM is a registered trademark of International Business Machines Corp.

screen were to be shaded with different colors, you had to be careful that the colors didn't "bleed." This further restricted an already small palette of colors, and made the Apple II pale in comparison to the eight-bit Atari and Commodore computers.

The built-in sound of the original II was even worse. There was only a speaker which could be "clicked" on and off by addressing a memory location. That some developers were able to create speech synthesis as well as music through this primitive port is miraculous. More modern designs, like those in the Atari and Commodore machines, provide dedicated sound processors that offer users control over the waveforms and envelopes of multivoice music.

In graphics and sound, Apple had a lot to overcome.

A Tremendous Choice Of Colors

The gap between the original Apple II and the competition grew wider and wider. Apple, after all, has sold the II in one permutation or another for nearly ten years.

The release of the IIGS does nothing to narrow the gap—it's just as wide as it ever was. Now, though, it's much of the competition that's lagging behind Apple.

The IIGS graphics capabilities offer all the original Apple II modes (to retain compatibility with existing software), as well as two new modes that promise to dominate the time and enthusiasm of software developers. These include a 320 × 200-pixel display mode that supports up to 16 different colors per scan line and a 640 × 200-pixel mode that supports 4 colors per scan line.

While these modes may not appear to be that much different from the original Apple II hi-res and double-hi-res modes, they are as different as night and day. The difference comes not so much from resolution (although that has improved) as from the fact that the color choices are picked from a palette of 256 hues, each of which has 16 luminance (or brightness) levels. This gives you access to 4096 colors in all—a tremendous choice.

Apple also announced an analog RGB monitor that shows these colors in their best light. There are



The Apple IIGS computer, shown here with the AppleColor RGB monitor and 5 1/4-inch drive, features 256K of RAM, high-resolution graphics, high-quality sound synthesis capabilities, and complete compatibility with existing Apple II software.

Courtesy of Apple Computer, Inc.

no restrictions on color placement. Color bleeding is gone forever.

The purity of the IIGS color display has to be seen to be appreciated. Apple chose to use a noninterlaced screen and the resultant picture is very easy on the eyes.

One side effect of the 16 luminance levels is the ability of the IIGS to display monochrome pictures with a true grey scale, rather than using halftoning techniques that trade off grey levels for resolution. As a result, digitized photographs look much better on the IIGS screen than they do on the Macintosh, where each pixel is either "on" or "off," black or white.

Of course, the independent control of hue and luminance is not new to the personal computer industry—Atari was (to my knowledge) the first to introduce this scheme to personal computers.

An Ensoniq Sound Chip

If the IIGS graphics capabilities are good, the machine's sound capabilities are in a class by themselves. Rather than work with the (by now) ho-hum sound chips that provide simple ADSR (Attack, Decay, Sustain, Release) envelopes on sounds made from a small set of basic waveforms, the IIGS uses a custom 32-oscillator chip from Ensoniq similar to the one used in the \$1700 Mirage synthesizer. This chip is ca-

pable of generating 15 voices of music, allows excellent speech synthesis, accurately reproduces sampled sounds, and is provided with its own 64K of RAM so that music can be played in a background mode while other programs are running.

This chip alone justifies the price of the IIGS to many music fans and fanatics.

All This With A 6502?

One of the reasons that the 68000-based computers like the Macintosh, Atari ST, and Amiga have become so popular is because the older eight-bit chips were running out of steam—especially when programmers wanted to create new user interfaces.

The designers of the IIGS knew the 6502 and its slightly bigger brother, the 65C02, were inadequate for the task, but they wanted to maintain compatibility with the massive amount of available software on the market. The solution was to use the 65C816—a 16-bit processor that can emulate a 6502. The 65C816 forms the heart and brains of the IIGS and, like the Roman god, Janus, looks backward—to the days of the 6502—and forward—to capabilities that go beyond the limits of the 8-bit world.

As a result, IIGS not only runs existing Apple II software, but it is

You smirk. Your opponent winces.

You bow. So does he.

The *World Karate Championship™* begins.

Slowly, ever so slowly, you approach. He

flinches, and you make a combination front punch and kick.

You spin, then do a



Practice long enough and your fingers will be registered as lethal weapons.


reverse kick. A forward flip. You kick again, only higher. Bang. It connects. Lights out.

This time, you survived in one piece.

You'll have 17 intricate moves to master.

As you progress, you'll fight your way from white to black belt in 8 deadly, international settings. With a final,

championship match at the base of Mt. Fuji. See you at the Dojo.



SMASH SOMEONE'S FACE IN THE COMFORT OF YOUR OWN HOME.

It's the Sultans of Slam. The Gurus of Gashes. The meanest, nastiest rowdies to ever hit the canvas.

Ladies and not-so-Gentlemen, we proudly present the vile, irreputable stars



These animals use every trick known to man. And a few that aren't.

of *Championship Wrestling™*.

There are 8 of these creeps in all, each with their own disgusting personalities and revolting habits.

Throw them from the ring. Crush their heads. Slam them to the mat. Pulverize their puny bones. You'll have over 25 moves to pin your man. You'll need over 250 stitches if you don't.

And one day, after your poor battered head resembles an over-cooked cabbage, you'll be good enough to win the title. And the Championship Wrestling Belt will be yours.

EPYX®

One to eight players. Apple II & compatibles. Atari ST, C64/128.



also capable of supporting the various user-interface tools (like menus, windows, and icons) that have made the Macintosh so popular.

Easily Upgrade Your IIe

Lift the hood on the IIGS and you're treated to a view of a circuit board identical in size to the one inside the Apple IIe. This lets Apple offer a special upgrade for IIe owners. For a modest price you can take your IIe to your dealer and upgrade to a IIGS. Only the power supply, case, and keyboard are retained—the circuit board and basepan are replaced.

A closer look at the circuit board reveals a familiar set of seven peripheral card slots that accept the same plug-in cards used by the Apple IIe. But unless you have a lot of old cards lying around, you probably won't have to use any of these slots.

That's because the back panel already features a game/joystick port, a disk drive port (which accommodates up to six drives in either the 5¼-inch or 3½-inch format), two serial ports (including support for the AppleTalk network), composite video out, audio out, and the analog RGB video output. The remaining back panel port is the Apple DeskTop Bus—up to 16 keyboards and mice may be connected via this bus. (The IIGS is the first computer in the II line to be shipped with a mouse.) Expect to see a lot of interesting peripherals on the market that take advantage of this DeskTop Bus.

The circuit board contains 256K of RAM that can be expanded (through a built-in connector) to eight megabytes. The on-board 128K ROM can be expanded to one megabyte, another indication of the possible third-party support for this computer.

Several custom chips fill out most of the remaining real estate on the IIGS's circuit board. One of the most interesting is the "Mega II"—a chip effectively duplicating an entire Apple IIe or IIc. Don't be surprised to see this chip used to create a three- or four-chip Apple IIc someday soon.

Sound, graphics, and the Apple DeskTop Bus are each controlled with dedicated chips, shifting the burden from the micro-

Software Support

While Apple Computer may not have announced any programs specifically designed for the Apple IIGS, the company has gone out of its way to support the development of programs by third-party vendors.

Apple's position is easy to understand. In the first place, the IIGS runs existing Apple II applications and runs them at three times their normal speed. This alone breathes new life into old products and relieves some of the pressure for creating software to justify the purchase of a new computer. At the same time, Apple wants to be sure that people know that the IIGS is more than a very fast IIe—that it has many features of its own which justify the creation of new programs. Rather than dilute internal programming efforts to create one or two special programs, Apple has seeded many developers with systems on which to create programs of their own.

More than 40 companies have announced, or will announce, products specifically geared to the Apple IIGS. Some of these companies are familiar names (Brøderbund, Electronic Arts, Scholastic, and so on), while others are relative newcomers to the field. Because the IIGS supports both the Apple II environment and also supports the Macintosh style of programming, the list of developers includes names well known to Macintosh users as well as to owners of the Apple IIs.

The Development Path

Those developers who started early on the IIGS had to make use of the *ORCA Assembler* and frequent upgrades of the system software. High-level languages (like C) were made available late in the product-design cycle. This presented challenges to developers, some of whom took advantage of their prior experience to leapfrog their way through what would otherwise be a very tedious development process. Typifying this latter approach is Electronic Arts, a company known for an assortment of creativity software that is seen on almost every Amiga computer ever sold. From its beginning, Electronic Arts was committed to creating software with high-level languages such as C. The company's goal was to be as machine-independent as possible, thus simplifying the porting process to new machines (like the IIGS). As a result, Electronic Arts has converted (or will convert) its stellar Amiga programs to the IIGS and thus take advantage of the rich colors and sound available from this newest addition to the Apple family tree. According to Electronic Arts president, Trip Hawkins, the company has developed more high-level language programs for the 68000 than anyone else. The task of converting these programs to run on the IIGS is a lot easier than designing programs from scratch. Upwards of 25 programs for this computer are in development by this one company alone.

Desktop Publishing

Brøderbund has virtually defined the home desktop-publishing market with its popular program, *The Print Shop*. A new version of this program, along with a host of other products, could help cement Brøderbund's reputation as a premier supplier of home-based productivity software.

Education

The education market for the IIGS is probably going to take some time to develop, simply because of the limited budgets of most schools and their reluctance to part with their present computers. But Apple's upgrade policy to convert IIe's to IIGS's will help. In the meantime, companies well known for their interest in this market are actively developing programs for this computer. Among these are such familiar names as Scholastic, Spinnaker, and Tom Snyder Productions.

The Buyer's Guide

The companies listed in this article are but a few of many firms who are creating programs specifically for the Apple IIGS. The next few months will be accompanied by a flurry of activity as others jump on the bandwagon for this computer.

The programs for this new computer will open a new world of computing for us, and it's most heartening to see so many developers quickly moving to support it.



USE THE BRAINS YOUR IBM WASN'T BORN WITH.

Right at your fingertips in CompuServe's IBM® Forums.

In the **IBM New Users Forum** you'll swap ideas with other new PC users, learn to use Forum features, and pose even basic questions to PC experts.

Our **IBM Junior Forum** gives PCjr® users a reliable source for tips on software, hardware, telecommunications, games and other interests.

In the **IBM Software Forum** you'll trade tips with other IBM PC and AT users on utility software, word processing, DOS and other operating systems.

Visit the **IBM Communications Forum** for advice on the features and compatibility of communications software and hardware, PC Bulletin Boards, micro-mainframe interfaces and more.

The **IBM Hardware Forum** addresses hardware topics of all types, plus product updates and announcements.

Easy access to free software, including FREE uploads.

- Download first-rate, non-commercial user-supported software and utility programs.
- Upload your own programs free of connect time charges.
- Take advantage of CompuServe's inexpensive weeknight and weekend rates (when forums are most active, and standard online charges are just 10¢ per minute).

- Go online in most major metropolitan areas with a local phone call.
- And receive a **\$25.00 Introductory Usage Credit** with purchase of your CompuServe Subscription Kit.

Information you simply can't find anywhere else.

Use the Forum *Message Board* to send and receive electronic messages, and pose specific questions to other IBM and compatible owners.

Join ongoing, real-time discussions in a Forum *Conference*.

Search our unparalleled Forum *Data Libraries* for free software, user tips, transcripts of online conferences and more.

Enjoy other useful services like:

- **Popular Computer Magazines**—electronic editions, for your reading pleasure. Including *Dr. Dobb's Journal* and *Computer Language*.
- **Other CompuServe Forums**—supporting LOTUS® products like *Symphony™* and *1-2-3™*, Borland International®, Ashton-Tate®, Digital Research®, MicroPro®, Microsoft®, Software Publishing® and others.

All you need is your IBM or IBM-compatible computer and a modem ... or almost any other computer.

To buy your Subscription Kit, see your nearest computer dealer. Suggested retail price is \$39.95. To receive our free brochure, or to order direct, call 800-848-8199 (in Ohio, call 614-457-0802). If you're already a CompuServe subscriber, type GO IBMNET (the IBM Users Network) at any prompt to see what you've been missing.

CompuServe®

Information Services, P.O. Box 20212
5000 Arlington Centre Blvd., Columbus, Ohio 43220
800-848-8199
In Ohio, Call 614-457-0802
An H&R Block Company

The GS At A Glance

Memory

256K RAM

Expandable to 8 megabytes

128K ROM

Expandable to 1 megabyte

Graphics Modes

40 × 48 (Apple IIe/c low-res)

16 colors per scan line

280 × 192 (Apple IIe/c hi-res)

6 colors per scan line

560 × 192 (Apple IIe/c double-hi-res)

16 colors per scan line

320 × 200 pixels

16 colors per scan line

640 × 200 pixels

4 colors per scan line

Colors

40 × 48 (Apple IIe/c low-res)

16 colors

280 × 192 (Apple IIe/c hi-res)

6 colors

320 × 200

4096 (256 hues, 16 luminances)

640 × 200

4096 (256 hues, 16 luminances)

Sound

32-oscillator Ensoniq chip

15 voices

Speech synthesis

Reproduces sample sound

Dedicated 64K of RAM

Microprocessor

65C816

16-bit processor

Clock speed—2.8 megahertz

Emulates 6502 for Apple

IIe/c compatibility

Ports

Game/joystick port

Disk drive port

Accommodates up to six 5¼-inch or 3½-inch drives

Two serial ports

Support for AppleTalk

Composite video out

Audio out

Analog RGB video out

Apple DeskTop Bus

Connects up to 16 keyboards and mice

Slots

Seven peripheral card slots



Courtesy of Apple Computer, Inc.

The AppleColor RGB monitor has a 12-inch screen with a resolution of 640 × 200 pixels. When used with the Apple IIGS computer, the monitor is capable of displaying graphics and text in as many as 4096 colors.

processor. The result is a computer that provides tremendous room for software development.

Turbo II

The IIGS clock runs at 2.8 MHz, almost three times the speed of the Apple IIe. As a result, programs designed for the older II-series machines run at close to three times their normal speed. This is an advantage for some programs, but not for others. Most players would be truly hard-pressed to set new records if games ran at three times their normal speed. To compensate, you can set the computer's speed to the "old" value with the IIGS's on-screen control panel. Games written for the IIe or IIc will then play at the correct speed.

The control panel also lets you set the color of the text and the background, as well as the pitch and volume of the internal "beep." Again, while this kind of control is familiar to owners of Atari and Commodore computers, it's a welcome addition to the Apple II line.

What About Software?

At the time of this writing well over one hundred outside developers were actively engaged in creating

software for the IIGS. By the time you read this, the number is probably triple that, with new entries being announced every day.

Apple itself, however, is conspicuous in its absence from these announcements. The company appears to be content to provide support for outside developers rather than dedicating its resources in aggressively developing its own programs for the IIGS.

There's good reason for this approach. Unlike the Macintosh—a computer released with no immediate third-party software support—the IIGS runs the vast library of Apple II programs. The IIGS is a machine that you can use from the moment you unpack it and set it up. As new products are developed to take advantage of the IIGS, people will move away from the pure Apple II software and toward the newer titles with their improved performance.

David Thornburg is an associate editor with COMPUTE! magazine, a frequent contributor to other publications, and the designer of Calliope—an idea processor for the Apple IIe, IIc, the Macintosh, and now the IIGS. He may be reached in care of this publication.

COMMODORE CLASSICS!

PAPERCLIP WITH SPELLPACK for the Commodore 64

"The #1 Best Selling Word Processing Package."
— BILLBOARD'S COMPUTER SOFTWARE CHART
"Superb... the most sophisticated to date."
— COMPUTE MAGAZINE
"The best professional word processor available."
— RUN MAGAZINE

- Fast: Insert/Delete, Move or Copy words, phrases, sentences or entire blocks of text.
- Easy: save up to 52 repetitive words or phrases, then enter them with just two keystrokes.
- Sophisticated: Global Search and Replace changes every occurrence of a wrong word or phrase.
- Works with the Consultant Data Base Manager for the C64.
- Personalized form letter, mailing list and mailing label functions.
- Built-in Spellpack with Dictionary for fast error checking.

THE CONSULTANT

for the Commodore 128/64

Database management made easy!

"Combines simplicity with speed and gigantic records."

— COMMODORE MAGAZINE

- Built-in templates for the most-needed database functions: Inventory, Budgets, Mailing Lists, Catalogs and many more.
- Extensive macro capability
- Keyed field access speed — 1/10 second; sorting speed — 4 seconds per 1000 records.
- Six search operators — Equal To, Greater Than, Less Than, Not Equal To, Match Anywhere, Wild Card.
- Totally flexible relational reporting — insert any Consultant datafile in a report.
- Works with PaperClip Word Processor.

KEYS TO TYPING:

for the Commodore 64/128


40 words a minute in 32 easy lessons — or less!

Learn to type at your own pace!

- 32 step-by-step lessons to reach at least grade 10 proficiency!
- Lessons based on proven instructional techniques used by typing teachers.

BATTERIES INCLUDED, an ITM company, 30 Mural Street, Richmond Hill, Ontario, Canada, L4B 1B5 (416)881-9941. Customer Information (416)881-9816. If you can't find this product at your local retailer, you may order it direct from us at the full suggested list price plus \$5.00 for postage and handling. For product orders please call 1-800-357-5707 (U.S. only). For most Batteries Included products you can always have the latest version of your program by returning the original disk and \$10.00. Write to us for our full color catalog of products for the APPLE, APPLE MACINTOSH, ATARI, ATARI ST, COMMODORE, COMMODORE AMIGA, AND IBM SYSTEMS.

©1986 Batteries Included, APPLE, APPLE MACINTOSH, ATARI, ATARI ST, COMMODORE, COMMODORE AMIGA, AND IBM are registered trademarks respectively of APPLE COMPUTERS INC., ATARI CORPORATION, COMMODORE BUSINESS MACHINES INC., AND INTERNATIONAL BUSINESS MACHINES INC.



BATTERIES INCLUDED



PAPERCLIP II: for the Commodore 128

"An exceptional value... one of the best software investments now available for the C128!"
— RUN MAGAZINE

The #1 best-selling word-processor, re-designed to take full advantage of the C128's increased memory, speed and power. Compatible with C-64 PaperClip text files.

- Integrated 38,000-word spelling checker to give you error-free documents.
- Built-in telecommunications module to access on-line services — one toggle moves you between word processor and terminal.
- Works with THE CONSULTANT for the C128.
- New editing features include multiple columns, reverse video scroll and chaptering, with maximum document size now expanded to 999 lines.

CALKIT

for the Commodore 64/128

"... the very best program of its type... a powerful tool that's not overpowering... the perfect spreadsheet for the home user."
— COMPUTER ENTERTAINER NEWSLETTER

- Simplified, streamlined spreadsheet program with "What If?" capability for projections and estimates.
- Built-in application templates: Check Book, Budget, Installment Payment, Income Tax, Balance Sheet, Stock Portfolio, Materials Estimator, and many more.
- Formats are already set up, calculations are pre-programmed — all you need do is enter data.
- Design your own customized worksheets to solve specialized problems.

HOMEPAK

for the Commodore 64/128

"... inexpensive, powerful, integrated software. As such, HomePak is the winner of InfoWorld's Best Buy Award."

— INFOWORLD MAGAZINE

... one of the finest values on the market. Performance: excellent. Value: excellent."
— FAMILY COMPUTING MAGAZINE

Three easy-to-use programs on one disk:

1. **HOMETERM TELECOMMUNICATIONS**
 - Powerful Macro facility — log on to your favorite bulletin board or database with one command.
 - Flexible data handling — save incoming text to disk, edit it, print it.
2. **HOMETEXT WORD-PROCESSOR**
 - Over 20 full-screen editing and formatting features: move & copy, word-wrap, justification, automatic paging and many more.
3. **HOMEFIND DATABASE MANAGER**
 - Natural English-language data entry/retrieval system, for simplified electronic filing.

All three HomePak programs work together so it's easy to transfer data and perform integrated tasks.

Cutting Telecommunications Costs

Kathy Yakal, Assistant Features Editor

Learning to keep your telecommunications costs as low as possible is one of the secrets of online success. Here are a few tips to help you conserve your money while still enjoying the pleasures of telecomputing.

There's probably no other personal computer application that can be as costly overall as telecommunications. The initial costs are low: a modem, a cable, perhaps, and terminal software. And if you limit yourself to calling local electronic bulletin board systems (BBSs), your expenses can end there.

An Exciting And Varied World

But it's a rare computer owner who can resist moving out to explore the exciting and varied world of telecommunications. Your first taste of online activity usually leads to the desire to find out what's happening online across the country. So you start calling out-of-state BBSs, and maybe subscribe to an online service or two. Soon, you're facing startup subscription fees, monthly service and hourly online charges, and

steadily climbing telephone bills.

However, there are ways to economize online.

- *Familiarize yourself thoroughly with whatever system you're on before attempting to accomplish anything there.* Obviously, familiarizing yourself with the system is accom-

plishing something, but don't even attempt extensive online chatting before you understand the command system and menu structures. Fortunately, most systems offer a lot of help in this area, and encourage the user to spend some time getting acquainted. For example, the Delphi telecommunications system requires each new user to go on an online tour at the first sign-on. QuantumLink, a Commodore-specific service, offers guided tours to new users at regularly scheduled times. In fact, most of the major telecommunications networks attempt some sort of introductory orientation for new users, whether it's through written instructions or on-line tours.

When you're using a system where this kind of automatic help isn't available, it's a good idea to download (have sent from the host





Quality Products You Can Depend On

Introducing the New MACH IV JOYSTICK It saves you Time, Space and Money

CH Products new MACH IV JOYSTICK is two controllers in one. A high-precision mouse replacement and joystick combined. This means you can use it with any program that requires a mouse or with any program that requires a joystick.

The MACH IV saves you time because it is faster and easier to use than a mouse. It also doesn't require cleaning every 10 hours like most mechanical mice.

The MACH IV saves you space because it doesn't require any desk space or special surfaces to operate. You can even use it on your lap.

The MACH IV saves you money because it costs less and provides a longer life expectancy than a common mouse. And with the flip of a switch you have the added advantage of a joystick control for use with your favorite game or simulation program.

It works better and is compatible with more software than any other pointing device available today. Try it yourself and we're sure you will agree that the MACH IV JOYSTICK is the best cursor control available today.

Available for the Apple IIE/IIC, Macintosh, IBM PC/XT/AT and compatibles. The MACH IV for the IBM PC/XT and AT is a direct replacement for the PC Mouse from Mouse Systems, and is available with Designer Pop-up™ Menus for use with: Lotus 1, 2, 3; Multiplan; VisiCalc; FlashCalc; SuperCalc; WordStar; Multi-mate; Volkswriter; Personal Editor; PFS:Write; DBASE II; Framework and Symphony. There is even a Microsoft Mouse driver. This means the MACH IV will work with hundreds of programs that support either a Mouse Systems' or Microsoft mouse.

Suggested Retail:

MACH IV	Apple IIE/IIC (Apple IIE computer requires an Apple mouse card)	\$ 89.95
MACH IV	Macintosh (works as a mouse only)	\$ 89.95
MACH IV	for IBM PC/XT/AT and compatibles	\$119.95
MACH IV	for IBM PC/XT/AT and compatibles with Designer Pop-up™ Menus	\$139.95

MACH II and MACH III Joysticks

are the number 1 choice of retailers and consumers today. They provide more features, longer life cycles and greater precision than all others. With compatibility across a wider range of programs — from games to business to graphics to cad applications. With high quality metal connectors now standard on all models, they are plug in compatible with the Apple II, IIE/IIC, IBM PC/XT/AT, IBM PCjr and most compatibles. Suggested Retail: MACH II — \$44.95; MACH III — \$54.95

GAMECARD III

is our newest game control adapter. It corrects the incompatibilities of software programs requiring different joystick outputs. It is the only game adapter which provides three switch selectable sensitivities to function properly with all game, graphics and cad software for the IBM PCs and compatibles. Available with optional Y cable for dual control. The GAMECARD III PC model is compatible with the IBM PC, XT, Portable, Compaq, Leading Edge and most compatibles. The GAMECARD III AT model is compatible with the IBM AT and most compatibles.

Suggested Retail:	GAMECARD III	\$59.95
	GAMECARD III with optional Y Cable	\$69.95
	Y Cable separately	\$14.95

CH Products, the leading manufacturer of precision analog joysticks for industry and home delivers the highest quality computer peripherals available today.

SEE YOUR DEALER TODAY

or for credit card orders call:

1-800-624-5804

1-800-262-2004 (In California)

for more information call:

(619) 744-8546

1225 Stone Drive,
San Marcos, California 92069



A Joystick Technologies Inc., Company

computer to your disk drive) Help menus (usually accessed by typing H or a question mark symbol at a command prompt), and later print them out and study them offline (disconnected from the host) until you know them well.

These menus often contain detailed explanations of each command, and give you a good idea of the quickest, easiest ways to get around the system. It may seem a lot of trouble, but learning them will save enormous frustration, time, and money. The system operators (sysops) at each network are usually available if you really get stuck, and most are quite happy to help. But remember, if you're trying to get help while online, you're generally paying for the connect time.

- *Once you've learned a system fairly well, consider using its Expert mode.* Most systems, and even many BBSs, offer a mode for experienced users that allows them to bypass many of the menus and go straight to the desired area. You need to be sure you know your way around well before you start using this, or you could find yourself locked out of the menu structure and unable to go anywhere.

Switch To A Faster Modem

- *If you do a lot of downloading, seriously consider getting a 1200-baud modem.* While 300 baud is a good speed for socializing, it can be frustratingly slow when you simply want to download a program into your computer. At the same time, 1200-baud is often too fast for chatting, if several people are participating online. There's no simple formula to help you determine whether or not the savings from fast downloads will justify the expense of a 1200-baud modem. While it's true that you're getting the information four times faster, most systems have a higher hourly charge for 1200-baud use. In the long run, however, computer users who opt for 1200-baud service generally don't choose to return to 300-baud.

- *Speed up your log-on time by using a more sophisticated terminal program.* Many terminal programs let you create macros, small user-definable

routines that set up an automatic log-on procedure. If there is one area where you always go first, or one task you always perform (such as checking mail), you can add that to the macro and save some time and keystrokes. Here again, the savings may or may not be worth the extra expense of a new terminal program. But the extra convenience may play a part in your decision.

Use Off Hours

- *Try to confine the bulk of your downloading to times when the system is relatively quiet.* Systems that operate on a 24-hour basis charge lower rates for off-peak hours (evenings and weekends), thus offering substantial savings. But even off-peak hours are busier at some times than at others, usually from about 8:00 until 11:00 in the evening. At those times, a system sometimes suffers from short delays, pauses between the time you type commands and the time they're executed. You'll save some money if you steer clear of those hours.

If telecommunications at off-peak hours, such as 2:00 in the morning, is impossible, there are programs that will automatically log you on to a system at a specified hour, do the tasks you've assigned them, and log you off when they've finished. This doesn't necessarily require you to leave your computer on all night. If your computer can be set to boot up automatically when the power comes on, you can leave your disk in the drive and get an automatic timer that will turn the computer on and off at predetermined hours.

Don't Edit Online

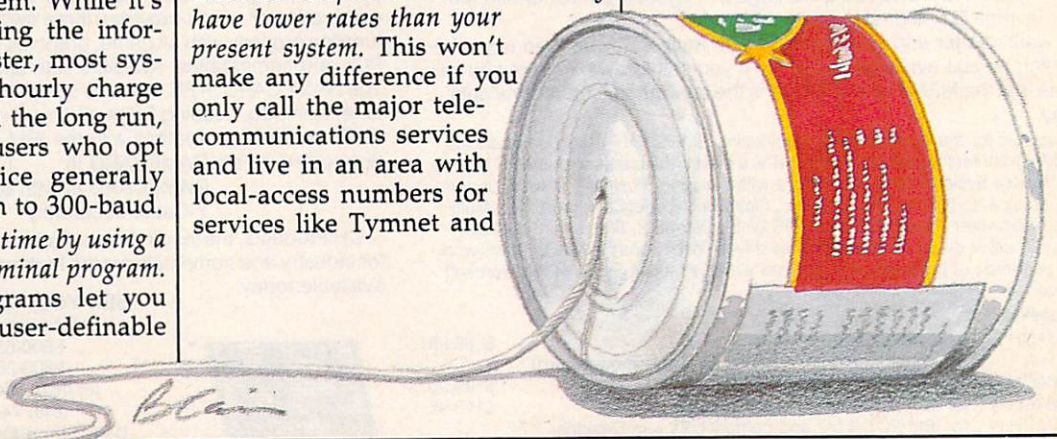
- *Consider shopping for a new long distance telephone service that may have lower rates than your present system.* This won't make any difference if you only call the major telecommunications services and live in an area with local-access numbers for services like Tymnet and

Telenet, which act as connectors to the telecommunications services. But if you're calling a lot of BBSs long distance, you might be able to reap some fairly significant savings if you switch to a more economical long-distance service.

- *If you're downloading messages at 1200-baud, dump all of them to disk and search through them later.* Searching through messages and deciding which ones you want to keep can be quite time-consuming. If you're at 1200-baud, it might actually save online charges to dump a whole group of messages without stopping to read them and deciding which to save and which to discard. After you've logged off, you can go through the file and keep only the ones you want.


- *Set an alarm clock next to your computer.* This may sound rather silly, but it's easy to lose track of time when you're online, especially in your first few weeks of telecomputing. Even if you don't feel you need to set absolute limits for yourself, it will alert you as to when a set period of time has gone by. Some terminal software includes an alarm clock function.

There are no hard and fast rules when it comes to saving money online. The more experience you get in telecomputing, the more efficient you'll become. You'll also find that all of the telecommunications networks are trying to offer ways to increase their subscriber base and their percentage of online usage. As a part of this effort, rates are getting less expensive, systems are becoming easier and faster to use, and there are more services being offered within each network. Increasingly, the happy result is more telecomputing for the money. ©



Available NOW from COMPUTE! Books

The complete guide to using Microsoft® Works



Mastering Microsoft Works
is available **now**
from your local
computer or book store.

You can also order directly
from COMPUTE! by calling
toll-free 800-346-6767 (in
New York 212-887-8525) or
by writing COMPUTE! Books,
P.O. Box 5038, F.D.R.
Station, New York, NY 10150.

Mastering Microsoft Works

Sharon Zardetto Aker

\$16.95

ISBN 0-87455-042-4 287 pages

Microsoft *Works* offers a system of four integrated modules for home and business Macintosh users. This comprehensive guide and tutorial shows how to use *Works* efficiently and easily. *Works* includes a word processor, database, spreadsheet, telecommunications, and graphics, and this book describes how to master *Works*—from creating form letters with the word processor to tax forms with the spreadsheet. Integrating the modules is explained and illustrated. More than a tutorial, more than just a reference, *Mastering Microsoft Works* is the complete guide to this state-of-the-art software.

COMPUTE! Publications, Inc. 

One of the ABC Publishing Companies
827 7th Avenue, 6th Floor, New York, NY 10019
Publishers of COMPUTE!, COMPUTE!'s Gazette, COMPUTE!'s Gazette Disk, COMPUTE! Books, COMPUTE!'s Atari ST Disk & Magazine, and COMPUTE!'s Apple Applications.

COMPUTE! books are available in the U.K., Europe, the Middle East, and Africa from Holt Saunders, Ltd., 1 St. Anne's Road, Eastbourne, East Sussex BN21 3UN, England, and in Canada from McGraw-Hill, Ryerson Ltd., 330 Progress Ave., Scarborough, Ontario, Canada M1P 2Z5.



The SIG Wars

It started in earnest when newcomer People Link became the first service to use the electronic-mail facilities and SIG message boards of its competitors to solicit new subscribers. While some telecomputing buffs appreciated both the irony and cleverness of this approach, People Link's competitors were not amused. CompuServe even amended its user agreement to specifically forbid solicitation of its customers by its competitors. The CompuServe user-ID of anyone sending such messages will be subject to revocation.

The People Link response was to take advantage of the ability of MCI's electronic mail to "gateway" to CompuServe's E-mail system. CompuServe was effectively checkmated since the only way to stop the unwanted message flow would be to shut off all messages using the MCI/CompuServe connection.

Since that time, things have been steadily heating up in a series of online border clashes. One of the most popular services offered by the commercial services is Special Interest Groups (SIGs), areas where like-minded users can exchange messages, chat online, and access public domain programs. A high-quality public domain program library is almost essential to the survival and financial viability of a SIG. The SIGs are minded by system operators (sysops) who receive a share of the connect-time charges racked up by SIG users.

Whose Software?

About a year or so ago, some of the sysops who ran Special Interest Groups (SIGs) on CompuServe left to set up shop on other services. While most of the defecting sysops built their new libraries from private and user-group sources, some acquired a substantial portion of their alma mater's library and used it as a base to build on. To this day, it's

common to see a lot of public domain material move freely between services. In an effort to expand their public domain libraries, GENie eliminated connect-time charges for uploading programs early this year. Within a few months almost every other information service followed suit.

Even purveyors of popular "shareware" have begun to form liaisons with commercial services. In return for a percentage of the download charges, the shareware author grants an information service semi-exclusive distribution rights for a month or so. The early availability of new releases acts as a drawing card for new users.

The most recent spate of SIG controversy concerned a user (whose name we will change, in the tradition of "Dragnet," to "Dash") of a SIG on Delphi. Dash, a talented programmer, developed a great public domain terminal program for the Amiga called "Dashterm." When offered a lucrative sysop position on CompuServe, Dash accepted. Dash also modified his terminal program to include a notice that it was available only via CompuServe and could not be uploaded to other services or otherwise distributed. This made perfect sense to Dash since he would get a "cut" of the connect-time charges used to acquire his program. Dash's old crowd on Delphi strongly objected. Many who felt that they had helped find flaws in—or made suggestions that had improved—Dashterm felt that they were being given short shrift.

Enter another personality we'll call "Lear." Lear has been maintaining a set of public domain programs for the Amiga on disk, which he distributes to the public for a nominal media and copying charge. Lear asked Dash if his modification meant that Lear couldn't include

Dashterm anymore in his public domain library. Dash replied that it could not be included, which Lear really didn't have any problem with. Lear was then informed by CompuServe that he is prohibited by the terms of the CIS User agreement from distributing *any* public domain software downloaded from CompuServe.

This touched off a tidal wave of messages within the SIGs of almost every commercial service. The populist argument: "If it's public domain software, there is no copyright. An information service can't claim rights to it and nobody can tell anyone what they can or can't do with such software." To be fair, there was a tendency on the part of the most vocal proponents of free exchange to characterize CIS as the Dark Side of the Force.

The Information Police Are At The Door

CompuServe's argument was simply that redistributing material from CIS in any form was contrary to the CompuServe user agreement. This includes giving a copy to a friend, uploading it to another service, or submitting it to a user-group library.

What's the bottom line of all this nonsense? As the legal eagles who joined in the online debate noted, CompuServe was within its rights. It's hard for any service not to be, since they all reserve the right to make any changes they deem necessary to their user agreements. The barristers also noted that attempting to enforce such "shrink-wrap license" policies is almost impossible...wait a minute—there's the doorbell; I gotta go. My wife says the information police want to ask me a few questions.

(Editor's note: For CompuServe's view on these topics, see "CompuServe and Public Domain" on the next page.) ©

CompuServe and Public Domain

Selby Bateman, Features Editor

(Editor's note: See "Telecomputing Today" on the previous page before reading this article.)

Philosophical differences have long existed between those computer users who favor free access to software and those software producers and distributors who see computer programs solely as a commercial market. Between those two points of view, however, lies a great deal of territory relating to software ownership, access, and distribution.

One of the most recent and heated debates, as noted in this month's "Telecomputing Today" column, concerns the question of free access to public domain software and a telecommunications service's right to control distribution of the programs and information it provides to its members.

A Bum Rap?

While some telecomputing enthusiasts have recently fired salvos at CompuServe for limiting distribution of the public domain programs it carries, the CompuServe organization believes it's getting a bum rap. CompuServe officials say their policies—including the user agreement copyright of all material on the service—are a positive, contributing force in the distribution of public domain software.

What CompuServe wants to protect, says Rich Baker, director of corporate communications for CompuServe, is its members' rights as well as the programs and information on the system. CompuServe's user agreement copyright notice does say that the information and programs there are for the express purpose and use of the owner of a CompuServe identification number. That means no copies of any public domain software can be made legally for distribution without prior written permission from CompuServe, he says.

"The purpose of the [CompuServe] copyright is to protect the work that is on the CompuServe Information Service. That is for the benefit of our customers, so that if someone does indeed download some of the material and resells it for commercial gain, there's some recourse that can be taken to protect our customers. That's the whole purpose of the copyright.

"From that has spun off a number of opinions, some that I think are inaccurate," he adds. "As it relates to public domain software, we encourage very much the use of CompuServe to post public domain software.

"First, we make a tremendous amount of storage available to hold those kinds of programs. Second, we turn off the clock for people who are uploading the programs to us now. So it doesn't cost them anything to upload the programs. And third, we actually publish an electronic—and soon to be printed—column that's called 'The Best of the Uploads.' We work with our system administrators and a freelance writer to collectively take a look at the software that's been uploaded, and some of the more popular ones. Then we'll write about them and bring them to our customers' attention so that they can use them, too. So, we really encourage the use of public domain software an awful lot on our system."

Encouraging Public Domain Software

One recent article in a Southwestern newspaper claimed that CompuServe's copyright rules were, in effect, a claim of ownership of public domain software, says Baker.

"It was quoted there that our policy evades the spirit of public domain, and I took real exception to that because it really doesn't. Everything we do encourages the public domain software concept, everything from our free uploads to

the fact that we publicize the good programs for our customers.

"It can easily be summarized by saying that the copyright is instituted as a measure of protection, not necessarily as a measure of ownership. And it's something we feel is important for the feeling that our customers have that they can use our service, and what goes on there is protected and is in their best interests," he says.

Is such a copyright enforceable? Baker admits that, to his knowledge, no one has challenged the legality of the user agreement and the copyright.


"I think once people understand the intent, they don't have a problem with it. And the term copyright—you know, this is just such a different medium. We're applying rules, laws, procedures from different media onto this new medium. And therefore, in many ways, the opportunity for misinterpretation might be a little bit greater. But our goal is to continue to educate people and help everybody understand what it is the medium has to offer—and the rights that people have to the information and the rights that the people have who supply the information. It's a continuing process."

For those members of CompuServe who may wish to distribute copies of downloaded software, Baker says there is a procedure. "It's just like any other copyright. They would make application in writing to us, and we would review it and respond in writing with permission or denial.

"We look at every situation as a unique situation. And we follow pretty much the guidelines that are a part of the copyright policy. With very few exceptions, permission is granted," adds Baker. "It very heavily reflects on whether it's a program or whether it's information. It really reflects on how it's going to be used." ©

COMPUTE!'s All New Apple Applications Special

COMPUTE!'s latest *Apple Applications Special* features in-depth articles and interviews, all the inside news about Apple, clearly written tutorials, software buyer's guides, new product information, and valuable ready-to-type-in programs for all Apple users.



Apple owners find these special Apple issues the most understandable, complete, and valuable resources available today.

PLUS

All the programs in *COMPUTE!'s Apple Applications Special* are also available on a timesaving disk, ready to run on your Apple II, II+, IIe, and IIc. The *Disk* costs only \$12.95 (plus \$2.00 shipping and handling) and gives you immediate access to all the great programs in this special issue.

Look for the Fall/Winter 1986 issue of *COMPUTE!'s Apple Applications Special* on sale where you buy other COMPUTE! publications, or order directly from COMPUTE!. This special issue goes on sale October 7, 1986.

Send in the attached order card or call toll free 800-346-6767 (in NY call 212-887-8525).

Features

The Latest At Apple

An inside look at the newest products from Apple. Impressive hardware, sophisticated software.

Interview: William Mensch

A fascinating talk with the designer of the chips inside the millions of Apple computers. What we can expect in the coming years.

Business Applications

Mastering The Macintosh

Power software for the Macintosh takes Apple's innovative computer to new heights. Complete tutorial and application ideas.

New On The Wire

Telecommunications keeps exploding—witness the new information services, new software, and powerhouse 2400 baud modems. Our telecommunications specialists look at all this and more.

At School

Experts At The Table

A panel of well-known software developers, educators, and computerists explain where educational computing has been, where it's going, and why.

The Story Machine

Children of all ages can write, read, and print stories up to 20 pages long with this easy-to-use word processor for all Apple II computers.

Solarpix

Educational software that entertains, this tour of the solar system is a dazzling display of the Apple's graphics power.

Hi-Res Poster Printer

Print hi-res drawings in poster size for banners, signs, and business presentations. Two sizes and a simple-to-use menu make it a snap.

At Home

Your Graphics Primer

Tips, techniques, and more show how to create impressive graphics on the Apple II.

Power Sketch

This hi-res sketching program for the Apple II puts paint, draw, fill, air brush, and other tools in every artist's hands. Save and load screens to disk.

High Rise

This unique game of elevators and an out-of-control robot is written entirely in machine language. Easily one of the best Apple arcade-style games we've ever published.

DOS Adjust

Customize DOS 3.3 with this comprehensive program that's easy to use: no programming knowledge required.

Apple User Groups

A complete list of all Apple user groups.

And much more

Including reviews, buyer's guides, new products, and useful programs.

COMPUTE! Publications, Inc. 

Part of ABC Consumer Magazines, Inc.
One of the ABC Publishing Companies
825 7th Avenue, 6th Floor, New York, NY 10019
Publishers of COMPUTE!, COMPUTE!'s Gazette, COMPUTE!'s Gazette Disk, COMPUTE! Books, and COMPUTE!'s Apple Applications.

ONLINE UPDATE

Selby Bateman, Features Editor

If you're new to telecomputing, or haven't been online for a while, you'll find some pleasant surprises. The major telecommunications services have continued to add new features and to make their systems easier to use. Here's an overview of some of the newest resources at your telecommunications doorstep.

One of the most rapidly evolving segments of the ever-changing personal computer field is telecommunications, connecting your computer to other computers through telephone lines. All you really need in order to get started is your computer, a *modem* that translates your computer's signals into tones that can be transmitted via telephone lines, and a terminal program that coordinates the actual transmissions.

Once you begin telecomputing, you quickly find that among the most interesting and varied online pursuits are the different telecommunications services that offer you hundreds of different activities and access to thousands of computer users.

Individual services vary quite a bit, depending on what kind of computer user each is hoping to attract. Some services cater to business customers, but a growing number are trying to interest home computer users. The major consumer services listed below don't include all of the

systems you're likely to run into. But, they have become the best-known major services among personal computer owners.

American People/Link

It's been almost two years now since American People/Link went online with its combination of news, entertainment, conversation, electronic mail, CB simulation, and games. Among its variety of online clubs, the Commodore Club continues to be one of the most popular areas of use.

People/Link users are called *Plinkers*, and the emphasis is on interaction among members, ease of use, and low cost. Users receive regular printed information updates called *LinkLetters*. There is a Help system for beginners, as well as Advanced Mode, which lets more experienced members move around more quickly.

American Home Network, 3215 N. Frontage Rd., Suite 1505, Arlington Heights, IL 60004; 800-524-0100 (Illinois residents call 312-870-5200); non-prime time access rate is \$4.25 per hour at 300 baud and \$4.95 an hour at 1200 baud; prime time fees are \$11.95 for 300 baud and \$12.65 for 1200 baud. (Illinois residents pay \$4.25 at all times.)

CompuServe Information Service

CompuServe remains the nation's largest computerized consumer information service, and continues

to add to its huge library of online offerings. The financial services area, in particular, has undergone extensive growth. Three brokerage services are offered for online transactions, and Wall Street financial information from 1973 forward is available.

One of the new financial services offered on CompuServe is COSCREEN, which lets investors screen information about companies through as many as 24 different search variables.

In addition, CompuServe has added greatly to its database library through the IQuest gateway link. An additional 700 databases have been added to the approximately 400 already available on CompuServe. The new databases are primarily in the reference and bibliographical areas for such professional fields as health, law, real estate, and many others. The new databases also include many national and regional newspaper files, as well as adding the UPI (United Press International) news wire. CompuServe already offers the AP (Associated Press) service.

Another service area undergoing major growth is the expanded travel information and transactions section. Using the Online Airlines Guide (OAG), you can book your own reservations anytime and anywhere. There's even a ski reservations service called the Rocky Mountain Connection that lets you schedule an entire ski weekend or extended ski trip.

The popularity of CB-style communication has led to a new digitized database of users' photos. Send in a photo of yourself to CompuServe, and the company will digitize the photo for free and include it in a database of all members who send them in. So, if you've been chatting online and made a new friend, you can call up the name of the person and see a digitized picture on your screen. This service is an offshoot of CompuServe's earlier digitizing of photos of the FBI's ten most wanted criminals.

CompuServe, P.O. Box 20212, Columbus, OH 43220; 800-848-8199; \$39.95 registration fee; prime time access is \$12.50 an hour at 300 baud and \$15 an hour at 1200 baud, with non-prime time rates of \$6 an hour at 300 baud and \$12.50 an hour at 1200 baud.

Delphi

Delphi has added a variety of new services to its offerings, including Computer Express, an interactive shopping service that offers computer software and accessories at discount prices. Ordering is quite simple: If you see something of interest while browsing, you type the letter *O*. Information on that item is stored in a personal file, which is called up when you enter the command to exit. At that time, you can either cancel the order or place it.

Another new service is a classified advertising section, which allows you to receive responses to your own classified ads either via Delphi mail or through mail/telephone orders.

For those visiting the Boston area, Delphi Boston is a special online service offering hotel and restaurant guides, sports schedules, and other information of interest to residents of and visitors to the area. There's also an expanded travel service on Delphi now, which allows you to shop online for the best airline rates and schedules and make your own reservations.

A new magazine and book order area lets you subscribe to various publications and even change mailing addresses online. In addition, you can correspond with the editorial staffs of participating publications.

Delphi, 3 Blackstone Court, Cambridge, MA 02139; 800-544-4005; \$49.95 registration fee; prime time access is \$17.40 an hour and non-prime time access is \$7.20 an hour.

Dow Jones News/Retrieval

Dow Jones is considered the premier business and financial computer news service, and its databases carry extensive financial and stock market data as well as a growing array of other news and information.

Over the past several years, the subject areas included have broadened into many other areas. As with the other major services, users can find everything from general-interest news, weather, and sports to airline guides, college selection services, and an online encyclopedia. As with CompuServe, the number and variety of offerings are huge.

Dow Jones News/Retrieval, P.O. Box 300, Princeton, NJ 08540; 800-257-5114; \$29.95 registration fee, which gives you five free hours; \$12 annual service fee that's waived the first year. At 300 baud, prime time access fee is 90 cents per minute, and non-prime time rates are 20 cents a minute. At 1200 baud, rates are 2.2 times those at 300 baud. In addition, about 8 of the 40 online databases carry a surcharge.

GENie

After only a year of operation, GENie has developed a subscriber base of over 20,000, and plans to have 30,000 by the end of 1986.

Some of the newer services include the American Airlines Easy Sabre Travel Service, which lets you peruse fares and schedules, and make reservations online; 25 new SIGs (Special Interest Groups), ranging from computer-related areas to science fiction/fantasy to scuba diving; Hollywood Hotline, a database of movie reviews, both current and as old as 10-15 years; and suspension of the \$5/hour surcharge while public domain software is being uploaded. Of the approximately 10,000 data files available on GENie, 75 percent come from users.

General Electric Information Services, 401 N. Washington St., Rockville, MD 20850; 800-638-9636,

ext. 21; \$18 registration fee; prime time access is \$35 an hour, and non-prime time access is \$5 an hour.

QuantumLink

In its first year of operation, this Commodore 64/128-specific service has received quite a bit of interest. Several months ago, new software for the system was released, adding features such as a new downloading mechanism that speeds up downloads anywhere from 20 to 60 percent; a status report during downloads that tells how much of the download has been completed as you go along; reorganization of the software libraries, making it easier to find programs; an overhaul of the message boards for easier use; and an auto-boot program for Commodore 128 users, as well as an auto-redial capability.

QuantumLink Customer Service, 8620 Westwood Center Drive, Vienna, VA 22180; 800-392-8200; no registration fee; \$9.95 monthly charge (no additional charges except for certain selected services at six cents a minute).

The Source

The Source continues to add services for both consumers and business users. Among the new services are SIGs, including those for Commodore, Apple, and IBM computers. Like other telecommunications services that offer SIGs, The Source offers messaging capabilities, public domain software for downloading, E-Mail, and a variety of other areas of interest to personal computer owners.


There's also a new service called *USA Today Broadcast*. This is a special feature offered to those employed in the field of broadcasting. Gannett, publisher of *USA Today*, makes editorial content available online prior to printing the actual publication.

The Source, 1616 Anderson Road, McLean, VA 22102; 800-336-3366; \$49.95 registration fee, which includes 300-page manual. Billing is \$10 a month or your usage, whichever is greater. At 300 baud, prime time access is 36 cents a minute and non-prime time is 14 cents a minute; at 1200 baud, prime time rate is 43 cents per minute and non-prime time is 18 cents a minute.

©

At Last! A Chess Program that's On YOUR Side!

**Paul Whitehead
Teaches Chess
\$49.95**



BOARD 180

**MOVE 3 White
Hit Choice
1=Mf3
2=cxd5**

Chigorin's Defense. A fighting defense. Black develops a piece and attacks in the center. White's Choice: 1=Mf3 is a good developing move; 2=cxd5 is premature.

Now, over 40 hours of interactive animated chess instruction are yours, from the mind of an American Open Champion. For beginners to seasoned tournament players, the techniques of a top master are exposed! Here is a sampling of what you will see come to life on the screen:

- Rules
 - Chess Notation
 - Opening Principles
 - Piece Development
 - Surprise Checks
 - Greed
 - Traps
 - "Desperado" Moves
 - Pins
 - Forks
 - Skewers
 - Overloaded Pieces
 - In-Between Moves
 - Back-Rank Checkmate
 - Smothered Mates
 - Stalemates
 - Sacrifices
 - Blockades
 - Fianchettoes
 - The Lucena Position
 - King & Pawn Endings
 - The Active Rook
- Perpetual Check
 - Tempo & Zugzwang
 - Isolated Pawns
 - Passed Pawns
 - Opposition of Kings
 - Triangulation
 - Hypermodern Attack
 - Classic Openings
 - Quizzes
 - Tactics For Each Piece
 - Weak Points in the Opening
 - Brilliant Queen Moves
 - King as a Pawn Escort
 - The 3-Pawn Breakthrough
 - Opposite Color Bishops
 - Good & Bad Pawn Positions
 - Converting a Material Advantage to a Win
 - Forcing Checkmate Using Various Piece Combinations

... and more!

ROAD MAPS

Each package includes a detailed two-sided ROAD MAP that lets you keep track of your journey through the tutorial database. The Road Maps label the parts of the tutorial both by topic and by Board Number. Using the Board numbers and the EXPRESS DEPOT feature, you can hop around the tutorial at will. You can also skip over material you already know.

**FREE!
COFFEEHOUSE
CHESS
MONSTER**

When you want to test your new knowledge against an opponent, a single key calls the COFFEEHOUSE CHESS MONSTER opponent program. It will automatically set up the position you were viewing in the tutorial, offer you a new game, or let you enter a game from a newspaper listing. This is a fully-featured opponent program, which allows you to save an unlimited number of your own games onto disk, modify them, print them out, and re-animate them later.

ORDER TOLL FREE! 1-800-621-0851 x 100

Enlightenment, Inc.



... and others!
YES! Please rush me PAUL WHITEHEAD TEACHES CHESS!

Name _____

Address _____ State _____ Zip _____

City _____

Please enclose \$50.50 (outside Calif.) or \$53.75 (Calif. residents - includes sales tax) per unit. ... includes shipping & handling. Please send to: ENLIGHTENMENT INC., 1240 Sanchez St., San Francisco, CA 94114.

DELIVERY: 5 days from receipt of order.

IBM PC/PC jr.

Apple II

Commodore 64

Atari ST

Enclosed is: \$ _____

X*Press Information Service

The Cable TV And Personal Computer Connection

Kathy Yakal, Assistant Features Editor

One of the benefits of computer telecommunications is that information from many different sources is instantly available. Traditionally, that process has involved using a modem and terminal software. But recently a new cable TV-based information service was introduced that offers personal computer owners immediate access to news from around the world.

X*Press Information Services of Golden, Colorado, recently began offering a new way to harness the power of satellite transmissions, combining cable television and a personal computer. This service, called X*Press, lets personal computer owners who subscribe to participating cable companies pick up general news, business news, financial information (including stock quotes from all major exchanges), weather, sports, feature articles, entertainment, and other information for a flat monthly fee. The same cables that bring in your TV programs carry this information service to your computer.

X*Press is a new approach to the efforts by various telecommunications firms to deliver everything from home banking and shopping to instant access to news and other information. Experiments in *videotex* and *teletext*, each of which brings information to your computer or television screen, have had generally limited success in attracting a mass consumer market. But X*Press, with its tie-in with cable companies, ease of use, and flat monthly fee, offers yet another potential market.

Teletext generally refers to the transmission of information to your television, computer, or a special receiver via a standard broadcast signal. On the other hand, *videotex* usually refers to a more interactive information process in which your

computer talks to a company's main computer. With *videotex*, for example, you might be able to buy stocks and bonds, select items to purchase, and engage in other interactive pursuits.

X*Press is closer to teletext service, delivering text on a multitude of topics instantaneously.

How Does It Work?

Satellite transmissions and other data are received at the X*Press Processing Center, where the information is coded to be read by the center's computer software. From there, it's sent to a telecommunications satellite, which then transmits the information to local cable systems. The cable companies relay the data via cable lines to a subscriber's home or office computer. This information is available to subscribers at the same time the information is arriving at newspapers, radio and TV stations, and news networks.

The service works with a variety of personal computers, each with different requirements. Apple IIe and IIc subscribers will need 128K RAM and the X*Press Apple Software Module; IBM and compatible subscribers will need 256K RAM, MS-DOS version 2.0 or later, an asynchronous RS-232 port, and the X*Press IBM Software Kit; Commodore 64, 128, and Plus/4 subscribers will need only the X*Press Commodore Cartridge. Information on X*Press is transmitted on each of these systems at the highest data rate a personal computer can now accept: 9600 baud.

After your system is set up and the software loaded, moving around within the X*Press system via menus is easy. You can choose to see stories in the three categories which follow.

National And International

Associated Press
Business Wire
Canadian Press
Copley News Service
Electronic Media Services
Gannett (USA TODAY)
Monchik-Weber
P.R. Newswire
Sportsticker
Standard and Poor's
TV Data
United Press International
Washington Post Writers Group
Zephyr Weather Transmission Service

Foreign

Agence France Presse (France)
Central News Agency (Republic of China, Taiwan)
Deutsche Presse Agentur (West Germany)
KYODO (Japan)
Notomex (Mexico; in Spanish)
OPECNA (Oil Producing and Exporting Countries News Agency)
TASS (Soviet Union)
XINHUA (People's Republic of China)

Exchanges


American Stock Exchange
Montreal Exchange
NASDAQ
New York Stock Exchange
Toronto Stock Exchange
Vancouver Stock Exchange

Launched in January 1986, X*Press is already being used on 76 different cable television systems across the country, with approximately 1000 subscribers. Subscribers purchase X*Press through their cable service and pay a monthly fee, as with other premium pay services offered by cable television systems. They can access the information 24 hours a day, seven days a week. The suggested price for the service is \$19.95/month.

For more information, write to X*Press Information Services, 1536 Cole Blvd., Bldg. 4, Suite 250, Golden, CO 80401, or use the toll-free telephone number, 1-800-7PC NEWS. ©

Become A "Plinker"...

And Fall In *LOVE* With Your Modem



Meeting new friends is what People/Link is all about; whether it's via live PartyLine chatting or in one of the popular special interest clubs. There are clubs for computer buffs, hobbyists, dating, sports, religion, lifestyles, and more. And, of course, they all have complete upload and download support. Our **private** mail system even allows "power" users to send binary or ASCII files of up to 192K.

You may call now to sign-up or to receive more information:

VIA MODEM
(800) 826-8855
(312) 822-9712

(ILLINOIS RESIDENTS)

VIA VOICE LINE
(800) 524-0100
(312) 870-5200



	REGISTRATION FEE	HOURLY NON-PRIME TIME RATES*		
		300 baud	1200 baud	2400 baud
People/Link	\$10.00	\$ 4.25	\$ 4.95	\$ 6.95
Genie	\$18.00	\$ 5.00	\$ 5.00	\$15.00
CompuServe	\$39.95	\$ 6.25	\$12.75	\$19.25
The Source	\$49.95	\$ 8.40	\$10.80	\$12.00
Delphi	\$49.95	\$ 7.20	\$ 7.20	\$ 7.20

Rates in effect June 19, 1986. Rates subject to change.
 *Non-prime rates in effect 6pm - 7am local time & all day Sat - Sun.

Send Me FREE Information Packet

Name _____

Address _____

City _____

State _____ Zip _____

MAIL TO: American PEOPLE/LINK
 Arlington Ridge Office Center
 3215 N. Frontage Road - Suite 1505
 Arlington Heights, Illinois 60004

USE YOUR VISA, MASTERCARD
 OR AMERICAN EXPRESS CARD.



Genie is a trademark of General Electric Company. CompuServe is a trademark of CompuServe Incorporated, a subsidiary of H&R Block Company. The Source is a trademark of Source Telecomputing Corporation, a subsidiary of the Reader's Digest Association. Delphi is a trademark of General Videotex Corporation.

Biker Dave

David Schwener

Here's a game guaranteed to bring out the daredevil in any computer owner. The original version of "Biker Dave" is written for Atari 400, 800, XL, and XE computers. We've added new translations for the IBM PC/PCjr, Commodore 64, and Amiga. The Commodore 64 and Atari versions require a joystick.

As the ramp nears, you focus your mind, tighten your grip on the handlebars, and accelerate the motorcycle for the final approach. The deep, throaty cry of your machine's powerful engine drowns the spectators' cheers, and the onrushing wind pushes against your body like a gigantic hand. If your speed and timing aren't exactly right, you may overshoot the ramp and lose control, or fall short into the line of cars.

Will you earn fame by surviving the jump or tumble into anonymity with a cartwheeling crash? As your speed mounts and the sidelines fade into a blur, there's no more time to wonder and no chance to turn back. Only the utmost in coordination and skill will bring you safely to earth on the other side.

"Biker Dave" is a realistic computer game that simulates the thrills and challenge of motorcycle acrobatics. Type and save the program listed for your computer, and be sure to read the general game

instructions as well as the specific notes for your machine.

Over The Ramp

Biker Dave begins by asking you to select one of the two available skill levels: The rookie level is easier than the pro level. With this preliminary out of the way, the program displays the game screen. In the upper left corner of the screen is the garage where you begin the ride. The rest of the screen contains the racetrack, with a couple of tunnels along the way, and a formidable obstacle which consists of several autos flanked by launching and landing ramps. Press the joystick button to accelerate the bike. Your goal is to ride down the track, through the tunnels, and toward the final obstacle, gaining just enough speed to jump over the cars without crashing.

That may sound easy, but it's not as simple as you might think. For one thing, your bike is a specially built stunt machine with no brakes. Should you reach too high a speed, there's no way to slow down again. And if you accelerate too fast, the bike rises up into a wheelie. That's not bad in itself, but if you accelerate too hard from a wheelie position, the bike tips backwards and crashes.

As you approach the launching ramp, you need to go just fast enough to clear the parked cars, but not so fast that you lose control and

miss the landing ramp on the other side. A successful jump requires precise timing and sure control of the throttle. The score you earn depends on the number of cars jumped and the number of attempts you made at that level.

Each time you jump over the cars, the racetrack crew moves the launching ramp and adds another car to the lineup. Unfortunately, the crew is somewhat unreliable and has been known to change the launching ramp's angle slightly when moving it. Thus, even though you may have jumped three cars with a speed of 100 miles per hour, there's no guarantee that the same speed will work every time.

At the pro level you must also jump a large hoop midway through the course. The hoop has a launching ramp, but no landing ramp. Each time a car is added to the final obstacle, the hoop's launching ramp moves farther away, as well.

Atari Version

This version of Biker Dave is written entirely in BASIC and runs on Atari 400, 800, XL, and XE computers. A joystick is required; plug it into port 1 before you run the program.

This program employs several techniques to compensate for the slowness of BASIC. Lines 1470-1610 position the P/M (Player/Missile) graphics at the same address as the string P0\$. When a

Better Than RISK™

Power—you know you love it.

You used to play RISK as a kid. Maybe you still do sometimes — whenever you can get enough people together.

Did you ever wish you could play by yourself? Or make changes in the map? Wouldn't it be great if you could attack North Africa from North America? Or Japan from Brazil?

Announcing Lords of Conquest™ from Electronic Arts.

It isn't RISK... it's better.

It's a conquer-the-world board game that explodes with new life and new possibilities because it uses all the power of your computer. Every battle is alive with



music, color graphics, and strategic challenges impossible in a board game.

Imagine...

...having an infinite number of unique maps to choose from, so each game is different.

...marching your armies

onto warships for attacks across oceans.

...great multi-player games, complete with treaties, trades, and treachery.

...playing challenging solo games against an intelligent computer opponent.

...a built-in game editor powerful enough to be called a "Strategy Game Construction Set."

Lords of Conquest. No more mucking around with cards and dice and little pieces of plastic that roll under the couch. Now you're free to concentrate on more important things. Like exterminating the opposition.




A Great Strategy Game

- Five kinds of forces to fight with — horses, weapons, boats, territory positions, and cities.
- Five kinds of wealth to fight for — gold, timber, iron, coal, and herds of horses.
- For 1-4 players. As fun for one as it is for four.



New Worlds to Conquer

- An infinite variety of game maps.
- Create your own, or play any of 20 built-in maps like Ancient Rome, European Wars, and The World.
- The computer can generate unlimited random maps.



Strategy Game Construction Set

- Variable game settings — you set the locations and abundance of resources, forces, and transport.
- You decide the luck factor.
- 4 levels of complexity.
- 9 levels of handicapping.



ELECTRONIC ARTS™

How to order: Visit your retailer. If you are unable to find the product at your local retailer, you can call 800-245-4525 for direct VISA or Mastercard orders (in CA call 800-562-1112). The direct price is \$32.95 for the Commodore version. Apple and Atari versions coming soon. To buy by mail, send check or money order to Electronic Arts Direct Sales, P.O. Box 7530, San Mateo, CA 94403. Add \$5 for shipping and handling (\$7 Canadian). Allow 4 weeks for delivery. There is a 14-day, money-back guarantee on direct orders. For a complete product catalog, send 50¢ and a stamped, self-addressed envelope to Electronic Arts Catalog, 1820 Gateway Drive, San Mateo, CA 94404. RISK is a registered trademark of Parker Brothers Co. Commodore is a registered trademark of Commodore Business Machines. Apple is a registered trademark of Apple computers. Atari is a registered trademark of Atari. Borderlands and Cosmic Encounter are registered trademarks of EON Software. Lords of Conquest and Electronic Arts are registered trademarks of Electronic Arts.

Lords of Conquest is based on the board game "Borderlands"™ by EON — the creators of "Cosmic Encounter."



<p>ATARI</p> <p>320 st Monochrome CALL 520 st color CALL SHD 204 20 Meg. CALL 1040 st CALL 130 XE CALL 65 XE CALL</p> <p>MICROPROSE</p> <p>Silent Service 22.75 F-15 22.75 Conflict in NAM 24.75 Kennedy approach 22.75 Top Gunner 3 games 19.75</p> <p>HI TECH</p> <p>Cardware 8.95 Partyware 8.95 Heartware 8.95 War With All 12.95 Holiday Paper 8.95</p> <p>BRODERBUND</p> <p>Print Shop 24.75 Graphics Lib I, II, III 15.75 Karateka 17.75</p> <p>O.S.S.</p> <p>Basic XE 44.95 Basic XL 32.95 Action 44.95 Mac 65 44.95 Tool Kits 16.95</p> <p>SSI</p> <p>Wizards crown 24.75 Gettysburg 34.75 Gemstone healer 24.75 Phantasie 24.75</p> <p>SUBLOGIC</p> <p>Flight sim 29.95 Night Mission Pinball 18.95 Scenery disks EA 14.95</p> <p>ACTIVISION</p> <p>Hacker 15.75 Ghostbusters 15.75 Great AM Race 15.75 Music Studio 22.75</p>	<p>EPYX</p> <p>Karate champ 20.75 Apsahai Trilogy 24.75</p> <p>ACCESS</p> <p>Leader board 24.75</p> <p>UNISON WORLD (520 st)</p> <p>Printmaster 24.75 Art Gallery I or II 18.75</p> <p>FIREBIRD (520 st)</p> <p>The Pawn 26.75 Star Glider 28.75</p> <p>TIMEWORKS (520 st)</p> <p>Word writer CALL Swift Calc CALL Data Manager CALL</p> <p>ACTIVISION (520 st)</p> <p>Music studio 34.75 Hacker 26.75 Little People 29.75 Paintworks 40.75 Hacker II 29.75</p>
--	---

<p>MICROPROSE (Apple)</p> <p>Crusade in Europe 24.75 Decision in desert 24.75 F-15 strike Eagle 20.75 NATO Commander 20.75 Silent service 20.75 Solo Flight 20.75</p> <p>SSI (Apple)</p> <p>Road War 2000 24.75 Gemstone healer 24.75 Sharp of spring 24.75 Phantasie II 24.75 Wizard's crown 24.75 Rings of Zilfin 24.75 Colonial Conquest 24.75 Battlegroup 35.75 NAM 29.75</p> <p>ACTIVISION (Apple)</p> <p>Alter Ego 28.75 Little People 24.75 Mindshadow 24.75</p> <p>BRODERBUND (Apple)</p> <p>Printshop 31.50 Graphic Libs EA 18.50 Printshop paper 12.95 Bank st writer 128K 42.75 Bank st spell 42.75 Camen Sandiego 22.75 Karateka 22.75 Captain Goodnight 22.75 Muppet cruise 25.75 P.S. Comp 24.75 Science kit 35.95</p>
--

<p>COMMODORE</p> <p>1571 CALL C-64 CALL 1541 CALL 128 CALL C 1902-A CALL C 1350 Mouse 39 C 1700 128 K RAM 145 C 1750 512 K RAM 269 Jane 35 GEOS CALL Perfect Writer 45.95 Perfect Calc 45.95 Perfect Filer 45.95</p> <p>TIMEWORKS (C-64)</p> <p>Data Manager-128 42.95 Swiftcalc-128 42.95 Wordwriter-128 42.95 A/Payable-128 38.95 A/receivable-128 38.95 General Ledger-128 38.95 Inventory-128 38.95 Payroll-128 38.95</p> <p>EPYX-64</p> <p>Movie Monster 24.75 Vorpol Kit 22.75 Fast Load 24.75 Summer Game II 24.75 Super cycle 24.75 World games 24.75 Football 24.75</p> <p>XETEC</p> <p>Font Master II 64 32.95</p>	<p>ACTIVISION</p> <p>Alter ego 28.75 Hacker 18.75 Little People 20.75 Game Maker 24.75 Borrowed Time 18.75 Space shuttle 18.75 Music studio 22.75 Mind shadow 18.75 Road Race 18.75 Fast Tracks 22.75 Count down 18.75 Basketball 18.75</p> <p>BRODERBUND</p> <p>Printshop 28.75 Graphic Lib. I, II, III 18.75 Karateka 19.75 Printshop Comp 24.75 Printshop Paper 12.95</p> <p>SPRINGBOARD (C-64)</p> <p>Newsroom 32.75 Clip Art 1 18.75 Clip Art 2 24.75</p> <p>FIREBIRD (C-64)</p> <p>Elite 22.75 Tracker 28.75 The Pawn CALL</p> <p>SUB LOGIC</p> <p>Flight Simulator 29.95 Jet Simulator 29.95 Football 25.95 Scenery Disk EA 14.95 Set 1-6 69.95</p> <p>JOYSTICKS FROM WICO & SUNCOM</p> <p>Bat Handle 16.75 Boss 11.99 Super 3-way 19.99 TAC 3 9.95 Slik stik 6.95 Economy 5.95</p> <p>BATTERIES INCLUDED</p> <p>Consultant 32.95 Paperclip w/spell pk 48.95</p>
--	--

<p>US ROBOTICS</p> <p>Password 1200 189 Courier 2400 395</p> <p>ANCHOR</p> <p>Volksmodem 12 179</p> <p>ATARI</p> <p>XM 301 39.95</p>	<p>MODEMS</p> <p>HAYES</p> <p>Smartmodem 300 133 Smartmodem 1200 377 Smartmodem 1200B 347 Smartmodem 2400 598</p> <p>SUPRA</p> <p>1064 Modem (C-64) 49.95 Supra 300 39.95 Supra 1200 149.95</p> <p>COMUSERVE 18.95</p>	<p>COMMODORE</p> <p>1670 155</p> <p>ZOOM</p> <p>PC 1200 ST 189 PC 1200 XL 259 PC 1200 XL/PFS 279</p> <p>DSI</p> <p>Messenger 64/128 39.95</p>
---	--	--

MONITORS

<p>PANASONIC</p> <p>TR-122 MYP 12" Amber TTL 139 TR-122 M9P 12" Green TTL 139 TX-12H3P 12" RGB 369 DT-H103 10" RGB 349</p> <p>TEKNIKA</p> <p>MJ-22 249 MS-305 RGB 309</p>	<p>NEC</p> <p>Multisync CALL</p>	<p>HITACHI</p> <p>MM-1218 12" Green 99 MM-1220 12" TTL Amber 129 CM-1406C 13" color w/cable 179 CM-1409 13" RGB 305 CM-1216 D 12" RGB 365 CM-1455 S 13" 720x350 525 CM-1457 A 13" RGB 720x460 679</p>	<p>ZENITH</p> <p>ZVM 1220 89 ZVM 1230 89 ZVM 1240 149</p> <p>THOMPSON</p> <p>365 12 RGB CALL</p>	<p>PRINCETON GRAPHICS</p> <p>MAX-12 Amber 175 HX-12 RGB 458 SR-12 RGB 575</p>
---	---	--	--	--

SAVE ON THESE PRINTERS

1080\$195

PANASONIC

1080	195
1091	225
3131	249
1092	309
1592	419
1595	595

LEGEND

808	148
1080	199
1380	229
1385	289

BROTHER

HR-15XL-P	359
1509	409

SEIKOSHA

SP-1000 VC (C-64)	165
SP-1000 A Centronics	185
SP-1000 IBM	185
SP-1000 As Rs-232	185
SP-1000 AP, AP11c	185
BP-1300	469
BP-5200	649
BP-5420	999
Color Kit	119
BP-5420 ribbon	12.50
SP-1000 ribbon	8.50

CITIZEN

120-D	179
MSP-10	285
MSP-15	385
MSP-20	325
MSP-25	485
Premier 35	469

EPSON

LX80	CALL
FX85	CALL
DX10	CALL
DX20	CALL
DX35	CALL
HI80	CALL
HS80	CALL
FX286	CALL
LQ800	CALL
LQ1000	CALL

JUKI

Juki 6100	CALL
RS-232 Serial board	55
6100 tractor	119
6100 sheet feeder	209
5510 Juki	CALL
Juki 6300	CALL

TOSHIBA

321 P/S	495
351 sheet feeder	529
P 341P	969
P 341S	999
P 351+	1149

OKIDATA

Okimate	199
292	499
293	599
120 NLQ	205
182	214
192	348
93	CALL

C. ITOH

1550 SP+	CALL
D 1040	CALL
Prowriter Jr	CALL
Prowriter 8510 SP+	CALL

SILVER REED

EXP 420P	209
EXP 600P	489
EXP 800P	649
EXP 770	740

NX-10 ... CALL

STAR MICRONICS

LV 12-10 (New)	CALL
NL-10	CALL
NX-10	CALL
NB-10	CALL
SB-15	CALL
CG-15	367
D-10	319
D-15	438
RR-10	469
RR-15	578
SB-10	589

DIABLO

D25	549
P-32 CQ1	699
635	1029
P-38	1749
D-80 1F	2395

COLOR RIBBONS AVAILABLE!

COLOR RIBBONS AVAILABLE!

DUST COVERS

Atari

520ST	11.95
130XE	6.99
800XL	6.99
1050	6.99
1025	7.99

Commodore

C128	7.99
1571/1541	6.99
1902	10.95
1702	8.99
C64/Vic20	6.99

Panasonic

1090/1091	8.99
1092	8.99
1093	9.99

DRIVES

INDUS

GT Atari, C-64	179
----------------	-----

COMTEL

Enhancer 2000 (C-64)	149
----------------------	-----

COMMODORE

1571, 1541	CALL
------------	------

TANDON

*320K % 1/4" Drive	115
--------------------	-----

INTERFACING

XETEC

Super Graphix 64	64
Super Graphix Jr 64	45
Xetec AT	39.95

ORANGE MICRO

Grappler + (Ap)	85
Grappler 16K (Ap)	149
Orange (Ap)	59
Grappler c (I1c)	85

MPP

Microprint	39.95
------------	-------

PPI

C-64	49
------	----

TYMAC

Connection (C-64)	49
-------------------	----

ICD

PR:Connection	CALL
---------------	------

ATARI

850	109
-----	-----

DISKETTES

5 1/4" DISKETTES

MAXELL

SSDD	9.99
DSDD	12.99

BONUS

SSDD	6.99
DSDD	7.50

SKC

SSDD	8.50
DSDD	9.50
DSHD 96 TPI	19.50

VERBATIM

SSDD	9.99
DSDD	12.99

DISK NOTCHERS...\$7.95!!

3.5 DISKETTES

3M

SSDD	16.99
DSDD	23.99

MAXELL

SSDD	16.99
DSDD	23.99

VERBATIM

SSDD	16.99
DSDD	24.99

SKC

SSDD	14.99
DSDD	19.99

LOWEST PRICES

FASTEST SERVICE

SUPER SAVINGS

IBM-PC

BRODERBUND (IBM)

Bank st. writer	48.95
Print shop	34.95
Graphics Lib 1	22.95
Graphics Lib 2	22.95
Ancient Art of War	22.95
Karateka	22.95
Toyshop	39.95
Print shop paper	12.95

SUBLOGIC (IBM)

Jet Simulator	34.95
Scenery disks EA	14.95
Set 1-6	69.95
S.D. Japan	14.95
S.D. San Fran	14.95
S.D. Wash, D.C.	14.95
S.D. New York City	14.95

QUADRAM

Gold Quadboard	399
Silver Quadboard	229
Quadboard	199

ACTIVISION (IBM)

Borrowed Time	24.75
Tass Times	24.75
Shanghai	24.75
Mindshadows	24.75
Music studio	29.95
Alter Ego	29.95
Alter Ego M	29.55
Pebble Beach golf	29.95

TOLL FREE 1-800-233-8760

IN PA 717-494-1030
CUSTOMER SERVICE 717-494-1670

or send to
Lyco Computer
P.O. Box 5088
Jersey Shore, PA
17740



Risk Free Policy

In-stock items shipped within 24 hrs of order. No deposit on C.O.D. orders. Free shipping on prepaid cash orders within the continental U.S. Volume discounts available. PA residents add sales tax. APO, FPO and international orders add \$5.00 plus 3% for priority mail. Advertised prices show 4% discount for cash, add 4% for Master Card and VISA. Personal checks require 4 weeks clearance before shipping. We cannot guarantee compatibility. We only ship factory fresh merchandise. Ask about UPS Blue and red label shipping. All merchandise carried under manufacturer's warranty. Return restriction applicable. Return authorization required. All items subject to change without notice.

player/missile needs to be moved or changed, this string is modified with BASIC string commands. Lines 1650-1700 read various bike images into separate strings, which are later made part of P0\$. Since the ramp images don't change, they are read directly into memory.

When the bike enters or exits the garage and tunnels, it goes in front of the blue opening, but behind the yellow or green walls. Similarly, the bike jumps through the hoop by going in front of the red portion, but behind the green. Line 1710 prepares for these three-dimensional graphic effects by putting a special value in the priority register (location 623).

Although the bike travels right, left, and then right again, the program itself doesn't follow that flow. The code that performs the actual jump is located near the beginning of the program. Since lines with low line numbers run faster, this insures that the speed-critical portions of the program work as quickly as possible.

Commodore 64 Version

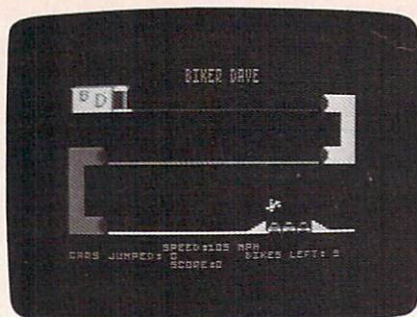
A joystick is required to play the 64 version of Biker Dave (Program 2), which includes a flaming hoop midway through the course. Plug the joystick into port 2 before you run the program. To accelerate the bike, hold down the joystick button. There is no rookie level in this version; the game ends when you crash your last bike or succeed in jumping nine cars at once.

IBM PC/PCjr Version

The IBM PC/PCjr version of Biker Dave (Program 3) requires cartridge BASIC for the PCjr, or BASICA and a color/graphics card for the PC. Press the space bar to accelerate the motorcycle. One skill level is provided; the game ends when you succeed in jumping nine cars at a time or run out of bikes.

Amiga Version

In this version of Biker Dave (Program 4) the left mouse button controls your speed. (Avoid the right button; pressing it may crash the program.) The game has no rookie level; it ends when you manage to jump nine cars at once or crash your last bike. You may wish to adjust



"Biker Dave" for Atari 400, 800, XL, and XE computers lets you vicariously experience the thrills of motorcycle acrobatics.

the speed at which the left button responds by using the Preferences tool from the Workbench.

For instructions on entering these listings, please refer to "COMPUTE!'s Guide to Typing In Programs" in this issue of COMPUTE!.

Program 1: Biker Dave For Atari 400, 800, XL, And XE

```

KK 40 GOSUB 1410
LD 50 GOSUB 1940
KK 60 GOSUB 3100
LD 70 GOSUB 2820
DP 80 GOTO 590
FL 89 REM JUMP BIKE LEFT (PR
O ONLY)
EP 90 P0$(68,80)=BL$
HD 100 P0$(118,128)=LEFT$
LP 110 I=I-INT(SP/50)-1:IF I
<117+CARS*4 THEN 170
DN 120 POKE 53248,I
AE 130 SOUND 0,45-SP/10,2,8
BB 140 SP=SP+5*(STRIG(0)=0):
POSITION 19+(SP<100)+
(SP<10),12:SP:
MP 150 FOR J=1 TO 250-SP*SP:
NEXT J
GC 160 GOTO 110
JO 170 P0$(118,130)=JUMPL$:P
OKE 53278,0
MI 180 V=((SP/10+30)*VV)*((S
P/10+30)*VV):Y=0
NN 190 FOR I=25 TO 1000 STEP
INT(SP/50)+1
PG 200 Y1=(-I+(16*I/V)):IF
Y1>0 THEN 260
NJ 210 P0$(Y+118,Y+130)=BL$
JA 220 P0$(Y+118,Y+130)=JU
MPL$:Y=Y1
BJ 230 TRAP 890:POKE 53248,(
143+CARS*4)-I
AG 240 IF PEEK(53252)>10 THE
N FLAG=1:GOTO 890
BP 250 NEXT I
KJ 260 IF (143+CARS*4)-I<55
THEN FLAG=1:GOTO 890
XC 270 P0$(20,250)=BL$
DO 280 I=(143+CARS*4)-I:GOTO
820
HN 290 P0$(118,128)=LEFT$
EE 300 I=I-INT(SP/50)-1:POKE
53248,I
MP 310 FOR K=1 TO 250-SP*SP:
NEXT K
BO 320 NEXT J
JH 330 GOTO 1070
FI 339 REM JUMP BIKE RIGHT

```

```

NN 340 P0$(118,128)=BL$
MP 350 P0$(182,192)=RIGHT$
NJ 360 I=I+INT(SP/50)+1:IF I
>163-CARS*8 THEN 420
EE 370 POKE 53248,I
AL 380 SOUND 0,45-SP/10,2,8
BI 390 SP=SP+5*(STRIG(0)=0):
POSITION 19+(SP<100)+
(SP<10),12:SP:
MN 400 FOR J=1 TO 250-SP*SP:
NEXT J
BH 410 GOTO 360
NP 420 P0$(182,194)=JUMPR$
MG 430 V=((SP/10+30)*VV)*((S
P/10+30)*VV):Y=0
NL 440 FOR I=25 TO 1000 STEP
INT(SP/50)+1
PM 450 Y1=(-I+(16*I/V)):IF
Y1>0 THEN 520
OL 460 P0$(Y+182,Y+194)=BL$
KI 470 P0$(Y+182,Y+194)=JU
MPR$:Y=Y1
DA 480 POKE 53278,0
ND 490 TRAP 890:POKE 53248,I
+142-CARS*8
NK 500 IF PEEK(53252)>1 THEN
890
BO 510 NEXT I
JG 520 IF I+142-CARS*8>195 T
HEN 890
KB 530 P0$(20,250)=BL$
NA 540 P0$(182,192)=RIGHT$
OH 550 FOR J=I+142-CARS*8 TO
220:POKE 53248,J
NG 560 FOR K=1 TO 250-SP*SP:
NEXT K
CF 570 NEXT J
JO 580 GOTO 1070
FK 589 REM MOVE BIKE RIGHT
OJ 590 FOR I=1 TO 5:POSITION
12,8:"G E T
<3 SPACES>R E A D Y";
:FOR J=1 TO 50:NEXT J
:POSITION 12,8:" "
<17 SPACES>";
GE 600 FOR J=1 TO 50:NEXT J:
NEXT I:FOR I=1 TO 50:
NEXT I
AP 610 POKE 77,0:P0$(180,192
)=BL$
GP 620 POKE 53248,67:P0$(70,
80)=RIGHT$
HJ 630 SP=5:STP=1:I=66
LN 640 I=I+INT(SP/50)+1:IF I
>192 THEN GOTO 90+(PR
O=0)*720
EF 650 POKE 53248,I
AH 660 SOUND 0,45-SP/10,2,8
BJ 670 SP=SP+5*(STRIG(0)=0):
POSITION 19+(SP<100)+
(SP<10),12:SP:
NH 680 FOR J=1 TO 250-SP*SP:
NEXT J
KN 690 IF SP>SP1 THEN 740
KE 700 IF SP>SP2 THEN 720
GL 710 GOTO 640
HP 720 P0$(68,80)=JUMPR$
GN 730 GOTO 640
MF 740 P0$(68,80)=BL$:SOUND
0,10,4,8
AO 750 FOR K=I TO 192:POKE 7
04,K
EJ 760 POKE 53248,K
HN 770 IF RND(0)>0.5 THEN P0
$(72,78)=RIGHT$:GOTO
790
IH 780 P0$(72,78)=JUMPR$
CK 790 NEXT K
ID 800 POSITION 19,12:"000
";:TRIES=TRIES+1:GOTO
980
AC 809 REM MOVE BIKE LEFT

```

"We speak your language"

Make your BASIC programs

ZOOM

Convert them to high-speed machine language

BASIC Compiler

BASIC Compiler

Complete BASIC compiler and development package. Speed up your programs 5x to 35x. Compile to machine code, compact p-code or both. '128 version: 40 or 80 col. monitor output and FAST-mode operation. '128 version includes extensive 80-page programmer's guide. A great package that no software library should be without. C-128 \$59.95 C-64 \$39.95

C Language

Learn the the language of the 80's and beyond on your C-128 and C-64

Super C Compiler


For school or software development. Learn the C language on the '64 or '128. Compiles into fast machine code. Added '128 features: CP/M-like operating system; 60K RAM disk. Combine M/L & C using CALL; 51K available for object code; Fast loading; Two standard I/O libraries plus math & graphic libraries. C-128 \$59.95 C-64 \$59.95

Super
"Pascal"
64

Let your '64 speak Pascal

Super Pascal Compiler

Not just a compiler, but a complete system for developing applications in Pascal—with graphics. Extensive editor with search, replace, renumber, etc. Standard J & W compiler that generates machine code. High-speed disk access. 48K RAM is available. If you want to learn Pascal or to develop software using the best tools available—Super Pascal is your first choice. C-64 \$59.95



Complete with Editor, Interpreter and Debugger

COBOL

Now you can learn COBOL, the most widely used commercial programming language, on your 128 or 64. COBOL Compiler package comes complete with syntax-checking editor, interpreter and symbolic debugging aids. New '128 version works with 40/80 column monitors and is quicker than the '64 version. C-128 \$59.95 C-64 \$39.95

... and work hard for you, too!

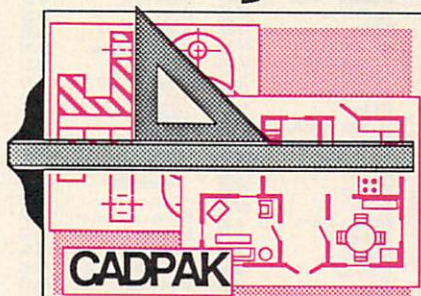
Use your '128 to communicate with the outside world



SpeedTerm 128

SpeedTerm-128

Let your C-128 communicate with the outside world. Obtain information from various computer networks. Flexible, command driven terminal software package. Supports most modems for the C-128. Xmodem and Punter file transfer protocol. VT52/100 terminal emulation with cursor keys, large 45K capture buffer & user definable function keys. C-128 \$39.95



CADpak

Easy-to-use interactive drawing package for accurate graphic designs. Dimensioning features to create exact scaled output to all major dot-matrix printers. Input via keyboard or lightpen. Two graphic screens for COPYing from one to the other. DRAW, BOX, ARC, ELLIPSE, etc. available. Define your own library of symbols/objects—store up to 104 separate objects. C-128 \$59.95 C-64 \$39.95

Personal Portfolio Manager

Complete portfolio management for the individual or professional investor. Manage portfolios, get up-to-the-minute quotes & news, and perform selected analysis. Enter quotes manually or through Warner. C-128 \$59.95 C-64 \$39.95

Technical Analysis System

Sophisticated charting and analysis system for serious investors. Chart and analyze the history of a stock. Pinpoint trends and patterns to predict a stock's future. Enter data via keyboard or online financial services. C-128 \$59.95 C-64 \$59.95

Chartpak

Easily create professional high-quality charts and graphs without programming. Immediately change the scaling, labeling, axis, bar filling, etc. to suit your needs. Accepts data from CalcResult and MultiPlan. C-128 \$39.95 C-64 \$39.95

Xper

XPER is the first "expert system" for the C-128 and C-64. While ordinary data bases are good for reproducing facts, XPER can derive knowledge from a mountain of facts and help you make expert decisions. Large capacity. C-64 \$59.95

Commodore 64[®] and Commodore 128[™] are trademarks of Commodore Electronics Ltd.

Call now for the name of your nearest dealer. Or order directly using your MC, Visa or Amex card. Add \$4.00 per order for shipping. Foreign orders add \$10.00 per book. Call now or write for your free catalog—also contains information on our C-64 books and software. Dealers inquires welcome—over 1400 dealers nationwide.

Abacus



P.O. Box 7219 Dept. CB Grand Rapids, MI 49510

Phone 616-241-5510 • Telex 709-101 • Fax 616-241-5510

SILICON EXPRESS DISKS
 SS/IDD 6.95
 DS/IDD 7.95

VERBATIM OR MAXELL
 SS/IDD 13.95
 DS/IDD 16.95

ELEPHANT
 SS/IDD 7.95
 DS/IDD 8.95

DATA CASE
 7.95

SILICON EXPRESS

INSIDE OHIO
 1-800-225-0755
YOUR TOLL FREE ACCESS OUTSIDE OHIO
1-800-228-0755
 CALL...FOR THE BEST PRICES...
BEST DELIVERY...
 We have hundreds of other programs in stock at Fantastic savings.

LASER 128—APPLE COMPATIBLE COMPUTER \$395.95

APPLE SOFTWARE	
ASC II Express	132.95
Balance of Power	34.95
Bally Hoo	27.95
Bank Street Writer	46.50
Breakers	30.95
Certificate Maker	41.95
Crosstalk	94.95
dBase III+	419.95
Dollars & Sense	104.95
Easy	97.50
Einstein Writer	69.95
Electric Disk	214.95
Family Roots	149.95
Fontrix 2.5	84.95
Fontrix 1 thru 13	ea. 13.00
Framework II	419.95
Fully Powered PC	24.95
Gamecard III	39.95
Gato	23.69
Graphics Expander	27.95
Hacker	20.95
Hacker II	26.95
Jet	32.75
Knowledgegman 2.0	319.95
Lotus	22.00
Mngng Yr Money	104.95
Micro Cookbook	23.99
Microsoft Word	55.95
Norton Utilities	73.95
Option Board	59.95
PFS: Access	82.50
PFS: Files	82.50
PFS: Graph	82.50
PFS: Plan	82.50
PFS: Proof	82.50
PFS: Report	82.50
PFS: Write	36.95
Print Shop	32.95
Print Shop Cmpn.	22.95
Print Shop Gr. #1	12.25
Print Shop Refill	339.95
R-Base 5000	89.95
Reflex	32.95
Report Card	369.95
Samma -	29.00
Sidekick protected	44.00
Sidekick not protected	42.00
Sideways Ver. #3	104.95
Speedkey	26.00
Spy Hunter	239.95
SuperCalc 3	35.50
Superkey	CALL
Symphony	99.95
Think Tank	69.95
Time Is Money	36.95
Traveling Sidekick	38.95
Turbo Database Tbx	54.50
Turbo Lighting	36.25
Turbo Pascal 3.0	55.00
Turbo Pascal 8087	69.95
Turbo Prolog	19.00
Turbo Tutor	34.95
Ultima III	35.95
Visible 8088	141.00
Volkswriter Dlx #3	41.95
Web Spell Checker	27.95
Will Writer	21.45
Winter Games	36.00
Wizardry	219.95
Word Perfect	214.95
Wordstar	
Adv. Construction	30.50
Algeblaster	27.00
Alpha Plot	24.89
ASC II Express	72.50
Auto Works	27.95
Bag of Tricks 2	28.00
Bank Street Filer	38.95
Bank Street Mailer	38.95
Bank Street Writer	38.95
Bank Street Speller	38.95
Bard's Tale	27.50
Beagle Bag	14.95
Beagle Basic	17.95
Beagle Graphics	29.95
Beneath Apple DOS	13.95
Big U	16.95
Bookends	64.95
Bop & Wrestle	20.95
Breakers	30.95
Captain Goodnight	19.95
Carmen Sandiego	22.45
Certificate Maker	32.95
Chart'n Graph Tbx	23.95
Classmates	34.95
Computer Quarterback	27.95
Complete Graphics	27.95
Crypt of Medea	21.95
Database Toolbox	23.95
Dazzle Draw	33.95
D-Code	19.95
DiskQuick	14.95
Dollars & Sense	66.50
DOS Boss	11.95
Double-Take	17.95
Eldolon	23.50
Essential Data Dup	41.95
Extra K	19.95
Fantavision	26.95
Fat Cat	17.95
Flex Type	14.95
Fontrix 1.5	53.25
Fontrix 1 thru 13	ea. 13.00
Font Works	34.95
Forecast	35.00
Frame-Up	14.95
Gato	20.45
G I Joe	19.95
Graphics Department	64.95
Graphics Expander	21.95
Graphic Magician	26.95
Graphworks	57.95
GPLE	24.95
Handler Package	69.95
Impossible Mission	23.50
I.O. Silver	14.95
Jeeves	29.95
Karateka	19.45
Knight of Diamonds	19.50
Kids on Keys	17.95
Kid Writer	18.89
King's Quest I or II	28.00
Koronis Rift	23.49
Legacy of Lylgamyn	22.50
List Handler	39.95
Locksmith	56.95
Mngng Yr Money	101.95
Megaworks	64.95
Merlin	33.69
Merlin Pro	54.95
Merlin Combo	63.95
Micro Cookbook	21.45
Millionaire	22.50
Minipix	14.69

APPLE SOFTWARE	
Moebius	34.95
MouseWrite	94.95
Munch-A-Bug	23.95
NATO Commander	19.45
PFS: Plan	69.95
PFS: Write	69.95
PFS: File	69.95
PFS: Graph	69.95
PFS: Workmates	174.95
Piece of Cake Math	15.95
Pinpoint	39.95
Prince	48.95
Printographer	23.95
Prt. Sh. (Color Prtr.)	26.59
Prt Shp Gr. #1,2, or 3	13.95
Print Shop Comp.	21.95
Probyter	17.95
Pronto DOS	14.95
Prof. Tour golf	25.89
Power Print	24.95
Quicken	51.95
Report Card	32.95
Rescue on Fractalus	23.50
Reportworks	64.95
Rescue Raiders	24.95
Science tool kit	39.95
Sensible Grammar	52.95
Sensible Speller	64.95
Shape Mechanic	20.00
Sideways	29.95
Silicon Salad	12.69
Skyfox	24.25
Spellworks	29.95
Spitfire Simulator	24.75
Spy Hunter	26.00
Sticky Bear ABC	23.75
Car Builder	23.75
Math	23.75
Numbers	23.75
Reading	23.75
Spellgrabber	23.75
Townbuilder	23.75
Typing	23.75
Summer Games I or II	22.45
SuperCalc 3A	109.95
Terrapin Logo	54.50
Think Tank	88.69
Thinkworks	64.95
Time is Money	57.45
Tip Disk #1	12.00
Trinity	39.95
Transylvania	11.95
Triple-Dump	18.95
Turbo Database Tbx	27.95
Turbo Pascal 3.0	34.95
Turbo Tutor	20.50
Type I	29.95
Ultima III	33.25
Ultima IV	33.25
Understanding IIE	17.95
Universal file conv	24.95
Utility City	15.25
Video Toolbox	23.95
Visible 6502	31.75
Wilderness	38.95
Winter Games	21.45
Wizardry	26.50
Wizard's Toolbox	23.95
Wizprint	14.25
Word Handler	39.95
Word Perfect	125.95
World's Grtst Ftball	22.45
Write Choice	26.45

COMMODORE		HARDWARE	
Acrojet	24.95	CompuServe Starter	21.95
Air Rescue I	24.95	Database	7.95
Bard's Tale	27.50	Disk Notcher	4.95
Ballblazer	23.49	Flip-n-File	10.95
Back to Basics	134.95	Lemon	31.95
Bank Street Storybook	27.95	Lime	48.95
Bank Street Speller	34.95		
Bank Street Writer	34.95	APPLE HARDWARE	
Basic Toolkit	29.95	80 Col. 64K Card (II E)	49.95
Blazing Paddles	24.95	Apple Cat II	184.95
Brrrded Time 64/128	20.95	Disk Drive HI Tech	119.95
Color Me	20.95	Gibson Light Pen	148.00
Cntdwn to Shtdwn	20.95	Grappler Buffered	114.95
Piece of Cake Math	15.95	Grappler -	69.95
Gertrude's Secrets	20.95	Grappler (serial)	69.95
G I Joe	19.95	Grappler C	69.95
Graphics Magician	27.95	Hotlink	44.95
Grappler CD	79.95	Kraft Joystick	25.95
Grt Amer Road Race	20.95	Koala Pad -	70.45
Hacker	20.95	Laser 128 Computer	394.95
Jet 64/128	27.95	Mach II Joystick	26.20
Jet Combat Simulator	20.95	Mach III Joystick	32.20
Karateka	19.45	Micromodem IIE	139.95
Kennedy Approach	24.95	Mockingboard A or B	65.95
Kola Pad	54.95	Mockingboard C	116.00
Kung Fu	20.95	Mockingboard D	126.45
Little Comp. People	24.95	Mockingboard A-MAX	39.95
Mail Order Monsters	24.95	Multiram CX 512K	209.00
Merlin	34.95	Multiram IIE 80/64K	124.00
Mig Alley Ace	24.95	Paddlesticks	26.50
Multiplan 64/128	43.95	Parallel Printer Card	44.95
Music Shop	31.95	Prometheus 1200A	254.95
Nato Commander	19.75	Print-I	123.50
Paper Clip	41.95	Super Serial Card	84.95
PFS: File	34.95	System Saver Fan	59.95
Print Shop	29.95	Thunder Clock	102.95
Print Shop Comp.	21.95	Wildcard II	74.95
Pr. Shp Gr. 1,2, or 3	13.95	ZEE 80A Checkmate	54.95
Rescue on Fractalus	23.50	Zoom IIE	109.00
Scrabble 64/128	27.95		
Sideways	20.95	PRINTERS	
Silent Service	19.95	Solo Flight	19.95
Spitfire Ace	20.95	Speed Reader II	36.95
Spreadsheet	34.95	Spell It	26.95
Spy vs. Spy	20.95	Spy Hunter	26.00
Sticky Bear ABC	20.95	Starcross	28.00
Numbers	20.95	Suspect	26.00
Opposites	20.95	Suspendad	28.00
Shapes	20.95	Temple of Apsahl Tri	22.45
Summer Games I or II	22.45	Typing Tutor III	28.50
Temple of Apsahl Tri.	22.45	Will Writer	28.45
Winter Games	21.45	Wishbringer	27.95
World's Grtst Bsbll	19.45	Witness	22.00
World's Grtst Ftball	22.45	Word Attack	26.95
		Word Spinner	20.50
		World's Grtst Bsbll	19.95
		Zork I	21.75
		Zork II or III	24.75
		Samsung Color Mntr	169.96
		Star LV1210	199.95
		Star NX-10	269.95
		Star Powertype	344.95
		Printer Stand	16.95
		Okidata 182P	229.95
		Okimate 20	209.95
		Colored prntr ribbons	CALL
		Color Paper Pack	12.95

YOUR ORDER FORM
SILICON EXPRESS

5955 E. Main Street Columbus, Ohio 43213

NAME _____

ADDRESS _____

CITY _____ STATE _____ ZIP _____

CHARGE CARD # _____ Exp. Date _____

QTY.	DESCRIPTION	PRICE

Computer Type _____ SHIPPING _____
 Phone No. _____ TOTAL _____

No additional surcharge on Mastercard, Visa, or School purchase orders. Personal checks allow 2 weeks. Shipping charges are \$3.00 minimum. Ohio residents add 5 1/2% state sales tax. Prices subject to change without notice.

SILICON EXPRESS
 5955 E. Main St. Columbus, Ohio 43213
 1-614-868-6868

```

HP 810 P0$(68,80)=BL$
HM 820 P0$(118,128)=LEFT$
OE 830 I=I-INT(SP/50)-1:IF I
<53 THEN 340
EG 840 POKE 53248,I
AN 850 SOUND 0,45-SP/10,2,8
BK 860 SP=SP+5*(STRIG(0)=0):
POSITION 19+(SP<100)+
(SP<10),12:SP:
NI 870 FOR J=1 TO 250-SP*SP:
NEXT J
HE 880 GOTO 830
FH 889 REM CRASH SEQUENCE
IK 890 POSITION 19,12:?"000
":TRIES=TRIES+1:TRAP
980
AO 900 IF FLAG THEN 940
NF 910 P0$(160,220)=BL$
BH 920 P0$(185,190)=RIGHT$:S
OUND 0,10,4,8
CI 930 FOR J=I+142-CARS*8 TO
248:POKE 53248,J:POK
E 53256,J:POKE 704,J:
NEXT J:GOTO 980
HC 940 P0$(1,220)=BL$
LM 950 P0$(121,126)=LEFT$:S
OUND 0,10,4,8
LE 960 FOR J=143+CARS*4-I TO
52 STEP -1:POKE 5324
8,J:POKE 53256,J:POKE
704,J
FP 970 FOR K=1 TO 250-SP*SP:
NEXT K:NEXT J:FLAG=0
DO 980 O=PEEK(560)
JM 990 FOR I=15 TO 0 STEP -1
:SOUND 0,25,0,I:FOR J
=1 TO I:NEXT J:POKE 5
60,(O-1)+RND(0)*1:NEX
T I
AG 1000 POKE 560,0
NB 1010 BIKES=BIKES-1:IF BIK
ES=0 THEN 1310
FD 1020 POSITION 36,13:?"BIK
ES:
CH 1030 FOR I=1 TO 50:NEXT I
HH 1040 P0$(1)=CHR$(0):P0$(2
56)=CHR$(0):P0$(2)=P
0$
CE 1050 POKE 704,248:POKE 53
256,0
JD 1060 GOTO 590
HC 1069 REM GOOD JUMP SEQUEN
CE
LO 1070 POSITION 19,12:?"00
0";
KH 1080 SOUND 0,121,10,8:SOU
ND 1,96,10,8:SOUND 2
,81,10,8:SOUND 3,60,
10,8
BE 1090 FOR I=1 TO 2:POKE 70
5,RND(0)*254+1:POKE
706,RND(0)*254+1:IF
PRO THEN POKE 707,RN
D(0)*254+1
EK 1100 NEXT I
BI 1110 FOR I=0 TO 3:SOUND I
,0,0,0:NEXT I
NO 1120 REM FOR I=1 TO 3:NEX
T I
KD 1130 SOUND 0,121,10,8:SOU
ND 1,96,10,8:SOUND 2
,81,10,8:SOUND 3,60,
10,8
EH 1140 FOR I=1 TO 20:POKE 7
05,16*(RND(0)*15+1):
POKE 706,16*(RND(0)*
15+1):IF PRO THEN PO
KE 707,16*(RND(0)*15
+1)
EP 1150 NEXT I
BN 1160 FOR I=0 TO 3:SOUND I
,0,0,0:NEXT I

```

```

MK 1170 S=CARS*10-TRIES*5+5:
IF PRO THEN S=S+5
AA 1180 FOR I=T TO T+S
LL 1190 POSITION 20,14:?"I:;
SOUND 0,I,10,12:SOUN
D 0,0,0,0
EL 1200 NEXT I
FB 1210 T=T+S:TRIES=1
NJ 1220 POSITION 14,13:?"TCA
RS:;CARS=CARS+1:TCAR
S=TCARS+CARS:IF CARS
>13 THEN DONE=1:GOTO
1310
IO 1230 VV=0.8+RND(0)*0.1
JN 1240 SP1=RND(0)*15+81+8*C
ARS:SP2=RND(0)*10+36
+8*CARS
OA 1250 FOR I=8 TO 0 STEP -1
:FOR J=1 TO 15:SOUND
0,J,10,8:NEXT J:SOU


```

```

ND 0,0,0,0
GJ 1260 POKE 53249,I+162-CAR
S*8:POKE 53251,108-I
/2+CARS*4:NEXT I
EF 1270 A=INT(RND(0)*2)
JD 1280 B=(INT(RND(0)*6)*2)+
97
IA 1290 POSITION 33-2*CARS,1
0:?"CHR$(B+128*A);CH
R$(B+128*A+1)
JL 1300 GOTO 590
AH 1309 REM GAME OVER
LJ 1310 POKE 53277,0:GRAPHIC
S 0:POKE 559,2:POKE
752,1:POKE 710,98:PO
KE 712,98:POKE 709,1
4
NK 1320 IF DONE AND PRO THEN
POSITION 5,5:?"Con
sider yourself King

```

One good book... deserves another... and another...



Detailed guide presents the 128's operating system, explains graphic chips, Memory Management Unit, 80 column graphics and commented ROM listings. 500pp \$19.95



Get all the inside information on BASIC 7.0. This exhaustive handbook is complete with fully commented BASIC 7.0 ROM listings, more. \$24.95




Filled with info for everyone. Covers 80 column hi-res graphics, windowing, memory layout, Kernal routines, sprites, software protection, autostarting. 300pp \$19.95

And on...


and on...

and on...

and on...



Presents dozens of programming quick-hitters. Easy and useful techniques on the operating system, stacks, zero-page, pointers, the BASIC interpreter and more. \$16.95



Essential guide for everyone interested in CP/M on the 128. Simple explanation of the operating system, memory usage, CP/M utility programs, submit files and more. \$19.95



Introduction to programming: problem analysis; thorough description of all BASIC commands with hundreds of examples; monitor commands; utilities; much more. \$16.95



Insiders' guide for novice & advanced users. Covers sequential & relative files, & direct access commands. Describes DOS routines. Commented listings. 450 pp. \$19.95

To start up (or add to) the most comprehensive series of C-128 (or C-64) reference books, call Abacus for the name of your nearest bookstore or dealer. Or order direct by calling 616/241-5510. Add \$4.00 per order for S&H. Foreign add \$10.00 per book. Call or write for your **free catalog** of books and software. Dealers inquires welcome. Over 1500 dealers nationwide.

you can count on **Abacus**

P.O. Box 7219 Dept. CB Grand Rapids, MI 49510
Phone 616/241-5510 • Telex 709-101 • Fax 616/241-5021

```

KE 1330 Biker!!":GOTO 1350
IF DONE THEN POSITIO
N 1,5:?"Great Jumpi
ng! Now try the PRO
level.":GOTO 1350
HE 1340 POSITION 4,5:?"YOU
HAVE WRECKED YOUR LA
ST BIKE!"
NO 1350 POSITION 4,8:?"YOU
SUCCESSFULLY JUMPED
";TCARS-CARS;" CARS.
"
DI 1360 POSITION 11,11:?"FI
NAL SCORE IS ";T;
LB 1370 POSITION 5,18:?"Pre
ss TRIGGER to play
again"
NA 1380 POKE 559,34:POKE 77,
255
NA 1390 IF STRIG(0)=1 THEN 1
390
KA 1400 GOSUB 3100:GOSUB 282
0:GOTO 590
II 1409 REM INITIALIZE PMG
HC 1410 DIM P0$(256),P1$(256
),P2$(256),P3$(256)
FJ 1420 DIM PLR(3),MOV$(28),
A$(25)
NP 1430 DIM RIGHT$(9),LEFT$(
9),JUMPL$(11),JUMPR$(
11),BL$(256):BL$(1)
=CHR$(0):BL$(256)=CH
R$(0):BL$(2)=BL$
HP 1440 P1$(1)=CHR$(0):P1$(2
56)=CHR$(0):P1$(2)=P
1$
IE 1450 P2$(1)=CHR$(0):P2$(2
56)=CHR$(0):P2$(2)=P
2$
IJ 1460 P3$(1)=CHR$(0):P3$(2
56)=CHR$(0):P3$(2)=P
3$
IK 1470 RAM=PEEK(106)-16
BD 1480 POKE 54279,RAM
GK 1490 PMBASE=256*RAM
DJ 1500 FOR I=0 TO 3
HB 1510 PLR(I)=PMBASE+256*I+
1024
FA 1520 NEXT I
NE 1530 POKE 106,PEEK(106)-4
:GRAPHICS 0:CHSET=(P
EEK(106))*256:POKE 7
52,1:?"
EA 1540 POKE 704,248:POKE 70
5,0:POKE 706,0:POKE
707,0:POKE 710,0:POK
E 712,0
JL 1550 STARP=PEEK(140)+PEEK
(141)*256
BI 1560 VVTP=PEEK(134)+PEEK(
135)*256
PH 1570 OFFSET=PLR(0)-STARP
GL 1580 HI=INT(OFFSET/256)
PD 1590 LO=OFFSET-HI*256
GK 1600 POKE VVTP+2,LO
GC 1610 POKE VVTP+3,HI
HP 1620 P1$(1)=CHR$(0):P1$(2
56)=CHR$(0):P1$(2)=P
1$
IE 1630 P2$(1)=CHR$(0):P2$(2
56)=CHR$(0):P2$(2)=P
2$
IJ 1640 P3$(1)=CHR$(0):P3$(2
56)=CHR$(0):P3$(2)=P
3$
FK 1650 FOR I=1 TO 9:READ A:
RIGHT$(I,I)=CHR$(A):
NEXT I
AI 1660 FOR I=1 TO 9:READ A:
LEFT$(I,I)=CHR$(A):N
EXT I
JF 1670 FOR I=1 TO 11:READ A

```

```

:JUMPR$(I,I)=CHR$(A)
:NEXT I
JA 1680 FOR I=1 TO 11:READ A
:JUMPL$(I,I)=CHR$(A)
:NEXT I
CB 1690 FOR I=1 TO 9:READ A:
POKE PLR(1)+I+180,A:
NEXT I
JJ 1700 FOR I=1 TO 9:READ A:
POKE PLR(2)+I+180,A:
POKE PLR(3)+I+116,A:
NEXT I
FO 1710 POKE 623,8:POKE 5325
7,1:POKE 53258,1:POK
E 53259,1
DK 1720 POKE 53248,1:POKE 53
249,139:POKE 53250,1
80:POKE 53251,120
AA 1730 POKE 559,62:POKE 532
77,2
NA 1740 GOTO 1820
LF 1750 DATA 48,32,40,52,166
,255,24,211,195
HB 1760 DATA 12,4,20,44,101,
255,24,203,195
KB 1770 DATA 48,36,39,54,44,
59,59,248,192,48,48
IP 1780 DATA 12,36,228,108,5
2,220,220,31,3,12,12
LB 1790 DATA 1,1,3,3,7,7,15,
15,31
KL 1800 DATA 128,128,192,192
,224,224,240,240,248
PI 1809 REM TITLE SCREEN
DH 1820 A=95:POSITION 7,8:A$
="(3 SPACES)B I K E
R(3 SPACES)D A V E
(3 SPACES)":GOSUB 18
60
JK 1840 SOUND 0,0,0,0
KO 1850 RETURN
PG 1860 P0$(1,255)=BL$(1,255
)
NO 1870 P0$(A,A+10)=RIGHT$
PH 1880 FOR I=30 TO 73 STEP
2:POKE 53248,I:SOUND
0,35,2,1/8:NEXT I:S
OUND 0,35,2,12
HK 1890 FOR I=1 TO 25
GN 1900 FOR J=2 TO 4 STEP 2:
POKE 53248,(I-1)*4+J
+73:NEXT J
HL 1910 ? A$(I,I):NEXT I
KB 1920 FOR I=174 TO 250 STE
P 2:POKE 53248,I:SOU
ND 0,35,2,20-1/15:NE
XT I
KN 1930 RETURN
CF 1939 REM INITIALIZE CHARA
CTER SET
AO 1940 POKE 756,CHSET/256
PN 1950 POSITION 12,21:?"PL
EASE STANDBY";
LG 1960 RESTORE 2000
OC 1970 READ A:IF A=-1 THEN
RETURN
ED 1980 FOR I=0 TO 7:READ J:
POKE CHSET+A*8+I,J:N
EXT I
NN 1990 GOTO 1970
PG 2000 DATA 1,0,32,32,32,32
,0,32,0
KK 2010 DATA 16,0,168,136,13
6,136,136,168,0
NA 2020 DATA 17,0,32,160,32,
32,32,168,0
FD 2030 DATA 18,0,168,8,168,
128,128,168,0
FE 2040 DATA 19,0,168,8,40,8
,8,168,0
OA 2050 DATA 20,0,136,136,13
6,168,8,8,0

```

```

ON 2060 LATA 21,0,168,128,16
8,8,8,168,0
LD 2070 DATA 22,0,168,128,16
8,136,136,168,0
MA 2080 DATA 23,0,168,8,8,8,
8,8,0
LG 2090 DATA 24,0,168,136,16
8,136,136,168,0
OL 2100 DATA 25,0,168,136,16
8,8,8,168,0
PG 2110 DATA 26,0,0,40,40,0,
40,40,0
KL 2120 DATA 33,0,168,136,13
6,168,136,136,0
JK 2130 DATA 34,0,160,136,16
0,136,136,160,0
LB 2140 DATA 35,0,168,136,12
8,128,136,168,0
KB 2150 DATA 36,0,160,136,13
6,136,136,160,0
LD 2160 DATA 37,0,168,128,16
0,128,128,168,0
LB 2170 DATA 38,0,168,128,12
8,160,128,128,0
LA 2180 DATA 39,0,168,136,12
8,136,136,160,0
KL 2190 DATA 40,0,136,136,16
8,136,136,136,0
NF 2200 DATA 41,0,168,32,32,
32,32,168,0
BO 2210 DATA 42,0,8,8,8,8,13
6,168,0
JN 2220 DATA 43,0,136,136,16
0,160,136,136,0
KP 2230 DATA 44,0,128,128,12
8,128,128,168,0
LB 2240 DATA 45,0,136,168,16
8,136,136,136,0
KH 2250 DATA 46,0,128,160,13
6,136,136,136,0
LF 2260 DATA 47,0,168,136,13
6,136,136,168,0
LJ 2270 DATA 48,0,168,136,13
6,168,128,128,0
LJ 2280 DATA 49,0,168,136,13
6,136,136,160,8
KK 2290 DATA 50,0,168,136,13
6,136,160,136,0
DN 2300 DATA 51,0,168,128,16
8,8,8,168,0
JP 2310 DATA 52,0,168,32,32,
32,32,32,0
KK 2320 DATA 53,0,136,136,13
6,136,136,168,0
DN 2330 DATA 54,0,136,136,13
6,136,32,32,0
HO 2340 DATA 55,0,136,136,13
6,168,168,32,0
EB 2350 DATA 56,0,136,136,32
,32,136,136,0
AO 2360 DATA 57,0,136,136,13
6,32,32,32,0
OO 2370 DATA 58,0,168,8,32,3
2,128,168,0
EL 2380 DATA 59,0,32,128,128
,128,128,32,0
SI 2390 DATA 60,0,0,0,0,0,0,
0,85
LB 2400 DATA 61,0,32,8,8,8,8
,32,0
JB 2410 DATA 62,0,0,0,0,0,0,
0,170
JH 2420 DATA 63,0,0,0,0,0,0,
0,255
LJ 2430 DATA 65,2,42,37,5,5,
5,5,5
GO 2440 DATA 66,170,170,85,8
5,90,89,89,90
BN 2450 DATA 67,170,170,85,8
5,149,101,101,149
GO 2460 DATA 68,170,170,85,8
5,85,85,85,90

```



```

KF 2470 DATA 69,170,170,85,8
5,85,85,85,149
HA 2480 DATA 70,170,170,89,8
9,89,91,91,91
NB 2490 DATA 71,170,85,85,85
,85,255,255,255
NI 2500 DATA 72,160,104,88,8
0,80,240,240,240
FE 2510 DATA 73,5,5,5,5,5,5,
5,5
BK 2520 DATA 74,89,89,90,85,
85,85,85,85
JD 2530 DATA 75,101,101,149,
85,85,85,85,85
CK 2540 DATA 76,89,89,89,89,
89,90,85,85
KD 2550 DATA 77,101,89,89,89
,101,149,85,85
AN 2560 DATA 78,91,91,91,91,
91,91,91,89
GJ 2570 DATA 79,255,255,255,
255,255,255,255,85
DI 2580 DATA 80,240,240,240,
240,240,240,240,85
KN 2590 DATA 97,0,0,0,10,32,
170,90,128
LH 2600 DATA 98,0,0,0,128,32
,168,148,8
LJ 2610 DATA 99,0,0,0,15,48,
170,95,192
AE 2620 DATA 100,0,0,0,192,4
8,168,212,12
MN 2630 DATA 101,0,0,0,10,32
,255,90,128
NH 2640 DATA 102,0,0,0,128,3
2,252,148,8
OD 2650 DATA 103,0,0,0,15,48
,255,95,192
AG 2660 DATA 104,0,0,0,192,4
8,252,212,12
NN 2670 DATA 105,0,0,0,15,48
,170,90,128
DN 2680 DATA 106,0,0,0,192,4
8,168,148,8
NP 2690 DATA 107,0,0,0,10,32
,255,95,192
PN 2700 DATA 108,0,0,0,128,3
2,252,212,12
OI 2710 DATA 109,13,63,255,2
55,255,255,63,13
OD 2720 DATA 110,85,85,213,2
13,213,213,85,85
JJ 2730 DATA 111,170,170,17
0,170,170,170,170,170
JP 2740 DATA 112,170,170,17
1,171,171,171,170,170
LL 2750 DATA 113,176,252,255
,255,255,255,252,176
EH 2760 DATA 114,85,85,85,85
,85,85,85,85
OD 2770 DATA 115,1,15,63,63,
63,63,63,63
IB 2780 DATA 116,80,168,234,
42,42,42,42,42
EL 2790 DATA 117,63,63,15,1,
0,0,0,85
IP 2800 DATA 118,42,234,168,
80,64,64,64,85
ED 2810 DATA -1
JN 2819 REM MAIN SCREEN
DM 2820 GRAPHICS 0:POKE 559,
0:DL=PEEK(560)+256*P
EEK(561):POKE DL+3,6
8:POKE 756,CHSET/256
LI 2830 P0*(1,255)=BL*(1,255
):POKE 53248,50:POKE
53249,139:POKE 707,
0:POKE 53251,120
JL 2840 VV=0.8+RND(0)*0.1:TR
IES=1:CARS=3:TCARS=3

```

```

:BIKES=5:T=0:S=0:DON
E=0
KF 2850 SP1=RND(0)*15+81+8*C
ARS:SP2=RND(0)*10+36
+8*CARS
AM 2860 POKE DL+6,5:POKE DL+
7,4
PF 2870 FOR I=DL+8 TO DL+15
GN 2880 POKE I,5:NEXT I
CD 2890 FOR I=DL+16 TO DL+21
PD 2900 POKE I,4
FE 2910 NEXT I
ME 2920 POKE 708,26:POKE 709
,198:POKE 710,132:PO
KE 711,68:POKE 712,0
FC 2940 POSITION 16,1:? "BIK
ER DAVE"
MM 2950 POSITION 1,2:? "(A)
(B)(C)(D)(E)(F)(G)
(H)":REM CONTROL A,B
,C,D,E,F,G,H
MG 2960 POSITION 1,3:? "(I)
(J)(K)(L)(M)(N)(O)
(P)-----mnrfr":REM C
ONTROL I,J,K,L,M,N,O
,P
LC 2970 POSITION 37,4:? "rr"
LE 2980 POSITION 37,5:? "rr"
EA 2990 POSITION 1,6:? "oosp
q~~~~~mnrfr"
DM 3000 IF PRO THEN POSITION
15,5:? "█":POSITIO
N 15,6:? "█":POKE 7
07,152
GI 3010 POSITION 1,7:? "oo"
BK 3020 POSITION 1,8:? "oo"
GM 3030 POSITION 1,9:? "oo"
OO 3040 POSITION 1,10:? "ooo
pq\~~~~~\
\labef\~~~~~"
AN 3050 POSITION 13,12:? "SP
EED:000 MPH"
BM 3060 POSITION 1,13:? "CAR
S JUMPED: 0
(9 SPACES)BIKES LEFT
: 5"
NI 3070 POSITION 14,14:? "SC
ORE:0"
DG 3080 POKE 77,0:POKE 704,2
48:POKE 705,72:POKE
706,72:POKE 53277,2:
POKE 559,62
KM 3090 RETURN
JM 3099 REM SET SKILL LEVEL
NG 3100 POKE 53277,0:GRAPHIC
S 0:POKE 752,1:POKE
710,72:POKE 712,72:P
OKE 709,2:PRO=0:POKE
77,0
DB 3110 POSITION 8,5:? "Choo
se your skill level:
"
IE 3120 POSITION 6,10:? "ROO
KIE! Press your sti
ck up"
IF 3130 POSITION 6,15:? "PRO
! Press your stick
down"
MD 3140 IF STICK(0)=13 THEN
PRO=1:GOTO 3170
PD 3150 IF STICK(0)=14 THEN
3170
ML 3160 GOTO 3140
KF 3170 IF PRO THEN POSITION
6,15:? "PRO":GOTO 3
190
IK 3180 POSITION 6,10:? "ROO
KIE"
HL 3190 FOR I=1 TO 100:NEXT
I:RETURN

```

```

Program 2: Commodore 64
Biker Dave
Version by Tim Midkiff, Editorial
Programmer
EF 10 POKE53280,12:POKE53281,1
2
BH 20 PRINT "{CLR}{7 DOWN}{BLK}
{RVS}{J}{BLU}{5 SPACES}B
IKER DAVE WILL BE READY
{7 SPACES}{BLK}{L}"
MQ 30 PRINT "{RVS}{J}{BLU}
{5 SPACES}TO RIDE IN JUS
T A MOMENT{7 SPACES}
{BLK}{L}{OFF}"
MS 40 PRINT "{RVS}{J}";:PRINTSP
C(36);:PRINT "{RVS}{L}"
HR 50 PRINT "{RVS}{J}";:PRINTSP
C(36);:PRINT "{RVS}{L}"
QR 60 PRINT "{RVS}{J}";:PRINTSP
C(36);:PRINT "{RVS}{L}"
HJ 70 SA=249*64:POKE53250,72:P
OKE53251,153:POKE53276,2
:POKE2041,249
JH 80 GOSUB1360:GOSUB1360:REST
ORE
AG 90 POKE53285,7:POKE53286,1:
POKE53288,0:POKE53269,2
SC 100 PRINT "{BLK}{DOWN}":PRIN
TSPC(6);:FORI=1TO22:POK
E53250,72+I*8:PRINT "{B}
";:FORJ=1TO50
QJ 110 NEXT:NEXT:POKE55,0:POKE
56,48:CLR
CR 120 POKE54276,0:POKE54296,1
5:POKE54290,128:POKE542
87,255:GOSUB1370
JK 130 POKE54276,16
GA 140 POKE54277,0:POKE54278,2
40:POKEV1,0:POKEV2,50
GK 150 FORI=1TO3:POKE214,13:PR
INT:PRINTTAB(15)"{BLU}G
ET READY{WHT}";
BF 160 POKE54276,17:FORJ=1TO25
5:NEXT
XB 170 PRINT "{10 LEFT}
{10 SPACES}":POKE54276,
64:FORJ=1TO255:NEXT:NEX
T
GK 180 FORI=1TO150:NEXT
HX 190 POKE54276,0:POKE54278,2
40:POKE54277,9
SD 200 POKEV1,0:POKEV2,0:POKE5
4274,100:POKE54275,0:PO
KE54276,65
KM 210 X=X+INT(SP*.04)+1:POKEV
1,SP*TWANDF:POKEV2,SP*.
0078+TW
CS 220 IFX>THENPOKE53264,18:X
=X-256:L=1
JK 230 IFL=1THENIFX>55THENGOTO
290
AP 240 POKEVX,X:IF (PEEK(JS)AND
16)=0THENSP=SP+5
MC 250 POKE214,20:PRINT:PRINTT
AB(19)SP:FORI=OTOF-SP*S
P:NEXT
SJ 260 IFSP>S1THENPOKE2041,254
AB 270 IFSP>S2THENDX=4:GOTO640
FD 280 GOTO210
HC 290 C1=153+C*8:Y=131:POKE53
251,Y:POKEVX,57:POKE204
1,253:FORI=1TOF:NEXT
SF 300 X=X-INT(SP*.04)-1:POKEV
1,SP*TWANDF:POKEV2,SP*.
0078+TW
CE 310 IFL=0THENIFX<C1THEN360
EF 320 IFX<0THENPOKE53264,16:X
=F+X:L=0
KF 330 POKEVX,X:IF (PEEK(JS)AND

```

```

16)=0THENSP=SP+5
HH 340 POKE214,20:PRINT:PRINTT
AB(19)SP
FQ 350 FORJ=1TOF-SP*SP:NEXT:GO
TO300
MM 360 POKE2041,F:DX=-3:DY=INT
(DX*.35):K=0
AA 370 MP=INT(((SP-JP)*.5+JP)*
.105)
BB 380 X=X+DX:Y=Y+DY:K=K+1
EE 390 POKEVX,X:POKE53251,Y
XB 400 FORJ=1TOF-SP*SP:NEXT
DQ 410 IFY>131THENY=131:DY=0:P
OKE2041,253:GOTO380
GF 420 IFK=MPTHENY=-DY*.3
MH 430 IFX<122THENIFX>117THENI
FY<112ORY>120THENPOKE53
251,131:GOTO650
GB 440 IFX<37THEN460
HC 450 GOTO380
CJ 460 C1=242-C*16:Y=195:POKE5
3251,Y:POKEVX,35:POKE20
41,249:FORI=1TOF:NEXT
DJ 470 X=X+INT(SP*.04)+1:POKEV
1,SP*TWANDF:POKEV2,SP*.
0078+2
RP 480 IFX>C1THEN530
BQ 490 IFX>FTHENPOKE53264,18:X
=X-256:L=1
CP 500 POKEVX,X:IF(PEEK(JS)AND
16)=0THENSP=SP+5
QA 510 POKE214,20:PRINT:PRINTT
AB(19)SP
XF 520 FORJ=1TOF-SP*SP:NEXT:GO
TO470
DR 530 POKE2041,254:DX=4:DY=-I
NT(DX*.5):K=0
RH 540 MP=INT(((SP-JP)*.5+JP)*
.105)
PP 550 X=X+DX:Y=Y+DY:K=K+1
AA 560 IFX>FTHENPOKE53264,18:X
=X-256:L=1
CX 570 POKEVX,X:POKE53251,Y
FE 580 FORJ=1TOF-SP*SP:NEXT
AP 590 IFY<195THEN620
XP 600 Y=195:POKE53251,Y:POKE2
041,249:IFX<54ORX>66THE
N640
ES 610 GOTO790
FX 620 IFK=MPTHENY=-INT(DY*.3
)
AQ 630 GOTO550
QF 640 C1=-5:POKE2041,249:GOTO
660
CJ 650 C1=-2:POKE2041,253
BX 660 X=X+DX:C1=-C1:POKE2041,
PEEK(2041)+C1
AP 670 IFX>FTHENPOKE53264,18:X
=X-256:L=1
AH 680 IFL=1THENIFX>53THENIFY=
67THEN730
QP 690 IFX<40THENIFL=0THEN730
HF 700 IFX>100THENIFL=1THEN730
SB 710 POKEVX,X:FORJ=1TOF-SP*S
P:NEXT
EM 720 POKEV2,RND(1)*4:POKEV1,
F*RND(1):GOTO660
AE 730 POKE54276,64:POKEVX,0:P
OKE53264,16
AM 740 POKE54279,0:POKE54280,4
:POKE54284,37:POKE54285
,250:POKE54283,129
RJ 750 FORI=1TO15:J=RND(1)*6
DA 760 POKE53265,(PEEK(53265)A
ND248)ORJ:POKE53270,(PE
EK(53270)AND248)ORJ
FK 770 NEXT:POKE54283,128:FORI
=1TO255:NEXT
HH 780 POKE53265,27:POKE53270,
200:GOTO950
MF 790 X=X+DX
PE 800 IFX>150THENPOKE54276,0:

```

```

GOTO840
MB 810 POKEVX,X
QM 820 FORJ=1TOF-SP*SP:NEXT
RR 830 GOTO790
BC 840 POKE214,21:PRINT:PRINTT
AB(14)TC
XP 850 C=C+1:TC=TC+C:S=2*(C*10
-TR*5):TR=2:IFC>9THEND=
1:GOTO1270
BG 860 S1=RND(1)*10+36+8*C:S2=
RND(1)*15+81+8*C:JP=RND
(1)*20+90
JP 870 POKE54277,0:POKE54278,1
60:POKEV1,47:POKEV2,65:
POKE54274,0:POKE54275,8
AK 880 FORI=TTOT+SSTEP5
AK 890 POKE54276,65:POKE54276,
64
CD 900 POKE214,22:PRINT:PRINTT
AB(19)I:FORJ=1TO50:NEXT
XP 910 NEXT:T=T+S
GH 920 FORI=1TO8:POKE53254,PEE
K(53254)-2:POKE53258,PE
EK(53258)+1:NEXT
EB 930 GOSUB1160
RC 940 GOTO970
FA 950 BI=BI-1:IFBI>0THENTR=TR
+1:POKE214,21:PRINT:PRI
NTTAB(35)BI:GOTO970
AG 960 D=0:GOTO1270
HE 970 POKE54272,0:POKE54273,0
HR 980 X=42:Y=67:POKE2041,249:
POKE53251,Y:POKEVX,X:PO
KE53264,16:L=0:SP=5
HD 990 POKE214,20:PRINT:PRINTT
AB(19)" 0{2 SPACES}"
CJ 1000 GOTO130
PR 1010 POKE53280,12:POKE53281
,12
MS 1015 PRINT"{CLR}{RIGHT}
{BLU}{RVS}BIKER":PRINT
"{RIGHT}{RVS}DAVE":PR
INT"{RIGHT}{BLK}{G}
{3 SPACES}{M}":TAB(36)
;"{RVS}{6}{2 SPACES}
{G}"
HP 1020 PRINT"{BLK}L{3 P}{0
}{30 P}{RVS}{6}
{3 SPACES}"
QP 1030 PRINTTAB(37);:GOSUB115
0
EQ 1040 PRINT"{RVS}{0
}{2 SPACES}";TAB(36);"
{3 SPACES}"
DG 1050 PRINT"{RVS}{3 SPACES}
{BLK}{OFF}{32 P}{RVS}
{6}{2 SPACES}{OFF}{0}"
FS 1060 PRINT";:GOSUB1150
EX 1070 PRINT"{RVS}{3 SPACES}
"
BJ 1080 PRINT"{*}{RVS}
{2 SPACES}{OFF}{BLK}
{22 P}{6 SPACES}{7 P}"
CF 1090 FORC=1TO3:GOSUB1160:NE
XT:PRINT
MK 1100 POKE56095,0:POKE1823,1
1
ED 1110 PRINTTAB(13)"{WHT}SPEE
D: 0{3 SPACES}MPH"
PH 1120 PRINT"CARS JUMPED:
{2 SPACES}0{8 SPACES}B
IKES LEFT: 5"
GP 1130 PRINTTAB(13)"SCORE: 0"
KG 1140 RETURN
BC 1150 PRINT"{RVS}{2 SPACES}
{DOWN}{2 LEFT}
{2 SPACES}{DOWN}
{2 LEFT}{2 SPACES}
{DOWN}{2 LEFT}
{2 SPACES}{DOWN}
{2 LEFT}{2 SPACES}
{DOWN}{2 LEFT}
{2 SPACES}":RETURN

```

```

XJ 1160 J=INT(RND(1)*8):POKE21
4,17:PRINT:PRINTTAB(32
-C*2);C$(J);"
{2 SPACES}{2 LEFT}
{DOWN}14{WHT}":RETURN
FE 1170 X=42:Y=67:POKE53250,X:
POKE53251,Y:POKE53275,
2:POKE53276,66
SA 1180 POKE53254,206:POKE5325
5,195:POKE53256,26:POK
E53257,195
RS 1190 POKE53258,158:POKE5325
9,131:POKE53248,120:PO
KE53249,109
XC 1200 POKE53252,120:POKE5325
3,109:POKE53260,120:PO
KE53261,94
PF 1210 POKE53264,16:SP=5:L=0
MG 1220 FORI=0TO4:POKE2040+I,2
48+I:NEXT:POKE2045,252
:POKE2046,246
RM 1230 POKE53271,69
HM 1240 POKE53269,127:POKE5327
7,16:POKE53290,0:POKE5
3291,0:POKE53292,0
RG 1250 POKE53287,0:POKE53289,
0:POKE53293,10
KS 1260 RETURN
SG 1270 POKE54276,64:POKE53281
,6:POKE53269,0:PRINT"
{CLR}{5 DOWN}"
CS 1280 IFDTHENPRINTTAB(5)"
{WHT}{DOWN}CONSIDER YO
URSELF KING BIKER!":G
OTO1300
PS 1290 PRINT"{DOWN}{4 RIGHT}
{YEL}YOU HAVE WRECKED
{SPACE}YOUR LAST BIKE!
"
BC 1300 PRINT"{DOWN}{5 RIGHT}
{YEL}YOU SUCCESSFULLY
{SPACE}JUMPED";TC-C;"C
ARS"
AX 1310 PRINTTAB(11)"{DOWN}
{YEL}FINAL SCORE IS";T
BQ 1320 PRINTTAB(8)"{2 DOWN}
{CYN}PRESS FIRE TO PLA
Y AGAIN"
FE 1330 IF(PEEK(JS)AND16)=0THE
NGOSUB1380:GOTO1300
XE 1340 GOTO1330
QK 1350 FORJ=248TO255:SA=J*64:
GOSUB1360:NEXT:RETURN
AC 1360 FORI=0TO39:READA:POKES
A+I,A:NEXT:FORI=40TO63
:POKESA+I,0:NEXT:RETUR
N
XX 1370 GOSUB1350:GOSUB1820:GO
SUB1900:GOSUB2070
EH 1380 X=42:SP=5:Y=67:DX=DY:L
=0:K=MP:VX=53250:V1=54
272:V2=54273:TW=2:F=25
5
SA 1390 JS=56320:JP=RND(1)*20+
90:C=3:S1=65:S2=105:BI
=5:T=0:TR=2:S=0:TC=3
GB 1400 GOSUB1010:C=3:GOSUB117
0
RK 1410 RETURN
HB 1420 DATA0,12,0,0,6,0,0,3
JK 1430 DATA0,0,1,128,0,1,128,
0
EA 1440 DATA0,192,0,0,192,0,0,
192
SE 1450 DATA0,1,128,0,1,128,0,
3
BC 1460 DATA0,0,6,0,0,12,0,0
GA 1470 DATA0,0,0,0,0,0,0,15
CF 1480 DATA0,0,15,0,0,60,0,0
SS 1490 DATA252,0,3,207,0,23,1
95,64
FX 1500 DATA87,213,80,105,246,
144,130,120

```

55 NEW Titles for Christmas!

All under \$8.00

Shop early and guarantee arrival for Christmas.
See below for great stocking stuffers!



**Firstline
Software**

PRICE KEY

Q = \$6.99
R = \$7.99
S = \$8.99

**Load 'n' Go!™ Software
For the Commodore 64/128**

Entertainment Series

- QC-1 Memory Quest
- QC-2 Sky Fighters
- QC-3 Atomic Challengers
- QC-4 Professional Gambler
- QC-5 The Survival Instinct
- QC-6 Arcade Action
- QC-7 Adventure Master
- QC-9 Bits, Pieces and Clues
- QC-11 Board Game Changers
- QC-12 Chess Champion
- QC-13 Crazy Corners
- QC-14 Galactic Empire Builder
- QC-15 Just Games (With a Twist)
- QC-16 Land, Sea & Air Adventures
- QC-17 Maze Madness
- QC-18 Peg Out (The Cribbage Game)
- QC-19 Space, the Ultimate Frontier
- QC-20 Trivia Quest
- QC-21 Open —
Golfing Royal St. George's
- QC-22 Alien
- QC-23 Bulge — Battle for Antwerp
- QC-24 Wizard & the Princess
- QC-25 Ulysses & the Golden Fleece
- QC-26 Mission Asteroid
- QC-27 Passport to London
- QC-28 Passport to Paris
- QC-78 Championship Gambler
- QC-79 Freedom Fighters
- QC-80 Dream House
- QC-81 Child's Play
- QC-82 The Hulk
- QC-83 Spider-Man
- QC-84 Human Torch & The Thing
- QC-85 Warp Rangers
- QC-86 Old

**Load 'n' Go!™ Software
For the IBM**

Entertainment Series

- RI-1 Backgammon
- RI-2 Blackjack
- RI-3 Armchair Quarterback
- RI-4 Poker
- QI-5 The Hulk
- QI-6 Spider-Man
- QI-7 Human Torch & the Thing

Home Management Series

- RI-8 Greeting Card Maker
- RI-9 Sign & Banner Maker
- RI-10 Calendar & Stationery Maker
- RI-11 Budgeter
- RI-12 Portfolio
- RI-13 Recipe Box
- RI-14 PC Crayon, PC Graphics Artist
- RI-15 Create-A-Base, a Database Manager

Simulation Series

- RI-16 Speculator,
The Futures Market Simulator
- RI-17 Wall Street
The Stock Market Simulator

CALL TOLL FREE

CREDIT CARD ORDERS ONLY

1-800-257-9411

In Minnesota CALL:
612/829-1911



Firstline Software, Inc.
P.O. Box 5297
Hopkins, MN 55343-2297

Home Management Series

- QC-30 Vital Data Keeper
- QC-31 Wordmaster Senior
- QC-32 Master Word
- QC-33 Personal Spreadsheet
- QC-34 G Base, A Database Manager
- QC-35 My C-64, A Computer Tutor
- QC-36 Commodore 64 Utilities
- QC-39 Home Expense Manager
- QC-40 Home Finance Organizer
- QC-46 Personal File Keeper
- QC-48 Family Tree
- QC-49 Electronic Scheduler
- QC-50 Pro Financial Organizer
- QC-51 Recipe Box
- QC-52 Tax Record Organizer
- RC-73 Sign & Banner Maker
- RC-74 Greeting Card Maker
- RC-75 Calendar & Stationery Maker
- QC-76 Plantin' Pal
- QC-77 Magic Mover

Education Series

- QC-53 Number Builder
- QC-54 Number Chaser
- QC-56 Picture This
- QC-57 Let's Count
- QC-58 Time Trucker
- QC-60 Math Manor
- QC-61 Typing Tutor
- QC-62 Speed Reader

**Electric Book Company
Education Series**

- QC-63 Why?
- QC-64 When?
- QC-65 The Three Bears
- QC-66 Gingerbread Man
- QC-67 Baby Animals
- QC-68 Hopsy, the Curious Kangaroo

**Load 'n' Go!™ Software
For the Atari**

Entertainment Series

- QR-1 The Hulk
- QR-2 Spider-Man
- QR-3 Human Torch & the Thing
- QR-4 Wizard & the Princess
- SR-5 Ulysses & the Golden Fleece
- QR-6 Mission Asteroid
- QR-7 Fort Apocalypse
- QR-8 Tube Trooper



**Load 'n' Go!™ Software
For the Apple II+, IIc, IIe**

Entertainment Series

- QA-1 Beginner's Cave
- QA-2 Cave of the Mind
- QA-3 River Adventure
- QA-4 Fore! A Golfing Simulator
- QA-5 Lady Luck
- QA-6 Space Adventure
- QA-7 Classic Games
- QA-8 Android Invasion
- QA-9 Championship Gambler
- QA-10 Chess Champion
- QA-11 Memory Quest
- QA-12 Wizard & the Princess
- RA-13 Ulysses & the Golden Fleece
- QA-14 Mission Asteroid
- QA-15 Passport to London
- QA-16 Passport to Paris
- QA-65 Galactic Encounters
- QA-66 Monster Panic
- QA-67 Raven-7
- RA-68 Dream House
- QA-69 The Hulk
- QA-70 Spider-Man
- QA-71 Human Torch & The Thing
- RA-72 Elfhelm's Bane

Home Management Series

- QA-17 The Addresser — Mailing List
- QA-18 Financial Planner

1-800-257-9411

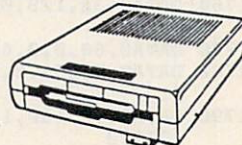
For inquiries or Minnesota orders: (612) 829-1911

ShareData Accessories

- **Universal Blank Diskettes** (for Comm, Apple, Atari) compatible with any 5 1/4" disk drive. Double-notched, DS/DD disks give single-sided users twice the storage at the same great price! Box of 5: \$6.99.
- **Blank Diskettes:** (For Comm, Apple, IBM, Atari) 100% certified, Single-notched, DS/DD, Box of 10: \$8.50. With any merchandise order over \$25.00. Box of 10: \$6.50.
- **ShareData 300C™ Modem:** Autodial, autoanswer, includes terminal software: \$32.95
- **Utility Cartridge:** 30 functions: \$19.95
- **Warp Drive Cartridge:** Faster loading plus more functions for more efficient use of your computer: \$19.95
- **Crossword Puzzles:** on disk with inst. for Comm. 64/128. New York Times or Dell Pub. (originally \$18.95) SPECIAL \$7.95 with any purchase of \$25.00 or more.

ENHANCER 2000™

Disk Drive \$149.95
plus \$8.00 postage/handling
Commodore compatible
floppy disk drive



ORDERING INFORMATION: For fast delivery send cashier's check or money order. Personal checks allow 21 days to clear. C.O.D.s accepted for over \$50.00. School P.O.s welcome. Continental U.S.A. include \$2.50 for software and accessories, \$8.00 for disk drive. MN residents please include 6% sales tax. MasterCard and Visa orders please include card #, expiration date, and signature. HI, AK, FPO, APO, Puerto Rico, Canada and other orders outside the continental U.S.A., please include \$5.00 for software and \$15.00 for disk drive. All goods are new and include factory warranty. Due to our low prices all sales are final. All defective returns must have a return authorization number. Please call (612) 829-1911 to obtain an R.A. # or your return will not be accepted. Prices and availability subject to change without notice.

Check or money order enclosed

U.S. FUNDS ONLY

VISA MasterCard

Name _____

Sig. _____

Street _____

City _____

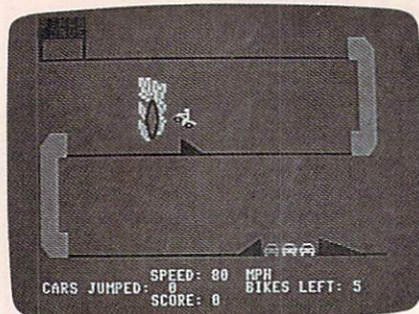
Card # _____

Expiration Date _____

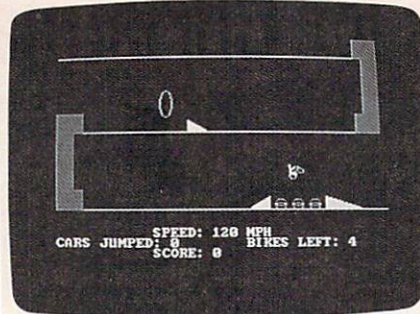
Phone (____) _____

Date _____

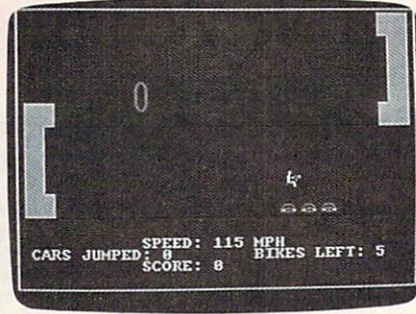
State _____ Zip _____



The Commodore 64 version of "Biker Dave" features a flaming hoop.



Press the space bar to accelerate the motorcycle in the IBM PC/PCjr version of "Biker Dave."



"Biker Dave" for Amiga computers.

```
DQ 1510 DATA32,130,200,32,40,2
      ,128,0
EH 1520 DATA0,48,0,0,96,0,0,19
      2
CA 1530 DATA0,1,128,0,1,128,0,
      3
DX 1540 DATA0,0,3,0,0,3,0,0
RJ 1550 DATA1,128,0,1,128,0,0,
      192
RB 1560 DATA0,0,96,0,0,48,0,0
MM 1570 DATA0,0,0,0,0,0,0,0
GS 1580 DATA0,0,0,0,0,0,3,0
CJ 1590 DATA0,15,0,0,63,0,0,25
      5
PR 1600 DATA0,3,255,0,15,255,0,
      63
JS 1610 DATA255,0,255,255,3,25
      5,255,0
XJ 1620 DATA0,0,0,0,0,0,0,0
CH 1630 DATA0,0,0,0,192,0,0,24
      0
XA 1640 DATA0,0,252,0,0,255,0,
      0
HF 1650 DATA255,192,0,255,240,
      0,255,252
CM 1660 DATA0,255,255,0,255,25
      5,192,0
MQ 1670 DATA0,0,0,0,0,15,0
KX 1680 DATA0,15,0,0,3,192,0,3
KJ 1690 DATA240,0,15,60,0,28,6
      1,64
RP 1700 DATA85,125,80,105,246,
      144,130,216
XG 1710 DATA32,130,56,32,40,2,
      128,0
SF 1720 DATA3,192,0,3,192,0,3,
      0
XS 1730 DATA0,3,245,0,3,5,64,3
JB 1740 DATA22,128,3,216,32,3,
      248,32
SD 1750 DATA21,114,128,90,112,
      0,96,176
DF 1760 DATA0,32,128,0,10,0,0,
      0
KA 1770 DATA0,60,0,0,60,0,0,12
RB 1780 DATA0,5,252,0,21,12,0,
      41
QJ 1790 DATA76,0,130,124,0,130,
      252,0
FK 1800 DATA40,213,64,0,218,80,
      0,224
AD 1810 DATA144,0,32,128,0,10,
      0,0
QS 1820 ML$="I]+CHR$(8)+"[X]
      <"+CHR$(3)+"[2]XJ"+CHR
      $(16)+CHR$(248)+"L[B]
      [T]" :POKE835,0
CD 1830 POKE836,208:POKE830,0:
      POKE831,216:POKE828,0:
      POKE829,56:POKE56334,0
GC 1840 POKEL,51:ML$=ML$:SYS(P
      EEK(51)+256*PEEK(52)):
      POKEL,55:POKE56334,1
```

```
KF 1850 FORI=12528TO12543:READ
      J:POKEI,J:NEXT:POKE532
      72,PEEK(53272)AND240OR
      12
EP 1860 FORI=0TO7:READA:C$(I)=
      CHR$(A):NEXT:RETURN
HG 1870 DATA 15,16,32,127,103,
      127,48,48
KK 1880 DATA 224,16,8,252,204,
      252,24,24
JF 1890 DATA5,28,31,144,153,15
      5,158,159
FE 1900 J=15744:FORI=0TO127:RE
      ADA:POKEJ+I,A:NEXT:RET
      URN
HH 1910 DATA81,64,0,102,69,0,1
      02,70
HM 1920 DATA69,26,70,89,22,69,
      169,105
GQ 1930 DATA145,164,22,161,164
      ,1,65,144
KM 1940 DATA64,0,148,80,0,73,1
      00,0
AE 1950 DATA25,100,0,36,24,0,1
      6,4
QP 1960 DATA0,20,64,0,41,80,0,
      36
QG 1970 DATA100,0,36,25,0,164,
      25,0
FA 1980 DATA80,6,128,0,1,64,0,
      1
HC 1990 DATA0,0,0,16,0,0,101,6
      9
SK 2000 DATA5,102,70,89,106,65
      ,164,25
GP 2010 DATA145,164,6,161,144,
      1,65,144
MG 2020 DATA80,0,64,100,0,5,24
      ,0
PP 2030 DATA25,24,0,41,24,0,20
      ,68
BP 2040 DATA0,0,80,0,5,100,0,2
      5
QC 2050 DATA100,0,36,25,0,164,
      5,0
QR 2060 DATA80,6,128,0,1,64,0,
      1
PB 2070 FORI=0TO57:READA:POKE8
      20+I,A:NEXT:SYS820:RET
      URN
CP 2080 DATA 120,169,65,141,20
      ,3,169,3,141,21
BJ 2090 DATA 3,88,96,173,27,21
      2,41,1,77,254
AX 2100 DATA 7,141,254,7,165,2
      03,201,60,208,15
SJ 2110 DATA 32,100,3,32,159,2
      55,165,203,201,60
JA 2120 DATA 208,247,32,103,3,
      76,49,234,32,159
AF 2130 DATA 255,165,203,201,6
      0,240,247,96
```

Program 3: IBM PC/PCjr Biker Dave

Version by Tim Midkiff, Editorial Programmer

```
QL 10 GOSUB 1200:GET(288,1)-(312
      ,17),T
FF 20 FOR I=1 TO 2500:NEXT:X=8:Y
      =5:PUT(X,Y),D0
DM 30 FOR I=1 TO 3:LOCATE 6,15:P
      RINT"GET READY":SOUND 1760
      ,5
QO 40 FOR J=1 TO 255:NEXT:LOCATE
      6,15:PRINT"
      "
NH 50 FOR J=1 TO 255:NEXT:NEXT:F
      OR I=1 TO 150:NEXT
IF 60 WHILE X<285 AND SP<S2
LK 70 X=X+INT(SP*.04)+1:K$=INKEY
      $:IF K$=B$ THEN SP=SP+5
MO 80 K$=INKEY$:IF K$=B$ THEN SP
      =SP+5
IP 90 LOCATE 21,19:PRINT SP:FOR
      I=1 TO 20-(SP MOD 25):NEXT
EF 100 SOUND SP*SO+37,..5
BI 110 IF SP>S1 THEN PUT(X,Y),D1
      ,PSET ELSE PUT(X,Y),D0,PS
      ET:IF X>265 THEN PUT(288,
      1),T,PSET
LF 120 PUT(288,1),T,PSET
EK 130 WEND
LF 140 IF SP>=S2 THEN 550
II 150 Y=69:C1=119+C*8
OB 160 WHILE X>C1
IA 170 X=X-INT(SP*.04)-1:K$=INKE
      Y$:IF K$=B$ THEN SP=SP+5
PA 180 LOCATE 21,19:PRINT SP:FOR
      I=1 TO 20-(SP MOD 25):NE
      XT
FH 190 SOUND SP*SO+37,..5
OH 200 PUT(X,Y),D2,PSET:PUT(288,
      65),T,PSET
DH 210 WEND
HF 220 DX=-3:DY=INT(DX*.35):K=0:
      MP=INT(((SP-JP)*.5+JP)*.1
      05)
IK 230 PUT(X,Y),D2:GOSUB 1010:PU
      T(X,Y),D3:C1=C1-9
CN 240 X1=X:X=X+DX:Y1=Y:Y=Y+DY:K
      =K+1:FOR I=1 TO 20-(SP MO
      D 25):NEXT
FA 250 SOUND SP*SO+37,..5
CI 260 IF X<98 THEN IF X>93 THEN
      IF Y<49 OR Y>57 THEN 480
QE 270 IF X<93 THEN IF Y>69 THEN
      PUT(X1,Y1),D3:Y=69:DY=0
KM 280 IF K=MP THEN DY=-DY*.3
KI 290 IF DY=0 THEN PUT(X,Y),D2,
      PSET ELSE PUT(X1,Y1),D3:P
      UT(X,Y),D3
BN 300 PUT(8,65),T,PSET:IF X<16
```

```

THEN 320
DG 310 GOTO 240
MG 320 C1=214-C*16:Y=133
NF 330 WHILE X<C1
EE 340 X=X+INT(SP*.04)+1:K#=INKE
Y#:IF K#=B$ THEN SP=SP+5
ID 350 LOCATE 21,19:PRINT SP:FOR
I=1 TO 20-(SP MOD 5):NEX
T
FD 360 SOUND SP*50+37,.5
OI 370 PUT(X,Y),D0,PSET:PUT(8,12
9),T,PSET
EG 380 WEND
CG 390 DX=4:DY=-INT(DX*.5):K=0
DI 400 PUT(X,Y),D0:GOSUB 1020:PU
T(X,Y),D1
IO 410 MP=INT(((SP-JP+C)*.5+JP+C
)*.105)
CL 420 X1=X:X=X+DX:Y1=Y:Y=Y+DY:K
=K+1:FOR I=1 TO 20-(SP MO
D 25):NEXT
FO 430 SOUND SP*50+37,.5
KC 440 IF X>296 THEN PUT(X1,Y1),
D1:GOTO 830
PD 450 IF Y>133 THEN Y=133:DY=0:
IF X<286 OR X>294 THEN 62
0 ELSE 690
EB 460 IF K=MP THEN DY=-INT(DY*.
3)
NP 470 PUT(X1,Y1),D1:PUT(X,Y),D1
:GOTO 420
LM 480 PUT(X1,Y1),D3:Y=69:K=0
EG 490 WHILE X>16
CG 500 X=X+DX:FOR I=1 TO 50-(SP
MOD 25):NEXT:SOUND SP*RN
D(1)+37,.1
LP 510 IF K=0 THEN PUT(X,Y),D3,P
SET:K=1 ELSE PUT(X,Y),D2,
PSET:K=0
EP 520 PUT(8,65),T,PSET
EO 530 WEND
HP 540 GOTO 830
JL 550 K=0:DX=3
NH 560 WHILE X<285
DE 570 X=X+DX:FOR I=1 TO 50-(SP
MOD 25):NEXT:SOUND SP*RN
D(1)+37,.1
DH 580 IF K=0 THEN PUT(X,Y),D0,P
SET:K=1 ELSE PUT(X,Y),D1,
PSET:K=0
MH 590 PUT(288,1),T,PSET
EJ 600 WEND
HK 610 GOTO 830
IG 620 K=0:DX=3
IF 630 WHILE X<296
KH 640 IF K=0 THEN PUT(X1,Y),D1:
PUT(X,Y),D0:K=1 ELSE PUT(
X1,Y),D0:PUT(X,Y),D1:K=0
QL 650 X1=X:X=X+DX:FOR I=1 TO 50
-(SP MOD 25):NEXT:SOUND S
P*RN(1)+37,.1
EF 660 WEND
NH 670 IF K=0 THEN PUT(X1,Y),D1
ELSE PUT(X1,Y),D0
II 680 GOTO 830
QN 690 PUT(X1,Y1),D1:PUT(X1,Y),D
0
IA 700 WHILE X<296
LA 710 PUT(X1,Y),D0:PUT(X,Y),D0
CL 720 X1=X:X=X+DX:FOR I=1 TO 20
-(SP MOD 5):NEXT
EA 730 WEND
FE 740 PUT(X1,Y),D0
NH 750 LOCATE 22,14:PRINT TC:C=C
+1:TC=TC+C:S=2*(C*10-TR*5
):TR=2
EL 760 S1=RN(1)*10+36+8*C:S2=RN
D(1)*15+81+8*C:JP=RN(1)*
20+90
LM 770 FOR I=T TO T+S STEP 5
LL 780 LOCATE 23,19:PRINT I:SOUN
D 220,.1:FOR J=1 TO 50:NE
XT

```

```

IP 790 NEXT:T=T+S
HD 800 C1=104+(C-1)*8:PUT(C1,71)
,R1:GOSUB 1010
NJ 810 C1=236-(C-1)*16:PUT(C1,13
5),R2:GOSUB 1020:GOSUB 10
30
IE 820 GOTO 850
GD 830 BI=BI-1:SOUND 440,8
BN 840 IF BI>0 THEN TR=TR+1:LOCA
TE 22,35:PRINT BI ELSE 10
40
JB 850 SP=5:POKE 1050,PEEK(1052)
JL 860 LOCATE 21,19:PRINT" 0 ":
GOTO 20
JJ 870 LINE(8,17)-(288,17),3
BI 880 DRAW"C1U16R24D80L24U16RBU
48LBBEBP1,1"
OI 890 LINE(288,81)-(32,81),3
KE 900 DRAW"C1U16L24D80R24U16LBU
48RBBBHP1,1"
NP 910 LINE(32,145)-(320,145),3
MH 920 DRAW"C3BM292,144M-34,-9D9
BE1P3,3"
NH 930 PUT(101,46),H2:PUT(108,46
),H1
DE 940 LOCATE 21,13:PRINT"SPEED:
0 MPH"
DJ 950 PRINT" CARS JUMPED: 0
BIKES LEFT: 5"
DB 960 LOCATE 23,13:PRINT"SCORE:
0"
IP 970 DRAW"C3BM145,80M-17,-9D9B
E1P3,3":GET(128,71)-(145
,80),R1
GD 980 DRAW"C3BM188,144M+17,-9D9
BH1P3,3":GET(188,135)-(20
5,144),R2
MK 990 FOR C=1 TO 3:GOSUB 1030:N
EXT:C=3
IL 1000 RETURN
NJ 1010 C1=104+C*8:PUT(C1,71),R1
,PSET:RETURN
ID 1020 C1=236-C*16:PUT(C1,135),
R2,PSET:RETURN
PF 1030 C1=258-C*16:PUT(C1,137),
CA,PSET:RETURN
DO 1040 CLS:IF D THEN LOCATE 5,5
:PRINT"CONSIDER YOURSELF
KING BIKER!":GOTO 1060
LL 1050 LOCATE 7,4:PRINT"YOU HAV
E WRECKED YOUR LAST BIKE
!"
JE 1060 LOCATE 9,5:PRINT"YOU SUC
CESSFULLY JUMPED":TC=C;"
CARS"
LK 1070 LOCATE 11,11:PRINT"FINAL
SCORE IS":T
QP 1080 LOCATE 14,8:PRINT"PRESS
SPACE TO PLAY AGAIN"
QQ 1090 WHILE K#<B$:K#=INKEY$:W
END
DC 1100 RUN
IA 1110 RETURN
FB 1120 READ X,Y:E=(4+INT((X+7)/
B)*Y)/2:DIM D0(E):D0(0)=
X:D0(1)=Y:FOR I=2 TO E:R
EAD A$:D0(I)=VAL("&H"+A$
):NEXT
EP 1130 READ X,Y:E=(4+INT((X+7)/
B)*Y)/2:DIM D1(E):D1(0)=
X:D1(1)=Y:FOR I=2 TO E:R
EAD A$:D1(I)=VAL("&H"+A$
):NEXT
DN 1140 READ X,Y:E=(4+INT((X+7)/
B)*Y)/2:DIM D2(E):D2(0)=
X:D2(1)=Y:FOR I=2 TO E:R
EAD A$:D2(I)=VAL("&H"+A$
):NEXT
CL 1150 READ X,Y:E=(4+INT((X+7)/
B)*Y)/2:DIM D3(E):D3(0)=
X:D3(1)=Y:FOR I=2 TO E:R
EAD A$:D3(I)=VAL("&H"+A$
):NEXT

```

```

OE 1160 READ X,Y:E=(4+INT((X+7)/
B)*Y)/2:DIM H1(E):H1(0)=
X:H1(1)=Y:FOR I=2 TO E:R
EAD A$:H1(I)=VAL("&H"+A$
):NEXT
NC 1170 READ X,Y:E=(4+INT((X+7)/
B)*Y)/2:DIM H2(E):H2(0)=
X:H2(1)=Y:FOR I=2 TO E:R
EAD A$:H2(I)=VAL("&H"+A$
):NEXT
BH 1180 READ X,Y:E=(4+INT((X+7)/
B)*Y)/2:DIM CA(E):CA(0)=
X:CA(1)=Y:FOR I=2 TO E:R
EAD A$:CA(I)=VAL("&H"+A$
):NEXT
KI 1190 RETURN
PH 1200 KEY OFF:DEF SEG=0:DEFINT
A-Z:DIM T(100),R1(49),R
2(49)
QN 1210 SCREEN 1,0:COLOR 0,1:CLS
:RANDOMIZE TIMER
OI 1220 GOSUB 1120:GOSUB 870
LF 1230 SP=5:B$="" :S1=70:S2=110
:JP=100:BI=5:T=0:TR=1:S=
0:TC=3:SO=.5
JL 1240 RETURN
PC 1250 DATA 48,12,0,0,0,0,300,C
0
ML 1260 DATA 0,300,C0,0,300,0,0,
F00
PP 1270 DATA 40C1,0,3C00,50FF,0,
FC00,1400,0
KA 1280 DATA FF05,5545,0,AF1A,A9
DA,0,B28,AEB
KH 1290 DATA 0,F28,A28,0,A00A,AB
0A,0
OB 1300 DATA 48,12,0,3C,0,0,53C,
54
ID 1310 DATA 0,3C0C,4015,0,F00F,
AB5A,0,F
JN 1320 DATA A68,0,50F,A68,0,FD0
F,AB0A,0
OI 1330 DATA FF07,C0,0,AB16,C0,0
,31A,80
ED 1340 DATA 0,20A,80,0,AA02,0,0
MH 1350 DATA 48,12,0,0,0,300,C0,
0
CP 1360 DATA 300,C0,0,0,C0,0,430
1,F0
EO 1370 DATA 0,FF05,3C,0,14,3F,0
,5055
KI 1380 DATA 50FF,0,A76A,A4FA,0,
2BA0,2BE0,0
IH 1390 DATA 2BA0,2BF0,0,A02A,A0
0A,0,0
JB 1400 DATA 48,12,0,3C00,0,1500
,3C50,0
OA 1410 DATA 5401,303C,0,A52A,F0
0F,0,29A0,F000
FK 1420 DATA 0,29A0,F050,0,A02A,
F07F,0,300
FJ 1430 DATA D0FF,0,300,94EA,0,3
00,A480,0
JD 1440 DATA 200,A080,0,0,80AA,0
,0
OC 1450 DATA 12,23,80,28,A,A,800
2,8002
CI 1460 DATA 8002,A000,A000,A000
,A000,A000,A000,A000
JN 1470 DATA A000,A000,8002,8002
,8002,A,A,28
LN 1480 DATA 80,0
NK 1490 DATA 14,23,2800,8002,A,A
,28,28
LC 1500 DATA 28,A0,A0,A0,A0,A0,A
0,A0
IL 1510 DATA A0,A0,28,28,28,A,A,
8002
ID 1520 DATA 2800,0
II 1530 DATA 24,8,AA02,880,2000,
20,AA08,AAA
DB 1540 DATA BC,AA3E,AAAA,14,141
4,1400,0

```

Program 4: Amiga Biker

Dave

Version by Tim Midkiff, Editorial Programmer

GOSUB Initialize

Setup:

COLOR 3,0:CLS:RANDOMIZE TIMER

GOSUB IntScreen

sp=5:bs="":s1=70:s2=110:jp=100:
bi=5:t=0:tr=1:s=0:tc=3:so=10:f=1
000

FOR i=0 TO 255:IF i<128 THEN pw(i)=127 ELSE pw(i)=-128:NEXT:WAVE 3,pw
GET(283,1)-(307,17),t

StartRun:

FOR i=1 TO 500:NEXT:x=7:y=4:PUT(x,y),d0
FOR i=1 TO 3:LOCATE 6,15:PRINT"GET READY":SOUND 1760,2
FOR j=1 TO 250:NEXT:LOCATE 6,15:PRINT"

FOR j=1 TO 250:NEXT:NEXT:FOR i=1 TO 150:NEXT
WHILE x<280 AND sp<s2
x=x+INT(sp*.04)+1:IF MOUSE(0)<>0 THEN sp=sp+5
LOCATE 21,19:PRINT sp:FOR i=1 TO 20-(sp MOD 25):NEXT
SOUND sp*so+f,.04,,3
IF sp>s1 THEN PUT(x,y),d1,PSET ELSE PUT(x,y),d0,PSET
PUT(283,1),t,PSET
WEND

IF sp>s2 THEN CrashRight1

JumpLeft:

y=68:c1=114+c*8
WHILE x>c1
x=x-INT(sp*.04)-1:IF MOUSE(0)<>0 THEN sp=sp+5
LOCATE 21,19:PRINT sp:FOR i=1 TO 20-(sp MOD 25):NEXT
SOUND sp*so+f,.02,,3
PUT(x,y),d2,PSET:PUT(283,65),t,PSET
WEND

dx=-3:dy=INT(dx*.35):k=0:mp=INT((sp-jp)*.5+jp)*.105
PUT(x,y),d2:GOSUB Ramp1:PUT(x,y),d3:c1=c1-9
l0 xl=x:x+dx:yl=y:y+dy:k=k+1:FOR i=1 TO 20-(sp MOD 25):NEXT
SOUND sp*so+f,.02,,3
IF x<93 THEN IF x>88 THEN IF y<48 OR y>56 THEN CrashLeft
IF x<88 THEN IF y>68 THEN PUT(x,y),d3:y=68:dy=0
IF k=mp THEN dy=-dy*.3
IF dy=0 THEN PUT(x,y),d2,PSET ELSE PUT(x,y),d3:PUT(x,y),d3
PUT(3,65),t,PSET:IF x<11 THEN PUT(92,50),hp,PSET:GOTO JumpRight
GOTO l0

JumpRight:



c1=209-c*16:y=132
WHILE x<c1
x=x+INT(sp*.04)+1:IF MOUSE(0)<>0 THEN sp=sp+5
LOCATE 21,19:PRINT sp:FOR i=1 TO 20-(sp MOD 5):NEXT
SOUND sp*so+f,.02,,3
PUT(x,y),d0,PSET:PUT(3,129),t,PSET
WEND

dx=4:dy=-INT(dx*.5):k=0
PUT(x,y),d0:GOSUB Ramp2:PUT(x,y)

,d1
mp=INT((sp-jp)*.5+jp)*.105
20 xl=x:x+dx:yl=y:y+dy:k=k+1:FOR i=1 TO 20-(sp MOD 25):NEXT
SOUND sp*so+f,.02,,3
IF x>291 THEN PUT(x,y),d1:GOTO ResetGame
IF y>132 THEN y=132:dy=0:IF x<280 OR x>289 THEN CrashRight2 ELSE GoodJump
IF k=mp THEN dy=-INT(dy*.3)
PUT(x,y),d1:PUT(x,y),d1:GOTO 20
CrashLeft:
PUT(x,y),d3:y=68:k=0
WHILE x>114
x=x+dx:FOR i=1 TO 50-(sp MOD 25):NEXT:SOUND RND*250*so+f,.02,,3
IF k=0 THEN PUT(x,y),d3,PSET:k=1 ELSE PUT(x,y),d2,PSET:k=0
PUT(3,65),t,PSET:PUT(92,50),hp,PSET
WEND
GOTO ResetGame
CrashRight1:
k=0:dx=3
WHILE x<280
x=x+dx:FOR i=1 TO 50-(sp MOD 25):NEXT:SOUND RND*250*so+f,.02,,3
IF k=0 THEN PUT(x,y),d0,PSET:k=1 ELSE PUT(x,y),d1,PSET:k=0
PUT(283,1),t,PSET
WEND
GOTO ResetGame
CrashRight2:
k=0:dx=3
WHILE x<291
IF k=0 THEN PUT(x,y),d1:PUT(x,y),d0:k=1 ELSE PUT(x,y),d0:PUT(x,y),d1:k=0
xl=x:x+dx:FOR i=1 TO 50-(sp MOD 25):NEXT:SOUND RND*250*so+f,.02,,3
WEND
IF k=0 THEN PUT(x,y),d1 ELSE PUT(x,y),d0
GOTO ResetGame
GoodJump:
PUT(x,y),d1:PUT(x,y),d0
WHILE x<291
PUT(x,y),d0:PUT(x,y),d0
xl=x:x+dx:FOR i=1 TO 20-(sp MOD 5):NEXT
WEND
PUT(x,y),d0
LOCATE 22,14:PRINT tc:c=c+1:tc=t+c:s=2*(c*10-tr*5):tr=2
s1=RND*10+36+8*c:s2=RND*15+81+8*c:jp=RND*20+90
FOR i=t TO t+s STEP 5
LOCATE 23,19:PRINT i:SOUND 15000,.001,,3:FOR j=1 TO 50:NEXT
NEXT:t=t+s:IF c>9 THEN d=1:EndGame
c1=99+(c-1)*8:PUT(c1,71),r1:GOSUB Ramp1
c1=231-(c-1)*16:PUT(c1,135),r2:GOSUB Ramp2:GOSUB AddCar
GOTO 30
ResetGame:
bi=bi-1:j=3
FOR i=1 TO 16:FOR k=1 TO 255:NEXT
SOUND 200,.5,RND*255
SCROLL(0,0)-(311,153),j,j:j=-j
NEXT

30 IF bi>0 THEN tr=tr+1:LOCATE 22,35:PRINT bi ELSE EndGame
sp=5
LOCATE 21,19:PRINT "0":GOTO StartRun
IntScreen:
LINE(3,17)-(282,17),2
LINE(282,81)-(28,81),2
LINE(28,145)-(319,145),2
COLOR 2
AREA(287,144):AREA(253,135):AREA(253,144):AREAFILL
PUT(92,50),hp
AREA(140,80):AREA(123,71):AREA(123,80):AREAFILL
GET(123,71)-(140,80),r1
AREA(183,144):AREA(200,135):AREA(200,144):AREAFILL
GET(183,135)-(200,144),r2
FOR c=1 TO 3:GOSUB AddCar:NEXT:c=3
COLOR 1
AREA(283,17):AREA(283,1):AREA(308,1):AREA(308,81):AREA(283,81)
AREA(283,65):AREA(291,65):AREA(291,17):AREA(283,17):AREAFILL
AREA(27,81):AREA(27,65):AREA(3,65):AREA(3,145):AREA(27,145)
AREA(27,129):AREA(19,129):AREA(19,81):AREA(27,81):AREAFILL
LOCATE 21,13:PRINT" SPEED: 0 MPH"
PRINT" CARS JUMPED: 0 BIKES LEFT: 5"
LOCATE 23,13:PRINT" SCORE: 0"
RETURN
Ramp1:c1=99+c*8:PUT(c1,71),r1,PSET:RETURN
Ramp2:c1=231-c*16:PUT(c1,135),r2,PSET:RETURN
AddCar:c1=253-c*16:PUT(c1,137),a0,PSET:RETURN
EndGame:
CLS:COLOR 3
IF d THEN
LOCATE 5,5:PRINT"CONSIDER YOURSELF KING BIKER!"
ELSE
LOCATE 7,4:PRINT"YOU HAVE WRECKED YOUR LAST BIKE!"
END IF
COLOR 1:LOCATE 9,5:PRINT"YOU SUCCESSFULLY JUMPED";tc-c;"CARS"
LOCATE 11,11:PRINT"FINAL SCORE IS";t:COLOR 3
LOCATE 14,8:PRINT"PRESS BUTTON TO PLAY AGAIN":i=MOUSE(0)
WHILE MOUSE(0)=0:WEND
GOTO Setup
Initialize:
DEFINT a-z:DEFSNG r,g,b:DIM t(100),r1(49),r2(49),pw(255),nw(255)
SCREEN 1,320,200,2,14
WINDOW 3,"",0,0)-(311,185),16,1
WINDOW OUTPUT 34
WIDTH 40:RESTORE PaletteData:FOR i=0 TO 3:READ r,g,b:PALETTE i,r,g,b:NEXT
PaletteData:
DATA .13,0,.73,.9,.9,0,0,0,.8,.2,0
DaveRight:
DIM d0(55):RESTORE DaveRight
FOR i=0 TO 55:READ a:d0(i)=VAL("&H"+a\$):NEXT

GET THE MOST From Your Computer!



Two new books from COMPUTE! bring you innovative ideas to exploit the capabilities of your computer to the fullest and to make use of it in ways you didn't know were possible. There's an in-depth look at desktop publishing—how to get started and how to set up your publication. A compendium of special software tells you where to purchase inexpensive software that will open up a new world of applications. The information is non-machine-specific and is designed for beginning to advanced computer users.

The Complete Desktop Publisher

Daniel J. Makuta and William F. Lawrence

A comprehensive reference and guide to what is fast becoming one of the most popular uses of computers, this book guides the novice through the intricacies of desktop publishing. Clearly written and understandable, this guide covers all the basics of typography, layout, and design. Sample formats and layout grids make it easy to get started. Details on using graphics to enhance publications, discussions of the desktop publishing software currently available, and comparisons of laser printers, typesetters, and other printing devices give you everything you need to make intelligent decisions. Chapters outline the elements of fitting copy, proofreading, binding and folding, and media conversion. You'll also find a wealth of information on telecommunications—how to transmit your publication for typesetting or printing—as well as tips on dealing with outside design agencies, typographers, and printers. The definitive guide.

\$19.95 ISBN 0-87455-065-3

I Didn't Know You Could Do That with a Computer!

Dan Gutman

There's more to computers than processing words, juggling numbers in a spreadsheet, or filing records in a database. A world of unusual, practical, and amazing computer programs is available which can help you do anything from planting a garden to writing a will. These programs range from the simply fascinating to the outright esoteric. More than 100 little-known, yet intriguing commercial software packages are evaluated and reviewed: programs which can plot your astrological future, show you the night skies, plan your next road trip, help you raise your child, and give you the edge at the racetrack. Entertaining—certainly unique—this book puts an end once and for all to the question "Now that I have a computer, what do I do with it?"

\$14.95 ISBN 0-87455-066-1

Look for these books at your local computer or book store.

Or, to order directly from COMPUTE!, call toll-free 800-346-6767 (in NY 212-887-8525), or write COMPUTE! Books, P.O. Box 5038, F.D.R. Station, New York, NY 10150. Please include \$2.00 shipping per book for U.S. and surface mail; \$5.00 airmail. North Carolina residents add 4.5 percent sales tax. New York residents add 8.25 percent sales tax.

Please allow 4-6 weeks for delivery.

COMPUTE! Publications, Inc. 

Part of ABC Consumer Magazines, Inc.
One of the ABC Publishing Companies
825 7th Avenue, 6th Floor, New York, NY 10019
Publishers of COMPUTE! COMPUTE!'s Gazette, COMPUTE!'s Gazette Disk, COMPUTE! Books, COMPUTE!'s Apple Applications, and COMPUTE!'s Atari ST Disk and Magazine.

COMPUTE! books are available in the U.K., Europe, the Middle East, and Africa from Holt Saunders, Ltd., 1 St. Anne's Road, Eastbourne, East Sussex BN21 3UN, England, and in Canada from McGraw-Hill, Ryerson Ltd., 330 Progress Ave., Scarborough, Ontario, Canada M1P 2Z5.



SUPER VALUES

PROTECTO ENTERPRISES



C-128 DOUBLE SIDED DISKS

.44 ea.

100% Certified 5 1/4" floppy disks. Lifetime Warranty, automatic lint cleaning liner included. 1 Box of 10 \$4.90 List \$1.99 ea. SALE \$.44 ea.

VOICE SYNTHESIZER

\$39.95

List \$89

Just plug it in and you can program words and sentences, adjust volume and pitch, make talking adventure games, sound action games and customized talkies! PLUS (\$19.95 value) TEXT TO SPEECH program included FREE. (Disk or Tape) List \$89.00 SALE \$39.95

VOICE COMMAND MODULE

\$39.95

List \$80

The VCM is a speech recognition device that lets you give commands to your C-64 with your voice. List \$79.95 SALE \$39.95

SUPER AUTO DIAL MODEM

\$29.95

List \$99

Easier to use than dialing your telephone. Features on-line clock, dialing from keyboard, capture and display high resolution characters, and much more. Includes exclusive easy to use program for up and down loading to printer and disk drives. Best in U.S.A. List \$99.00 SALE \$29.95

1200 BAUD MODEM

\$79.95

List \$199

Same features as the above modem along with C-128 mode and 1200 Baud speed. List \$199.00 SALE \$79.95

SOFTWARE

ACCESS	
ACTION PACK (D)	\$14.95
LEADER BOARD (D)	23.95
COURSES FOR LEADER BOARD (D)	13.95
MACH 5 (C)	19.95
MACH 128 (C)	28.95
TENTH FRAME (D)	23.95
ACCOLADE	
ACE OF ACES (D)	\$18.95
DAM BUSTERS (D)	18.95
ACCOLADE FOOTBALL (D)	19.95
FIGHT NIGHT (D)	18.95
HARDBALL (D)	18.95
LAW OF THE WEST (D)	18.95
KILLED UNTIL DEAD (D)	19.95
COSMI	
SUPER HUEY II (D)	\$14.95
TALLADEGA (D)	12.95
BEYOND FORBIDDEN FOREST (D)	14.95

BCI	
PRO GOLF BY TOM WEISKOPF (D)	\$11.95
MR. TESTER (D)	5.95
PRINTERS LIB. 1 (D)	8.95
PRINTERS LIB. 2 (D)	8.95
DATABASE MGR./PLUS FOR C128 (D)	14.95
TASK FORCE (D)	4.95
BRODERBUND	
PRINT SHOP (D)	\$27.95
GRAPHICS LIB. 1, 2 or 3 (D)	15.95
COMPANION (D)	22.95
TOY SHOP (D)	39.95
WHERE IS CARMEN SAN DIEGO (D)	21.95
GRAPHICS LIB. HOLIDAY ED. (D)	15.95
DATA EAST	
COMMANDO (D)	\$22.95
KARATE CHAMP (D)	22.95
KUNG FU MASTER (D)	22.95
DATA SOFT	
BAKER STREET (D)	\$18.95
MERCENARY (D)	18.95
NEVER ENDING STORY (D)	18.95
MIND PURSUIT (D)	18.95
VIDEO TITLE SHOP (D)	18.95
THEATRE EUROPE (D)	19.95
DESIGNWARE	
BODY TRANSPARENT (D)	\$26.95
EUROPEAN NATIONS & LOCATIONS (D)	19.95
STATES AND TRAITS (D)	19.95
ELECTRONIC ARTS	
HEART OF AFRICA (D)	\$9.95
ONE ON ONE (D)	9.95
PINBALL CONSTRUCTION (D)	9.95
MUSIC CONSTRUCTION (D)	9.95
RACING DESTRUCTION (D)	9.95
MARBLE MADNESS (D)	24.95
CHESSMASTER (D)	26.95
BATTLEFRONT (D)	26.95
LORDS OF CONQUEST (D)	22.95
BLUE CHIP	
BARON (D)	\$16.95
MILLIONAIRE (D)	16.95
TYCOON (D)	16.95
EPYX	
CHAMPIONSHIP WRESTLING (D)	\$23.95
FAST LOAD (C)	22.95
MOVIE MONSTER (D)	23.95
WINTER GAMES (D)	23.95
WORLD GAMES (D)	24.95
WORLD KARATE (D)	17.95
WORLD'S GREATEST FOOTBALL (D)	22.95
FIREBIRD	
COLOSSUS CHESS (D)	\$22.95
ELITE 64 (D)	22.95
FRANKIE GOES TO HOLLYWOOD (D)	22.95
BATTLE OF BRITAIN/BATTLE OF MIDWAY (D)	9.95
IWO JIMA/FAULKLANDS (D)	9.95
TALKING TEACHER (D)	24.95
HI-TECH EXPRESSIONS	
CARD WARE (D)	\$7.95
HEART WARE (D)	7.95
PARTY WARE (D)	9.95
WARE WITH ALL KIT (D)	9.95
JINGLE DISK (D)	4.95
HOLIDAY PRINT PAPER (D)	7.95
SUB-LOGIC	
FLIGHT SIMULATOR II (D)	\$31.95
JET (D)	26.95
FOOTBALL (D)	27.95
BASEBALL (D)	31.95
S.S.I.	
ROADWAR 2000 (D)	\$23.95
BATTLE OF ANTIETAM (D)	31.95
GETTYSBURG (D)	35.95
MECH BRIGADE (D)	35.95
NAM (D)	23.95
U.S.A.A.F. (D)	35.95
KAMPFGRUPPE (D)	35.95
WAR SHIP (D)	35.95
HAYDEN	
SARGON II (D)	\$9.95
SAT VERBAL (D)	14.95
SAT MATH (D)	14.95
SAT PRACTICE TEST (D)	14.95
SOFTSYNC	
ACCOUNTANT, INC. C128 (D)	\$89.95
DESK MANAGER (D)	24.95
KID PRO QUO (D)	18.95
MODEL DIET (D)	18.95
TRIO C64 (D)	32.95
SPINNAKER	
DELTA DRAWING (C)	\$4.95
NUMBER TUMBLERS (C)	4.95
SEA SPELLER (C)	4.95
UP & ADD'EM (C)	4.95

BEST SERVICE IN THE U.S.A. • 90 DAY REPLACEMENT WARRANTY • ONE DAY EXPRESS MAIL • 15 DAY FREE TRIAL • OVER 500 PROGRAMS • A CUSTOMER LIST OF OVER 3,000,000 LARGEST IN THE U.S.A.

CALL FOR FREE CATALOG WITH \$2.00 OFF COUPON!

SPECIAL BONUS COUPON

We pack a special software discount coupon with every Commodore 64 Computer, Disk Drive, Printer, or Monitor we sell! This coupon allows you to SAVE OVER \$250 off sale prices!

(EXAMPLES)

PROFESSIONAL SOFTWARE COMMODORE 64

Name	List	Sale	Coupon
Paper Clip	\$59.95	\$34.95	\$29.95
Consultant	\$59.95	\$34.95	\$29.95
Leader Board	\$39.95	\$22.95	\$21.95
The Print Shop	\$44.95	\$27.95	\$25.95
Bop 'N' Wrestle	\$39.95	\$19.95	\$18.95
Super Huey	\$19.95	\$12.95	\$11.95
Voice Command Module	\$79.95	\$39.95	\$34.95
Nine Princes in Amber	\$32.95	\$20.95	\$19.95
Super Bowl Sunday	\$35.00	\$19.95	\$17.95
Flip and File Disk Filer	\$24.95	\$14.95	\$12.95
Pro Joystick	\$19.95	\$12.95	\$10.00
Party Ware	\$19.95	\$14.95	\$9.95
Dust Cover	\$ 8.95	\$ 5.95	\$ 3.95
Financial Planner	\$49.95	\$29.95	\$25.95
Hardball	\$29.95	\$17.95	\$16.95
C64 Troubleshoot & Repair Guide	\$24.95	\$12.95	\$10.95

(See over 100 coupon items in our catalog.)

Write or Call for sample Special Software Coupon!

PHONE ORDERS

8 a.m. - 8 p.m. C.S.T. Weekdays
9 a.m. - 12 noon C.S.T. Saturdays
(312) 382-5244

Add \$3.00 for shipping, handling, and insurance. Illinois residents please add 6 1/2% sales tax. Add \$6.00 for CANADA, PUERTO RICO, HAWAII, ALASKA, APO-FPO orders. All orders must be in U.S. Dollars. WE DO NOT EXPORT TO OTHER COUNTRIES EXCEPT CANADA. Enclose Cashier Check, Money Order or Personal Check. Allow 14 days for delivery, 2 to 7 days for phone orders, 1 day express mail. Prices & Availability subject to change without notice. Hardware shipping prices vary according to weight. Please call for amount.

VISA—MASTER CARD—C.O.D.

C.O.D. on phone orders only.


THE PROTECTO WARRANTY

All Protecto's products carry a minimum 90 day warranty. If anything fails within 90 days from the date of purchase, simply send your product to us via United Parcel Service prepaid. We will IMMEDIATELY send you a replacement at no charge via United Parcel Service prepaid. This warranty proves once again that *We Love Our Customers.*



SUPER DEALS

(312) 382-5244 TO ORDER



**COMMODORE 64
COMPUTER
\$99.00*** List \$299

*You pay only \$99.00 for the Commodore 64 when you purchase a Pocket Writer 64 word processor for only \$39.95. List \$299.00 SALE \$99.00

**1541 DISK DRIVE
\$179.00** List \$249

To run all that software and add to the prestige of your system, you'll want the 1541 disk drive. Runs all of the 3,000 plus pieces of software for the Commodore 64. List \$249.00 SALE \$179.00



**COMMODORE 128
COMPUTER
\$289.00** List \$399

This powerful 128K computer has three modes. One for C-64 software, one for C-128 software, and one for CP/M business software. List \$399.00 SALE \$289.00

**340K 1571 COMMODORE
DISK DRIVE
\$259.00** List \$349

Double sided, single disk drive for the C-128 allows you to use the C-128 mode plus CPM mode. 17 times faster than the 1541, and runs all the 1541 formats. List \$349.00 SALE \$259.00

**PRINTER/TYPEWRITER
COMBINATION
\$199.95** List \$299

Superb letter quality daisy wheel printer/typewriter combination, just a flick of the switch to interchange. Extra large carriage, typewriter keyboard, automatic margin control, compact, lightweight, drop in cassette ribbon! (90 day warranty) Centronics Parrallel Interface is built in. List 299.00 SALE \$199.95

**10" COMSTAR 1000
PRINTER
\$179.95** List \$349

This is one of the best values in the United States today. Print letters, documents, programs, and more at 100 characters per second or 20 cps in Near Letter quality mode. Some features are dot addressable graphics, adjustable tractor and friction feed, margin settings, pica, elite, condensed, italics, super & subscript, underline, bold, and double strike. List \$349.00 SALE \$179.95

**CALL BEFORE YOU ORDER: • OUR PRICES MAY BE LOWER
& AND WE OFFER SPECIAL SYSTEM DEALS •**


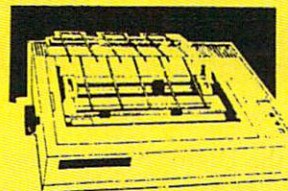
**BIG BLUE PRINTER
\$39.95** List \$199.00

This is the affordable printer you have been waiting for! This 8½" letter size, 80 column thermal printer features upper and lower case, underline, graphics, word processing, and much more. List \$199.00 SALE \$39.95




**PREMIUM QUALITY
150-170 CPS COMSTAR
AERO 160 PRINTER
\$199.00** List \$499

The Comstar Aero 160 gives you a 10" carriage, 150-170 CPS, 9x9 dot matrix with double strike capability for 18x18 dot matrix (near letter quality), high resolution bit image (120x144 dot matrix), underline, back spacing, left and right margin setting, true lower descenders with super and subscripts, prints standard, block graphics and special characters. It gives you print quality and features found on printers costing twice as much! (Centronics Parrallel Interface) List \$499.00 SALE \$199.00



**12" 80 COLUMN
MONITOR
\$79.95** List \$129

Super High Resolution green screen monitor. 80 columns x 24 lines, easy to read, plus speaker for audio sound included. Fantastic value. List \$129.00 SALE \$79.95



**14" RGB & COMPOSITE
COLOR MONITOR
\$239.95** List \$399

Must be used to get 80 columns in color with (RGB cable \$19.95) Add \$14.50 shipping. List \$399.00 SALE \$239.95

**13" COLOR MONITOR
\$139.95** List \$329

This premium quality monitor comes with speaker and audio hook up, High lines, front panel controls and much more. Can also be used with VCR. One year warranty. List \$329.00 SALE \$139.95

**TV TUNER
\$49.95** List \$130

This tuner has dual UHF/VHF selector switches, mute, automatic fine tuning and computer/TV selector switches. Hook it up between your computer and monitor! Inputs included for 300 ohm, 75 ohm, and UHF. List \$129.95 SALE \$49.95

ATTENTION

**COMPUTER CLUBS • DEALERS
We offer big volume discounts!
CALL TODAY**

PROTECTO

We Love Our Customers

22292 N. Pepper Rd., Barrington, Illinois 60010
(312) 382-5244 to order

Famous Comstar National Brand 10" Printer Sale


Includes Commodore

Near Letter Quality **Interface** *Near Letter Quality*

Best Value in the USA

- 100 CPS draft/20CPS near-letter quality • Dot Addressable Graphics • Adjustable Tractor and Friction Feed • Automatic Paper Loading • Right and Left Margin settings • Pica, Elite, Condensed, Italics • Superscript • Subscript • Underline, Bold print, Double Strike • Superb NEAR LETTER QUALITY

\$179⁹⁵



\$179⁹⁵

Easy to Use

Fantastic Graphics

2 Year Warranty

The Comstar 1000 is one of the best values in the United States today. Print your letters, documents, programs, pictures, and more at a blazing 100 Characters Per Second or 20 cps in the Near Letter quality mode. (Looks just like it came from a typewriter.) Plus, choose your printing mode (NLQ, Draft) from your wordprocessor or by simply pushing the controls on the front panel. Fantastic Quality at a Fantastic Price. List \$349.00 SALE \$179.95.

Print Method

Serial impact dot matrix (9 pin)

Print Speed

Draft- 100 CPS NLQ- 20 CPS

Character Sets

96 ASCII Characters, Marker, Symbols (includes italic font)

Ribbon (Life exp.)

Black: cassette (2.5 million characters)

Dimensions

15.4 (W) x 10.9 (D) x 4.7 (H) Inch

Weight

Approx. 10 lbs

Character Spacing

Fixed

Line Spacing

1/6, 1/8, 7/72, and 1/216 inch

Paper Feed

Adjustable tractor and friction feed

Paper feeding Direction

Bi-directional

Copies

2 plus original

Supply is Limited so Buy Today

Add \$10.00 for shipping, handling and insurance. Illinois residents please add 6% tax. Add \$20.00 for CANADA, PUERTO RICO, HAWAII, ALASKA, APO-FPO orders. Canadian orders must be in U.S. dollars. WE DO NOT EXPORT TO OTHER COUNTRIES, EXCEPT CANADA.

Enclose Cashiers Check, Money Order or Personal Check. Allow 14 days for delivery, 2 to 7 days for phone orders. 1 day express mail!

VISA — MASTER CARD — C.O.D.

No C.O.D. to Canada, APO-FPO.

PROTECTO

We Love Our Customers

22292 N. Pepper Rd., Barrington, Illinois 60010

312/382-5244 to order

Famous National Brand

Commodore® Atari® Apple® IBM®

**We Like this Printer so much
We Bought Out the Factory.**

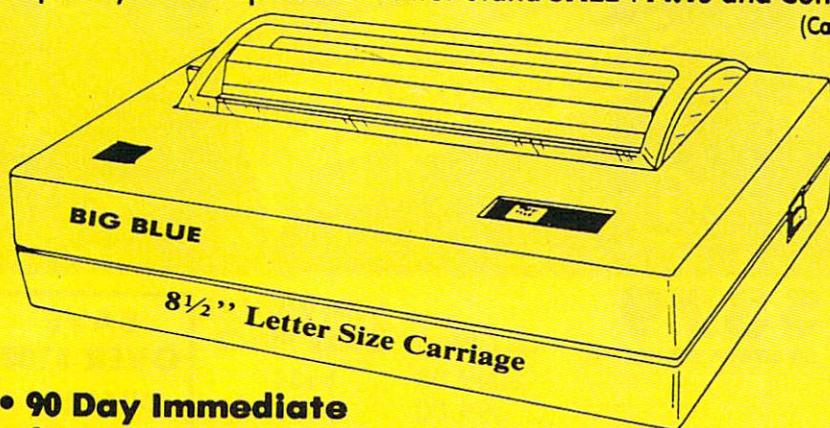
List \$199.00
Sale \$399.95

List \$199.00
Sale \$399.95

80 Column Printer Sale

- Word Processing • Program Listings • Graphics • Quiet Operation • Upper and Lower case • All points addressable Graphics • Underline • Enlarged • Much much More

Complete your set up with a Printer Stand **SALE \$14.95** and Complete Printer Care Kit **SALE \$19.95**
(Care Kit will add time to your printers life span.)



Super Print Quality

This printer was made by Canon® for the IBM PC and PCjr. The Big Blue printer comes ready to hook up to the serial port of the IBM® PC jr. Plus with low cost adapter cables you can connect the Big Blue printer to the Commodore® 64, 128, IBM® PC, IBM® XT, IBM® AT, IBM Compatibles, Apple® II, IIe, IIc, Apple Compatibles, Atari®, plus many more.

- 90 Day Immediate Replacement Warranty
- 15 Day Free Trial-Satisfaction or Money Back

Now you can have a full fledged 8½" letter size 80 column printer for less than the cost of a large box of paper. This printer uses advanced dot matrix, heat transfer technology to print upper and lower case (with true lower descenders), underline, enhanced, all points addressable graphics (works with Printshop) plus More. Print out pictures, program listings, wordprocessing pages, graphics and more. Perfect for the homeowner or student and definitely affordable. Fantastic Printer at an unbeatable price. List \$199.00 Sale \$39.95

Paper (2 Rolls) List \$19.95 Sale \$5.95

Intelligent Commodore Interface— Allows you to connect the Big Blue printer to the printer port of the Commodore 64 and 128 computer. Print Commodore graphics, use Printshop, Word processors and more... List \$49.95 Sale \$19.95

Intelligent Atari Interface— Allows you to connect the Big Blue printer to Atari computers (except 1200). Print Atari graphics, Printshop, word processors, and more... List \$49.95 Sale \$19.95

RS-232 Adapter— Adapts the Big Blue printer to be used with any IBM® PC, AT, XT, PCjr. Apple® II series RS-232 port. List \$19.95 Sale \$9.95

Laser128, Apple IIc interface— List \$24.95 Sale \$12.95

Printer Stand List \$24.95 Sale \$14.95 - Complete Printer Care Kit List \$29.95 Sale \$19.95

IBM, Apple, Canon, Commodore, Atari are trademarks of International Business Machines, Apple Computer, Canon Inc, Commodore Business Machines, Atari Inc. Respectively.

Add \$7.50 for shipping, handling and insurance. Illinois residents please add 6½% tax. Add \$15.00 for CANADA, PUERTO RICO, HAWAII, ALASKA and APO-FPO orders. All orders must be in U.S. dollars. WE DO NOT EXPORT TO OTHER COUNTRIES, EXCEPT CANADA. Enclose Cashier Check, Money Order or Personal Check. Allow 14 days for delivery, 2 to 7 days for phone orders, 1 day express mail! Prices & Availability subject to change without notice.
VISA — MASTER CARD — C.O.D. C.O.D. on phone orders only

PROTECTO

We Love Our Customers

22292 N. Pepper Rd., Barrington, Illinois 60010
312/382-5244 to order



152K *Lowest Price In The USA!* 152K

Computer System Sale

• Students • Word Processing • Home • Business

152K System **\$379***
(130XE System)

EDUCATE WITH ATARI

2



3



1

Limited Time
FREE Software w/ System Purchase*
Home Filing Mgr., Star Raiders,
Music Composer, Defender

LOOK AT ALL YOU GET FOR ONLY **\$379**
LIMITED QUANTITIES

\$379
SYSTEM PRICE

INDIVIDUAL
SALE PRICE

- ① Atari 130XE 152K Computer
- ② Atari 1050 127K Disk Drive
- ③ Atari 1027 Letter Quality 20 CPS Printer
- Super Atari Word Processor
- Atari BASIC Tutorial Manual

LIST PRICE	\$249.00
	299.00
	299.00
	59.95
	16.95
TOTALS	\$923.90
	\$512.75

SAVE OVER \$100
ALL 5 ONLY
\$379⁰⁰
SYSTEM SALE PRICE

All connecting cables & T.V. interface included.
☆ Monitors sold separately.

TOTALS

\$923.90

\$512.75

CALL FOR 1027 PRINTER REPLACEMENT OPTIONS

* Free software subject to substitution for other titles

Other Accessories

	List	Sale	
☆ 12" Hi Resolution Green Screen Monitor	\$199.00	\$79.95	Add \$9.95 for Connection Cables
☆ 13" Hi Resolution Color Monitor	\$399.00	\$139.95	Add \$10 for UPS

15 DAY FREE TRIAL. We give you 15 days to try out this ATARI COMPUTER SYSTEM!! If it doesn't meet your expectations, just send it back to us prepaid and we will refund your purchase price!! **90 DAY IMMEDIATE REPLACEMENT WARRANTY.** If any of the ATARI COMPUTER SYSTEM equipment or programs fail due to faulty workmanship or material within 90 days of purchase we will replace it IMMEDIATELY with no service charge!!

Best Prices • Over 1000 Programs and 500 Accessories Available • Best Service
• One Day Express Mail • Programming Knowledge • Technical Support

Add \$25.00 for shipping and handling!! Enclose Cashiers Check, Money Order or Personal Check. Allow 14 days for delivery. 2 to 7 days for phone orders. 1 day express mail! We accept Visa and MasterCard. Add \$25 if Air Mail. C.O.D. on phone orders only. Add \$50 for CANADA, PUERTO RICO, HAWAII, ALASKA, APO-FPO orders.

COMPUTER DIRECT

We Love Our Customers

22292 N. Pepper Rd., Barrington, Ill. 60010

312/382-5050 to order

Complete Apple® Compatible Word Processing System

Home • Business • Word Processing

Complete System
\$499.00

- 15 Day Free Trial
- 90 Day Warranty



Look At All You Get For Only \$499.00

- Laser 128 Apple Compatible Computer
- Big Blue 8½" Letter Size 80 Column Printer
- 9" Samsung Green Screen Monitor
- Magic Window IIe Word Processor
- Magicalc Spreadsheet
- Magic Memory Data Base
- Laser 128 Printer Interface
- 2 Rolls of Paper

List Price
\$499.00
199.00
129.95
150.00
150.00
60.00
19.95
19.95

Save
Over
\$700.00

Comparable Apple System (\$2495.00)

1227.85 All 8 Pieces only \$499.00

Magic Window IIe Word processing is easy and more efficient because of a simple-to-read menu system and editing commands. Many powerful features of professional quality programs and more. Supports virtually all major printer functions. Operates with most 80-column video cards or 40/70 column no-hardware modes.

Magicalc Rated as the best electronic spreadsheet on the market for Apple®. The speed with which Magicalc solves number problems allows you to accurately analyze decisions beforehand. Supports multiple RAM cards of most manufacturers in any combinations up to a full 512 K.

Magic Memory File anything, any way you want to: names, addresses, important numbers, dates and notes. Your information is organized simply, easy to maintain, and available instantly. Supports all popular printers and video cards.

Apple® is a registered trademark of Apple Computer Inc.

Add \$30.00 for shipping, handling, and insurance. Illinois residents please add 6½% sales tax. Add \$60.00 for CANADA, PUERTO RICO, HAWAII, ALASKA, APO-FPO orders. All orders must be in U.S. Dollars. WE DO NOT EXPORT TO OTHER COUNTRIES EXCEPT CANADA. Enclose Cashier Check, Money Order or Personal Check. Allow 14 days for delivery. 2 to 7 days for phone orders. 1 day express mail. Prices & Availability subject to change without notice.


VISA — MASTER CARD — C.O.D. C.O.D. on phone orders only.

Computer Direct

We Love Our Customers
22292 N. Pepper Rd., Barrington, Illinois 60010
312/382-5050 to order

SUPER Fall Releases

From COMPUTE! Books.



Get your fall computing off to a great start with these extraordinary new titles from COMPUTE! Books.

You can depend on COMPUTE! to provide you with top-quality, easy-to-use, and enjoyable applications, games, tutorials, and utilities for your favorite home computer.

COMPUTE!'s Second Book of IBM

Edited
\$14.95
ISBN 0-87455-046-7

The best games, applications, and utilities from COMPUTE! magazine and COMPUTE!'s PC & PCjr magazine fill the pages of this second collection for the IBM PC, PCjr, and PC XT. Like COMPUTE!'s First Book of IBM, this book has a variety of programs and articles for every IBM user. Each program has been fully tested and is ready to type in and use. There is also a disk available for \$12.95 which includes the programs in the book, 467BDSK.

Mastering Microsoft Works

Sharon Zardetto Aker
\$16.95
ISBN 0-87455-042-4

Microsoft Works offers a system of four integrated modules for home and business Macintosh users. This comprehensive reference guide and tutorial shows just some of the tasks which can be done efficiently and easily with Works, which includes a word processor, database, spreadsheet, telecommunications, and graphics. The book describes how to master Works—from creating form letters with the word processor to home and business budgets and tax forms with the spreadsheet. Integrating the modules is explained and illustrated. More than a tutorial, more than just a reference, *Mastering Microsoft Works* is the complete guide to this state-of-the-art software.

COMPUTE!'s Amiga Applications

Brian Flynn
\$16.95
ISBN 0-87455-053-X

More than two dozen applications for home and business, games for education or fun, and problem-solving tools for science and math—all written in Microsoft BASIC and all ready to type in and use on the Amiga personal computer. Every program takes advantage of the Amiga's powerful graphics and sound, and is as simple to operate as a click of the mouse. COMPUTE!'s Amiga Applications in BASIC—an instant library of high-quality Amiga software—offers everything from children's games to card filers, from a spreadsheet to a simple database. There is also a disk available for \$15.95 which includes the programs in the book, 53XBDSK.

Order these new books today. Call toll-free 800-346-6767 (in NY 212-887-8525) or write COMPUTE! Books, P.O. Box 5038, F.D.R. Station, New York, NY 10150.

NC residents please add 4.5 percent sales tax and NY residents add 8.25% sales tax.

Add \$2.00 shipping and handling per book or \$5.00 per book airmail.

Please allow 4-6 weeks for delivery after receipt of your order.

COMPUTE! Publications, Inc. 

Part of ABC Consumer Magazines, Inc.
One of the ABC Publishing Companies
Publishers of COMPUTE!, COMPUTE!'s Gazette, COMPUTE!'s Gazette Disk, COMPUTE! Books, COMPUTE!'s Atari ST Disk & Magazine, and COMPUTE!'s Apple Applications.

COMPUTE! books are available in the U.K., Europe, the Middle East, and Africa from Holt Saunders, Ltd., 1 St. Anne's Road, Eastbourne, East Sussex BN21 3UN, England, and in Canada from McGraw-Hill, Ryerson Ltd., 330 Progress Ave., Scarborough, Ontario, Canada M1P 2Z5.

```

DATA 19,D,2,0,40,0,6000,0<
DATA 6074,1,807F,3,8000,6,4400,C
<
DATA 3A00,1F,100,3F,BF94,40,E0FE
,0<
DATA C063,0,C03E,0,0,0,0,0<
DATA 0,0,0,0,0,0,0,0<
DATA 400,0,A00,18,100,3E,3F00,7F
<
DATA 7F80,63,7180,63,3180,3E,1F0
0,0<
<
DaveRightWheel:<
DIM d1(55):RESTORE DaveRightWhee
l <
FOR i=0 TO 55:READ a$:d1(i)=VAL(
"&H"+a$):NEXT<
DATA 18,D,2,18,0,18,E0,10<
DATA 80,31,F001,3F,3800,30,4000,
30<
DATA C000,3F,8000,3F,8070,41,80C
6,1<
DATA 807D,0,0,0,0,0,0,0<
DATA 0,0,0,1,E000,1,3800,0<
DATA 7E00,0,E300,1,E300,3C,BE00,
7E<
DATA 8000,62,0,63,0,3E,0,0<
<
DaveLeft:<
DIM d2(55):RESTORE DaveLeft<
FOR i=0 TO 55:READ a$:d2(i)=VAL(
"&H"+a$):NEXT<
DATA 19,D,2,0,0,300,60,300<
DATA 18,C0,7E,E0,0,1130,0,2E18<
DATA 0,407C,0,FEFE,0,83C1,3E,180
<
DATA 63,180,3E,0,0,0,0,0<
DATA 0,0,0,0,0,0,0,1000<
DATA 0,2800,0,400C,0,7E3E,0,FF3F
<
DATA 0,C763,0,C663,0,7C3E,0,0<
<
DaveLeftWheel:<
DIM d3(55):RESTORE DaveLeftWheel
<
FOR i=0 TO 55:READ a$:d3(i)=VAL(
"&H"+a$):NEXT<
DATA 18,D,2,18,18,18,8C,8<
DATA C,F8C,FD,1CFC,82,20C,0,30C<
DATA 0,1FC,0,1FC,80,182,0,180<
DATA 3D,0,46,0,7C,0,0,0<
DATA 0,0,0,780,0,1C80,0,7E00<
DATA 0,C700,0,C780,0,7D3C,0,17E<
DATA 0,46,0,C6,0,7C,0,0<
<
Auto:<
DIM a0(19):RESTORE Auto<
FOR i=0 TO 19:READ a$:a0(i)=VAL(
"&H"+a$):NEXT<
DATA C,8,2,1F80,2040,4020,FFF0,E
070<
DATA FFF0,0,0,1F80,2040,4020,FFF
0,9F90<
DATA FFF0,C030,C030,0<
<
Hoop:<
DIM hp(45):RESTORE Hoop<
FOR i=0 TO 45:READ a$:hp(i)=VAL(
"&H"+a$):NEXT<
DATA A,15,2,1E00,3300,6180,6180,
C0C0<
DATA C0C0,C0C0,C0C0,C0C0,C0C0,C0
C0,C0C0,C0C0<
DATA C0C0,C0C0,C0C0,C0C0,6180,61
80,3300,1E00<
DATA 1E00,3300,6180,6180,C0C0,C0
C0,C0C0,C0C0<
DATA C0C0,C0E0,C0E0,C0E0,C0E0,C0
E0,C0E0,C0C0<
DATA C0C0,6180,6180,3300,1E00,A0
0,400<
<
RETURN<
<

```

Atari Sound Commander

James Hague

How would you like to have the ability to create sound effects and music in Atari BASIC without slowing down the rest of your program? "Sound Commander" offers the ability to program sounds that run in the background while other BASIC events are in progress.

One of the strongest features of the Atari eight-bit computer family is its outstanding sound capability. Programmers have done an excellent job of exploiting Atari sound, creating everything from simulated frog croaks to music in four-part harmony. Unfortunately, many of the programs used to create these sounds are written in machine language, which is less widely understood and more difficult to program than BASIC.

Instead of delving into the mysterious world of binary code, many Atari programmers work in Atari BASIC, the language supplied with the computer. Anyone who has created sounds in this language has probably realized that there are three major problems: Complex

sounds are difficult to achieve, the timing of a sound loop varies depending on its location in a program, and sound routines occupy a major portion of BASIC's processing time, thus slowing down the entire program.

"Atari Sound Commander" is a set of machine language subroutines for use with BASIC that solves all three problems. It allows quick and easy manipulation of sound without slowing down BASIC. All you have to do is set up a sound, turn it on, and let it run *at the same time* as your BASIC program. Best of all, you can use these routines without understanding machine language. Only one BASIC statement is required to activate each sound.

Setting Up

Program 1 is a BASIC loader that installs Sound Commander in memory. When you're finished typing the program, store it on disk or tape *with a LIST command* (not SAVE) so that you can merge the code with other programs. For example, to list the program to disk with the filename SND.LST, type LIST "D:SND

©

.LST" and press RETURN.

Here's a short example that illustrates the basic mechanics of using Sound Commander. Type in and save this program:

```
DL 10 DIM S$(8)
NJ 15 GOSUB 30000
NI 25 FOR A=1 TO 8
EC 30 READ B:S$(A,A)=CHR$(B)
DI 35 NEXT A
IN 40 A=USR(SETSND,0,ADR(S$)
,LEN(S$),80)
KF 45 LIST
KL 50 STOP
OB 55 DATA 170,25,170,50,170
,75,170,100
```

After you've saved the program, load it back into memory; then use ENTER to merge the lines from Program 1 with the program in memory. This brings Sound Commander into memory without disturbing the existing program lines. Turn up the volume on your TV or monitor; then run the program and notice that the sounds continue in the background while the program lists itself and returns to immediate mode.

Before Sound Commander can be used by a program, it must be initialized. This is accomplished with the statement GOSUB 30000, which installs Sound Commander in the proper memory location. The setup routine is intelligent, meaning that if you have already installed Sound Commander once, it bypasses most of the initialization.

Program 2 is a more complete demonstration, which also includes examples of complex sound effects. Type in and save the program; then reload it into memory. With Program 2 in memory, use ENTER to merge Program 1. When that operation is done, plug a joystick into port 1 and run the program. It displays six numbers and a movable crosshairs shape on the screen. Use the joystick to move the crosshairs onto each of the numbers in turn. Each number generates a different sound. Notice that you can continue moving the crosshairs even while a sound is in progress.

Designing Sounds

Like any sound utility, Sound Commander can't make a sound until you tell it what sort of sound to create. Don't worry; that's not as difficult as it sounds. For this program, a sound is defined as a list

of notes, each having its own unique frequency, distortion, and volume, which are represented as numbers. The Atari BASIC manual explains the significance of the frequency, distortion, and volume numbers, which have the same effect here as in the BASIC SOUND command.

It takes only two numbers to define a note. The first number in a note definition represents the note's distortion and volume. This value is computed by multiplying the distortion value by 16 and adding the volume value. For example, if you want a note with a distortion value of 10 and a volume of 8, the first number of that note's definition is 168 ($10 * 16 + 8$). The second number in a note definition represents the note's frequency. Thus, the numbers 168 and 50 define a note with a distortion of 10, a volume of 8, and a frequency of 50. The numbers 168, 50, 168, 60 define two notes, each having the same distortion and volume, but with different frequencies. The duration of the sound is determined when you actually call Sound Commander with USR (see below).

In order for Sound Commander to process a sound definition, it must be converted into string form. This may sound strange, since strings usually contain characters, but a string is actually nothing more than an array containing numbers in the range 0-255. Storing the values in string form saves space and allows Sound Commander to process the data efficiently.

Before you store a number in a string, of course, it must be converted into character form with the CHR\$ function. For instance, the statement A(1,1)=CHR(6) stores the number 6 in the first character position of the string A\$. For many notes, a program can READ values from DATA statements and store them in a string within a loop.

Commanding The Commander

Once you understand how to define a sound, the rest is easy. One simple USR call causes Sound Commander to play the sound in the background while BASIC continues on its way. Here's a typical USR call for Sound Commander:

```
DUMMY = USR(SETSND,V,ADR(S$)
,LEN(S$),L)
```

The variable DUMMY is required to satisfy the syntax of USR, which takes the form of a BASIC function. Here is an explanation of the other elements in the statement:

SETSND. Defines the location of the machine language routine that starts up the sound. This variable should be defined only once, at the beginning of every program that uses Sound Commander (see Program 1).

V. Defines a voice number (from 0-3) for the sound. If some other sound is already using the voice, Sound Commander turns off the previous sound before it begins the new one.

ADR(\$\$). Defines the address of the string containing the definition of the sound that you wish to play. Substitute the name of your string in place of S\$.

LEN(\$\$). Defines the length of the sound string to be played. Again, substitute your string name for S\$. Note that it's not necessary to play an entire string from beginning to end. Many interesting sound effects can be created by playing substrings of a larger string.

L. Defines the length of time to play each note. This value can range from 1-255. A value of one equals 1/60 second. Thus, a value of 60 creates a sound lasting one second, and so on. Low values make the sound play quickly, which is useful for sound effects. Higher values slow down the sound, which is desirable for music.

Once you've performed the USR statement, the sound plays at the desired speed until it is finished, at which time Sound Commander turns it off automatically. While the sound is in progress, BASIC will continue to execute your program, whatever it may be. Now that you understand more about how Sound Commander works, you may want to experiment with the programs to modify the sound they create.

Quiet On The Set

Sound Commander's ability to create sounds in the background is very useful, but has one side effect that's occasionally inconvenient: Once a sound begins, it can't be

turned off until it finishes its entire duration. To remedy this, Sound Commander includes a second routine that immediately silences any designated voice or voices. Here is the format for the quiet command:
DUMMY=USR(QUIET,V1,V2...)

Again, the DUMMY variable is present solely for the sake of syntax. Like SETSND, the variable QUIET is predefined by the setup routine and should not be changed while the program runs. This value is followed by a list of the voices you want to turn off. For instance, **DUMMY=USR(QUIET,0,3)** turns off voices zero and three.

Keep in mind that Sound Commander doesn't disable the normal SOUND command in Atari BASIC. However, it has to use the same sound hardware, so don't try to perform a SOUND command while a Sound Commander sound is in progress. The END statement causes Sound Commander to skip a beat or two, but pressing the break key does not. Input/output activity such as using the disk or tape drive causes Sound Commander to pause. This shouldn't come as a surprise, since not much else can happen during disk and tape I/O, either. The machine language routines used by Sound Commander are stored in page 6 of memory; you should take care that the rest of your program does not disturb that memory area.

For instructions on entering these listings, please refer to "COMPUTE!'s Guide to Typing in Programs" in this issue of COMPUTE!.

Program 1: Sound Commander

```
KD 30000 IF PEEK(1564)=104 A
ND PEEK(1565)=162 T
HEN 30020
IJ 30010 RESTORE 30050:FOR A
=0 TO 198:READ B:PO
KE 1564+A,B:NEXT A
JJ 30020 SETSND=1702:QUIET=1
741
IP 30030 A=USR(1564)
DF 30040 RESTORE:RETURN
LH 30050 DATA 104,162,3,169,
0,157
LE 30060 DATA 24,6,202,16,25
0,160
SI 30070 DATA 49,162,6,169,7
,32
MM 30080 DATA 92,228,96,216,
162,3
PM 30090 DATA 189,24,6,240,1
03,189
FE 30100 DATA 16,6,222,16,6,
208
```

```
JH 30110 DATA 95,189,20,6,15
7,16
GA 30120 DATA 6,189,12,6,208
,18
JI 30130 DATA 189,8,6,208,13
,157
MG 30140 DATA 24,6,138,10,16
8,169
HO 30150 DATA 0,153,1,210,24
0,66
HG 30160 DATA 189,0,6,133,20
3,189
EP 30170 DATA 4,6,133,204,16
0,0
CL 30180 DATA 177,203,72,138
,10,168
KN 30190 DATA 104,153,1,210,
160,1
CE 30200 DATA 177,203,72,138
,10,168
AO 30210 DATA 104,153,0,210,
165,203
BO 30220 DATA 24,105,2,157,0
,6
LH 30230 DATA 165,204,105,0,
157,4
DI 30240 DATA 6,189,8,6,56,2
33
DC 30250 DATA 2,157,8,6,189,
12
CF 30260 DATA 6,233,0,157,12
,6
AB 30270 DATA 202,16,145,76,
98,228
BK 30280 DATA 104,104,104,17
0,169,0
JD 30290 DATA 157,24,6,104,1
57,4
EP 30300 DATA 6,104,157,0,6,
104
IN 30310 DATA 157,12,6,104,1
57,8
ID 30320 DATA 6,104,104,157,
20,6
JH 30330 DATA 169,1,157,16,6
,157
LN 30340 DATA 24,6,96,104,17
0,104
PE 30350 DATA 104,168,169,0,
153,24
JA 30360 DATA 6,152,10,168,1
69,0
LF 30370 DATA 153,1,210,202,
208,237,96
```

Program 2: Sound Effects Demo

```
NG 100 GOSUB 5000
EJ 110 ST=STICK(0):IF ST=15
THEN 110
JC 120 TX=X+DX(ST-4):TY=Y+DY
(ST-4)
FH 130 LOCATE TX,TY,Z
OC 140 IF Z=42 THEN 110
GL 150 IF Z=32 THEN COLOR 32
:PLOT X,Y:COLOR 171:P
LOT TX,TY:X=TX:Y=TY:F
OR A=1 TO 25:NEXT A:G
OTO 110
OB 160 POKE 709,INT(RND(0)*1
6)+INT(RND(0)*3+8)
FP 170 A=USR(QUIET,0,1,2,3)
AB 180 ON Z-16 GOSUB 300,400
,500,600,700,800
NF 190 IF STICK(0)=ST THEN 1
90
FN 200 GOTO 110
OG 300 A=USR(SETLND,0,ADR(S1
$),LEN(S1$),1)
HE 310 RETURN
OM 400 A=USR(SETSND,0,ADR(S2
```

```
$),LEN(S2$),4)
HF 410 RETURN
BM 500 A=USR(SETSND,0,ADR(S3
$),LEN(S3$),10)
HG 510 RETURN
OI 600 B=ADR(S4$)
BI 610 A=USR(SETSND,0,B,2,12
0)
HH 620 A=USR(SETSND,1,B+2,2,
120)
HL 630 A=USR(SETSND,2,B+4,2,
120)
HK 640 RETURN
PG 700 A=USR(SETSND,0,ADR(S5
$),LEN(S5$),5)
HI 710 RETURN
PI 800 A=USR(SETSND,0,ADR(S6
$),LEN(S6$),4)
HJ 810 RETURN
OM 5000 GRAPHICS 17:POSITION
2,11:?"#6;"DON'T GO
AWAY..."
DJ 5010 GOSUB 30000
GK 5020 DIM DX(10),DY(10)
GO 5030 DIM S1$(200),S2$(30)
,S3$(100)
PD 5040 DIM S4$(6),S5$(24),S
6$(14)
GL 5050 FOR A=1 TO 10:READ B
,C
BL 5060 DX(A)=B:DY(A)=C:NEXT
A
EF 5070 FOR A=1 TO 199 STEP
2:S1$(A,A)=CHR$(138)
:S1$(A+1,A+1)=CHR$(A
):NEXT A
AG 5080 FOR A=1 TO 29 STEP 2
:S2$(A,A)=CHR$(175-A
/2):S2$(A+1,A+1)=CHR
$(70):NEXT A
NG 5090 FOR A=1 TO 99 STEP 2
:S3$(A,A)=CHR$(170)
:S3$(A+1,A+1)=CHR$(A
/2*5):NEXT A
DH 5100 FOR A=1 TO 6:READ B
:S4$(A,A)=CHR$(B):NEX
T A
GO 5110 FOR A=1 TO 24:READ B
:S5$(A,A)=CHR$(B):NE
XT A
GP 5120 FOR A=1 TO 14:READ B
:S6$(A,A)=CHR$(B):NE
XT A
IE 5500 GRAPHICS 18
LH 5510 POKE 708,136:POKE 71
0,38:POKE 711,200
OH 5520 COLOR 42:PLOT 0,1:DR
AWTO 19,1:DRAWTO 19,
11:DRAWTO 0,11:DRAWT
O 0,1
FG 5530 COLOR 17:PLOT 3,4:CO
LOR 18:PLOT 9,3:COLO
R 19:PLOT 16,4
FD 5540 COLOR 20:PLOT 3,8:CO
LOR 21:PLOT 9,9:COLO
R 22:PLOT 16,8
OF 5550 POSITION 0,0:?"#6;"E
OUR COMMANDER IS!"
EH 5560 X=9:Y=6:COLOR 171:PL
OT X,Y
LB 5570 RETURN
PO 6000 DATA 1,1,1,-1,1,0,0,
0,-1,1,-1,-1,-1,0,0,
0,0,1,0,-1
FI 6010 DATA 175,181,175,141
,175,121
JJ 6020 DATA 42,10,42,50,40,
12,40,60,38,14,38,70
,36,16,36,80,34,18,3
4,90,32,20,32,100
PO 6030 DATA 204,40,202,50,2
00,60,198,70,200,60,
202,50,204,40
```



Microscope

Sheldon Leemon

It's difficult to mistake the IBM PC for a home computer, since it's bigger, more expensive, and more complex than the typical home computer. But a lot of changes have been going on in the PC market lately, some of which are bringing IBM and its compatibles much closer to home.

The first change is in price. It's come to the point where you can buy a "generic" PC system with 640K of memory, two 5¼-inch floppy drives, and a monitor for \$600-\$700, and prices may go even lower for Christmas. At these prices, such machines are cheaper than some traditional home computers such as the Apple IIc. The inroads the PC compatibles have made into the home market is reflected in the recent increase in nonbusiness-type software for the PC. As prices for PC compatibles spiral downward, there has been some speculation that IBM itself will soon make a serious entry into the home market—or drop out of lower-end retail sales entirely and concentrate on the higher-end AT line.

Even if the price is right, first-time users may not find the PC clones user-friendly enough. But help is on the way. Microsoft, the producer of the PC operating system, seems determined to "Macinize" the PC with its *Windows* software, which provides a mouse-driven user interface with windows, pull-down menus, and icons. Microsoft has been lobbying strongly with the makers of graphics coprocessor chips, display adapter cards, and clones to include *Windows* as an integral part of the hardware design of future MS-DOS machines, and is said to have even included *Windows'* graphics kernel as part of version 5.0 of MS-DOS. Putting *Windows* into hardware would give it the power to run efficiently even on very inexpensive

computers, and would help to make such systems accessible to a much wider audience.

* * * * *

The influence of the Macintosh can be seen in the two new computer models that Tandy recently introduced to replace its highly successful model 1000. The first, the 1000SX, is a lot like the old model 1000, only more powerful, and more IBM compatible. But the second new model, the 1000EX, is a more radical departure from the older machine. Designed specifically for the home and educational markets, it's the first true PC compatible that looks like a home computer. It comes in a small one-piece case that includes a nondetachable keyboard and a 5¼-inch disk drive on the side. But this little machine packs a lot of muscle. It comes with 256K RAM, and not only does it run IBM software, but also runs it faster than the XT, since its 8088 processor works at 7.16 MHz in addition to the 4.77-MHz speed that is standard with IBM machines. It has a lot of nice standard features, such as a display adapter, printer port, and a port for additional 5¼-inch or 3½-inch disk drives. There's even space inside for up to three special expansion cards that add features like an additional 384K memory, a clock/calendar and mouse, a serial port, or an internal modem. Though the machine can't take full-size expansion cards, no doubt someone will find a way to fit a hard disk card into this little computer.

Just as exciting as the hardware is the *Personal Deskmate* software that comes bundled with the Tandy 1000EX. It includes a word processor, spreadsheet, database, appointment calendar, terminal emulator, and paint program. For ease of use, it features windows, pull-down menus, icons, and file-selector boxes, all of which can be manipulated by a mouse, joystick,

or keyboard. Tandy even throws in "pop-up" desk accessories such as a calendar, calculator, notepad, and telephone directory. What's more, the *Personal Deskmate* software has been implemented according to the user-interface guidelines that Microsoft published for its *Windows* environment, making it a first step towards providing a windows-like environment on a home computer.

* * * * *

Manufacturers of the current crop of home computers aren't about to sit back and let PC compatibles take over their turf. Instead, they are readying new computers and adding improvements to older ones. For example, elsewhere in this issue, you'll find a report on the new Apple IIGS. This machine may well uphold Apple's bread-and-butter II series against the onslaught of 16-bit technology. Commodore is taking similar steps to pep up its 8-bit machines, by adding *GEOS*—a new operating system—and RAM-expansion attachments. *GEOS* does a surprisingly good job of adding a windowing environment to the Commodore 64, and Commodore 128 users can expect a version for their computer later this year.

You can now buy a 512K RAM-expansion pack for the 128, and you may well see a version for the 64 in the near future that will substantially upgrade the speed and capabilities of *GEOS*. Atari is rolling along with its ST series, and by the time you read this may have announced the 2080, a 2-megabyte machine that may also include a blitter chip for faster graphics. This machine is said to be the basis for a proposed desktop-publishing station, which will use the vast memory of the computer to drive an inexpensive laser printer. The Unix operating system may also be made available for this machine. ©

Hacker II: The Doomsday Papers

Neil Randall

Requirements: Apple II-series computer with a minimum of 64K, Commodore 64, IBM PC and compatibles, Amiga, Macintosh, and Atari ST computers.

Last year, Activision introduced *Hacker*, a game which proved to be immediately interesting because it had no instructions. The player was faced with a screen that said, simply, "LOGON PLEASE," with no hint of how logging on was to be done. Figuring out what to do—how the game worked and what it required—became as important and as interesting as solving the case.

Hacker II picks up where *Hacker* left off. Once again the cryptic "LOGON PLEASE" opens the game, and once again the transmission is interrupted as you are offered a mission. This time, the mission is to guide an MRU (Mobile Remote Unit) around an intelligence complex in Siberia, searching for a classified file that threatens the security of the United States. Not a very original plot, but *Hacker II* does contain some of the most exciting and harrowing scenarios you'll find in a computer game.

High Security

Once you've received your instructions, the main screen comes up. You see four small monitor screens, each with its own channel selector. At the bottom of the screen is a control panel with several buttons, which you control with mouse or joystick (depending on version). Apart from a bit of typing at critical moments, that's all there is to operating the game. A simple interface, but with a wealth of options.

You choose which screen you want to see, then what you want to do with that screen. You can monitor one of 38 different security cameras scattered throughout the complex, or you can follow the building's security monitoring as it cycles around the cameras. Successfully maneuvering your MRU demands that you bypass the security cameras. To do this, you must make use of the MRU's videotape system. You

select the camera, turn on the tape, and synchronize the tape's time to realtime. Once this is set, you hit the Bypass function, and you have fooled the camera by having it view a scene that is actually a few seconds in the past. Your MRU can then slip right by that camera on the way to the next destination.

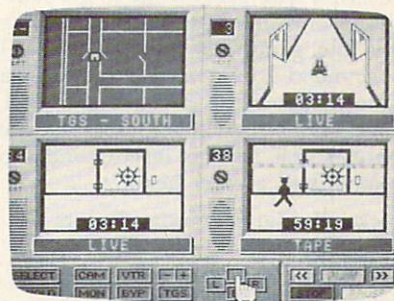
Tricky Business

Even with the ability to bypass cameras, though, the MRU is far from safe. The building has a security guard who patrols the corridors predictably, but thoroughly. If either the guard or a security camera spots the MRU, an alarm sounds and the building sends an "annihilator" to crush the MRU into scrap metal. To make matters worse, some routes will demand that you bypass four cameras at a time, even though you only have three screens to work with (you use the fourth to see where you are going). This means you'll have to stop in a corridor and switch the bypass from one camera to another, all the while hoping you haven't miscalculated the guard's patrol route. As if all this isn't enough, the MRU has a disturbing habit: Somewhere into your journeys, the thing begins to break down.

At first, the MRU's Telemetry Guidance System (TGS) shows the MRU's position on a floor plan of the complex, making navigation easy. Shortly, however, the TGS ceases to function. At that point, you must use the security cameras to watch the MRU move. This sounds easy enough, until you realize that the building has blind spots where no camera can see. This means you cannot be spotted, but it also means you cannot see where the MRU is going. With the guard on patrol, getting lost in the corridors is a sure way of bringing on the annihilator.

Nerves Of Steel

Your goal is to find and open four filing cabinets, each of which yields part of the combination to the vault containing



the file you're after. Once you figure out the combination and shut off the vault alarms, though, the real work begins. Cracking the vault, the climax of everything you've been working for, demands a sound knowledge of all you have learned about your MRU. Here you must use all four of your screens to bypass the vault's cameras, which means you have none left to watch the MRU move. You aren't even able to bypass a fifth camera, which you must slip by on your way. After setting three cameras on bypass, you use the fourth to monitor the guard's path and to keep watch on the pattern of the security cameras. Then, at that precise moment, you must bypass the fourth camera, blindly maneuver the MRU to the vault, get the file, and blindly maneuver back to safety. The hit on the vault demands planning, speed, luck, and perhaps more than all of these, nerves of steel.

Despite the fine graphics, the excellent interface, and the wealth of detail, what sets *Hacker II* apart is its ability to inspire paranoia and anxiety in the player. At every point, you wait for the sound of the detection alarm. The game is so intense that when the MRU's movement is interrupted by a message telling you of problems with the machine, you are startled, thinking you have been spotted. Similarly, the attempt on the vault is so risky that for sheer excitement it is practically unparalleled in computer games.

I have a few quibbles, however. First, there is no Save Game feature, which means you must try the whole mission in one sitting. Second—and here I don't want to give anything away—successfully retrieving the file

does not end the game. The vault incident is so perfectly climactic that anything beyond it is almost annoying. It would have been preferable, I think, to allow the game to be replayed, each time with the filing cabinets in different locations and containing different information. Even the guard's route could have been varied. All of this would have made the game endlessly replayable.

But *Hacker II* is a fine effort nevertheless. It will take a while to get started, but once the learning is out of the way, the game has much to offer. I recommend it to anyone who enjoys a game that rewards patience and skill, especially if they like the espionage genre as well. I do not recommend it to anyone with a weak heart.

Hacker II: The Doomsday Papers

Activision

2350 Bayshore Frontage Rd.

Mountain View, CA 94043

\$39.95 (Apple II and Commodore 64)

\$49.95 (IBM PC and compatibles, Tandy 1000, Amiga, Macintosh, Atari ST)

Chessmaster 2000

James V. Trunzo

Requirements: Apple II-series computers with a minimum of 64K, Amiga, Atari XL-series computers, Atari ST, Commodore 64, IBM PC and compatibles, and Macintosh computers.


In late July, the United States Chess Federation held its annual competition to determine the top chess players and computer chess programs in the country. At the close of the grueling competition, *Chessmaster 2000* claimed sovereignty over such established computer chess programs as *Sargon III* and *MyChess 2.0*. In the process of earning an unofficial rating of 2000 (Grandmaster ranking), *Chessmaster 2000* also overcame the Cray *Blitz* mainframe chess program, long the standard in chess simulations. Perhaps *Chessmaster 2000* accomplished this feat by virtue of its 71,000-move opening library; or perhaps its midgame play, allowing the program to think a dozen moves ahead, was the reason for its success. Whatever the reason, it should suffice to say that *Chessmaster 2000* is a formidable opponent, no matter who sets up the pieces and issues a challenge. Still, I—your humble reviewer—with an unofficial rating of 0020 (Grandturkey ranking), beat it.

If the above seems to be a bit of a paradox, it should be noted that I had preset the difficulty of play to Level 0,

EASY MODE, only slightly higher than the "Coffeehouse" level, which plays a very "relaxed and casual game" to be kind. The preceding examples of playing range represent, obviously, one of the best features of *Chessmaster 2000*: It truly can be played by the total novice or the consummate chess player with no loss of features or enjoyment. And while *Chessmaster 2000* can make a move in as little as five seconds or in as long as two hours, its average move at midlevel takes only two minutes, and it plays, at that level, a game of chess that only superior players will be able to beat.

Many Options

Containing all the features that are now accepted as standard in a chess simulation (take-back moves, computer as referee, computer-vs.-computer play, displayed list of moves, and so on), *Chessmaster 2000* goes beyond the standards to give the user even more in the way of options. These include outstanding graphics in either the 2-D or 3-D mode, although it must be noted that on standard eight-bit machines, the pieces in the 3-D modes, while attractive, are difficult to distinguish when clustered together. No such problem exists on the Macintosh, Atari ST, or Amiga. *Chessmaster 2000* also provides



mouse, keyboard, or joystick input; an outstanding library of 100 classic games that can be viewed or replayed; ability to print the game while playing or after completion; 90-degree rotation of the 3-D board, enabling you to see the board from every angle; an extensive list of chess problems to solve; and even a coupon for a discount membership in the U.S. Chess Federation.

When you're using *Chessmaster 2000* on an Amiga, Atari ST, or Macintosh, you'll find that no sacrifices have been made, the program giving the user every conceivable option and graphics feature possible. On eight-bit machines (64, Atari XE, Apple IIe and IIc, for example), one or two compromises were necessary. In the 3-D mode, for example, the helpful chess notation borders are not available. Software

IBM PC FAMILY

S P A C E
M A X
SPACE STATION
CONSTRUCTION SIMULATOR



On the edge of the FINAL FRONTIER . . .
YOU ARE IN COMMAND!

Put yourself in command of *Space M+A+X*, the world's first commercial Space Station. Your assignment is to *launch, assemble and operate* the Space Station within a limited time schedule and budget. Your resources include Space Shuttles, Heavy-Lift Launch Vehicles, Space Station modules, flight crews, assembly and operating crews, consumables, a project budget and a fixed number of days to complete the project. Not an arcade game but a real-life simulation of one of Man's greatest future challenges! Based on the NASA Space Station Program. Over 80 realistic color displays and 3-D graphics. *Three* diskettes. Features include a 137-page operator's manual, five levels of difficulty, simulation save and much more. Joystick or keyboard. Space exploration is a bold business which will never be free of risk. Not recommended for the faint-hearted or immature.

At your local computer/software dealer or for MasterCard/VISA orders call toll-free 800-854-0561 Ext. 816 (outside CA). For direct orders or further information call 714-953-8083 \$69.95 (copy-protected) or \$79.95 (for backup or copy to hard disk). Air mail shipping and handling included. Allow four to six weeks for delivery. *Space M+A+X* is worth the wait. Dealer inquiries invited.

IBM PC, PC XT, PC AT
192KB RAM IBM PC-DOS 2.10 (or later)
One double-sided disk drive
Color graphics adapter (100% IBM-comp.)
Color graphics monitor
(Double-disk system, RGB monitor,
joystick and printer recommended)

Copyright © 1986 T.L. Keller, 2FS and Space M+A+X are trademarks of Final Frontier Software. IBM ® is a registered trademark of IBM. Includes graphics routines from Penguin Software's TM Graphics Magician ®.

THE SIMULATION IS COMPUTER-GENERATED . . .
THE CHALLENGE IS REAL!

2FS FINAL FRONTIER SOFTWARE

GREAT PRODUCTS FOR YOUR COMMODORE

promenade C1™

The Eprom Programmer. Thoughtfully designed, carefully constructed, the *promenade C1™* is respected around the world for quality and value. The original software controlled programmer does away with personality modules and switches. Intelligent programming capability can cut programming time by 95%! With Disk Software still just \$99.50

CAPTURE™

Take control of your '64 or '128* with this easy to use cartridge. Lets you make a back-up disk of your memory-resident software. Your program is then fully accessible to you and your program can be re-booted from your disk 3-5 times faster. Or make an auto-starting cartridge using the *promenade C1* and a CPR cartridge kit. Its magic!

CAPTURE™ is a bargain at 39.95

CARTRIDGE MATERIALS:

CPR-3 - Three socket board, case and 3 eproms, for use with CAPTURE™	29.95
PCC2 - Two 2732 (4K) or 2764 (8K) eproms. For '64 or '128 in 64 mode	4.95
PCC4 - Four sockets for 2764, 27128 or 27256 (32K) eproms. Bank switching.....	17.95
PCC8 - Like the PCC4 but twice the capacity. For multiple programs	29.95
PRB4 - Four sockets, eprom & battery backed RAM combination	24.95
PTM2 - Basic 128 mode cartridge board. Two 2764 or 27128 eproms	5.95†
PTM4 - Four sockets, 27128 & 27256 eproms. 128 mode bank switcher	19.95†
PCCH2 - Plastic case for above cartridges (except PCC8)	2.25
Eproms - Always in stock at competitive prices.	

†available June '86.

*when in 64 mode.

EPROM ERASERS:

Datarase - Hobbyist eprom eraser, 2 at a time, 3 to 10 minutes	34.95
PE14 - Industrial quality eraser, 7 to 9 at a time	79.95
Starter Set - CAPTURE™ , <i>promenade C1</i> and one CPR3 kit	149.95
Deluxe Set - CAPTURE™ , <i>promenade C1</i> , Datarase and two CPR3 kits	199.95

SHIPPING & HANDLING: USA - UPS SURFACE \$3.00 FOREIGN (AIR MAIL ONLY) \$13.00



JASON-RANHEIM

1805 INDUSTRIAL DRIVE
AUBURN, CA USA 95603

TO ORDER TOLL FREE 800-421-7731
FROM CALIFORNIA 800-421-7748
TECHNICAL SUPPORT 916-823-3284
FROM OUTSIDE USA 916-823-3285
MC, VISA, AMEX WELCOME

Toolworks decided to sacrifice this feature in favor of retaining total sophistication of play. Onscreen chess clocks were also omitted, for the same reason, on some eight-bit machines. This reviewer agrees with the company's decision to maintain the advanced play algorithms in favor of a few frills.

It goes without saying that *Chessmaster 2000* is now the yardstick by which other similar programs will be measured. It certainly deserves any accolades that it receives.

Chessmaster 2000
Software Toolworks
Santa Monica Blvd., Ste. 214
Beverly Hills, CA 90210
distributed by *Electronic Arts*
1820 Gateway Dr.
San Mateo, CA 94404
\$39.95 (Apple II, 64, Atari XL, and IBM versions)
\$44.95 (Amiga, Atari ST, and Macintosh versions)

THE ATARI TEN COMMANDMENTS

II

"We shall create a computer that is as smart as the people who buy it." *John Forman*
ATARI CORP.

The real genius of the ATARI 1040ST™ is that the level of performance you want is already built in.

Our competitors, however, think they can sell you a computer with a puny memory, and then charge you a small fortune to expand it.

We don't think that makes much sense.

That's why the 1040ST offers you 1024 Kbytes of memory built in for the incredibly low price of just \$999. That's less than \$1 per Kilobyte.

About the only thing the competition offers is the

chance to spend big bucks to upgrade their systems to where the ST™ started in the first place.

We're pretty sure which computer smart shoppers will buy.

The ATARI 1040ST is at your computer retailer now.



ATARI®

© 1986, Atari Corp.
ATARI, 1040ST, and ST are TM's or reg. TM's of Atari Corp.

The Music Studio For Amiga And Atari ST

Stefan Lipson

Requirements: Amiga and Atari ST computers with 512K minimum memory; versions also available, with slightly different features, for Commodore 64, Atari 800/XL/XE, IBM PCjr, and Tandy 1000 computers. Only Amiga and ST versions are included in this review.

The Music Studio from Activision is among the first of what promises to be a host of sophisticated music programs becoming available for the Commodore Amiga and Atari ST computers.

It's an easy-to-use program, featuring pull-down menus and icons which are selected with a click of the mouse. The documentation consists of a small booklet explaining the available features as they are offered on both the Amiga and the Atari ST versions. Although the documentation does not include an index, it's straightforward enough to guide you quickly through the software.

The program itself offers five basic screens from which to work. The Composition screen displays a treble and bass clef. Several icons appear along the border of the screen which allow you to adjust the volume, speed, time signature, and key in which the composition is to be played. You move the mouse to the note icon, select the type of note or rest to be placed on the staff, move the mouse pointer to the desired location on the staff, and fix the note in place with a click of the mouse. An ear icon in the lower left-hand corner will, when selected, play the piece as it is written.

The Composition screen allows you to use any of 15 different sounds, or *presets*, which are included with the program. The different sounds, including bassoon, French horn, harmonica, and jazz guitar, are each represented by a different color. When you select the bassoon, for example, the notes appear on the staff in green. The notes for the French horn appear in blue, and so on.

Since the Amiga allows you to play four different parts simultaneously, the color-coded notes help you to distinguish clearly among the four tracks being played. Lyrics can also be inserted within the score.

The Composition screen includes a pull-down menu with options which allow you to cut, paste, delete, copy, and otherwise rearrange what you have written. You can even hear the score played back in half-time or double-time.

Designing Your Own Sounds


If you aren't satisfied with the sound presets, you can create your own with the Instrument Design screen. This screen lets you create a library of your own sounds or alter any of the 15 sounds provided. On the Amiga, the Instrument Design screen displays the wave forms of any 7 of 33 possible harmonics, and these may be altered individually or as a group. (The Atari screen is slightly different, appearing more like the control panel on an early-model synthesizer.) The amplitude, decay time, and sustain time of each wave can be adjusted. The newly created sound can then be tested with the push of a button. If you like the sound, you can save it, and if you aren't satisfied with it you can either discard the sound or retain the sound you previously had.

If you don't read music and don't want to wrestle with standard musical notation, *The Music Studio* also offers the Music Paintbox screen. This appears as a music staff, but the mouse acts as a paintbrush laying down colors rather than standard musical notation. Each color represents a different instrument and the user simply paints each color on the screen as he or she sees fit. The graphics for this are not exceptional, however, and to be perfectly honest, users who can't read music will probably find creating music with standard notation to be of greater interest.

Using The Program With MIDI

The Music Studio can also be used with a MIDI (Musical Instrument Digital Interface) keyboard. An external MIDI keyboard (*The Music Studio* was written with the Casio CZ101 synthesizer in mind) requires a MIDI interface which, of course, is not provided with the *Studio* program. The interface allows you to write a composition and play it on the Casio, for example, using the sounds provided within the Casio synthesizer. *The Music Studio* has also been tested with the Casio CZ3000 and Yamaha DX-7 keyboards, the RX-15 drum machine, and the TX-7 synthesizer.

When working with the Composition screen, you may also print out your score with any standard plotter or printer (one staff only). If you're using more than one instrument at a time, however, don't forget that the colors will not appear on a black-and-white printer. This is important since *The Music Studio* only prints one staff. And the color-



coded distinction between the different tracks is lost.

If you want to get a feel for what *The Music Studio* is capable of, the software includes a number of prewritten tunes which illustrate its features. By selecting a tune from the song library, a transcribed version of the song will appear onscreen as the tune is played.

The Amiga version of *The Music Studio* does not include a drum sound in its library, and the absence of a noise generator makes it impossible to create one with the Instrument Design screen. (However, the program can be used with a drum machine through a MIDI connection.) Also, if you're interested in using *The Music Studio* as a real-time keyboard (that is, playing the keyboard and hearing the music when you press the keys), then look for another program. *The Music Studio* does not provide this option.

To briefly summarize, *The Music Studio* is an easy-to-use, full-featured music composition program that can be used effectively by both beginning and experienced musicians.

The Music Studio
Activision
2350 Bayshore Frontage Rd.
Mountain View, CA 94043
\$59.95 (Amiga and Atari ST)
\$49.95 (IBM PCjr and Tandy 1000)
\$34.95 (Commodore 64 and Atari
800/XL/XE)

Attention Programmers

COMPUTE! magazine is currently looking for quality articles on Commodore, Atari, Apple, and IBM computers (including the Commodore Amiga and Atari ST). If you have an interesting home application, educational program, programming utility, or game, submit it to COMPUTE!, P.O. Box 5406, Greensboro, NC 27403. Or write for a copy of our "Writer's Guidelines."

COMB

Authorized Liquidator

Commodore 64 BUSINESS SOFTWARE



A 4-pack of most needed software for efficient business operations!

General Ledger

- Has 8 general ledger options.
- Provides 150 chart-of-accounts.
- 1500 general journal transactions.
- Maintains account balances for month, quarter and year.
- Custom income statements, trial balances, full reports and more.

Inventory Management

- Tracking of 1000 inventory items.
- Maintains perpetual inventory records.
- Calculates use, reorders, cost averaging, etc.

Payroll

- Provides 24 different payroll functions.
- Calculates payroll and tax deductions.
- Prints payroll checks.
- Interfaces with General Ledger software.

Accounts Payable/Checkwriting

- Combines tracking of vendor payables with an integrated checkwriting system.
- Maintains master file, provides invoice listings.
- Gives aging report by 30, 60, 90 days.
- Interfaces with General Ledger software.

90-Day Limited Factory Warranty.

Mr. List: \$199.80

ENTIRE SET of 4 Liquidation Price

\$39

Item H-1676-7025-059 Ship, handling: \$4.00

NOTE: Also available by individual titles. Phone for prices.

Credit card customers can order by phone, 24 hours a day, 7 days a week.



Toll-Free: 1-800-328-0609

Sales outside the 48 contiguous states are subject to special conditions. Please call or write to inquire.

Only NRI teaches you to service and repair all computers as you build your own 16-bit IBM-compatible micro

As computers move into offices and homes by the millions, the demand for trained computer service technicians surges forward. The Department of Labor estimates that computer service jobs will actually *double* in the next ten years—a faster growth than any other occupation.

Total System Training

As an NRI student, you'll get total hands-on training as you actually build your own Sanyo MBC-550 series computer from the keyboard up. Only a person who knows all the underlying fundamentals can cope with all the significant brands of computers. And as an NRI graduate, you'll possess the up-to-the-minute combination of theory and practical experience that will lead you to success on the job.

You learn at your own convenience, in your own home, at your own comfortable pace. Without classroom pressures, without rigid night-school schedules, without wasted time. Your own personal NRI instructor and NRI's complete technical staff will answer your questions, give you guidance and special help whenever you may need it.

The Exciting Sanyo 16-bit IBM compatible Computer—Yours To Keep


Critics hail the new Sanyo as the "most intriguing" of all the IBM-PC compatible computers. It uses the same 8088 microprocessor as the IBM-PC and the MS/DOS operating system. So, you'll be able to choose thousands of off-the-shelf software programs to run on your completed Sanyo.

As you build the Sanyo from the keyboard up, you'll perform demonstrations and experiments that

IBM is a Registered Trademark of International Business Machines Corporation.



Your NRI course includes a Sanyo 16-bit microcomputer with 128K RAM, monitor, with double-density/double-sided disk drive, and "Intelligent" Keyboard; The NRI Discovery Lab; Teaching Circuit Design and Operations; a Digital Multimeter; Bundled Spread Sheet and Word Processing Software Worth over \$1000 at Retail—and More.



NRI is the only home study school that trains you as you assemble a top-brand computer. You'll install and check keyboard, power supply, disk drive and monitor, following step-by-step directions.

will give you a total mastery of computer operations and servicing techniques. You'll do programming in BASIC language. You'll prepare interfaces for peripherals such as printers and joysticks. Using utility programs, you'll check out 8088 functioning. And the entire system, including all the bundled software and extensive data manuals, is yours to keep as part of your training.

100-Page Free Catalog Tells More

Send the coupon today for NRI's big 100-page color catalog, which gives you all the facts about NRI training in Microcomputers, Robotics, Data Communications, TV/Video/Audio Servicing, and other growing high-tech career fields. If the coupon is missing write to NRI at 3939 Wisconsin Ave., NW, Washington, DC 20016.

SEND TO: Item H-1676
C.O.M.B. Direct Marketing Corp.
1405 Xenium Lane No./Minneapolis, MN 55441-4494

Send Commodore Business Software Set(s) Item H-1676-7025-059 at \$39 each plus \$4 each for ship, handling. (Minnesota residents add 6% sales tax. Sorry, no C.O.D. orders.)

processing orders paid by check)

Charge: VISA® MasterCard® American Express®

Acct. No. _____ Exp. _____

PLEASE PRINT CLEARLY

Name _____

Address _____

City _____

State _____ ZIP _____

Phone (____) _____

Sign Here _____

COMB COMB COMB

NRI SCHOOLS
McGraw-Hill Continuing Education Center
3939 Wisconsin Avenue, Washington, DC 20016
We'll give you tomorrow.

✓ CHECK ONE FREE CATALOG ONLY

- Computer Electronics with Microcomputers
- Data Communications
- Robotics & Industrial Controls
- Video Electronics Servicing
- Electronic Design Technology
- Digital Electronics

- Satellite Communications
- Communications Electronics
- Industrial Electronics
- Basic Electronics
- Telephone Servicing
- Small Engine Servicing
- Appliance Servicing

- Automotive Servicing
- Air Conditioning, Heating, Refrigeration, & Solar Technology
- Building Construction
- Locksmithing & Electronic Security

For Career courses approved under GI bill,
 check for details.

Name (Please Print) _____ Age _____

Street _____

City/State/Zip _____ Accredited by the National Home Study Council 198-116

Unnew

Dennis J. Jarvis and Michael L. Zinicola

This tiny, but powerful program for the Commodore 128 and 64 allows you to resurrect a BASIC program after an inadvertent NEW command or system crash. Although it's written in machine language, you can use "Unnew" even if you're not a machine language programmer.

It's happened to virtually every BASIC programmer. You type NEW and press RETURN without thinking, only to realize that you forgot to save the program in memory. If you don't have a backup copy, that small slip can mean hours of wasted effort. However, NEW doesn't actually erase the program from memory—it only resets the computer's BASIC pointers so that no program appears to be present. Nothing appears when you LIST the program, but all of the program lines still remain in memory. To resurrect the program, you need only reset the computer's BASIC pointers so that it recognizes the program's existence again.

"Unnew" automatically restores any BASIC program after an accidental NEW. It can also recover many programs which appear to be lost as the result of a system crash. We've included two versions, one for the Commodore 64 and one for the 128. If you have a 64, type in

and save Program 1. If you have a 128, type and save both programs.

Both programs are BASIC loaders which write a machine language program to disk. To use either program, load it, type RUN, and press RETURN. Program 1 creates a disk file named UNNEW 64.OBJ. Program 2 creates a disk file named UNNEW 128.OBJ. If the loader program detects a typing error, it deletes the file from disk and displays an error message instructing you to check for errors. If no errors occur, the program asks whether you wish to create another copy of the machine language program. In this way, you can create as many copies of Unnew as you need. After you've created the machine language files on disk, you don't need the BASIC programs again (unless you need to make additional copies of the machine language files).

Resurrecting BASIC

Apart from an accidental NEW, there are many different ways that a program can seem to disappear. For instance, a programming error may cause the computer to *lock up*, or fail to respond to the keyboard. When this happens, you can often regain control and return the computer to BASIC ready mode by pressing the RUN/STOP and RE-

STORE keys together. If you can list the program after pressing RUN/STOP-RESTORE, you may not need to use Unnew at all. Save a backup copy of the program before doing anything else.

The instructions for using Programs 1 and 2 are different. We'll begin with the 64 version, Program 1. The 64 version works on the 64 and on the 128 in 64 mode. To use this program, you must be able to return the computer to ready mode. If the 64 seems to be locked up, try pressing RUN/STOP-RESTORE. If you're using a 128 in 64 mode and RUN/STOP-RESTORE does not work, press the reset button while holding down the Commodore key. Once the 64 has returned to ready mode, type this command and press RETURN:

```
LOAD "UNNEW 64.OBJ",8,1
```

When the program has finished loading, type this command and press RETURN:

```
SYS 828
```

After the ready prompt appears, you should be able to list and save the program as usual.

The 128 has a reset button that can be very useful in recovering a program. If the computer seems to lock up and RUN/STOP-RESTORE does not return you to ready mode, hold down RUN/STOP and press

the reset button located on the right side of the computer. This operation resets the 128 and places you in the built-in machine language monitor. To exit the monitor and return to BASIC, type X and press RETURN. Try to list the program; if it can be listed, save a backup copy immediately.

Unnew is needed only for cases in which nothing appears when you list the program. After you return the computer to ready mode, place the disk containing UNNEW 128.OBJ in the drive. Then type this command and press RETURN:

```
BOOT"UNNEW 128.OBJ"
```

The 128 automatically loads UNNEW 128.OBJ from disk and runs it. When the process is complete, the computer prints READY as usual. List the program to confirm that it has been recovered; then save it as usual. This procedure should work even in cases when the 128 has relocated the program during graphics operations.

How Unnew Works

You can use Unnew to recover programs without knowing how it works. However, an explanation of the technique will also illustrate something about how the computer stores BASIC programs. The usual starting address for a BASIC program is location 7168 (\$1C00) on the 128 or location 2048 (\$0800) on the 64. The first location in BASIC program space must always contain a zero to mark the beginning of BASIC text. Commodore BASIC programs are stored in memory line by line, in ascending order. At the beginning of each line is a two-byte *link address*, in low-byte/high-byte format, which tells the computer where the next program line begins in memory. Among other things, this linking scheme allows the computer to quickly scan through the program when it performs operations such as GOTO and GOSUB, which refer to a specific program line.

The next portion of the program line contains the line number. The line number is stored in two bytes, also in low-byte/high-byte format. Following the line number are the tokenized BASIC keywords

and other characters that make up the rest of the program line. The end of each line is marked with a byte containing zero. This sequence of links, line numbers, program text, and zero markers continues until the last program line is reached. The last line contains another special marker: Instead of a link address, you'll find two zero bytes which indicate the end of BASIC program text.

When you perform NEW, the computer stores two zero bytes immediately after the zero that marks the start of BASIC. When it finds two zeros in these locations instead of a non-zero link address, the computer concludes that there is no program in memory (the end-of-program marker coincides with the start-of-program marker, so the program text consists of nothing). In addition, it resets separate pointers that mark the end of program text and the beginning of variables.

On the Commodore 64, BASIC variables are stored in the same general area as the program, beginning immediately above the end of the program. Thus, a single pointer is used to mark where program text ends and variable storage begins. On the 128 (in 128 mode), variables are stored in a different memory bank. However, the computer still maintains a pointer to the end of program text so that it knows where to stop when saving the program.

To restore a program after NEW, you must put a nonzero link address at the beginning of the program and reset the end-of-program pointer to point to the actual end of the program. In a nutshell, that's how Unnew works. More specifically, it begins by turning on the ROMs and the character generator (just in case a program crash turned them off). Then it decrements the start-of-BASIC pointer by one and stores a zero in that location. This insures that the computer will find a zero in the first byte of BASIC program space. Then it adds one to the pointer and stores a nonzero value in the two bytes that form the first line's link address. Once this has been done, the program calls an internal ROM routine that corrects all the program's line link addresses. Finally, it resets the end-of-program pointer to point to the true end of

program text and ends by printing the usual READY prompt.

Worst-Case Scenario

Of course, there are some program crashes which Unnew can't fix. The 128 can always recover from a crash via the reset button. But if the crash POKEd garbage values into the program area, the program text may be irreparably garbled. That's why it's important to list the program after recovering it with Unnew, to make sure that the entire program is intact. The 64 does not have a reset button, and may be unable to recover from a hard crash—when the system locks up completely and cannot be recovered with RUN/STOP-RESTORE. To see what is meant by a hard crash, type this line and press RETURN (before you do so, make sure that you save any program that's in memory):

```
POKE 1,52
```

This POKE turns off the 64's BASIC and Kernal ROMs, making it impossible to use the computer at all. Unnew cannot be used, since you must be able to enter direct mode commands to load and activate the program. Unless you've installed a hardware reset switch, you have no recourse but to turn the power off and on. Once the power is turned off, the contents of memory are lost completely.

For instructions on entering these listings, please refer to "COMPUTE!'s Guide to Typing In Programs" in this issue of COMPUTE!.

Program 1: Commodore 64 Unnew

```
PM 10 POKE 53280,1:POKE 53281,
0:POKE646,1
JQ 20 PRINTCHR$(147):E=0:GOSUB
210:C=0
FR 30 OPEN15,8,15,"I0:"OPEN1,
8,8,"UNNEW 64 .OBJ,P,W"
GX 40 FORI=1TO38:C=C+1:IFC=15T
HENC=1
BH 50 :READA:CK=CK+A
XK 60 ::INPUT#15,EN,EM$,ET,ES:
IF EN<>0THENE=1:GOSUB210
AC 70 IF E=0THEN90
GX 80 PRINT:PRINT"DISK DRIVE E
RROR{3 SPACES}"EM$:END
QA 90 :POKE53281,C:POKE 53280,
C
DH 100 PRINT#1,CHR$(A);
KS 110 NEXT:POKE53281,0:POKE53
280,0:CLOSE1:PRINT#15,"
I0:"CLOSE15:PRINTCHR$(
147)
```

```

RG 120 IFCK<>3682THEN POKE5328
      0,2:POKE53281,2:GOTO140
PP 130 GOTO150
RC 140 PRINT:PRINT"CHECKSUM ER
      ROR, CHECK YOUR DATA ST
      ATEMENTS":E=1:GOSUB210:
      END
AF 150 A$="":PRINTCHR$(147)
CX 160 PRINT"COMPLETED WOULD Y
      OU LIKE TO SAVE THIS
      {3 SPACES}TO ANOTHER DI
      SK? (Y/N)"
BB 170 GET A$:IF A$=""THEN 170
DQ 180 IF A$<>"Y"THEN END
AP 190 RUN
XR 200 IFE=0THENPRINTCHR$(147)
RX 210 CLOSE1:OPEN15,8,15,"I0:
      ":CLOSE15
PA 220 PRINT:PRINT"SCRATCHING
      {SPACE}UNNEW 64 .OBJ
      {5 SPACES}":OPEN15,8,15
      ,"S0:UNNEW 64 .OBJ"
ED 230 PRINT#15,"I0":CLOSE15:
      IFE=1THEN RETURN
PK 240 PRINT:PRINT"CREATING UN
      NEW 64 .OBJ ON THIS DIS
      KETTE":RETURN
DK 250 REM
FQ 260 REM{2 SPACES}OPCODE
      {11 SPACES}SOURCE CODE
      {3 SPACES}COMMENTS
RS 270 REM{2 SPACES}-----
      {11 SPACES}-----
      {3 SPACES}-----
XP 280 REM
RB 290 DATA 060,003{5 SPACES}:
      REM{2 SPACES}ORG $033C
      {5 SPACES}PROGRAM START
      ING ADDRESS
MP 300 DATA 169,000{5 SPACES}:
      REM{2 SPACES}LDA #00
      {7 SPACES}END OF BASIC
      {SPACE}LINE FLAG
RP 310 DATA 168{9 SPACES}:REM
      {2 SPACES}TAY
      {11 SPACES}ZERO THE IND
      EX POINTER
AR 320 DATA 198,043{5 SPACES}:
      REM{2 SPACES}DEC $2B
      {7 SPACES}SET PROGRAM S
      TART TO PROGRAM START-1
JE 330 DATA 145,043{5 SPACES}:
      REM{2 SPACES}STA ($2B),
      Y{3 SPACES}SET END OF B
      ASIC LINE FLAG
GH 340 DATA 230,043{5 SPACES}:
      REM{2 SPACES}INC $2B
      {7 SPACES}RESTORE PROGR
      AM STARTING ADDRESS
CJ 350 DATA 169,001{5 SPACES}:
      REM{2 SPACES}LDA #$01
      {6 SPACES}PSEUDO LINE L
      INKS
QP 360 DATA 145,043{5 SPACES}:
      REM{2 SPACES}STA ($2B),
      Y{3 SPACES}SAVE AS PSEU
      DO LINE LINK LSB
XP 370 DATA 200{9 SPACES}:REM
      {2 SPACES}INY
      {11 SPACES}INCREMENT IN
      DEX POINTER TO MSB
QG 380 DATA 145,043{5 SPACES}:
      REM{2 SPACES}STA ($2B),
      Y{3 SPACES}SAVE AS PSEU
      DO LINE LINK MSB
MC 385 DATA 032,051,165 :REM
      {2 SPACES}JSR $A533
      {5 SPACES}RELINK THE BA
      SIC LINES
SR 390 DATA 24{10 SPACES}:REM
      {2 SPACES}CLC

```

```

KA 391 {11 SPACES}CLEAR CARRY
      {SPACE}FOR ADDITION
      DATA 165,034{5 SPACES}:
      REM{2 SPACES}LDA $22
      {7 SPACES}GET LSB OF TH
      E LAST LINE LINK
PF 392 DATA 164,035{5 SPACES}:
      REM{2 SPACES}LDY $23
      {7 SPACES}GET MSB OF TH
      E LAST LINE LINK
XB 393 DATA 105,002{5 SPACES}:
      REM{2 SPACES}ADC #2
      {5 SPACES}MOVE PAST THE
      MSB OF THE LAST LINE L
      INK
XD 394 DATA 144,001{5 SPACES}:
      REM{2 SPACES}BCC ORG+29
      {4 SPACES}IF NO, CARRY
      {SPACE}OVER FROM ADDITI
      ON BRANCH
ED 395 DATA 200{9 SPACES}:REM
      {2 SPACES}INY
      {11 SPACES}CARRY OVER,
      {SPACE}ADD ONE TO MSB
PM 400 DATA 133,045{5 SPACES}:
      REM{2 SPACES}STA $2D
      {7 SPACES}SAVE THE END
      {SPACE}OF THE PROGRAM
AH 401 DATA 132,046{5 SPACES}:
      REM{2 SPACES}STY $2E
      {7 SPACES}POINTERS FOR
      {SPACE}SAVE ETC..COMMAN
      DS
BR 410 DATA 076,116,164 :REM
      {2 SPACES}JMP $A474
      {5 SPACES}PRINT 'READY.
      ' TO THE SCREEN

```

Program 2: Commodore 128 Unnew

```

QG 10 COLOR0,1:COLOR1,2:COLOR4
      ,1:COLOR6,13:COLOR5,4
BA 20 IFRGR(0)=5THEN FAST:X=23
      :ELSE SLOW :X=0
CX 30 E=0:SCNCLR:GOSUB150:C=0
CP 40 DCLEARD0,U8:DOPEN#1,"UNN
      EW 128 .OBJ,P",D0,U8,W
DM 50 FORI=1TO30:C=C+1:IFC=15T
      HENC=1
XG 60 :READA$:A=DEC(A$)
JP 70 :IFDS<>0THEN E=1:GOSUB1
      50:PRINT"DISK DRIVER ERR
      OR{3 SPACES}"DS$:END
SH 80 :CK=CK+A
KG 90 :COLOR6,C:COLOR0,C
DH 100 PRINT#1,CHR$(A);
SA 110 NEXT:COLOR6,7:COLOR0,7:
      DCLOSE:DCLEARD0,U8:SCNC
      LR
KS 120 IFCK<>2844THEN COLOR6,3
      :COLOR0,3:CHAR1,X,10,(C
      HR$(15)+"CHECKSUM ERROR
      , CHECK DATA STATEMENTS
      "):E=1:GOSUB150:END
PC 130 X$="":SCNCLR:CHAR1,1,12
      ,"COMPLETED WOULD YOU L
      IKE TO SAVE THIS
      {2 SPACES}TO ANOTHER DI
      SK? (Y/N)":GETKEYX$:IFX
      $<>"Y"THEN END: ELSE RU
      N
GS 140 IF E=0 THEN SCNCLR
CR 150 DCLOSE:DCLEARD0,U8:CHA
      R1,X,12,"SCRATCHING UNN
      EW 128 .OBJ{8 SPACES}":
      SCRATCH"UNNEW 128 .OBJ"

```

```

,D0,U8:IFE=1THENRETURN
XK 160 IFVAL(RIGHT$(DS$,5)) >
      {SPACE}0THENCHAR1,X,12,
      "UNNEW 128 .OBJ WAS SCR
      ATCHED":SLEEP2:ELSE CHA
      R1,X,12,"UNNEW 128 .OBJ
      WAS NOT FOUND
      {11 SPACES}":SLEEP2
FA 170 CHAR1,X,12,"CREATING UN
      NEW 128 .OBJ ON THIS DI
      SKETTE{2 SPACES}":RETUR
      N
CF 180 REM
CJ 190 REM{2 SPACES}OPCODE
      {11 SPACES}SOURCE CODE
      {3 SPACES}COMMENTS
BD 200 REM{2 SPACES}-----
      {11 SPACES}-----
      {3 SPACES}-----
DG 210 REM
XP 220 DATA 00,0B{6 SPACES}:RE
      M{2 SPACES}ORG $0B00
      {5 SPACES}PROGRAM START
      ING ADDRESS
QB 230 DATA 8D,03,FF{3 SPACES}
      :REM{2 SPACES}STA $FF03
      {5 SPACES}TURN ON KERNAL
      AND BASIC ROMS,RAM BAN
      K 0, AND CHARACTER GEN
      ERATOR
MJ 240 DATA A9,00{6 SPACES}:RE
      M{2 SPACES}LDA #00
      {7 SPACES}END OF BASIC
      {SPACE}LINE FLAG
EG 250 DATA A8{9 SPACES}:REM
      {2 SPACES}TAY
      {11 SPACES}ZERO THE IND
      EX POINTER
SD 260 DATA C6,2D{6 SPACES}:RE
      M{2 SPACES}DEC $2D
      {7 SPACES}SET PROGRAM S
      TART TO PROGRAM START-1
JK 270 DATA 91,2D{6 SPACES}:RE
      M{2 SPACES}STA ($2D),Y
      {3 SPACES}SET END OF BA
      SIC LINE FLAG
GQ 280 DATA E6,2D{6 SPACES}:RE
      M{2 SPACES}INC $2D
      {7 SPACES}RESTORE PROGR
      AM STARTING ADDRESS
XX 281 DATA A9,01{6 SPACES}:RE
      M{2 SPACES}LDA #$01
      {6 SPACES}PSEUDO LINE L
      INKS
KF 290 DATA 91,2D{6 SPACES}:RE
      M{2 SPACES}STA ($2D),Y
      {3 SPACES}SAVE AS LINE
      {SPACE}PSEUDO LINE LINK
      LSB
XH 300 DATA C8{9 SPACES}:REM
      {2 SPACES}INY
      {11 SPACES}INCREMENT IN
      DEX POINTER TO MSB
AK 310 DATA 91,2D{6 SPACES}:RE
      M{2 SPACES}STA ($2D),Y
      {3 SPACES}SAVE AS LINE
      {SPACE}PSEUDO LINE LINK
      MSB
SX 320 DATA 20,4F,4F{3 SPACES}
      :REM{2 SPACES}JSR $4F4F
      {5 SPACES}RELINK THE BA
      SIC LINES
KX 330 DATA 20,82,4F{3 SPACES}
      :REM{2 SPACES}JSR $4F82
      {5 SPACES}PLACE THE END
      INTO END OF TEXT POINT
      ERS
CB 340 DATA 4C,37,4D{3 SPACES}
      :REM{2 SPACES}JMP $4D37
      {5 SPACES}PRINT 'READY.
      ' TO THE SCREEN

```

EDIT For Apple II

E. Joseph Billo
Richard A. DeJordy

This short utility improves the editing abilities of Apple II-series computers using DOS 3.3.

The shortcomings of the Apple's BASIC editor, designed in the infancy of personal computing, are familiar to every Apple owner. If you're a dedicated programmer, you've probably typed POKE 33,33 more times than you care to count. For those who aren't familiar with this command, here's a brief recap of what it does. The usual procedure for editing a BASIC line is to LIST the line, then use ESC and the arrow keys to position the cursor for editing. Although BASIC lists the line in a width of 33 columns, the cursor can travel across the entire 40-column width of the screen. If the line you're editing contains a string that wraps around from one screen line to the next, the editor inserts several extra blank spaces in the string at the place where it wraps. To avoid this unwanted effect, experienced programmers often enter POKE 33,33 before listing the line, to limit the width of the screen window to 33 columns.

In short, the built-in editor demands several steps just to place the cursor at the beginning of the line you wish to edit. First you need to enter POKE 33,33, followed by as many cursor movements as are needed to reach the desired line.

"EDIT for Apple II" eliminates the need for such contortions by adding a new command to DOS 3.3.

Typing The Program

Type in the program and save it with the filename HELLO on a disk containing DOS 3.3: When you boot the computer with that disk, the HELLO program automatically installs the EDIT command in DOS 3.3. (Note that any previously formatted DOS 3.3 program will already contain a HELLO program. This program will replace any existing HELLO program, so you should not store this program on any disk which contains a HELLO program you wish to keep.)

To edit a line, simply type EDIT followed by the desired line number. The computer sets the screen width to 33 columns, lists the line, and positions the cursor on the first digit of the line number, ready for editing. If you follow the EDIT command with a range of line numbers (for instance, EDIT 100-120), it displays the range of lines indicated for your reference.

Adding A New DOS Command

One advantage of this program is that it doesn't decrease the amount of memory available for programs. Rather than add a new command, it replaces INT, an existing DOS command. To accomplish this, it's nec-

essary to substitute a new command name for the name INT in the *command name table*, change the address of the command handler routine in the *command handler entry point table*, and change the keyword flag bytes in the *command valid keywords table*.

Perhaps the greatest obstacle faced in making EDIT a DOS command is that the DOS syntax checker doesn't accept any DOS command followed by a number in the range required for line numbers (0-63999). A few commands, such as PR# and MAXFILES, can include numbers, but only within a restricted range.

How, then, to trick DOS into accepting a command followed by a number like 1000? The solution used in this case is to make DOS think it's accepting a filename—something that begins with a letter of the alphabet instead of a number. The new command stored in the command name table is EDI (without a T). When the command parser sees the command EDIT 1000, it interprets it as the command EDI followed by the filename T 1000. Since the first character isn't a numeric digit, the parser lets it pass. The reason for selecting INT is that its three letters can be replaced by EDI without disturbing the rest of the DOS command table.

The simplest way to pass control to the BASIC LIST command handler, along with the line number, is to fool BASIC as well. Before

passing control to BASIC, the EDIT program scans the input buffer (\$200-\$2FF) where the characters EDIT 1000 are located, and changes the command EDI to LIS. Then control is passed to BASIC, where the BASIC syntax checker sees LIST 1000 and proceeds to list the line.

The following table lists the DOS 3.3 and monitor subroutines used in the program. The machine language code for the EDIT command is stored in an area that otherwise contains most of the DOS INIT command. As a result, you can't initialize an unformatted disk when EDIT is in place.

DOS And Monitor Routines

\$3DA	DOS 3.3 entry point vector for routine that updates monitor I/O routines.
\$A012	Exit DOS command parser if command not found in DOS command name table (command must be BASIC).
\$A22B	Alternate entry point to DOS command handler for PR# command. Executes PR#S (S in A-register).
\$FC22	Monitor subroutine to perform VTAB to row specified in cursor vertical (\$25).
\$FDF0	Monitor subroutine COUT1. Prints character in A register to screen.

EDIT For Apple II

For instructions on entering this listing, please refer to "COMPUTE!'s Guide to Typing In Programs" in this issue of COMPUTE!.

```

4E 10 REM ::GREETING PROGRAM TO
      INSTALL EDIT
09 20 POKE 43249,69: POKE 43250,
      68: POKE 43251,201: REM ::
      : 'EDI'
50 30 POKE 40268,147: POKE 40269
      ,174: REM :::ADDRESS
52 40 POKE 43319,32: POKE 43320,
      112: REM :::VALID KEYWORDS
70 50 POKE 40222,207: POKE 40223
      ,3: REM :::DISABLE INIT CO
      MPLETELY
80 60 FOR X = 44692 TO 44796: RE
      AD C: POKE X,C: NEXT
A8 100 DATA 169,193,133,54,169,1
      74,133,55,32,234,3,162,0,
      134,255,169,33,133,33,133
      ,253,160,2,202,232,189,0,
      2,217,247,174,208
E0 110 DATA 247,185,250,174,157,
      0,2,136,16,238,76,18,160,
      133,254,201,221,240,11,16
      5,36,208,2,230,255,165,25
      4,76,240,253,169,40
35 120 DATA 197,253,240,17,133,2
      53,166,255,198,37,202,208
      ,251,165,37,16,15,169,23,
      133,37,169,40,133,33,169,
      0,32,43,162,208,217
C3 130 DATA 76,34,252,201,196,19
      7,211,201,204 ©

```

SpeedView

An 80-Column Preview Program For SpeedScript

Mark Schreiner

"SpeedView," an enhancement for COMPUTE!'s Commodore 64 SpeedScript word processor (versions 3.0 and higher), provides 80-column previewing of text before the actual printing. Using 4 x 3 high-resolution blocks, the program shows exactly how each page of the document will look when printed. A disk drive is required to create the combined file containing both SpeedScript and SpeedView.

SpeedScript, COMPUTE!'s popular word processor, becomes an even more useful resource with this program. "SpeedView" lets you preview your text file in 80 columns so you can see precisely how a print-out of your document will look.

Typing It In

Program 1 is a BASIC loader which creates SpeedView. Type in and save the program; then run it. When the program asks for a filename, enter the name you wish to use for the machine language program.

To use SpeedView, load *SpeedScript* but *do not run it yet*. Next, load SpeedView with the command

LOAD "SPEEDVIEW",8,1, replacing SPEEDVIEW with the name you used when creating the program (tape users should substitute ,1,1 for ,8,1 in this command). Finally, type SYS 9480 and press RETURN. This command activates SpeedScript with the SpeedView enhancement.

Two For One

If you plan to use SpeedView regularly, you have the option of creating a combined file which contains both *SpeedScript* and SpeedView. Like *SpeedScript*, the unified file loads and runs just like an ordinary BASIC program. To create this file, type in and save Program 2. Reset the computer by turning it off and on; then enter this command and press RETURN:

POKE 44,48:POKE 48*256,0:NEW

Load Program 2 back into memory and insert a disk containing copies of both *SpeedScript* and SpeedView. When you run Program 2, it asks you to enter the names of the *SpeedScript* and SpeedView files on the disk in the drive. After you've entered these

filenames, you are prompted to enter a name for the new, combined file. Program 2 reads both files into memory, modifies the BASIC portion of *SpeedScript*, then writes the unified package back to disk using the filename you selected.

To use this combined program, load and run it as you would any BASIC program. You now have a copy of *SpeedScript* with *SpeedView* permanently installed.

SpeedView Operation

To use *SpeedView*, press CTRL-SHIFT-P, followed by S, the command sequence to direct *SpeedScript*'s output to the screen. Instead of the usual jumble of scrolling lines, *SpeedView* presents a neatly formatted representation of the document's first page. Press RETURN to view succeeding pages. *SpeedView* shows exactly how each page will look when printed on paper. When the last page has been displayed, press any key to return to *SpeedScript*. The screen preview option is the only *SpeedScript* command changed by *SpeedView*. All others function normally.

You should never press RESTORE while previewing a document with *SpeedView*. If you must exit *SpeedScript*, press RETURN until you have reached the end of the *SpeedView* display and return to *SpeedScript*; then press RESTORE to exit. If you do not use the combined file, remember that the proper sequence is to load *SpeedScript*, load *SpeedView*, then activate *SpeedView* with the SYS command described above.

Some printkey values may not show up during the 80-column preview. *SpeedView* displays only those characters whose Commodore ASCII values are in the range of 32-90, or 193-218, inclusive. This includes the upper and lowercase alphabets, numerals, and punctuation marks. The *SpeedView* program code occupies 1.5K of space that's otherwise available for text memory. As a result, you may not be able to preview a very long document without breaking it into two smaller files. *SpeedView* behaves erratically if you change the page length to any value other than 66, or the right margin to any value greater than 80. To obtain the

best results, make sure to use those settings.

For instructions on entering these listings, please refer to "COMPUTE!'s Guide to Typing In Programs" in this issue of COMPUTE!.

Program 1: SpeedView

```

SB 100 OPEN15,8,15
FX 110 INPUT "FILENAME FOR SPE
EDVIEW FILE";F$:IF LEN(
F$)=0 THEN CLOSE 15:END
DG 120 OPEN 2,8,2,F$+",P,W"
XP 130 INPUT#15,A,A$,B,C:IF A=
0 THEN PRINT "CREATING
{SPACE}ML FILE":GOTO190
AG 140 IF A<>63 THEN PRINT A$:
CLOSE 15:END
CS 150 PRINT "FILE EXISTS. REP
LACE IT? (Y/N)"
FM 160 GET X$:IFX$="" THEN160
MR 170 IF X$<>"Y" AND X$<>"N"
{SPACE}THEN CLOSE 15:EN
D
DK 180 PRINT#15,"S0:"+F$:CLOSE
2:GOTO120
GD 190 READ BYT:IF BYT<>256 TH
EN PRINT#2,CHR$(BYT);:G
OTO190
CX 200 CLOSE 2:CLOSE 15:PRINT
{SPACE}"DONE"
QG 210 DATA 0,37,0,0,0,0,0,0
,0,162,196
MC 220 DATA 160,37,142,38,3,14
0,39,3,169,38
KQ 230 DATA 141,169,9,169,203,
141,177,9,169,0
JG 240 DATA 141,164,31,162,148
,160,38,142,110,23
EH 250 DATA 140,111,23,162,163
,160,38,142,137,24
EM 260 DATA 140,138,24,169,32,
141,136,24,76,13
RJ 270 DATA 8,169,0,141,2,37,1
41,3,37,173
PF 280 DATA 4,37,24,105,3,141,
4,37,238,5
PP 290 DATA 37,173,5,37,201,66
,208,10,32,228
DX 300 DATA 255,201,13,208,249
,32,101,37,76,248
EH 310 DATA 37,169,23,141,24,2
08,169,27,141,17
SG 320 DATA 208,169,151,141,0,
221,169,0,141,0
EQ 330 DATA 37,96,169,148,141,
0,221,169,59,141
EF 340 DATA 17,208,169,56,141,
24,208,141,0,37
HH 350 DATA 169,224,141,166,37
,169,0,141,5,37
AC 360 DATA 141,165,37,141,2,3
7,141,3,37,141
SE 370 DATA 4,37,170,138,157,0
,224,232,208,250
PM 380 DATA 238,166,37,173,166
,37,208,241,169,16
QP 390 DATA 157,0,204,157,0,20
5,157,0,206,157
EA 400 DATA 0,207,232,208,241,
96,72,141,1,37
SD 410 DATA 152,72,138,72,173,
7,37,240,45,173
FR 420 DATA 0,37,208,3,32,122,
37,173,1,37
GP 430 DATA 201,13,208,3,76,61
,37,201,32,208
GR 440 DATA 3,76,18,38,144,12,
201,219,176,8

```

```

DK 450 DATA 201,193,176,18,201
,91,144,14,104,170
DM 460 DATA 104,168,104,96,104
,170,104,168,104,76
AX 470 DATA 202,241,32,38,38,2
38,4,37,32,38
QA 480 DATA 38,206,4,37,169,4,
24,109,2,37
PR 490 DATA 141,2,37,173,3,37,
105,0,141,3
JQ 500 DATA 37,76,248,37,165,2
54,72,165,255,72
FD 510 DATA 173,4,37,74,74,74,
133,255,160,0
KS 520 DATA 132,254,74,102,254
,74,102,254,101,255
CD 530 DATA 133,255,173,4,37,4
1,7,24,101,254
KB 540 DATA 133,254,165,255,10
5,224,133,255,173,2
EX 550 DATA 37,41,248,24,101,2
54,133,254,165,255
KC 560 DATA 109,3,37,133,255,1
73,2,37,41,7
MS 570 DATA 170,169,0,56,106,2
02,16,252,141,6
FX 580 DATA 37,74,13,6,37,74,1
3,6,37,72
AB 590 DATA 160,0,166,1,169,52
,120,133,1,104
FH 600 DATA 17,254,145,254,134
,1,88,104,133,255
JD 610 DATA 104,133,254,96,72,
224,3,208,5,169
KC 620 DATA 1,141,7,37,104,32,
186,255,96,141
ED 630 DATA 29,13,72,169,0,141
,7,37,32,101
PK 640 DATA 37,104,96,256

```

Program 2: Unified File Maker

```

RJ 100 IFA=0THENINPUT "{CLR}NAM
E OF SPEEDSCRIPT";SS$:I
NPUT"NAME OF SPEEDVIEW"
;SV$
AE 120 IFA=0THENA=1:INPUT"NAME
OF COMBINED FILE";NF$:
PRINT"{DOWN}LOADING FIL
ES"
GQ 130 IFA=1THENA=2:LOADSS$,8,
1
SF 140 IFA=2THENA=3:LOADSV$,8,
1
MQ 150 A$="9480":FORI=0TO3:POK
E2054+I,ASC(MID$(A$,I+1
,1)):NEXT
QS 155 PRINT"{DOWN}WRITING COM
BINED FILE":OPEN1,8,8,"
0:"+NF$+",P,W"
JX 165 PRINT#1,CHR$(1);CHR$(8)
;
HS 170 FORI=2049TO9910:PRINT#1
,CHR$(PEEK(I));:NEXT:CL
OSE1:END ©

```

COMPUTE!
TOLL FREE
Subscription
Order Line
1-800-247-5470
 In IA 1-800-532-1272

Commodore 128 Machine Language

Part 4

Jim Butterfield, Associate Editor

Previous installments of this series of articles have explained some fundamentals of machine language programming on the Commodore 128. In this session, we'll look at ways that a program can get information from various parts of the 128's memory architecture.

Banks Or Configurations

Figure 1 shows the memory configuration called bank 15. As you can see, it's a varied assortment of memory elements: RAM, ROM, and I/O chip registers. The bank 15 configuration is usually the most comfortable setup for machine language programming.

Sometimes a program needs to get information from an area that's not visible in the current configuration. When this happens, the configuration must be switched to allow access to the desired data. The switch may be very brief indeed—just long enough to allow the data to be read or stored—or it may be a semipermanent reconfiguration.

Types Of Bank Switch

Data may be read from or written to any standard configuration (bank) by using one of a set of Kernal subroutines. The routine named `INDFET` (`$FF74`) gets a byte, `INDSTA` (`$FF77`) stores a byte, and `INDCMP` (`$FF7A`) compares a byte

Figure 1. Bank 15 Configuration

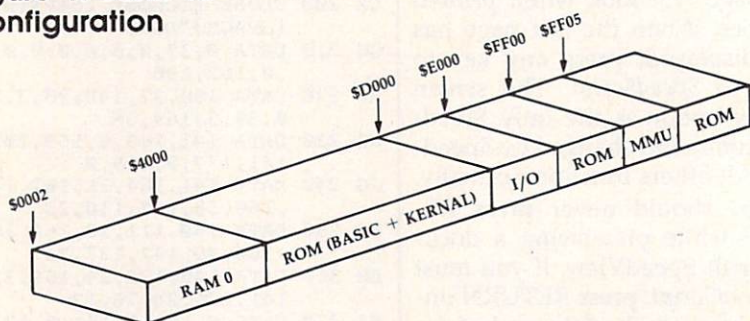


Figure 2. Bank 0 Configuration

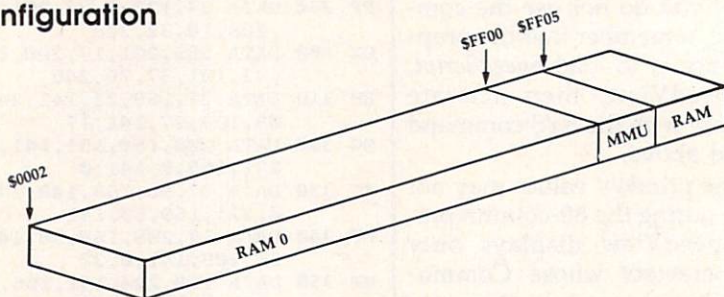
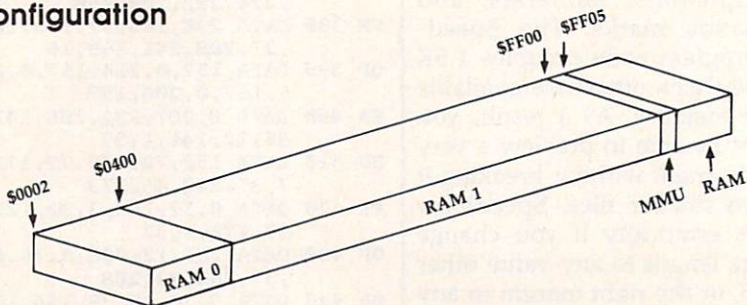


Figure 3. Bank 1 Configuration



(more on these later). First note that these three routines are a little slow (measured on the rapid scale of machine language operations). They switch in the appropriate configuration, do their business with one byte, then switch everything back. To read, compare, or store a hundred bytes, these routines would perform two hundred bank switches.

As an alternative, you can manipulate the configuration directly. The configuration can remain for as long as you need. However, you must be careful. If you switch out the Kernal ROM, you must take care not to try to use Kernal routines until it has been switched back in. The same goes for the I/O registers: You can't use them when they are not there (when the processor has no means to address them). Worst of all, a clumsy program could make itself vanish by switching out the bank in which it resides.

The Kernal Switches

For most purposes, only four standard configurations are necessary:

Bank 15. Very convenient for ML programming. It has RAM from block 0, BASIC and Kernal ROMs, and the I/O chip registers (Figure 1).

Bank 14. Very similar to bank 15, but this configuration contains the character generator ROM at locations \$D000-\$DFFF instead of the I/O chip registers.

Bank 0. Almost purely RAM from block 0. The exceptions are addresses \$0000-\$0001, which are the 8502 microprocessor's on-chip I/O port registers and addresses \$FF00-\$FF04, where MMU (memory management unit) chip registers are always seen, regardless of the bank configuration. Your machine language program will usually reside in this bank, and BASIC program text will also be stored here. As long as you don't try to do I/O or call Kernal routines, it's also a convenient bank for ML programming (Figure 2).

Bank 1. RAM from block 0 in addresses \$0002-\$0400. Above that, the bank consists of RAM from block 1 (except for the MMU chip registers at \$FF00-\$FF04). Use this configuration to read or change BASIC variables, arrays, and strings (Figure 3).

Your program may reside in one place, but may need access to information from an area that isn't visible in the current configuration. To do this, you may use one of the following Kernal routines:

INDFET	INDirect FETch	\$FF74
INDSTA	INDirect STore	\$FF77
INDCMP	INDirect CoMPare	\$FF7A

Note that these routines are in Kernal ROM. If you call them, the Kernal must be visible, and that usually means that you're in bank 15. Before calling the routine, you must set up an indirect address somewhere in the zero page of memory to be a pointer to the address you wish to access. Then you must tell the routine where this indirect address is located, and set the processor's Y register with the offset from the address in the pointer to the one you actually wish to access. (Load Y with \$00 if you wish to access the exact address in the pointer.)

Here's an example. Suppose you wish to read the contents of address \$2468 within bank 1 using the Kernal INDFET routine. The first job is to pick an indirect address somewhere in page zero to serve as a pointer. Locations \$FB-\$FC are free, so the desired address can go there (LDA #\$68: STA \$FB: LDA #\$24: STA \$FC). In this case we set Y to zero (LDY #\$00). The bank number goes into the X register (LDX #\$01 for bank 1). Finally, we must tell the INDFET routine where to find the indirect address pointer we have set up. This is done by loading the accumulator (A register) with the pointer address: LDA #\$FB. Now we can call INDFET with JSR \$FF74. Upon return from the ROM routine, the accumulator will hold the value read from address \$2468 in bank 1.

The procedure for using INDSTA or INDCMP to store or compare a value in another bank configuration is similar, except that it takes a bit more work to indicate the direct address location. Suppose you want to store the value 7 into location \$CDEF in bank 0. It could be done this way: Begin by storing the target address in \$FB-\$FC (LDA #\$EF: STA \$FB: LDA #\$CD: STA \$FC). Next, tell the system where the indirect address pointer is located by storing

the pointer address directly in the INDSTA routine, at address \$02B9 (LDA #\$FB: STA \$02B9). To use INDCMP comparison rather than INDSTA for a store, you should store the indirect pointer address in \$02C8. Set up the Y index (LDY #\$0) and put the bank number in X (LDA #\$00 for bank 0). Now you can load the byte value to be stored into the accumulator (LDA #\$07) and complete the store operation with JSR \$FF77.

After having done the selected task, these ROM routines return you to the same configuration that was set up when the routine was called. By the way, if you're wondering if there is a proper bank for addresses such as \$FA or \$02B9, don't worry. Addresses below \$0400 are always seen in block 0 RAM in normal operation.

If you're using the bank 15 configuration, a shortcut is available for storing data in bank 0. Remember that bank 0 and bank 15 see the same RAM (block 0) in all addresses below \$4000. In the bank 15 configuration, reading the contents of a ROM address (\$4000-\$CFFF or \$E000-\$FFFF) always returns the value from the corresponding ROM location, but writing to the address actually causes the value to be stored in the corresponding location in the underlying block 0 RAM. Thus, when you are programming in bank 15 (or bank 14), it's not necessary to use INDSTA to place values in bank 0 unless you need access to a RAM address under the I/O block (\$D000-\$DFFF). For instance, the example above could have placed a value in location \$CDEF of bank 0 simply using STA \$CDEF. However, the INDFET and INDCMP routines are still required for reading or comparing bank 0 locations from the bank 15 configuration.

Example Program

Here's a program to illustrate these techniques. First, a word to explain what it does. INPUT# is a problem command in BASIC. It often works well and efficiently, but it misbehaves when it encounters certain characters in a file. The characters that cause the most trouble are the comma, the colon, and sometimes quotation marks. If any of these are

since many 64 programs use these same areas, it's hard to find a place for a new machine language program without consuming some of BASIC RAM, which in turn leaves less room for a BASIC program and variables.

Fortunately, there's another solution. The 64 has a full 16K (16,384 bytes) of RAM underlying the BASIC and Kernal ROM chip addresses. The BASIC language interpreter is located in the 8K section from 40960-49151 (\$A000-\$BFFF), and the Kernal operating system is located in the 8K section from 57344-65535 (\$E000-\$FFFF).

To use this extra memory from BASIC, however, is not easy—one reason why it's often called hidden RAM. If you SYS to an address in this area from BASIC, the computer executes the instructions recorded in the ROM addresses, ignoring the contents of the hidden RAM. For instance, SYS 59626 calls the Kernal ROM routine that scrolls the screen up one line. SYS 58726 calls the ROM routine to home the cursor, and so on.

"64 RAM Expander" opens up new programming space by allowing you to SYS to a machine language program stored in underlying RAM. It doesn't really expand your 64's memory (the RAM has been there all the time), but the effect is the same as if you suddenly gained 16K of extra memory space.

Expand Your RAM

Type in and save a copy of 64 RAM Expander (Program 1). To use the program, simply load and run it. Now you can install any machine language program designed to reside in the hidden RAM. Use the statement SYS 920 to tell the computer that subsequent SYS statements will use the hidden RAM area. To return SYS to normal, use the statement SYS 931. These two commands allow you to switch the hidden RAM in and out at will.

When you SYS to hidden RAM, 64 RAM Expander switches out the ROM overlying the area where the program is located. If your program doesn't call BASIC or Kernal routines, that poses no problems. But BASIC ROM routines are not available when you SYS to a program located under BASIC (however, you

may still call Kernal ROM routines). If your program is located under the Kernal ROM, neither BASIC nor Kernal routines are available, since switching out the Kernal ROM switches out BASIC as well.

This program occupies the cassette buffer area from memory locations 920-1018 (\$0398-\$03FA). Do not use those locations when 64 RAM Expander is installed.

A Short Demonstration

Program 2 is a short BASIC loader which demonstrates 64 RAM Expander. Load and run 64 RAM Expander; then load and run Program 2. It POKES a short machine language routine into the RAM underlying BASIC ROM, activates 64 RAM Expander with SYS 920, then activates the hidden ML program with a SYS to location 41000 (SA in line 90). The program cycles the screen border colors until you press a key.

If you're not familiar with bank switching on the 64, you may well wonder how one writes a program designed to live in the RAM under ROM. Most machine language monitors see only ROM at those addresses, since the monitor itself typically needs ROM routines to function. One way is to write fully relocatable code, which executes the same way no matter where it loads into memory. The longer the program, however, the more difficult it becomes to preserve full relocatability. Another way is to write the program in a more convenient area, then adjust all the absolute addresses by hand. Again, that's a tedious business for all but the simplest programs. The best solution is to use a good machine language assembler which allows you to assemble object code to a disk file rather than to memory. Once the object file has been created, you can load it with ,8,1. Like POKEs from BASIC, a relocating load stores data in underlying RAM rather than ROM.

For instructions on entering these listings, please refer to "COMPUTE!'s Guide to Typing In Programs" in this issue of COMPUTE!.

Program 1: 64 RAM Expander

```
KE 10 PRINT "{CLR}":T=0:FOR I=9
20 TO 1018:READX:T=T+X:P
OKEI,X:NEXT
```

```
FC 20 IF T<>9573 THEN PRINT"ER
ROR IN DATA STATEMENTS!!
":END
FM 30 PRINT"EASY 16K IS NOW RE
ADY FOR USE!":END
ES 31 DATA 169,174,141,8,3,169
,3,141,9,3,96,169,228,14
1,8,3,169
PG 32 DATA 167,141,9,3,96,32,1
15,0,8,201,158,240,4,40,
76,231,167
EM 33 DATA 40,32,115,0,32,138,
173,32,247,183,24,165,21
,105,32,144,8
QX 34 DATA 120,169,48,133,1,76
,227,3,165,21,105,64,176
,10,165,21,105
GD 35 DATA 96,144,4,169,54,133
,1,169,243,56,233,1,170,
169,3,233,0
PD 36 DATA 72,138,72,108,20,0,
169,55,133,1,88,76,174,1
67
```

Program 2: RAM Expansion Demo

```
CS 10 REM POKe PROGRAM INTO RA
M UNDER BASIC ROM
GB 20 ADR=41000:SA=ADR:CHK=0
EF 30 READ BYTE:IF BYTE<>256 T
HEN POKe ADR,BYTE:ADR=AD
R+1:CHK=CHK+BYTE:GOTO 30
RD 40 IF CHK<>1577 THEN PRINT
{SPACE}"ERROR IN DATA ST
ATEMENTS":END
QE 50 SYS 920:REM TURN ON RAM
{SPACE}EXPANDER
BG 60 PRINT:PRINT
DX 70 PRINT "NOW RUNNING ML PR
OGRAM UNDER BASIC ROM."
ED 80 PRINT "PRESS ANY KEY TO
{SPACE}QUIT."
EA 90 SYS SA:REM START OUR PRO
GRAM
CD 100 DATA 238,32,208,32,228,
255,240
DS 110 DATA 248,96,256
```

©

Attention Programmers

COMPUTE! magazine is currently looking for quality articles on Commodore, Atari, Apple, and IBM computers (including the Commodore Amiga and Atari ST). If you have an interesting home application, educational program, programming utility, or game, submit it to COMPUTE!, P.O. Box 5406, Greensboro, NC 27403. Or write for a copy of our "Writer's Guidelines."



Whatever Happened To Logo?

Five years ago I predicted the demise of BASIC and its eventual displacement by Logo as a programming language for neophytes. In the intervening years I have spoken in defense of Logo to thousands of school teachers interested in educational computing, written numerous articles about Logo (including a monthly column that appeared in *COMPUTE!*), written seven books on the topic, and used Logo as my own programming language of choice and as a language for a successful course for graduate students in design.

As I look back on the past five years, I see that my own vision was clouded by my enthusiasm and that what I saw was largely a dream, not an accurate reflection of the world of educational computing. BASIC, for all its warts (and it has plenty), is as firmly entrenched as the QWERTY keyboard. Far from being dead, it is as popular as ever. Its original developers have even breathed respectability into BASIC by providing it with features found in other programming languages.

The Vision

Logo burst into public view with a one-two punch that seemed to gather momentum among computer-using educators who saw the computer as a tool for developing a new curriculum in problem solving. Based on the notion that children learn best by discovery, Logo was seen by its creator, Seymour Papert, as a language that children could use to make discoveries about mathematics. His views, developed over years of study and research at MIT and elsewhere, were published in the book *Mindstorms—Children, Computers, and Powerful Ideas* (Basic Books, 1980). Shortly after his book appeared, versions of Logo were developed for just about every computer to come along.

Logo was presented as more than a programming language; it was inextricably linked to an educational philosophy—a philosophy that placed the child in an active role in the learning process. However wonderful Papert's ideas may be, many of them run counter to education as it is practiced in this country. Educational reform is a lengthy process and, while the philosophy associated with Logo points in a direction that appeals to some of us, it apparently lacks the "critical mass" of a Sputnik needed to shift our educational system.

LISP For Mortals

Logo is based on the artificial intelligence programming language, LISP. Like LISP, Logo supports symbolic (as opposed to purely numerical) computation. It was Logo's ability to support the creation of programs that touched the reaches of modern computer science—not its philosophical underpinnings—that attracted me to it in the first place.

But, because Logo was treated by many as a geometry language for kids that would let them create pretty pictures, the remainder of this language lay hidden from view. Of the authors whose books are still in print, Brian Harvey and I are among the few who have explored the spectrum of Logo programming in any depth.

A problem encountered by many who try to use Logo as a programming language is that it supports powerful computational concepts (such as recursion) that are hard for neophytes to grasp. Most beginning Logo programmers quickly master the descriptive graphics programming aspects of the language and then give up when they encounter the more difficult domain of Logo's symbolic computation. For example, Logo makes little distinction between

programs and data. This allows Logo programs to be written whose output is other Logo programs, but this requires some skill to master. Most teachers lack the time needed to learn the nongraphic aspects of Logo, and this has helped perpetuate the myth that Logo is a picture-drawing language only to be used by young children.

Slow And Big

Even those who have mastered "the rest of Logo" have found the going rough. Most interpreted versions of this language are slow and big. This has two consequences for those who use Logo on 64K- or 128K-based computers. First, Logo programs run much slower than their BASIC counterparts. Second, users can't write very large programs. These two defects, however, are the result of Logo's implementations, not defects in the language itself.

A few years ago, those of us who saw Logo as more than a playground for young minds started a campaign to encourage the development of a Logo compiler. A compiler solves both the speed and size problems at once. It is interesting to note that none of the Logo language vendors within geographic proximity of Papert's MIT responded to this challenge. Instead, the first commercial Logo compiler for a microcomputer was developed by Expertelligence in Santa Barbara, California. Recently, Coral, an East Coast company, announced a compiler-based Logo.

While these are steps in the right direction, Logo deserves to be widely used. And it will die unless its base is broadened.

David Thornburg is a regular contributor to this magazine and is the designer of Calliope™, a nonlinear idea processor for the Macintosh and Apple II series of computers. He can be reached in care of this magazine. ©



The World Inside the Computer

Fred D'Ignazio, Associate Editor

Computer Pop-up Books

My seven-year-old son Eric is a highly visual thinker, as evidenced by the intricate and elaborate drawings he makes of bridges, underground mines, space stations, buildings, and mazes. Eric is fascinated by books with detailed, complex pictures like *Noah's Ark* by Peter Spier, and *Cathedral and Pyramid* by David Macaulay. On the other hand, he struggles with books which have lots of words but whose pictures are simple and spare. And, unfortunately, in school the tendency is to wean Eric from pictures and to force him to use words instead.

Eric may not love books and words, but he does love stories, and he has a rich imagination. He likes to do his storytelling visually by dressing up and acting out parts and by creating concoctions and inventions out of things like string, rubber bands, play dough, balloons, food coloring, and water. This interest in storytelling through manipulation of real objects carries through to Eric's love of Lego building blocks and robot GoBots and Transformers. Eric will spend hours designing a Lego spaceship or transforming his little robots, but he won't spend ten minutes with a book. For Eric, the environment of the book is too frozen, abstract, and visually impoverished, compared to the rich, dynamic, visual environment of his favorite toys.

Eric is not particularly interested in books in general, but he loves "pop-up" books where the emphasis is less on words and more on manipulating the characters and objects in the stories. I recently discovered a new series of pop-up "books" for Apple computers that I think Eric will love. The books are part of the Explore-a-Story series being published by D.C. Heath, the school textbook company. There are eight different titles in the se-

ries, including "The Bald-Headed Chicken," "The Lima Bean Dream," and "What Makes a Dinosaur Sore?"

Transformable Software Books

The books themselves are nice enough; they are similar to other children's picture books. But it is the software "books" that are unique and exciting. Children can page through the software book on the computer display screen just as they would page through the picture book.


Then the real fun starts.

Using a mouse, joystick, or keyboard, children can transform the original story into something completely new. They can move any character or object in the story, or change the entire background. They can add dozens of new characters and objects to each illustration. They can add their own text to each story page, erase the old text, or create entirely new text. The story can then be saved to disk or printed out as text or as a coloring book.

There are several features of Explore-a-Story books that appeal to me and which I think will appeal to Eric. First, unlike standard printed books, the Explore-a-Stories are not immutable. They are like sand in a sandbox—"story starters" which give children a micro-world in which to concoct stories of their own.

Second, Explore-a-Stories are like good pop-up books because they combine three great elements which appeal to children: mystery, surprise, and animation. Built into the stories are all sorts of surprise characters and character actions. Whenever you set a character down, it "comes to life": rabbits hop, frogs bounce, eagles soar, lima beans dance and flop. Mothers turn flips. Fathers somersault.

Third, Explore-a-Stories are



like transformers because they let children manipulate the stories and transform them into something new and personally meaningful to each child.

"Create your own story" software is hardly new, but Explore-a-Stories have eliminated many of the defects in earlier programs and elevated the genre to a new level. And children like Eric might be coaxed away from a purely visual orientation to the world. This software gives them the ability to manipulate words almost as easily as pictures.

Each Explore-a-Story package costs \$66 and comes with a double-sided disk, a backup disk, a teacher's manual, and five copies of the story. The disk runs on an Apple IIc or IIe with 128K. For more information, write D.C. Heath at 125 Spring Street, Lexington, MA 02173. ©



BASIC Slide Show For NEOchrome And DEGAS

Nearly every ST owner has used *NEOchrome*, the graphics program supplied with the computer, or *DEGAS*, the excellent drawing program written by Tom Hudson. Both programs allow you to create stunning graphics, but how can you incorporate such pictures in a BASIC program of your own? This month's program demonstrates one way to display *NEOchrome* and *DEGAS* pictures in any screen resolution, on color or monochrome 520ST or 1040ST systems. It adjusts automatically for the differences between *DEGAS* and *NEOchrome* pictures. However, you must set the correct screen resolution with Set Preferences *before* you run the slide show. (No harm is done if you display a picture in the wrong resolution, but the picture will be jumbled because the screen's bitplanes don't match up correctly.)

The program begins by asking for the filename of the picture you want to display. Enter the full drive-path and filename, including the extension. For instance, to display the *NEOchrome* file *MYPIC.NEO* located on the disk in drive A:, type the filename `A:\MYPIC.NEO` and press RETURN. To display a *DEGAS* file named *MYPIC.PI2* from the subdirectory *BASIC* in drive B:, use `B:\BASIC\MYPIC.PI2`. Don't confuse the backslash (\) character with a normal slash (/) when typing filenames. The backslash indicates a subdirectory and is not interchangeable with a slash. After you've entered the filename, the program displays the picture and waits for you to press either mouse button. When you press the button, the screen clears, the original palette colors are restored, and you're invited to enter another filename. To exit, press RETURN at the prompt.

Behind The Scenes

Since column space is limited, this

program includes only the bare essentials needed to get a filename and display a picture. If you want to transport these techniques to a program of your own, you'll probably want to refine the input routine and perform some checks for disk errors. Here's a nutshell description of how the program works. Lines 150-170 save the original palette colors in the array *SAV%*. Lines 180-190 call a VDI routine that hides the mouse pointer (so it won't spoil the picture). Lines 200-300 get the filename, adjust for the file type, and set the color palette for the new picture. The routine called in line 310 clears the entire screen surface with a VDI system routine. Lines 320-330 *BLOAD* the file into

screen memory, and line 340 calls a routine that waits for a button to be pressed. Line 350 restores the previous palette so you can see what you're typing. Line 360 clears the last picture from the screen and goes back for another filename.

When you exit the program, lines 440-460 make the mouse pointer visible again. Notice that BASIC's menu titles don't reappear, although the menus still work as usual. ST BASIC is intelligent enough to redraw its windows when needed—unless you're rash enough to close all the windows at once—but it never refreshes the menu bar. The assumption seems to be that nobody would ever want to display full-screen graphics from

THE ATARI
TEN COMMANDMENTS

IIII

**"We shall create a computer
that sets a new standard for
speed and performance."** *Just Pascal*
ATARI CORP.

The revolutionary 1040ST™ has a sizzling clock speed of 8 MHz that the competition just can't touch. And the more speed your computer has, the less time you'll waste waiting for it to do its job.

It's what you would expect from a system driven by a powerful 68000 microprocessor.

Similarly, the 1040ST delivers one Megabyte of memory for you to work with, which is two to four times more than our competitors deliver.

And we've succeeded in creating this amazing combination of speed and performance for the incredibly low price of just \$999.

Which means the 1040ST sets new standards for speed, performance and price!

The ATARI 1040ST is at your computer retailer now.





© 1986, Atari Corp.
ATARI and 1040ST are TM's or reg. TM's of Atari Corp.

COMB

Authorized Liquidator



COMMODORE® VICMODEM™

- Use with the Commodore® C64™, the SX-64 or the VIC-20 Computer.
- Bell 103 Compatible.
- Full Duplex; 300 Baud.
- Manual Dial Direct Connecting.
- FCC Registered.

This Modem is **LOW liquidation** priced because it was closed out by Commodore®. Add it to your computer for access to timely financial information, news and reference libraries...as near as your phone! An affordable introduction to phone/computer services; and you can communicate with computer users who also own modems!

Use with data cassette (included), or with terminal program software, available at computer stores.

90-Day Limited Factory Warranty.

Mfr. List Price **\$59.00**

Liquidation
Priced At Only **\$19**

Item H-1701-7041-072

Shipping, handling: \$4.00 each

Commodore is a registered trademark of Commodore Electronics, Ltd.

Credit card customers can order by phone,
24 hours a day,
7 days a week.



Toll-Free: 1-800-328-0609

Sales outside the 48 contiguous states are subject to special conditions. Please call or write to inquire.

SEND TO: Item H-1701
C.O.M.B. Direct Marketing Corp.

1405 Xenium Lane N/Minneapolis, MN 55441-4494

Send ___ Modem(s) Item H-1701-7041-072 at \$19 each plus \$4 each for shipping, handling. (Minnesota residents add 6% sales tax. Sorry, no C.O.D. orders.)

My check or money order is enclosed. (No delays in processing orders paid by Check.)

Charge: VISA® MasterCard® American Express®

Acct. No. _____ Exp. _____

PLEASE PRINT CLEARLY

Name _____

Address _____

City _____

State _____ ZIP _____

Phone (____) _____

Sign Here _____

BASIC.

Handling Picture Files

Regardless of screen resolution, *NEOchrome* and *DEGAS* files always contain 32,000 bytes of actual screen data preceded by a short header. The header records the picture's resolution and color palette; it's 34 bytes long for *DEGAS* and 128 bytes long for *NEOchrome*. The palette data occupies 32 bytes. *NEOchrome* files also contain extra data for color cycling (this program doesn't do color cycling; it uses the palette that was in effect when you saved the picture).

To reconstruct a picture, the slide-show program reads the palette portion of the file into the string COL\$, then directs the computer to use the bytes in COL\$ as the new palette. Then it BLOADs the file into the ST's screen memory, using an offset to prevent the header portion of the file from going into the screen.

Location &H44E is a pointer that tells you where screen memory begins. Location &H45A, which ordinarily contains a zero, is a flag that lets you switch to a new palette. The ST scans this location as a background task during every VBI (vertical blank interrupt) interval. When you POKE a nonzero value into &H45A, the computer uses that value as the address of the new color palette. The program discovers the current palette by PEEKing the video display registers at 16745024. If the new version of ST BASIC includes ASK RGB and RGB (see last month's column) you should be able to read and change the palette with BASIC commands instead of fiddling with hardware registers.

System Variables

Locations &H44E and &H45A are "official" system variables that Atari has promised not to change in future system updates. Another interesting variable is location &H45E, a screen pointer flag that's scanned during the VBI like the palette flag. When you put a nonzero value there, the ST uses the value as the new address for screen memory, making it possible to page-flip between alternate screens.

If you incorporate these meth-

ods in a program of your own, be sure to use double-precision variables when dealing with system addresses. The DEFDBL A statement in this program defines all variables starting with A as double-precision, which in turn causes BASIC to use longword (four-byte) values when you PEEK or POKE with those variables. POKEing a byte-length or word-length (two-byte) value into a place like &H45A usually causes a crash known as a *bus error* when the processor tries to address a non-existent memory location.

BASIC Slide Show

```

100 rem Display Degas/Neochrome pics.
110 rem Set resolution BEFORE you run.
120 fullw 2:clearw 2
130 col$=string$(32,32)
140 defdbl a:dim sav$(15)
150 psave=16745024:k=0
160 for j=0 to 15
170 sav$(j)=peek(psave+k):k=k+2:next
180 poke contrl,123:poke contrl+2,0
190 poke contrl+6,0:vdisys(0)

200 input "Enter filename";picname$
210 if len(picname$)=0 then 440
220 flag$=left$(right$(picname$,3),1)
230 offset=128:junk=4:rem Neochrome file
240 if flag$="N" or flag$="n" then 260
250 offset=34:junk=2:rem Degass file
260 close 1:open "I",#1,picname$
270 x$=input$(junk,1)
280 col$=input$(32,1)
290 close 1:anu=varptr(col$)
300 apal=&H45A:poke apal,anu
310 gosub 370
320 ascr=&H44E:aa=peek(ascr)
330 bload picname$,aa-offset
340 gosub 400
350 poke apal,varptr(sav$(0))

360 gosub 370:goto 200
370 poke contrl,3:poke contrl+2,0
380 poke contrl+6,0:vdisys(0)

390 return
400 poke contrl,124:poke contrl+2,0
410 poke contrl+6,0:vdisys(0)

420 if peek(intout)=0 then 440
430 return
440 poke contrl,122:poke contrl+2,0
450 poke contrl+6,1:poke inti n,0
460 vdisys(0)
  
```

©

COMB COMB COMB



The Beginners Page

C. Regena

More About PRINTing

We started exploring the PRINT command last month. Let's now move on to look at ways to format text. Some of the commands we'll discuss are not identical on all versions of BASIC, so you'll need to experiment to see if they work on your computer, and, if so, what parameters (numbers and limits) are allowed. Try them out; it won't hurt the machine if it doesn't recognize a command. Your computer will just reply that you've made an error.

WIDTH is a command in some versions of BASIC that controls how many characters can be printed on a line across the screen. On some computers (such as an IBM PCjr), this command also determines the size of the characters or the resolution of the screen. For example, WIDTH 40 is a 40-character line with larger letters and medium resolution, and WIDTH 80 is an 80-character line with smaller letters. On the IBM PCjr, WIDTH 20 is a 20-character line in the low-resolution screen. Note that on the PCjr, changing the WIDTH also clears the screen.

On other computers (such as the Amiga and Atari ST), WIDTH *n* specifies *n* number of characters in the printed line, where *n* can be any number you wish to use to control margins. The size of the letters does not change. On computers with windows, it's possible to print beyond the visible portion of the window, so WIDTH is handy to keep the printing within the window. Here's an example using the WIDTH command:

```
10 A$="1234567890"
20 WIDTH 18
30 PRINT A$+A$+A$+A$
40 END
```

Specifying Location

Many versions of BASIC include commands for specifying where printing will be positioned on the screen. In BASIC for the IBM and

for the Amiga, use LOCATE *row,column* to position the cursor, followed by PRINT to start printing:

```
80 LOCATE 5,10:PRINT "TITLE"
```

In Atari ST BASIC, use GOTOXY *column,row* to position the cursor, and then PRINT. Notice that this computer specifies the column number first, then the row number, and the upper left corner of the output window is 0,0. Also, the position of the printing will be slightly different than if you PRINT blank lines and then TAB over to a certain column:

```
80 GOTOXY 10,5:PRINT "TITLE"
```

Commodore BASIC has no special statements for positioning the cursor, but you can use cursor control characters within quotes to move up, down, left, and right. You can also use the TAB function, such as:

```
80 PRINT TAB(168);"HELLO"
```

The maximum number of character positions you can move with TAB is 255.

Create A Template

PRINT USING can be a real time-saver in specialized situations, but not all versions of BASIC offer it. The syntax varies slightly with brands of computers, so refer to your manual and experiment a little to see how this command works.

The main purpose of PRINT USING is to format your output—line up numbers or strings or perhaps print money amounts. If you print large numbers, you can use PRINT USING to place commas every third column for place values. You can print plus or minus signs for positive or negative numbers. You can print leading asterisks. You can use this command to round off numbers or to print to a certain number of decimal places even if there are trailing zeros. Here are some examples:

```
10 A=123.4567
```

```
20 B=64
30 C=.3
40 D=8.25031
50 PRINT USING "####";A
60 PRINT USING "####";B
70 PRINT USING "$$###.##";A
80 PRINT USING "$$###.##";B
90 PRINT USING "$$###.##";C
100 PRINT USING "###-";D
110 PRINT USING "###.# A ";A,B,C,D
120 PRINT USING "*****##";C
130 END
```

You can also print strings with PRINT USING. The specifications vary with the brand of computer, so check your manual. Usually the exclamation point will print the first letter of a string, and backslashes or spaces between backslashes print certain numbers of characters in a string. The Atari ST allows characters (such as dots or numbers) between the backslashes to help you count how many characters can be printed. Here are some examples with strings:

```
10 S$="RICHARD"
20 PRINT USING "!";S$
30 PRINT USING "\ \";S$
40 PRINT USING "HIS NICKNAME IS
\ \";S$
50 PRINT USING "HIS INITIAL IS !";S$
```

Review the last several "Beginner's Page" columns about strings. Using string control features with PRINT statements gives you significant control over the output of your computer. PRINT USING is very handy in printing columns of numbers for reports. You can also print lists such as name and address lists with columns lined up. Use a combination of TAB, SPC, and PRINT USING to get your reports to look precisely the way you want them to look.

If your computer has color, be sure to use color in printing on the screen to highlight certain words or to add variety to the output. The color statements vary with the computer. The following are a few examples:

```
10 REM ATARI ST
20 COLOR 1:PRINT "NORMAL"
```

```

10 REM ATARI ST
20 COLOR 1:PRINT "NORMAL"
30 COLOR 2:PRINT "RED"
40 COLOR 3:PRINT "GREEN"
50 COLOR 1
60 END

10 REM IBM
20 COLOR 4:PRINT "RED"
30 COLOR 2,7:PRINT "GREEN ON WHITE"
40 COLOR 0,7:PRINT "BLACK ON WHITE"
50 COLOR 7,0:PRINT "RETURN TO WHITE ON BLACK"
60 END

10 REM AMIGA
20 COLOR 2,3:PRINT "BLACK ON ORANGE"
30 COLOR 3,2:PRINT "ORANGE ON BLACK"
40 COLOR 0,1:PRINT "HELLO"
50 COLOR 1,0:PRINT "BACK TO NORMAL"
60 END

10 REM COMMODORE 64 AND VIC-20
20 REM USE CTRL AND A NUMBER
30 PRINT "{RED} HELLO {PUR}BOB"
40 REM USE RVS ON FOR INVERSE COLORS
50 PRINT "{WHT}{RVS}TRY THIS"
60 END

```

Commodore computers allow certain graphics symbols in PRINT statements to draw with built-in characters. You can use either the graphics key or print CHR\$(n) where n is a character number for a certain graphics character.

With all these options available for the PRINT command, even the beginning BASIC programmer can create elaborate computer effects by "just" printing. ©

CLOCK/CALENDAR

Cartridge for your Commodore 64 or 128 Computer

Combines three most needed functions in a single plug-in cartridge:

- * Battery-Backed Clock/Calendar
- * Battery-Backed RAM
- * Application ROM Capability

Features:

- Crystal controlled clock keeps time in seconds, minutes, hours, day of the week, month and year with auto leap year.
- 8K bytes of battery-backed RAM included.
- Application ROM socket handles up to 128K bytes of application software in EPROM.
- Operating software in ROM included.
- Automatic recognition of computer type (64 or 128) on power-up or reset.
- Maintains power-off, power-on log in RAM for dedicated control applications.
- 30 day unconditional money-back guarantee.

CCSZ Cartridge \$49.95
 Shipping & Handling:
 UPS Surface (USA Only) \$3.00
 Foreign (Air Mail Only) \$13.00

Master Card, Visa, and Amex Welcome

To Order Toll Free 800-421-7731
 From California 800-421-7748
 Tech Support 916-823-3284



JASON-RANHEIM

1805 Industrial Drive
 Auburn, CA USA 95603

Copies of articles from this publication are now available from the UMI Article Clearinghouse.

For more information about the Clearinghouse, please fill out and mail back the coupon below.

UMI Article Clearinghouse

Yes! I would like to know more about UMI Article Clearinghouse. I am interested in electronic ordering through the following system(s):

- DIALOG/Dialorder ITT Dialcom
 OnTyme OCLC ILL Subsystem
 Other (please specify) _____
 I am interested in sending my order by mail.
 Please send me your current catalog and user instructions for the system(s) I checked above.

Name _____

Title _____

Institution/Company _____

Department _____

Address _____

City _____ State _____ Zip _____

Phone (_____) _____

Mail to: University Microfilms International
 300 North Zeeb Road, Box 91 Ann Arbor, MI 48106

NEW! 3.0
Improved Software
Now Available

Atari BACK-UP!

WE SPECIALIZE
IN ATARI® HARDWARE
& SOFTWARE COPY SYSTEMS


THE 1050 DUPLICATOR™: The most powerful disk drive copy system ever developed for the ATARI®.

• **The main purpose of the Duplicator is to copy disks!** You will be able to copy just about any disk! The copies you make will run on any Atari drive. Copies made with the Duplicator will run on any disk drive, unlike our competition whose copies will only run on their own drives. The Duplicator is fully automatic. You need only insert source and destination disks. Custom formats will be read and in turn reproduced on the backup copy disk. Our device will reproduce any custom format or heavily copy-guarded scheme, bad sectors, double sectors, 19 through 24 sector formats will present no problem to the Duplicator.

• **You will still have single density, density and one half, and double density.** When you have a Duplicator installed in a 1050 drive that drive will be turned into true double density. You will have twice the disk storage. Your drive will be compatible with other double density drives as The Rana Indus, Percom, etc.

• **High speed read & write.** Your disk drive will read and load all of your software, saving wear and tear on your drive. The 1050 drive now reads one sector at a time. This is slow and inefficient. With the Duplicator installed you will read eighteen sectors in the time it takes standard, unenhanced drives to read one.

• **User friendly disk software will be included with every Duplicator.** A simple, menu driven program will allow you to copy all of your software. A Duplicator enhanced drive will be a SMART drive. We plan to write many new and exciting programs that can only be run on an enhanced drive, eg. sending a copy-guarded disk over the phone. Since the drive is now fully programmable, future upgrades can be made available to you on disks, should the need arise. No further hardware changes will ever be needed. The Duplicator comes with a full hardware and software guarantee.



Only **\$149⁹⁵**

Plus \$3.50 for Shipping & Handling
Add 7% Outside U.S.A.
N.Y. State Residents add 7½% Sales Tax
Dealer inquiries are welcome, call for
quantity price quote.

*Duplicator price may increase due to component shortage and price increases.

HARDWARE POWER

Fully Compatible with the XL & New XE Series.

DUPLICATING TECHNOLOGIES IS PROUD TO PRESENT
THE 520 ST DUPLICATOR™

Our Famous 1050 DUPLICATOR has now been converted to service the **ATARI™ 520 ST**. This is a revolutionary, new, software only, disk copy system. Now you can back-up heavily copy-guarded and protected disks. And, most important, if new forms of software protection should appear on the market, Duplicating Technologies will provide you with the necessary software upgrades.

Our exclusive **ST DUPLICATOR™** comes complete with user friendly software and instructions.

\$39⁹⁵

Plus \$3.50 Shipping
Add 7% Outside U.S.A.

"Constantly Working on New Products and Software."

DT **DUPLICATING TECHNOLOGIES inc.**
Formerly Gardner Computing

99 Jericho Tpke., Suite 202, Jericho, N.Y. 11753,

TECHNICAL
INFO ONLY (516) 333-5504, 5712

EVE. & WKEND.
ORDERS ONLY (516) 333-5950

WEEKDAY
ORDERS ONLY (516) 333-5805



TERMS: We accept American Express, Visa, MasterCard and C.O.D. orders. Foreign orders must be in U.S. dollars. All personal checks allow 14-days to clear. Shipping: 7-10 days.

PRINTER OF THE YEAR.



C. Itoh's Riteman F+ and C+.
How can so much printer
cost so little?

If you've been looking for a quality printer that's small enough to fit in a briefcase or on the corner of your desk, sturdy enough to take day-in, day-out printing without a whimper, and inexpensive enough to save your wallet from that empty feeling, look no further.

C. Itoh's Riteman F+ (for Apple®, IBM® and Atari®) and C+ (for Commodore®) gives you a lot of printer for the money.

For starters, they'll give you easy-to-read print with full descenders. In bold, italic, underline, subscript, superscript and more. At up to 44 lines per minute. And one button shifts you from draft to crisp, readable Near Letter Quality.

What's more, the Riteman F+ and C+ feature an exclusive front paper feed design that makes loading paper *really* easy for the first time. According to *PC Magazine*, which awarded the printer the coveted Editor's Choice, "The most unique aspect of the [F+ and C+] is its paper feed and platen system. The paper never jams, alignment is easy and the impression is good. In addition [it] supports a high-resolution graphics mode like that of the IBM® and Epson FX® series printers."

Like all printers in the C. Itoh Riteman line-up, the F+ and C+ are quality built and backed by a full one-year warranty.

Want a great little printer at a great price? Get yourself a Riteman. From C. Itoh.

C.ITOH

C. Itoh Digital Products, Inc.

19750 S. Vermont Avenue • Suite 220 • Torrance, CA 90502
Telephone: (213) 327-2110 or (800) 423-0300



Your Roving Reporter

I attended (and exhibited at) the Los Angeles Atari Computer Faire on August 15 and 16, and I would like to share a few things I saw and a few thoughts I had. The most significant part of this Faire was probably Atari's presence. As far as I know, this was their first real participation in a user group-sponsored event, and they were there in force. Such Atari notables as Sam Tramiel, Sig Hartmann, John Feagans, Neil Harris, Mel Stevens, and Sandy Austin (and others who will undoubtedly embarrass me by asking me why I forgot them) all made an appearance.

Faster ST Graphics

Most important were the products being shown there for the first time. Atari's new blitter chip for the ST was being put through its paces. This chip takes over some of the graphics processing (such as moving sprites) that must be done in software on current ST machines. Depending on the type of processing, this chip should make graphics-oriented programs run from two to six (my estimate) times faster.

The 80-column adapter for the eight-bit machines was also on display, as was a new word processor for the ST: *Microsoft Write*. Although it is another nice, solid word processor, I did not see any really exciting features. But the very presence of Microsoft in the Atari world is expected by many to lend respectability to the ST machines.

The real battle for attention, though, was among the various purveyors of music software for the ST machines, particularly by the MIDI-oriented companies. Sounds ranged from exotically electronic to a guitar so realistic I thought it was a live accompaniment.

The Catalog (honest, that's the company's official name) people were showing off animated 3-D

graphics, which wasn't too surprising, given the capabilities of Tom Hudson's *CAD 3-D* program. But then they added liquid crystal "shutter" glasses for true 3-D vision and a glimpse into some fascinating future possibilities. Liquid crystal glasses are not exactly a convenience store item (they usually go for hundreds or even thousands of dollars—mostly to the military), but you can expect to buy a pair sometime early next year for \$150 or so, according to the exhibitors.

Significantly missing, though: the game companies. No Brøderbund, no Sierra On-Line, and so on. What a turnaround from the early days of the West Coast Computer Faire. Most attendees probably didn't complain, though, since there was a good deal of software for eight-bit and ST machines. There were literally hundreds of titles available in each category, even though the Faire organizers purposely limited the number of dealers at the Faire to four, and one of those sold no eight-bit software.

Finally, the show was put on by an association of user groups, and almost every member I talked to was pleased by the show and the turnout. Final figures were not in as I left, but John Tarpanian, president of both HACKS and ACENET, estimated the crowd for the two-day event at 3000 people. It seemed at least that big. Atari is encouraging at least two more such shows that I know of: one right here in San Jose in September, and one in Portland in October. There's another show in Virginia in November, though it's not as closely tied to Atari as these other three. I suggest attending one of these if you can.

Join Your Local User Group

This is the first of my answers to readers' inquiries, and it ties in

neatly with the discussion above. Several people asked me where they could get (1) help with their hardware and/or software, (2) cheap public-domain programs, or (3) up-to-date news on events of the Atari world. My answer to all three? *Join a user group.*

I have pushed user groups in this column before, and I will probably do so again. At the Faire, for example, one person thanked me for getting him involved in a group—he had quickly gotten the help he needed. I asked him if he's now returning the favor to newer members. He is. He's the club's librarian.

There are over 300 active user groups in the U.S. now, so there's a good chance there is one near you. And if you join one, maybe you can help put on one of these Faires in the next year or two.

How do you find a user group? Ask a local dealer or look for announcements in newspapers. And user groups: Be sure to have a publicity chairperson who gets you mentioned in your hometown paper from time to time. If you are absolutely desperate, send me a *self-addressed, stamped envelope*, and I will give you the address of the closest group on my list. Send your request to P.O. Box 710352, San Jose, CA, 95171-0352. No guarantees of a good match, though.

Also, if you have a modem, you might like to know that I have an account on CompuServe. You can leave messages for me by using my account number: 73177,2714. I expect to be active on Delphi in the near future, too, but I don't have an account name for that service yet. Please understand that I cannot give long-winded answers online. It costs money, remember. But I don't mind comments, suggestions, or even quick questions. ©



Columns Revisited

One of the problems of writing about technology in general and computers in particular is how fast one product surpasses another. So this month I'm going to revisit three past columns and update you on some new and better products.

In June of 1985 I wrote about the Hewlett-Packard LaserJet printer which has since become an industry standard, although I take no credit for that. At the time I tested the machine, I asked the engineering types at Hewlett-Packard why they didn't make a combination office copier and computer printer since the two technologies seem so similar. They told me that the machines were really incompatible and the cost would double. Having been raised to respect police and engineers, I made no mention of the copier idea in my column. Nor did I dwell on the limitation of only being able to use eight different type styles—after all, that was in 1985.

Last month Xerox sent me its 4045 Laser printer to test. It has an arm under which one can slip an original and—guess what?—out comes a perfect Xerox copy. The copier feature adds a couple hundred dollars to the cost of the printer, but it's worth it. The 4045 permits the use of up to 22 fonts on a single page, and best of all, the command sequences to establish fonts, underlining, bolding, and other special effects are much simpler than those used on the HP. For example, I wrote that the sequence to begin bold printing on the LaserJet was `ec&10Oec(OUec(s1p10v0s1b5T`; the sequence for the 4045 is simply `*b`.

Hewlett-Packard hasn't been idle in the intervening 18 months, and it's sure to have improved the LaserJet. But if you are looking for a high-quality laser printer, check out the Xerox 4045.

Second Thoughts

My February 1986 column extolled the virtues of compiled BASIC and the then new version of the IBM BASIC compiler. If I told you to buy it (I can't bare to look back), I apologize. After I wrote that column, Microsoft sent me a copy of its new *QuickBASIC Compiler*, which retails for \$99. The IBM *BASIC Compiler* was priced at \$495 in February of 1986—today it's \$539.

I don't have the space to tell you why compiled BASIC is so much faster than the BASIC built into your PC (see the February column), but I do have the space to tell you that *QuickBASIC* is equal, even superior, to the IBM software. In all my tests, the Microsoft product compiled larger programs, produced smaller EXE modules, and did it in less time than the IBM product which costs five times more. *QuickBASIC* uses the same commands, files, and switches as the IBM compiler—and why not? Microsoft wrote the version sold under the IBM name.

If you're thinking about a BASIC compiler, don't think about IBM; just buy Microsoft's *QuickBASIC*. (By the time you read this, version 2.0 of *QuickBASIC* will be available.)

Online Thesaurus

In writing about a RAM-resident spelling checker and a thesaurus in April of 1986, I noted that both products use the Random House dictionary. "Wonder what happened to Webster's?" I joked. Simon & Schuster was quick to let me know that it markets Webster's *New World On-line Thesaurus* and Webster's *New World Spelling Checker*.

I'll never give up IBM's *Wordproof* for another spelling checker, but I'm open on thesauruses. I was fairly happy using Reference Soft-

ware's *Reference Set*, until I tried Simon & Schuster's product. It sets a new standard for online thesauruses.

Like most RAM-resident software, Webster's is called to the screen by pressing a preselected key combination—on my PC it's Alt-T. The program then tries to match the word under the cursor with one in its dictionary; failing that, it strips the word of prefixes and suffixes and attempts to locate the root word in its dictionary. Type "readmitted" and the program displays 20 words similar to the root "admit" in a window superimposed on the screen. Now here's the amazing part. Select the synonym "declare" and the program tries to add prefixes and suffixes to compose three choices: redeclared, declared again, and declare. By paring down to a root word, the program is able to generate more than 120,000 synonyms.

Along the same line, the program changes articles to match the nouns they precede. Placing the cursor under "an automobile" and calling forth synonyms shows but one—"motor car." When you select that synonym by pressing the F10 key, Webster's not only replaces "automobile" with "motor car," but also changes *an* to *a*.

One feature I particularly appreciate shows parts of speech and separates synonyms by meaning. For example, "fire" displays 19 synonyms for the noun, 13 for the verb, and 4 for the modifier "fiery." In addition, any of those words may be looked up for even more synonyms by simply pressing a key.

Webster's *On-Line Thesaurus*, at \$70 from Simon & Schuster, is a must for anyone who writes. ©

Apple PowerKey

The key-definition program (Program 1, p. 67) for this powerful keyboard utility from the September issue has an error as listed. Our lister program trimmed a RETURN statement from the end of the very long line 340. The easiest way to correct the problem is to add the following line:

```
345 RETURN
```

Program 1 has an additional problem for Apple II+ users. The II+ keyboard doesn't include the backslash key used to append a carriage return character to a key-definition string. Reader George Teachman notes that changing the value 92 to 47 in lines 420 and 590 will allow II+ owners to use the regular slash (/) for this function.

The article states that Program 2 creates a file named POWERKEY.BINARY. Actually, the program creates a file named OMNIKEY.BINARY (see line 130). Thus, the instructions for loading the program in the "Putting It All Together" section of the article (p. 66) are incorrect. You can either change the name in line 130 of Program 2 to match the text, or change the name in the text to match the one currently used in the program.

Atari 130XE Automated RAM Disk

There is an error in line 360 of this program from the September issue (p. 68). The statement GOTO 460 in that line should be GOTO 470.

Amiga Tightrope

This Amiga game from the August issue (p. 47) suffers from the same problem as the "Hex War" game in the July issue: the use of lowercase l as a variable name. Unfortunately, on our listing printer the characters for l and 1 are identical, making it nearly impossible to tell where to type 1 and where to type l. In the "Tightrope" lines labeled 4, 5, and 6, the variables used are l1, l2, and l3, respectively. Variable l1 is also used in the line labeled 810. In the left column on page 49, you'll find statements that should read DIM 11%(L), DIM 12%(L), and DIM 13%(L), as well as 11%(I)=, 12%(I)=, and 13%(I)=. In the future, we'll do our best to eliminate the use of lowercase l as a variable name in Amiga programs.

On page 118 of the July issue of COMPUTE!, the price of the teacher's guide for Brøderbund's *Science Toolkit* was incorrectly listed as \$20. Actual cost is \$30.

©

THE AMAZING VOICE MASTER

SPEECH SYNTHESIS—VOICE RECOGNITION
plus a whole lot more!



Your computer can talk in your own voice. Not a synthesizer but a true digitizer that records your natural voice quality—and in any language or accent. Words and phrases can be expanded without limit from disk. Speech Editor program alters or improves sounds.

And it will understand what you say. A real word recognizer for groups of 32 words or phrases with unlimited expansion from disk memory. Speech playback and word recognition can work together. **Have a two way conversation with your computer!**

Easy for the beginning programmer with new BASIC commands. Machine language programs and memory locations for the more experienced software author.

Exciting Music Bonus lets you hum or whistle to write and perform. Notes literally scroll by as you hum! Your composition can be edited, saved, and printed out. You don't have to know one note from another in order to write and compose!

Based upon new technologies invented by COVOX. One low price buys you the complete system. Includes a host of sample programs! In addition, you will receive periodic information about speech technology, applications, new products, up-dates, and user contributions. **You will never find a better value for your computer.**

ONLY \$89.95 includes all hardware and software.

Available from your dealer or by mail. When ordering by mail add \$4.00 shipping and handling (\$10.00 foreign, \$6.00 Canada).

The Voice Master is available for the Commodore 64, 128, Apple IIc, IIe, II+, and Atari 800, 800XL, 130XE. Specify model when ordering. Apple II+ (with 64K) owners must have joystick adapter. Available from Covox at only \$9.95.

Apple IIe and II+ owners: Enhance speech quality and music capabilities with optional Sound Master hardware card. Installs in slot 4 or 5. Available separately for \$39.95 with demo software, or order with Voice Master for only \$119.95 (saves \$10 when ordered together).



DEMO SPEECH DISK AVAILABLE New! An introduction to Covox speech. The \$5 disk gives several general vocabularies that you can use in any of your own programs. Sample programs include a talking keyboard, calculator, clock, and more. English, French and German selections. Samples of level 1 and 2 speech editing. 28 page booklet included. Price is \$5 including postage (\$7 outside North America). Check, money order, or cash only. SPECIFY COMPUTER BRAND.

For telephone demo, additional information, or prompt service for credit card orders (except \$5 talking disk).



CALL (503) 342-1271



Call or write today for complete product information.



COVOX INC.

(503) 342-1271

675-D Conger Street, Eugene, OR 97402
Telex 706017 (AV ALARM UD)

COMPUTE!'s Guide To Typing In Programs

Computers are precise—type the program *exactly* as listed, including necessary punctuation and symbols, except for special characters noted below. We have provided a special listing convention as well as a program to check your typing—"The Automatic Proofreader."

Programs for the IBM, TI-99/4A, and Atari ST models should be typed exactly as listed; no special characters are used. Programs for Commodore, Apple, and Atari 400/800/XL/XE computers may contain some hard-to-read special characters, so we have a listing system that indicates these control characters. You will find these Commodore and Atari characters in curly braces; *do not type the braces*. For example, {CLEAR} or {CLR} instructs you to insert the symbol which clears the screen on the Atari or Commodore machines. A complete list of these symbols is shown in the tables below. For Commodore, Apple, and Atari, a single symbol by itself within curly braces is usually a control key or graphics key. If you see {A}, hold down the CONTROL key and press A. This will produce a reverse video character on the Commodore (in quote mode), a graphics character on the Atari, and an invisible control character on the Apple.

Graphics characters entered with the Commodore logo key are enclosed in a special bracket: [<A>]. In this case, you would hold down the Commodore logo key as you type A. Our Commodore listings are in uppercase, so shifted symbols are underlined. A graphics heart symbol (SHIFT-S) would be listed as S. One exception is {SHIFT-SPACE}. When you see this, hold down SHIFT and press the space bar. If a number precedes a symbol, such as {5 RIGHT}, {6 S}, or [<8 Q>], you would enter five cursor rights, six shifted S's, or eight Commodore-Q's. On the Atari, inverse characters (white on black) should be entered with the inverse video

Atari 400/800/XL/XE

When you see	Type	See
{CLEAR}	ESC SHIFT <	↵ Clear Screen
{UP}	ESC CTRL -	↑ Cursor Up
{DOWN}	ESC CTRL =	↓ Cursor Down
{LEFT}	ESC CTRL +	← Cursor Left
{RIGHT}	ESC CTRL *	→ Cursor Right
{BACK S}	ESC DELETE	⌫ Backspace
{DELETE}	ESC CTRL DELETE	⌫ Delete character
{INSERT}	ESC CTRL INSERT	⌫ Insert character
{DEL LINE}	ESC SHIFT DELETE	⌫ Delete line
{INS LINE}	ESC SHIFT INSERT	⌫ Insert line
{TAB}	ESC TAB	⏪ TAB key
{CLR TAB}	ESC CTRL TAB	⌫ Clear tab
{SET TAB}	ESC SHIFT TAB	⌫ Set tab stop
{BELL}	ESC CTRL 2	🔔 Ring buzzer
{ESC}	ESC ESC	⌫ ESCape key

Commodore PET/CBM/VIC/64/128/16/+4

When You Read:	Press:	See:	When You Read:	Press:	See:
{CLR}	SHIFT CLR/HOME		[1]	COMMODORE 1	
{HOME}	CLR/HOME		[2]	COMMODORE 2	
{UP}	SHIFT ↑ CRSR ↓		[3]	COMMODORE 3	
{DOWN}	↑ CRSR ↓		[4]	COMMODORE 4	
{LEFT}	SHIFT ← CRSR →		[5]	COMMODORE 5	
{RIGHT}	← CRSR →		[6]	COMMODORE 6	
{RVS}	CTRL 9		[7]	COMMODORE 7	
{OFF}	CTRL 0		[8]	COMMODORE 8	
{BLK}	CTRL 1		{ F1 }	f1	
{WHT}	CTRL 2		{ F2 }	SHIFT f1	
{RED}	CTRL 3		{ F3 }	f3	
{CYN}	CTRL 4		{ F4 }	SHIFT f3	
{PUR}	CTRL 5		{ F5 }	f5	
{GRN}	CTRL 6		{ F6 }	SHIFT f5	
{BLU}	CTRL 7		{ F7 }	f7	
{YEL}	CTRL 8		{ F8 }	SHIFT f7	
			<	←	

key (Atari logo key on 400/800 models).

Whenever more than two spaces appear in a row, they are listed in a special format. For example, {6 SPACES} means press the space bar six times. Our Commodore listings never leave a single space at the end of a line, instead moving it to the next printed line as {SPACE}.

Amiga program listings contain only one special character, the left arrow (←) symbol. This character marks the end of each program line. Wherever you see a left arrow, press RETURN or move the cursor off the line to enter that line into memory. Don't try to type in the left arrow symbol; it's there only as a marker to indicate where each program line ends.

The Automatic Proofreader

Type in the appropriate program listed below, then save it for future use. The Commodore Proofreader works on the Commodore 128, 64, Plus/4, 16, and VIC-20. Don't omit any lines, even if they contain unfamiliar commands or you think they don't apply to your computer. When you run the program, it installs a machine language program in memory and erases its BASIC portion automatically (so be sure to save several copies before running the program for the first time). If you're using a Commodore 128, Plus/4 or 16, do not use any GRAPHIC commands while the Proofreader is active. You should disable the Commodore Proofreader before running any other program. To do this, either turn the computer off and on or enter SYS 64738 (for the 64), SYS 65341 (128), SYS 64802 (VIC-20), or SYS 65526 (Plus/4 or 16). To reenable the Proofreader, reload the program and run it as usual. Unlike the original VIC/64 Proofreader, this version works the same with disk or tape.

On the Atari, run the Proofreader to activate it (the Proofreader remains active in memory as a machine language program); you must then enter NEW to erase the BASIC loader. Pressing SYSTEM RESET deactivates the Atari Proofreader; enter PRINTUSR(1536) to reenable it.

The Apple Proofreader erases the BASIC portion of itself after you run it, leaving only the machine language portion in memory. It works with either DOS 3.3 or ProDOS. Disable the Apple Proofreader by pressing CTRL-RESET before running another BASIC program.

The IBM Proofreader is a BASIC program that simulates the IBM BASIC line editor, letting you enter, edit, list, save, and load programs that you type. Type RUN to activate. Be sure to leave Caps Lock on, except when typing lowercase characters.

Once the Proofreader is active, try typing in a line. As soon as you press RETURN, either a hexadecimal number (on the Apple) or a pair of letters (on the Commodore, Atari, or IBM) appears. The number or pair of letters is called a *checksum*.

Compare the value displayed on the screen by the Proofreader with the checksum printed in the program listing in the magazine. The checksum is given to the left of each line number. Just type in the program a line at a time (without the printed checksum), press RETURN or Enter, and compare the checksums. If they match, go on to the next line. If not, check your typing; you've made a mistake. Because of the checksum method used, do not type abbreviations, such as ? for PRINT. On the Atari and Apple Proofreaders, spaces are not counted as part of the checksum, so be sure you type the right number of spaces between quote marks. The Atari Proofreader does not check to see that you've typed the characters in the right order, so if characters are transposed, the checksum still matches the listing. The Commodore Proofreader catches transposition errors and ignores spaces unless they're enclosed in quotation marks. The IBM Proofreader detects errors in spacing and transposition.

IBM Proofreader Commands

Since the IBM Proofreader replaces the computer's normal BASIC line editor, it has to include many of the direct-mode IBM BASIC commands. The syntax is identical to IBM BASIC. Commands simulated are LIST, LLIST, NEW, FILES, SAVE, and LOAD. When listing your program, press any key (except Ctrl-Break) to stop the listing. If you enter NEW, the Proofreader prompts you to press Y to be especially sure you mean yes.

Two new commands are BASIC and CHECK. BASIC exits the Proofreader back to IBM BASIC, leaving the Proofreader in memory. CHECK works just like LIST, but shows the checksums along with the listing. After you have typed in a program, save it to disk. Then exit the Proofreader with the BASIC command, and load the program as usual (this replaces the Proofreader in memory). You can now run the program, but you may want to re-save it to disk. This will shorten it on disk and make it load faster, but it can no longer be edited with the Proofreader. If you want to convert an existing BASIC program to Proofreader format, save it to disk with SAVE "filename",A.

Program 1: Atari Proofreader

By Charles Brannon, Program Editor

```
100 GRAPHICS 0
110 FOR I=1536 TO 1700:READ A:POKE I,A:CK=CK+A:NEXT I
120 IF CK<>19072 THEN ? "Error in DATA Statement s. Check Typing.":END

130 A=USR(1536)
140 ? :? "Automatic Proofreader Now Activated."
150 END
160 DATA 104,160,0,185,26,3,201,69,240,7
170 DATA 200,200,192,34,208,243,96,200,169,74
180 DATA 153,26,3,200,169,6,153,26,3,162
190 DATA 0,189,0,228,157,74,6,232,224,16
200 DATA 208,245,169,93,141,78,6,169,6,141
210 DATA 79,6,24,173,4,228,105,1,141,95
220 DATA 6,173,5,228,105,0,141,96,6,169
230 DATA 0,133,203,96,247,238,125,241,93,6
240 DATA 244,241,115,241,124,241,76,205,238
250 DATA 0,0,0,0,0,32,62,246,8,201
260 DATA 155,240,13,201,32,240,7,72,24,101
270 DATA 203,133,203,104,40,96,72,152,72,138
280 DATA 72,160,0,169,128,145,88,200,192,40
290 DATA 208,249,165,203,74,74,74,24,105
300 DATA 161,160,3,145,88,165,203,41,15,24
310 DATA 105,161,200,145,88,169,0,133,203,104
320 DATA 170,104,168,104,40,96
```

Program 2: IBM Proofreader

By Charles Brannon, Program Editor

```
10 'Automatic Proofreader Version 3.0 (Lines 205,206 added/190 deleted/470,490 changed from V2.0)
100 DIM L$(500),LNUM(500):COLOR 0,7,7:KEY OFF:CLS:MAX=0:LNUM(0)=65536!
110 ON ERROR GOTO 120:KEY 15,CHR$(4)+CHR$(70):ON KEY(15)GOSUB 640:KEY (15) ON:GOTO 130
120 RESUME 130
130 DEF SEG=&H40:W=PEEK(&H4A)
140 ON ERROR GOTO 650:PRINT:PRINT"Proofreader Ready."
150 LINE INPUT L$:Y=CSRLIN-INT(LEN(L$)/W)-1:LOCATE Y,1
160 DEF SEG=0:POKE 1050,30:POKE 1052,34:POKE 1054,0:POKE 1055,79:POKE 1056,13:POKE 1057,28:LINE INPUT L$:DEF SEG:IF L$="" THEN 150
170 IF LEFT$(L$,1)="" THEN L$=MID$(L$,2):GOTO 170
```

```

180 IF VAL(LEFT$(L$,2))=0 AND
MID$(L$,3,1)=" " THEN L$=M
ID$(L$,4)
200 IF ASC(L$)>57 THEN 260 'no
line number, therefore co
mmand
205 BL=INSTR(L$," "):IF BL=0 T
HEN BL$=L$:GOTO 206 ELSE B
L$=LEFT$(L$,BL-1)
206 LNUM=VAL(BL$):TEXT$=MID$(L
$,LEN(STR$(LNUM))+1)
210 IF TEXT$="" THEN GOSUB 540
:IF LNUM=LNUM(P) THEN GOSU
B 560:GOTO 150 ELSE 150
220 CKSUM=0:FOR I=1 TO LEN(L$)
:CKSUM=(CKSUM+ASC(MID$(L$,
I))*I) AND 255:NEXT:LOCATE
Y,1:PRINT CHR$(65+CKSUM/1
6)+CHR$(65+(CKSUM AND 15))
+" "+L$
230 GOSUB 540:IF LNUM(P)=LNUM
THEN L$(P)=TEXT$:GOTO 150
'replace line
240 GOSUB 580:GOTO 150 'insert
the line
260 TEXT$="":FOR I=1 TO LEN(L$
):A=ASC(MID$(L$,I)):TEXT$=
TEXT$+CHR$(A+32*(A>96 AND
A<123)):NEXT
270 DELIMITER=INSTR(TEXT$," ")
:COMMAND$=TEXT$:ARG$="":IF
DELIMITER THEN COMMAND$=L
EFT$(TEXT$,DELIMITER-1):AR
G$=MID$(TEXT$,DELIMITER+1)
ELSE DELIMITER=INSTR(TEXT
$,CHR$(34)):IF DELIMITER T
HEN COMMAND$=LEFT$(TEXT$,D
ELIMITER-1):ARG$=MID$(TEXT
$,DELIMITER)
280 IF COMMAND$<>"LIST" THEN 4
10
290 OPEN "scrn:" FOR OUTPUT AS
#1
300 IF ARG$="" THEN FIRST=0:P=
MAX-1:GOTO 340
310 DELIMITER=INSTR(ARG$,"-"):
IF DELIMITER=0 THEN LNUM=V
AL(ARG$):GOSUB 540:FIRST=P
:GOTO 340
320 FIRST=VAL(LEFT$(ARG$,DELIM
ITER)):LAST=VAL(MID$(ARG$,
DELIMITER+1))
330 LNUM=FIRST:GOSUB 540:FIRST
=P:LNUM=LAST:GOSUB 540:IF
P=0 THEN P=MAX-1
340 FOR X=FIRST TO P:N$=MID$(S
TR$(LNUM(X)),2)+" "
350 IF CKFLAG=0 THEN A$="":GOT
O 370
360 CKSUM=0:A$=N$+L$(X):FOR I=
1 TO LEN(A$):CKSUM=(CKSUM+
ASC(MID$(A$,I))*I) AND 255
:NEXT:A$=CHR$(65+CKSUM/16)
+CHR$(65+(CKSUM AND 15))+
"
370 PRINT #1,A$+N$+L$(X)
380 IF INKEY$<>" " THEN X=P
390 NEXT :CLOSE #1:CKFLAG=0
400 GOTO 130
410 IF COMMAND$="LLIST" THEN O
PEN "lpt1:" FOR OUTPUT AS
#1:GOTO 300
420 IF COMMAND$="CHECK" THEN C
KFLAG=1:GOTO 290
430 IF COMMAND$<>"SAVE" THEN 4
50
440 GOSUB 600:OPEN ARG$ FOR OU
TPUT AS #1:ARG$="":GOTO 30
0
450 IF COMMAND$<>"LOAD" THEN 4
90

```

```

460 GOSUB 600:OPEN ARG$ FOR IN
PUT AS #1:MAX=0:P=0
470 WHILE NOT EOF(1):LINE INPU
T #1,L$:BL=INSTR(L$," "):B
L$=LEFT$(L$,BL-1):LNUM(P)=
VAL(BL$):L$(P)=MID$(L$,LEN
(STR$(VAL(BL$)))+1):P=P+1:
WEND
480 MAX=P:CLOSE #1:GOTO 130
490 IF COMMAND$="NEW" THEN INP
UT "Erase program - Are yo
u sure";L$:IF LEFT$(L$,1)=
"y" OR LEFT$(L$,1)="Y" THE
N MAX=0:LNUM(0)=65536:GOT
O 130:ELSE 130
500 IF COMMAND$="BASIC" THEN C
OLOR 7,0,0:ON ERROR GOTO 0
:CLS:END
510 IF COMMAND$<>"FILES" THEN
520
515 IF ARG$="" THEN ARG$="A:"
ELSE SEL=1:GOSUB 600
517 FILES ARG$:GOTO 130
520 PRINT"Syntax error":GOTO 1
30
540 P=0:WHILE LNUM>LNUM(P) AND
P<MAX:P=P+1:WEND:RETURN
560 MAX=MAX-1:FOR X=P TO MAX:L
NUM(X)=LNUM(X+1):L$(X)=L$(
X+1):NEXT:RETURN
580 MAX=MAX+1:FOR X=MAX TO P+1
STEP -1:LNUM(X)=LNUM(X-1)
:L$(X)=L$(X-1):NEXT:L$(P)=
TEXT$:LNUM(P)=LNUM:RETURN
600 IF LEFT$(ARG$,1)<>CHR$(34)
THEN 520 ELSE ARG$=MID$(A
RG$,2)
610 IF RIGHT$(ARG$,1)=CHR$(34)
THEN ARG$=LEFT$(ARG$,LEN(
ARG$)-1)
620 IF SEL=0 AND INSTR(ARG$,".
")=0 THEN ARG$=ARG$+".BAS"
630 SEL=0:RETURN
640 CLOSE #1:CKFLAG=0:PRINT"St
opped.":RETURN 150
650 PRINT "Error #";ERR:RESUME
150

```

Program 3: Commodore Proofreader

By Philip Nelson, Assistant Editor

```

10 VEC=PEEK(772)+256*PEEK(773)
:LO=43:HI=44
20 PRINT "AUTOMATIC PROOFREADE
R FOR ";:IF VEC=42364 THEN
[SPACE]PRINT "C-64"
30 IF VEC=50556 THEN PRINT "VI
C-20"
40 IF VEC=35158 THEN GRAPHIC C
LR:PRINT "PLUS/4 & 16"
50 IF VEC=17165 THEN LO=45:HI=
46:GRAPHIC CLR:PRINT"128"
60 SA=(PEEK(LO)+256*PEEK(HI))+
6:ADR=SA
70 FOR J=0 TO 166:READ BYT:POK
E ADR,BYT:ADR=ADR+1:CHK=CHK
+BYT:NEXT
80 IF CHK<>20570 THEN PRINT "**
ERROR* CHECK TYPING IN DATA
STATEMENTS":END
90 FOR J=1 TO 5:READ RF,LF,HF:
RS=SA+RF:HB=INT(RS/256):LB=
RS-(256*HB)
100 CHK=CHK+RF+LF+HF:POKE SA+L
F,LB:POKE SA+HF,HB:NEXT
110 IF CHK<>22054 THEN PRINT "
*ERROR* RELOAD PROGRAM AND

```

```

[SPACE]CHECK FINAL LINE":EN
D
120 POKE SA+149,PEEK(772):POKE
SA+150,PEEK(773)
130 IF VEC=17165 THEN POKE SA+
14,22:POKE SA+18,23:POKESA+
29,224:POKESA+139,224
140 PRINT CHR$(147);CHR$(17);"
PROOFREADER ACTIVE":SYS SA
150 POKE HI,PEEK(HI)+1:POKE (P
EEK(LO)+256*PEEK(HI))-1,0:N
EW
160 DATA 120,169,73,141,4,3,16
9,3,141,5,3
170 DATA 88,96,165,20,133,167,
165,21,133,168,169
180 DATA 0,141,0,255,162,31,18
1,199,157,227,3
190 DATA 202,16,248,169,19,32,
210,255,169,18,32
200 DATA 210,255,160,0,132,180
,132,176,136,230,180
210 DATA 200,185,0,2,240,46,20
1,34,208,8,72
220 DATA 165,176,73,255,133,17
6,104,72,201,32,208
230 DATA 7,165,176,208,3,104,2
08,226,104,166,180
240 DATA 24,165,167,121,0,2,13
3,167,165,168,105
250 DATA 0,133,168,202,208,239
,240,202,165,167,69
260 DATA 168,72,41,15,168,185,
211,3,32,210,255
270 DATA 104,74,74,74,168,1
85,211,3,32,210
280 DATA 255,162,31,189,227,3,
149,199,202,16,248
290 DATA 169,146,32,210,255,76
,86,137,65,66,67
300 DATA 68,69,70,71,72,74,75,
77,80,81,82,83,88
310 DATA 13,2,7,167,31,32,151,
116,117,151,128,129,167,136
,137

```

Program 4: Apple Proofreader

By Tim Victor, Editorial Programmer

```

10 C = 0: FOR I = 768 TO 768 +
68: READ A:C = C + A: POKE I
,A: NEXT
20 IF C < > 7258 THEN PRINT "ER
ROR IN PROOFREADER DATA STAT
EMENTS": END
30 IF PEEK (190 * 256) < > 76 T
HEN POKE 56,0: POKE 57,3: CA
LL 1002: GOTO 50
40 PRINT CHR$ (4);"IN#A$300"
50 POKE 34,0: HOME = POKE 34,1:
VTAB 2: PRINT "PROOFREADER
INSTALLED"
60 NEW
100 DATA 216,32,27,253,201,141
110 DATA 208,60,138,72,169,0
120 DATA 72,189,255,1,201,160
130 DATA 240,8,104,10,125,255
140 DATA 1,105,0,72,202,208
150 DATA 238,104,170,41,15,9
160 DATA 48,201,58,144,2,233
170 DATA 57,141,1,4,138,74
180 DATA 74,74,74,41,15,9
190 DATA 48,201,58,144,2,233
200 DATA 57,141,0,4,104,170
210 DATA 169,141,96

```

COMPUTE!'s Author's Guide

Most of the following suggestions serve to improve the speed and accuracy of publication. COMPUTE! is primarily interested in new and timely articles on the Commodore 64/128, Atari, Apple, IBM PC/PCjr, Amiga, and Atari ST. We are much more concerned with the content of an article than with its style, but articles should be clear and well-explained.

The guidelines below will permit your good ideas and programs to be more easily edited and published:

1. The upper left corner of the first page should contain your name, address, telephone number, and the date of submission.

2. The following information should appear in the upper right corner of the first page. If your article is specifically directed to one make of computer, please state the brand name and, if applicable, the BASIC or ROM or DOS version(s) involved. In addition, *please indicate the memory requirements of programs.*

3. The underlined title of the article should start about 2/3 of the way down the first page.

4. Following pages should be typed normally, except that in the upper right corner there should be an abbreviation of the title, your last name, and the page number. For example: Memory Map/Smith/2.

5. All lines within the text of the article must be double- or triple-spaced. A one-inch margin should be left at the right, left, top, and bottom of each page. No words should be divided at the ends of lines. And please do not justify. Leave the lines ragged.

6. Standard typing paper should be used (no erasable, onionskin, or other thin paper) and typing should be on one side of the paper only (upper- and lowercase).

7. Sheets should be attached together with a paper clip. Staples should not be used.

8. If you are submitting more than one article, send each one in a separate mailer with its own tape or disk.

9. Short programs (under 20 lines) can easily be included within the text. Longer programs should be separate listings. *It is essential that we have a copy of the program, recorded twice, on a tape or disk.* If your article was written with a word processor, we also appreciate a copy of the text file on the tape or disk. Please use high-quality 10 or 30 minute tapes with the program recorded on both sides. The tape or disk should be labeled with the author's name, the title of the article, and, if applicable, the BASIC/ROM/DOS version(s). Atari tapes should specify whether they are to be LOADED or ENTERED. We prefer to receive Apple programs on disk rather than tape. Tapes are fairly sturdy, but disks need to be enclosed within plastic or

cardboard mailers (available at photography, stationery, or computer supply stores).

10. A good general rule is to spell out the numbers zero through ten in your article and write higher numbers as numerals (1024). The exceptions to this are: Figure 5, Table 3, TAB(4), etc. Within ordinary text, however, the zero through ten should appear as words, not numbers. Also, symbols and abbreviations should not be used within text: use "and" (not &), "reference" (not ref.), "through" (not thru).

11. For greater clarity, use all capitals when referring to keys (RETURN, TAB, ESC, SHIFT), BASIC words (LIST, RND, GOTO), and three languages (BASIC, APL, PILOT). Headlines and subheads should, however, be initial caps only, and emphasized words are not capitalized. If you wish to emphasize, underline the word and it will be italicized during typesetting.

12. Articles can be of any length—from a single-line routine to a multi-issue series. The average article is about four to eight double-spaced, typed pages.

13. If you want to include photographs, they should be either 5×7 black and white glossies or color slides.

14. We do not consider articles which are submitted simultaneously to other publishers. If you wish to send an article to another magazine for consideration, please do not submit it to us.

15. COMPUTE! pays between \$70 and \$800 for published articles. In general, the rate reflects the length and quality of the article. Payment is made upon acceptance. Following submission (Editorial Department, COMPUTE! Magazine, P.O. Box 5406, Greensboro, NC 27403) it will take from four to eight weeks for us to reply. If your work is accepted, you will be notified by a letter which will include a contract for you to sign and return. *Rejected manuscripts are returned to authors who enclose a self-addressed, stamped envelope.*

16. If your article is accepted and you have since made improvements to the program, please submit an entirely new tape or disk and a new copy of the article reflecting the update. We cannot easily make revisions to programs and articles. It is necessary that you send the revised version as if it were a new submission entirely, but be sure to indicate that your submission is a revised version by writing, "Revision" on the envelope and the article.

17. COMPUTE! does not accept unsolicited product reviews. If you are interested in serving on our panel of reviewers, contact the Review Coordinator for details.

ATARI 130XE

ATARI 130XE Super Computer Package
130XE Computer 1027 Printer
1050 Disk Drive Atariwriter +
Call for individual & super package price
SUPRA 1150 Printer Interface 59.95
Supra 1000E Modem 44.95
Atari XM-301 Modem 39.95

ATARI 130-XE SUPER PRINTER PACKAGES

NX-10 & Supra 1150 299
Panasonic 1091 & Supra 1150 309
Super Printer Packages have no extra shipping charges or credit card surcharges when shipped in Continental USA

ATARI 130XE SOFTWARE

BRODERBUND
Print Shop 28.95
Karateka 20.95
Print Shop 19.95
Graph. I, II, or III 19.95
Print Shop Comp. 27.95

INFOCOM
See Commodore 64 section for items and prices

ELECTRONIC ARTS
Archon II 24.95
Archon 11.95
Seven Cit. of Gold 11.95
Skyfox 24.95
Pinball Const. 11.95
One on One 11.95
Super Boulder Dash 11.95
Chessmaster 2000 27.95
Racing Destruction 11.95
Ultima III 34.95
T-down Football 11.95
Mule 11.95
Music Construction 11.95

MICROPROSE
Silent Service 23.95
Gunship 23.95
Acrojet 23.95
F-15 Strike Eagle 23.95
Kennedy Approach 23.95
Conflict/Vietnam 27.95

SSI
See Commodore 64 section for items and prices

MISCELLANEOUS 130XE
Mind Pursuit 18.95
Never-Ending Story 18.95
Fooblitzy 27.95
Synclac 32.95
Typesetter 24.95
Ultima III 34.95
Ultima IV 41.95
Beachhead II 27.95
Raid Over Moscow 23.95
Fight Night 19.95
Hardball 19.95
Flight Simulator II 34.95
Alternate Reality 24.95
Fleet System II 49.95
Page Designer 21.95
MegaFont II 17.95
Rubber Stamp 21.95
Halley Project 23.95
Synfile 32.95
Beachhead II 23.95
Music Studio 23.95
Wizard's Crown 27.95
Gettysburg 39.95
Island Capers 23.95
Basic XE 49.95
Action 47.95
MAC65XL 47.95
Paper Clip/Spell 39.95
Leader Board 27.95

ATARI ST

Atari 1040ST-RGB System Call
Atari 1040ST-Monochrome System Call
Atari 520ST-RGB System Call
Atari 520ST-Monochrome System Call
SF314DS/DD Disk Drive 209

We warranty all ST computers purchased from ComputAbility for ninety days.

MISCELLANEOUS ST

Kings Quest II 33.95
ST Talk 17.95
Typesetter ST 24.95
Word Invaders 24.95
Mean 18 Golf 29.95
Financial Cookbook 34.95
Bratavac 33.95
Michtron Utilities 39.95
Black Cauldron 27.95
Printmaster ST 24.95
P.C. Intercom 89.95
Final Word 94.95
Sundog 24.95
Flipside 27.95
Softspool 27.95
VIP Professional Call
Ultima II 39.95
Perry Mason 33.95
Degas 27.95
Farenheit 451 33.95
Personal Pascal 49.95
Art Gallery I 19.95
Compubridge 19.95
Major Motion 27.95
Pawn 29.95
DFT 34.95
Universe II 49.95
Rubber Stamp 24.95
Kissed 34.95
Cards 27.95
Rouge 27.95
Mastertype 27.95
Easy Record 54.95
Swiftcalc ST 59.95
Data Manager ST 59.95
Little Comp. People 34.95
Philon Call
Strip Poker 27.95
Time Link 34.95
I.S. Talk 52.95
Thunder 27.95
Paintworks 49.95
Super Huey 27.95
Isgur Portfolio Call

Amazon 33.95
DOS Shell 27.95
Kissed 34.95
9 Princesses/Amber 33.95
Hacker 29.95
Dragonworld 33.95
Borrowed Time 33.95
Mi-Term 34.95
Regent 2 w/Gem 64.95
Reprint Spell 31.95
Reprint Base 64.95
Goldrunner 27.95
Time Bandit 27.95
Zoomracks 49.95
Easy Draw 99.95
Mindshadow 33.95
Phantasia 27.95
Hippopotamus Call
Supra Hard Drive Call
Supra 1200 ST Modem 159
QMI 1200 ST Modem 159
PC Board Designer Call
Infocom See IBM
Apsai Trilogi 27.95
DB Man Call
Small Bus. Pkg. 84.95
Cornerman 34.95
Winter Games 27.95
Winnie The Pooh 19.95
Silent Service 27.95
Flight Simulator II 34.95
Music Studio 39.95
Phantasia 27.95
1 Megabyte Upgrade 175
Extended Warranty Call
Computer Baseball 27.95
Chessmaster 2000 32.95
DAS Easy 49.95
Hacker II 33.95
Kings Quest III 33.95
Paperclip Elite Call
Leader Board 27.95
Champ Wrestling 27.95
World Games 27.95
TOS on ROM 25.00

AMIGA

Call for Hardware and Add-on Peripherals prices

AMIGA SOFTWARE

Hacker 29.95
Hacker II 34.95
Mindshadow 29.95
Mastertype 27.95
VIP Professional 139.95
Analyze 69.95
On-line 49.95
Artic Fox 29.95
Adventure Const. 29.95
Deluxe Video Call
Deluxe Paint 69.95
Infocom See IBM
Rouge 27.95
Apsai Trilogi 27.95
Aegis Draw 134.95
Little Comp. People 34.95
Instant Music 34.95
Mean 18 34.95
Leader Board 27.95
Winter Games 27.95

Maxicom 39.95
Maxidesk 49.95
Maxiplan 119.95
One on One 29.95
7 Cities/Gold 29.95
Skyfox 29.95
Marble Madness 34.95
Return/Atlantis 29.95
Archon 29.95
Archon II 29.95
Aegis Animator 99.95
Deluxe Print 69.95
Music Studio 39.95
Borrowed Time 29.95
Financial Cookbook 34.95
Scribble 69.95
Halley's Project 29.95
Speller Bee 39.95
Gizmo 34.95
DB Man 69.95

APPLE SOFTWARE

BRODERBUND
Print Shop 39.95
Print Shop Graphics I, II, or III 17.95
Print Shop Comp 27.95
Karateka 21.95

ELECTRONIC ARTS
Bard's Tale 29.95
Auto-Duel 34.95
Skyfox 27.95
Lords of Conquest 27.95
Ultima IV 39.95
Moebus 39.95
Amnesia Call

EPYX
Winter Games 24.95
Summer Games II 24.95

INFOCOM
See IBM section for items and prices.

MICROPROSE
See Atari 130XE section for items and prices.

SIR-TECH
Wizardry/Diam. 23.95
Wizardry/Legacy 27.95
Wizardry/Proving 33.95

SSI
See Commodore 64 section for items & prices.

APPLE MISCELLANEOUS
Ganemaker 34.95
Hardball 24.95
Sundog 27.95
Newsroom 39.95
Clip Art Vol. I 20.95
Clip Art Vol. II 27.95
Gato 27.95
Kung Fu Master 25.95
Karate Champ 25.95
Strip Poker 23.95
Math Blaster 34.95
Fight Night 24.95
Phantasia II 27.95
Rambo 27.95
Amer. Challenge 27.95
Crossword Magic 34.95

IBM PC

Corona PC-400 Compatible Call
Corona Portable PC Compatible Call

IBM PC SOFTWARE

BRODERBUND
Print Shop 39.95
Print Shop Graph. I 27.95
Bank Street Writer 49.95
Ancient Art of War 29.95

MICROPROSE
F-15 Strike Eagle 23.95
Kennedy Approach 27.95
Acrojet 27.95
Silent Service 27.95

IBM MISCELLANEOUS
Mean 18 34.95
Gato 27.95
Wizardry 39.95
Strip Poker 27.95
Jet 34.95
Newsroom 39.95
Superbowl Sunday 24.95
Home Pak 34.95
Alter Ego 34.95
Hacker 29.95
Borrowed Time 27.95
Isgur Portfolio 164.95
Typing Tutor 34.95

INFOCOM
Deadline 34.95
Starcross 34.95
Zork I 27.95
Zork II or III 29.95
Witness 27.95
Suspended 34.95
Planetfall 27.95
Sorcerer 29.95
Seastalker 27.95
Cutthroats 27.95
Hitciker 27.95
Suspect 29.95
Whispering 27.95
Infidel 29.95
Enchanter 27.95
Spellbreaker 34.95
Mind Forever 34.95
Ballyhoo 27.95

SIERRA
King's Quest 34.95
King's Quest II 34.95
Ultima II 39.95

COMMODORE

COMMODORE 128

C-128 Computer Call
1571 Disk Drive Call
1902 Monitor Call

1670 Modem 139
1350 Mouse 42.95
1750 512K Expander 169

COMMODORE 128 SOFTWARE

Swiftcalc w/Side 49.95
Wordwriter + Spell 49.95
Data Manager II 49.95
Fleet System III 54.95
Mach 128 34.95
Superbase 128 69.95
Pocket Writer 128 32.95
Pocket Planner 128 32.95
Basic Compiler 128 44.95
Cobol 128 44.95

Superscript 128 59.95
Perfect Writer 49.95
Sylvia Porter-128 49.95
Perfect Filer 49.95
Vizilwrite 128 Call
Vizistar 128 Call
Pocket Filer 128 32.95
Partner 128 49.95
Cad Pak 128 44.95
Super C Compiler 59.95

COMMODORE 64

NEW 64C Computer Call
C-64 Computer Call
1541 Disk Drive Call

1660 Modem 49.95
1670 Modem 139
1702 Monitor Call

COMMODORE 64/128 SUPER PRINTER PKGS.

NX-10 & Xetec Supergraphic 299
Panasonic 1091 & Xetec Supergraphic 309
Legend 1080 & Xetec Supergraphic 269

Super Printer Packages have no added shipping or charge card surcharges when shipped in Continental USA

While Supplies Last

B.I. 80 Column Card 59.95

XETEC Super Graphic 69.95

COMMODORE 64 SOFTWARE

ACCESS
Mach V-Cart 21.95
Leader Board 27.95
Tenth Frame 27.95

SSI
Rings of Zilfin 27.95
Phantasia II 27.95
Battle Group 39.95
Roadwar 2000 27.95

EPYX
Winter Games 24.95
Apsai Trilogi 24.95
Fast Load-Cart 24.95
Vorpul Utility 22.95
Multiplan 44.95
Movie Monster 24.95
World Karate 19.95
Super Cycle 24.95
Champ Wrestling 24.95

INFOCOM
Zork I 24.95
Zork II, or III 27.95
Deadline 29.95
Starcross 29.95
Witness 24.95
Planetfall 24.95
Hitciker 24.95
Enchanter 24.95
Cutthroats 24.95
Sorcerer 24.95
Spellbreaker 29.95
Ballyhoo 27.95
Moonmist 27.95
Leather Goddess 27.95

ELECTRONIC ARTS
Adv. Construction 29.95
Mail Order Monster 11.95
Ultima IV 41.95
Bard's Tale 27.95
Lords of Conquest 27.95
Chessmaster 2000 27.95
Ultimate Wizard 24.95
Mind Mirror 24.95
Auto Duel 34.95
Ogre 27.95
Bard's Tale II 27.95
Battle Front 27.95
Robot Rascals 27.95
Heart of Africa 11.95

See Atari 130XE section for rest of items & prices.

MICROPROSE
See Atari 130XE section for items and prices.

ABACUS SOFTWARE
Call for Items and Prices

GENERAL HARDWARE



NX-10 Call
SG-15 369
SD-10 339
SD-15 449
SR-10 489
SR-15 Call
NL-10 Call
NL-10C Call

PRINTERS
Panasonic 1091 239
Legend 808 169
Legend 1080 209
Powertype 309
Juki Call
Epson Call
Panasonic 1080 215

PRINTER BUFFERS
Microfazer From 169
U-Buff 16K 79.95
U-Buff 64K 99.95

MODEMS
Volksmodem 1200 189
Prometheus 1200 299
Maxwell 1200 Call
Maxwell 2400 Call
Prometheus 2400 Call

MONITORS
NAP Amber 89.95
Commodore 1702 Call
Goldstar 13" Color 124.95
Teknika RGB Call
Thommsom Call
Commodore 1902 289

EST. 1982
ComputAbility™
P.O. Box 17882, Milwaukee, WI 53217
ORDER LINES OPEN
Mon-Fri, 11 a.m. - 7 p.m. CST
Sat. 12 p.m. - 5 p.m. CST

NO SURCHARGE FOR MASTERCARD & VISA

To Order Call Toll Free **800-558-0003** For Technical Info., Order Inquiries, or for Wisc. Orders **414-351-2007**

ORDERING INFORMATION: Please specify system. For fast delivery send cashier's check or money order. Personal and company checks allow 14 business days to clear. School P.O.'s welcome. C.O.D. charges are \$3.00. In Continental U.S.A. include \$3.00 for software orders, 4% shipping for hardware, minimum \$4.00. Master Card and Visa orders please include card #, expiration date and signature. WI residents please include 5% sales tax. HI, AK, FPO, APO, Puerto Rico and Canadian orders, please add 5% shipping, minimum \$5.00. All other foreign orders add 15% shipping, minimum \$10.00. All orders shipped outside the Continental U.S.A. are shipped first class insured U.S. mail. If foreign shipping charges exceed the minimum amount, you will be charged the additional amount to get your package to you quickly and safely. All goods are new and include factory warranty. Due to our low prices all sales are final. All defective returns must have a return authorization number. Please call (414) 351-2007 to obtain an R.A.# or your return will not be accepted. Priced and availability subject to change without notice.

When you want to talk computers...

HOME COMPUTERS.	MULTIFUNCTION CARDS.	DRIVES.
Atari Computers 1040 Color System.....\$999.00 520ST Color System.....749.00 520ST (512K).....369.00 65XE (64K).....89.99 130XE (128K).....129.00 800XL (64K).....69.99 Atari Peripherals 1010 Disk Drive.....49.99 1050 Disk Drive.....129.00 1020 Printer.....29.99 M301 Modem.....39.99 835 Modem.....29.99 Ape Face Modem.....39.99 850 I/F.....119.00 ICD PR Connection.....59.99 Commodore Computers C 64 Package.....499.00 C 128 Package.....779.00 64 C.....199.00 64C Geos.....49.99 128 C.....269.00 Commodore Peripherals 1571 Drive.....249.00 1541 Drive.....199.00 1902 Monitor.....299.00 Amiga 1020 5¼" Ext.....199.00 Amiga 1010 3½" Ext.....229.00 Amiga 1080 RGB Monitor.....289.00 1660 Modem.....59.99 1670 Modem.....139.00 1530 Datasette.....39.99 C 128 Univ. Monitor Cable.....13.99 C 128 512K Expansion.....199.00 PPI Printer Interface.....34.99 Xetec S/Graphix 8K.....69.99 Cardco G-Whiz.....49.99 Cardco Super G.....52.99 Micro R&D MW350.....49.99	AST SixPak Plus.....\$169.00 SixPak Premium.....369.00 Advantage-AT.....339.00 DCA IRMA 3270 Emulation.....799.00 Everex Edge Card.....239.00 EGA Video.....279.00 Hercules Color Card.....169.00 Graphics Card.....199.00 Graphics Card Plus.....219.00 IDEAssociates 5251 Emulation Card.....549.00 Intel 8087, 80872, 80287.....Call PC-Above Boards.....Call AT-Above Boards.....Call Paradise Color/Mono Card.....139.00 Multi Display Card.....159.00 Autoswitch EGA.....359.00 Quadram Expanded Quadboard.....139.00 Quadport-XT.....129.00 Microfazer II.....269.00 Quad EGA Plus.....369.00 STB EGA Plus/Dr. Halo.....319.00 Video-7 EGA Graphics Card.....329.00	Priam ID-60AT Innerspace.....1349.00 Racore 1501 Expansion Chassis w/DMA319.00 2103 512K Memory Card.....129.00 PRINTERS. Canon LPP-8A1 Laser.....\$1899.00 Citizen MSP-10 (80 col.).....299.00 Premier 35 LQ.....489.00 C.ltoh Starwriter A10-30.....279.00 Cordata The Desktop Printshop.....2199.00 Diablo 635 Daisywheel.....1099.00 Epson LX-86 120 cps.....Call FX-85 160 cps.....Call EX-800 300 cps.....Call LQ-800 24 Wire.....Call Juki 6000 Letter Quality.....Call 6100 Letter Quality.....Call 5510C Color Matrix.....Call NEC 3000 Spinwriter Series.....779.00 P560, P660, P760.....Call Okidata ML 182 120 cps.....219.00 ML 192 Plus 200 cps.....Call ML 193 Plus 200 cps.....Call Panasonic KX-1080 80 col.....199.00 KX-1091 80 col.....229.00 KX-1092 136 col.....339.00 Silver-Reed 550 Letter Quality.....299.00 Star Micronics LV-1210 120 cps.....199.00 NL-10 Font Compatible.....Call NX-10 120 cps.....Call Texas Instruments TI850 150 cps.....499.00 TI855 150 cps.....599.00 Toshiba P321 24 wire 80 col.....479.00 P351 24 wire 136 col.....1049.00
MS/DOS SYSTEMS. AT&Tfrom \$1699.00 Compaqfrom \$1499.00 Coronafrom \$995.00 IBM-PCfrom \$1199.00 IBM-XTfrom \$1799.00 IBM-ATfrom \$2799.00 Leading Edgefrom \$1299.00 Sperryfrom \$1899.00 Zenithfrom \$995.00	DRIVES. Allied Technology Apple Half-Heights.....\$109.00 CMS Drive Plus 20 MB card.....399.00 Everex 60 MB Internal Back-up.....799.00 20 MB Streamer.....699.00 Indus Atari GT.....199.00 Commodore GT.....199.00 lomega A210H 10+10.....1899.00 A220H 20+20.....2499.00 Mountain Drive card 20 MB.....689.00 Drive card 30 MB.....949.00	



COMPUTER MAIL ORDER

..... When you want to talk price.

MONITORS.	IBM SOFTWARE.	C M Only!
Amdek Video 310A TTL.....\$159.00 Video 410 TTL.....Call Color 600 RGB.....399.00 Color 722 RGB.....499.00 Color 730 RGB.....699.00 Magnavox 623 Amber TTL.....99.99 515 Monitor 80 RGB.....299.00 NEC JB-1285A Amber TTL.....129.00 JC-1401P3A Multi-Sync.....Call Princeton Max-12 Amber.....169.00 HX-12 12" RGB.....429.00 HX-12E Enhanced.....499.00 SR-12.....499.00 Quadram 8420 Amberchrome.....169.00 8460 Quadchrome Enhanced...499.00 Taxan 220 Color Composite.....179.00 620 640x200 RGB.....399.00 630 640x200 RGB.....439.00 640 720x400 RGB.....449.00 Zenith ZVM-1220/1230 Monochrome.....99.99 ZVM-1240 IBM Amber.....149.00 ZVM-1330 13" RGB.....459.00	Ansa Software Paradox.....\$499.00 Ashton-Tate Framework II.....429.00 dBase III Plus.....429.00 Central Point Copy II PC-Backup.....24.99 Decision Resources Chart Master.....229.00 Sign Master.....159.00 Diagram Master.....209.00 Map Master.....259.00 Lotus Symphony.....449.00 1-2-3 Version 2.....329.00 Micropro Wordstar 2000.....239.00 Wordstar 2000+.....289.00 Wordstar Pro w/GL Demo.....189.00 Microrim R:Base 5000.....299.00 Clout 2.0.....139.00 R:Base System V.....349.00 Multimate Multimate Word Proc.....229.00 Advantage.....269.00 The Software Group Enable.....349.00 Satellite Systems Word Perfect 4.1.....219.00	PC-T00 PC-XT Compatible 256K exp. to 640K 360K Floppy Drive \$499
		C M Only! Curtis SP-1 Diamond Surge Protector \$29
		C M Only! Magnavox/NAP 12" Comp. Monitor w/Audio Green or Amber, your choice \$79
		C M Only! Epson Homewriter 10 (w/purchase of PIC Interface) \$99
		C M Only! Practical Peripherals Promodem 1200 Stand Alone Modem \$169
		C M Only! Quadram QuadJet 7-Color Printer \$179
		C M Only! Atari 520ST Monochrome System \$549
		C M Only! Commodore Amiga 1000 Color System and Drive \$1289
MODEMS.	DISKETTES.	
Anchor Volksmodem 1200.....\$139.00 Signalman Express 1200.....199.00 6480 64/128 1200 Baud.....119.00 VM520 520/1040 Atari.....129.00 Omega 80 Amiga.....129.00 Everex 1200 Baud IBM.....139.00 Hayes Smartmodem 300.....139.00 Smartmodem 1200.....389.00 Smartmodem 2400.....579.00 Micromodem IIe.....149.00 Quadram Quadmodem II.....299.00 Supra MPP-1064 AD/AA (C64).....69.99 1200AT (Atari 8-Bit).....149.00 1200ST (Atari 520).....149.00	Maxell MD-1 SS/DD (10) 5 1/4".....\$11.99 MD-2 DS/DD (10) 5 1/4".....12.99 MD-2HD AT (10) 5 1/4".....24.99 Sony MD-1 SS/SD (10) 5 1/4".....9.99 MD-2 DS/DD (10) 5 1/4".....11.99 MD-2HD AT (10) 5 1/4".....24.99 MFD1 SS/DD (10) 3 1/2".....18.99 MFD2 DS/DD (5) 3 1/2".....9.99 Verbatim VE-1 SS/DD (10) 5 1/4".....7.99 Amaray Disk Tub 50 5 1/4".....9.99 Disk Tub 30 3 1/2".....9.99 Innovative Concepts Flip-n-File 10.....2.49 Flip-n-File 50.....11.99	

Call toll-free: 1 800 233-8950.

Outside the U.S.A. 717 327-9575 Telex 5106017898 Educational Institutions call 1 800 221-4283
 CMO. 477 East Third Street, Dept. A211, Williamsport, PA 17701

ALL MAJOR CREDIT CARDS ACCEPTED.

POLICY: Add 3% (minimum \$7.00) shipping and handling. Larger shipments may require additional charges. Personal and company checks require 3 weeks to clear. For faster delivery use your credit card or send cashier's check or bank money order. Pennsylvania residents add 6% sales tax. All prices are subject to change and all items are subject to availability. Defective software will be replaced with the same item only. Hardware will be repaired or replaced at our discretion within the terms and limits of the manufacturer's warranty. We cannot guarantee compatibility. All sales are final and returned shipments are subject to a restocking fee.

Canadian Orders: Ontario/Quebec 1 800 268-3974, Toronto 1 416 828-0866, Other Provinces 1 800 268-4559

Telex 06-218960, 2505 Dunwin Drive, Mississauga, Ontario, Canada L5L1T1

ALL PRICES SHOWN ARE FOR U.S.A. ORDERS. CALL THE CANADIAN OFFICE FOR CANADIAN PRICES.

THE LOWEST
PRICES


THE BEST
SERVICE

ELECTRONIC ONE*

PHONE
LINES
OPEN

10-6 E.S.T.
M-F

CALL (614) 864-9994 • P.O. Box 13428 • COLUMBUS, OHIO 43213



HARDWARE

C128 COMPUTER	259.99
C64 COMPUTER	139.99
64C COMPUTER	179.99
1541 DISK DRIVE	179.99
1571 DISK DRIVE	239.99
1702 MONITOR	179.99
1902A RGB MONITOR	279.99
MPS 1000 PRINTER	239.99
1350 MOUSE	34.99
1670 1200 BAND MODEM	149.99

PRINTERS

STAR NX10	239.99
EPSON LX80	229.99
PANASONIC 1080	199.99
PANASONIC 1091	229.99
SEIKOSHA SP1000UC	179.99
COMM 1525	79.99
COMM 801	89.99

MISC. HARDWARE/MONITORS

TYMAC INTERFACE	44.99
PPI INTERFACE	29.99
XETEC JR.	39.99
XETEC SR.	56.99
TOTAL COMM. MODEM	29.99
14" COLOR THOMPSON MONITOR	129.99

SOFTWARE

KARATEKA	19.99
PRINT SHOP	27.99
PRINT SHOP COM.	24.99
PRINT SHOP LIB.	14.99
F-15	22.99
SILENT SERVICE	22.99
LEADER BOARD	24.99
ARCHON	12.99
ONE ON ONE	12.99
FOOTBALL	12.99
MAIL MONSTERS	12.99
MULE	12.99
MUSIC SET	12.99
PINBALL CONS.	12.99
SEVEN CITIES	12.99
BARDS TALE	24.99
SKY FOX	24.99
SUBLOGIC FOOTBALL	26.99
SUBLOGIC BASEBALL	26.99
FAST LOAD	24.99
MACH 5	22.99
MACH 128	29.99
WORD WRITER 128	39.99
SUPER PASCAL	49.99
JANE	34.99
NEWSROOM	29.99

**CLOSEOUT SOFTWARE
ALL QUALITIES ARE LIMITED**

ALF COLOR CAVES	3.99	ON FIELD FOOTBALL	9.99
DANCE FANTASY	3.99	GYRUSS	3.99
WEBSTER WORD GAME	3.99	GHOST BUSTERS	7.99
LOGIC LEVELS	3.99	DIG DUG	4.99
SEA HORSE	6.99	JAW BREAKER	4.99
HEY DIDDLE	3.99	DECATHLON	7.99
TRAINS	3.99	WIZARD PRINCESS	7.99
UP FOR GRABS	3.99	POOYAN	4.99
RHYMES/RIDDLES	3.99	SAMMY LIGHTFOOT	4.99
TURTLE TOYLAND	2.99	CODE WRITER	7.99
AZTER	3.59	PIT STOP	9.99
DUCKS AHOY	3.99	DAVIDS PINBALL	4.99
ESPIAL	2.99	GATEWAY APASHAI	9.99
FRACTION FEVER	3.99	SPACE RESCUE	2.99
JUKE BOX	3.99	CURSE OF RAI	1.99
STORY MACHINE	3.99	ROBOTS DAWN	6.99
COSMIC LIFE	3.99	FISHER PRICE MUSIC	9.99
DELTA DRAW	3.99	BEIGE ROOT	9.99
FACE MAKER	3.99	TREASURE ISLAND	9.99
THE FACTORY	1.99	ALICE WONDERLAND	9.99
SPARE CHANGE	3.99	DALLAS QUEST	9.99
JUNO FIRST	3.99		
MR. ROBOT	4.99		
SNAKE MAN	3.99		
GENESIS	3.99		
CHOP LIFTER	4.99		
PILOT	4.99		
GORTEC	1.99		

**HURRY
WHEN THESE
CLOSEOUTS
ARE GONE
THERE IS
NO MORE.
MOST ARE
CART OR DISK
EXCEPT GORTEC.**



HARDWARE

65XE 64k COMPUTER	69.99
800XL 64k COMPUTER	69.99
130XE 128k COMPUTER	119.99
1050 DISK DRIVE	124.99
ASTRA (THE ONE)	249.99

PRINTERS

STAR NX10	239.99
STAR 1210 (ST.)	179.99
PANASONIC 1080	199.99
PANASONIC 1091	229.99
EPSON LX80	229.99
TRACTOR (LX80)	24.99
ATARI 1027	99.99
ATARI XM801	179.99

INTERFACES

U-PRINT INTERFACE

2499

APE FACE	29.99
MPP 1150	44.99
MPP MICRO PRINT	29.99
ZETEC	39.99

MONITORS

THOMPSON 14" COLOR	129.99
TEKNIKA 14" COLOR	149.99
COMMODORE 1702	179.99

ATARI HARDWARE ACCESSORIES

US DOUBLER	49.99
1030 MODEM	44.99
XM 301	37.99
SUPRA 1000E	34.99
ATARI LIGHT PEN	37.99
ATARI TOUCH TABLET	42.99

850 INTERFACE	99.99
410 RECORDER	9.99

ATARI SOFTWARE

ATARI WRITER	19.99
ATARI WRITER PLUS	24.99
LOGO	19.99
MICROSOFT BASIC	14.99
MACRO ASSEMBLER	14.99
ASSEMBLER EDITOR	14.99
SYN FILE	29.99
SYN CALC	29.99
PRINT SHOP	29.99
PAPER CLIP W/SPELL	34.99
MUSIC PAINTER	7.99
PROOF READER	14.99
HOME PLANETARIUM	27.99
SILENT SERVICE	27.99
BASIC XE	46.99
ULTIMA IV	39.99
STAR RAIDERS II	17.99
TENNIS	12.99
POLE POSITION	12.99
FOOTBALL	12.99
MISSION ASTEROIDS	7.99
ULYSSES	7.99
DARK CRYSTAL	7.99
ACTION	46.99
SILENT BUTLER	15.99
FLIGHT SIMULATOR II	29.99
PAC MAN	1.99
STAR RAIDERS	1.99
ASTEROIDS	4.99
QIX	4.99
DIG DUG	8.99
ROBOTRON	8.99
MS PAC MAN	8.99
JUNGLE HUNT	8.99
JOUST	8.99
E.T.	1.99
DONKEY KONG	8.99
MUSIC OMSOPER	4.99

**ATARI
ST**

ATARI 520ST

- BLACK & WHITE MONITOR
- 360k DISK DRIVE
- BUILT IN TOS
- 512k KEYBOARD
- SOFTWARE

ALL FOR

59800

LIMITED QUANTITIES

520 ST
COLOR SYSTEM

79800

ST SOFTWARE

PERSONAL PASCAL	49.99
HACKER II	29.99
SPIDERMAN	14.99
BRIDGE 40	19.99
STRIP POKER	27.99
N. VISION	27.99
DEGAS	27.99
ROGUE	27.99
SUN DOG	27.99
THE PAWN	29.99
WINTER GAMES	26.99
LEADER BOARD	26.99
PHANTASIE	27.99
BRACTACCAS	34.99
IS TALK	39.99



**TEXAS
INSTRUMENT**

HAND
CONTROLLERS

899 PAIR

ALL
SOFTWARE

299 EACH

**DISK SOFTWARE
*CASSETTE SOFTWARE

ALL OTHER SOFTWARE CARTRIDGE	
**CHECKBOOK MANAGER	2.99
*SAVAGE ISLAND	2.99
*BRIDGE BIDDING	2.99
FAMILY ENTERTAINER	2.99
POWER PACKS	4.99
THE ATTIC	2.99
SUPER DEMON ATTACK	2.99
JAWBREAKER II	2.99
HUSTLE	2.99
SEWER MANIA	2.99
CHISHOLM TRAIL	2.99
MINUS MISSION	2.99
**TEACH BASIC	2.99
TOMBSTONE	2.99
*GOLDEN VOYAGE	2.99
TI INVADERS	2.99
INTRO PACKAGE	2.99
*LEASE PURCHASE	2.99
INTERNAL POWER BOARD	4.99
*MISSION IMPOSSIBLE	2.99
HOME FINANCIAL	2.99
*ADVENTURE LAND	2.99
HOME FINANCIAL MANAGER	2.99
CASSETTE CABLES	6.99

QUANTITIES ARE LIMITED — DON'T BE LATE TO ORDER

HOW TO ORDER: CASHIER CHECK, MONEY ORDER, MASTERCARD* OR VISA* (ADD 4% FOR CHARGE CARDS) ... NO PERSONAL CHECKS ... NO C.O.D.'S ... SHIPPED U.P.S. ... ALL PRICES SUBJECT TO CHANGE WITHOUT NOTICE.
SHIPPING: ADD \$3.00 ON ALL ORDERS UNDER \$100.00 ... ADD \$5.00 ON ALL ORDERS OVER \$100.00. ACTUAL FREIGHT CHARGED ON MULTIPLE ORDERS.
INTERNATIONAL: ACTUAL FREIGHT CHARGED ON ALL ORDERS OUTSIDE THE CONTINENTAL UNITED STATES INCLUDING A.P.O.
POLICIES: NO RETURNS WITHOUT A RETURN AUTHORIZATION ... NO RETURNS UNLESS DEFECTIVE. ALL DEFECTIVES WILL BE EXCHANGED ... NO EXCEPTIONS. PLEASE SPECIFY ...

CALL OR WRITE FOR FREE CATALOG

CALL ELECTRONIC ONE (614) 864-9994

P.O. BOX 13428 COLUMBUS, OHIO 43213

Classified

SOFTWARE

DISCOUNT SOFTWARE: Amiga/Apple/Atari/C64-128/IBM PC-PCjr/TRS-80/Timex/Sinclair. Free Catalog: WMJ DATA SYSTEMS, 4 Butterfly Dr., Hauppauge, NY 11788

COMMODORE: TRY BEFORE YOU BUY. Best selling games, utilities, educational, + classics and new releases. 100's of titles. Visa/MC. Free brochure. RENT-A-DISC, Frederick Bldg. #345, Hunt'n, WV 25701 (304) 529-3232

ATARI 8 BIT: FULL FUNCTION BUSINESS DBMS. Any drive(s)/upgrades. GL/AR/AP/Inv/Mail/W/P. 9000 records/disk. MICROMOD, 1635-A Holden Ave., Orlando, FL 32809 (305)857-6014

\$\$ WIN WITH THOROUGHbred HARNESS & Greyhound handicapping software: \$29.95. Enhanced: \$49.95. Professional Football handicapping system: \$39.95. For most computers. Free info. Software Exchange, Box 5382 CP, W. Bloomfield, MI 48033. Call: (313) 626-7208

FREE APPLE SOFTWARE
Over 1000 Public Domain Programs on 50 diskettes. \$5 each Plus \$1 for shipping per order. Send \$1 for catalog. Refundable with order.

C&H ENTERPRISES
PO Box 29243, Memphis, TN 38127

TI-99/4A QUALITY SOFTWARE for Business, Home and Entertainment ** Bonus Software Offer!!** Send for FREE catalog to MICRO-BIZ HAWAII, BOX 1108, PEARL CITY, HI 96782

TI-99/4A Software/Hardware bargains. Hard to find items. Huge selection. Fast service. Free catalog. D.E.C., Box 690, Hicksville, NY 11801

APPLE SOFTWARE FOR PENNIES!!! Thousands of Public Domain programs available at 25¢ & less. Free catalog. CALOKE IND., Box 18477, K.C., MO 64133

TANDY 1000 PROGRAMS AND NEWSLETTER Send for free information on educational & entertainment programs & newsletter. Soda Pop Software, POB 653, Kenosha, WI 53141

If you'd like information on the latest version of your software, please call or write: **Batteries Included** Customer Support, 30 Mural St., Richmond Hill, Ontario, Canada L4B 1B5 (416) 881-9816

PRINT YOUR OWN BUSINESS STATIONERY

Use your dot-matrix printer and this Business Papers Kit to make personalized invoices, letterheads, business cards, memos, etc. from plain paper. Try before you buy. Send \$7.50 to: Honor-System Software, Box 338, Medina, IL 60157. Specify Apple II or C64.

"Electronic Christmas Cards," (IBM-PC, TANDY 1000, APPLE II's), 8 colorful holiday scenes with 16 songs. Also Quiz Programs with jumbled clues (IBM). Some titles are "State Capitols" & "Foreign Capitols." Send \$29.95 for each program or \$2.00 (refund with purchase) for catalog to "Blocher's Custom Software," Box 300278, Arlington, Texas 76010, or call (817) 277-2911 to place your order.

HOME MANAGEMENT SOFTWARE - Itemize expenses, Print Mailing Labels. Create a Telephone Directory. For IBM and compatibles. User friendly and at a great price. Two disks. Send \$29.95 to: Compudata, Suite 403-A, Montrose Dr., Greensboro, NC 27407-1272

Expert System. Forward/backward chaining. Create own knowledge bases. Requires LOGO interpreter. For C64/128, TI, IBM, Apple. Disk \$19.95 + \$2 p/h to Molly Software, 2019 Monitor Dr., Stafford, VA 22554

CHEAP SOFTWARE FOR PC/MS-DOS/PCjr... Games, Business, Educational and Utility Disk. For Catalog write: Morning Star, P.O. Box 3095, Ann Arbor, MI 48106

PRO FOOTBALL ANALYST. BEAT THE POINT SPREAD! Only 5 min per week & your local newspaper is all it takes to find hidden overlays in the betting line. Winning season GUARANTEED! IBM/C64/TI99-\$34.95 (+ \$4.55 s/h) ORDER NOW! 1-800-341-1950 ex 77. Mail Orders: RIDGE, 170 Broadway #201-C, NYC, NY 10038. Catalog

FREE SOFTWARE for C64, C128, IBM & CPM Send SASE for info (specify computer) to: PUBLIC DOMAIN USERS GROUP, P.O. Box 1442-A1, Orange Park, FL 32067

Books of the Bible + quiz about books + Old & New Testament Quiz. All for \$20. Mac, IBM-PC, C64/128. LEWIS ENTERPRISES, Rt. 14, Box 45, Moore, OK 73165 (405) 794-3953

ATTENTION T.I. 99/4A OWNERS

• Over 1500 Accessories
THE WORLD'S LARGEST COMPUTER ASSISTANCE GROUP

Now serving over 35,000 members worldwide with the best in technical assistance, service, and products for the Texas Instrument 99/4A

To become a member and receive newsletters, catalog, technical assistance and membership package, send \$10.00 for a ONE Year Membership to: **99/4A National Assist Group** National Headquarters P.O. Box 290812 Ft. Lauderdale, Florida 33329 Attention Membership Division For Information Call (305) 583-0467

MISCELLANEOUS

THE JUNIOR REPORT: THE NATIONAL NEWS LETTER. PCjr-specific articles, reviews, Public Domain, Club news from across the nation. \$18/yr (12 issues). PCjr Club, P.O. Box 95067, Schaumburg, IL 60195

*** IBM PCjr OWNERS ***

Learn to unleash jr's hidden powers! How-to info from jr experts, software tips, freeware best buys and more! \$18 per year. Moneyback Guarantee. **Jr Newsletter**, Box 163, Southbury, CT 06488

TI99/4A USERS-MICROpendium is a monthly journal dedicated to the 4A in continuous publication since 1984. Send \$17 for 1 year to MICROpendium, POB 1343, Round Rock, TX 78680. Or send \$2 for sample.

COMPUTE! Classified is a low-cost way to tell over 350,000 microcomputer owners about your product or service.

Rates: \$25 per line, minimum of four lines. Any or all of the first line set in capital letters at no charge. Add \$15 per line for boldface words, or \$50 for the entire ad set in boldface (any number of lines.) Inquire about display rates.

Terms: Prepayment is required. Check, money order, American Express, Visa, or MasterCard is accepted. Make checks payable to COMPUTE! Publications.

Form: Ads are subject to publisher's approval and must be either typed or legibly printed. One line equals 40 letters and spaces between words. Please underline words to be set in boldface.

General Information: Advertisers using post office box numbers in their ads must supply permanent address and telephone numbers. Ad will appear in next available issue after receipt.

Closing: 10th of the third month preceding cover date (e.g., June issue closes March 10th). Send order and remittance to: Harry Blair, Classified Manager, COMPUTE!, P.O. Box 5406, Greensboro, NC 27403. To place an ad by phone, call Harry Blair at (919) 275-9809.

Notice: COMPUTE! Publications cannot be responsible for offers or claims of advertisers, but will attempt to screen out misleading or questionable copy.

DISK SALE!

PREMIUM QUALITY! LIFETIME WARRANTY!

• Guaranteed 100% error free, money-back satisfaction guaranteed. Made by top USA makers, not "seconds".
• We buy millions from the factory. We can't print the maker, but you'll recognize them as among the highest quality, premium diskettes made! Order BULK (5-pak) for no sleeve or box, BOXED IN TENS (10-pak) or BOXED IN 25's (2-pak) with labels, sleeve, box and tabs. Order D-pak, add 2¢ per disk to boxed prices.

ORDER 24 HOURS A DAY, 7 DAYS A WEEK!
PRICES ARE PER DISK

	100	500	1K	10	25	100	500	1K
For the apple II, II+, IIe, IIc #UDA	33c	31c	29c	40c	38c	37c	36c	34c
SS/DD for single side computers #UD1	34c	32c	29c	41c	39c	38c	37c	35c
DS/DD for IBM-PC and compatibles #UD2	35c	33c	29c	42c	40c	39c	38c	36c
DS/Hi-Density for IBM-AT #UAT	1.59	1.49	1.39	1.71	1.69	1.64	1.54	1.44
DD/DD colored disks #UC2	65c	62c	56c	76c	74c	69c	67c	61c
3 1/2", single side for Mac #UD3	1.19	1.15	99c	1.51	1.29	1.19	1.15	99c
3 1/2", double side for Mac & Amiga #UD6	1.39	1.27	1.19	1.66	1.49	1.39	1.27	1.19
5 1/4", 24# white wave #SLV	4c	3.5c	3c	Call for pricing			on qty's over 1000	
5 1/4", white tyvek #TYV	6c	5c	4.5c	Call for pricing			on qty's over 1000	

• 80 COLUMN #4K RAM CARD FOR APPLE IIe, guaranteed compatible \$20CLR \$39
• 5 1/4" HEAD CLEANER KIT: 3 cleaner disks & solvent, 45 uses! #HCK \$4.95
• UNI-NOTCH DISK NOTCHER, access 2nd side of disk, for Apple, Commo, #NN1 \$7.77
• COLOR DISK ASSTMT, 25 disks w/slv, DS/DD, #UC2J-ASST \$ 15.75 (79c ea)
• COPY II for APPLE II (5.25) for MAC/II/III/IV back up protected prog \$39
• RIBBONS FOR EPSON MX/FX30 (PR470), for IMAGEWRITER (PR498) \$4.50ea 12.54 ea
• FLIP-TOP DISK FILES, holds 70 disks, smokelid plastic #F70 \$8.95
• HOW TO ORDER: Pay by MC-Visa-Amex-COD, or send check with order. Min order \$20, add \$3 for UPS shipping +\$2 II COD (no extra charge for credit cards). We can ship upon account to schools, min school purch order \$100. FOB Unitech. All orders must include daytime phone and STREET address. MONEY BACK 30-DAY SATISFACTION GUARANTEE! SEND FOR FREE CATALOG

UNITECH
201 HURLEY STREET
CAMBRIDGE, MA 02141-2176
IN MASS (617) UNITECH
(800)343-0472



DISCOUNT SOFTWARE

COMMODORE AMIGA

512 K. Color System CALL
 256 K. Amiga CALL
 A1010 3 1/2" Disk Drive CALL
 A1080 RGB Monitor CALL
 A1050 256K. Expansion CALL

ATARI ST

1040 ST System CALL
 520 ST System CALL
 SF314 Disk Drive CALL
 SC1224 RGB Monitor CALL
 SH204 20 MB Hard Drive CALL

ATARI XL/XE

130XE Computer \$120
 800XL Computer CALL
 1050 Disk Drive \$120
 1027 Printer \$ 99
 1020 Printer \$ 24
 XM 301 Modem \$ 39

COMMODORE 64/128

D64C Computer CALL
 D1541C Drive CALL
 C-128 Computer CALL
 VIC-1571 Drive CALL
 VIC-1581 Drive CALL
 512K RAM Expansion \$179

**CALL ON THESE AND OTHER PRODUCTS
 WE CARRY A COMPLETE LINE OF SOFTWARE AND HARDWARE INCLUDING PRINTERS**

TOP HITS

AMIGA SOFTWARE

Arctic Fox \$ 30
 Sky Fox \$ 29
 Deluxe Paint \$ 72
 Art Disk Vol. I \$ 24
 Deluxe Print \$ 72
 Art Disk Vol. II \$ 24
 Deluxe Video \$ 72
 Instant Music \$ 39
 Marble Madness \$ 32
 Winter Games \$ 32
 Marauder \$ 32
 Grabbit \$ 24
 Little Computer People \$ 29
 Aegis Draw \$159
 Aegis Animator \$ 99
 On Line \$ 49
 Music Studio \$ 39
 Analyze \$ 69
 Amiga Assembler \$ 79
 Amiga Pascal \$ 79
 Lattice "C" \$119
 Leader Board Golf \$ 29

ATARI ST SOFTWARE

PC Board Designer \$279
 Typing Tutor/
 Word Invaders \$ 25
 Leader Board Golf \$ 29
 Little Computer People \$ 29
 Music Studio \$ 48
 Paint Works \$ 49
 Hole In One Golf \$ 24
 Flight Simulator II \$ 29
 Financial Cookbook \$ 39
 Degas \$ 29
 Copy II \$ 29
 Phantasie \$ 29
 Print Master \$ 29
 Art Gallery I & II ea. \$ 24
 Rogue \$ 25
 Silent Service \$ 29
 Starglider \$ 34
 Temple of Apshai Trilogy \$ 29
 Thunder \$ 29
 Winter Games \$ 29
 World Games \$ 29
 VIP Professional CALL

C64/128 SOFTWARE

ALL ABACUS TITLES CALL
 ALL MASTERTRONICS
 TITLES CALL
 Winter Games \$29
 The Top Shop \$45
 Gettysburg: The Turning
 Point \$45
 World Games \$29
 Road War 2000 \$29
 Gemstone Healer \$29
 Destroyer \$29
 Shard of Spring \$29
 Hardball \$25
 Commando \$25
 Gunship \$25
 Fontmaster II \$32
 GEOS \$49
 F-15 Strike Eagle \$25
 Fast Hack'em \$29
 Copy II 64/128 \$39
 Print Shop \$35
 Print Shop Companion \$28
 Print Master \$27
 10th Frame \$29

ATARI XE/XL SOFTWARE

Battle of Antietam \$30
 USAAF \$35
 M.U.L.E. \$17
 Movie Maker \$39
 One On One \$12
 Seven Cities of Gold \$12
 Silent Service \$27
 F-15 Strike Eagle \$25
 Music Studio \$27
 Printshop Companion \$28
 Temple of Apshai Trilogy \$26
 Flight Simulator II \$39
 Scenery Disk (1-6) ea. \$16
 Star Disk - San Francisco \$16
 Star Disk - Japan \$16
 Karateka \$24
 Nam \$29
 Print Shop \$35
 Graphic Library
 I, II & III ea. \$18
 Touchdown Football \$12
 Ogre \$30
 Computer Quarterback \$24

ABBY'S CHRISTMAS SPECIALS

ATARI XL/XE

DATASOFT
 Pooyan (D & C) \$5.95
 Moon Shuttle (D & C) \$5.95

MINDSCAPE

Tinka's Mazes \$6.95
 Tuk Goes to Town \$6.95
 Tonk in Land of
 The Buddy Bots \$6.95
 Tink's Adventure \$6.95

ATARI INC.

Juggle's Rainbow (C) \$2.99
 Juggle's House (C) \$2.99
 States & Capitals (C) \$1.99
 My First Alphabet (C) \$2.99
 Hangman (C) \$5.00
 Statistics I (C) \$5.00
 Speed Reading (C) \$10.00
 Basic (R) \$5.00

COMMODORE 64/128

MINDSCAPE

Tink's Adventure \$6.95
 Tinka's Mazes \$6.95
 Tuk Goes to Town \$6.95
 Mr. Pixel's Paint Set \$9.95
 Mr. Pixel's Cartoon Kit \$9.95
 Show Director \$9.95
 Tonk in the Land of
 The Buddy Bots \$6.95

TIME WORKS

Money Manager (D & C) \$5.95
 Electronic Checkbook (D & C) \$5.95
 Data Manager (D & C) \$5.95

COMMODORE

Suspended \$9.00
 Star Ranger \$3.00
 Music Composer \$3.00
 English III \$1.50
 English V \$1.50
 English VII \$1.50
 Math V \$1.50
 Accounts Payable \$10.00
 Payroll/Check Writing \$10.00

— INTRODUCING —

WORLDS OF WONDER

LAZER TAG

LAZER TAG GAME KIT — Includes Star
 Lyte (Hand Unit), Star Belt
 & Star Sensor \$45.00

ACCESSORIES

Lazer Tag Star Vest \$18.00
 Lazer Tag Star Sensor \$20.00
 Lazer Tag Star Band \$ 9.00
 Lazer Tag Star Helmet \$36.00
 Lazer Tag Star Cap \$20.00

ANIMATED TALKING TOYS

Teddy Ruxpin \$65.00
 Grubby \$49.00
 Mother Goose \$65.00
 Snoopy \$75.00
 Charlie Brown \$49.00
 Woodstock CALL
 Poseable Miniatures as low as \$ 2.50

ACCESSORIES

Hand Puppets as low as \$12.00
 Books & Tapes as low as \$ 9.75
 Clothing (for talking
 toys) as low as \$10.50

NINTENDO

ENTERTAINMENT SYSTEM

DELUXE SET — Includes Control
 Deck, 2 Controllers, R.O.B. (Video
 Robot), Zapper (Light Gun), 2 Game
 Paks - Gyromite &
 Duck Hunt \$149.00

ACCESSORIES

R.O.B. (Video Robot) \$42.00
 Zapper (Light Gun) \$24.00

GAME PAKS

Robot Series ea. \$32.00
 Light Gun Series ea. \$28.00
 Programmable Series ea. \$28.00
 Sports Series ea. \$24.00
 Action Series ea. \$24.00
 Education Series ea. \$19.00
 Arcade Classics ea. \$19.00

ALL TITLES ON DISK UNLESS MARKED (R) FOR ROM CARTRIDGE

Order Line

1-800-282-0333

WE CHECK FOR STOLEN VISA & MASTERCARD

Customer Service

& Ohio Residents

M-F 10 a.m.-8 p.m.; Sat. 10-3 ET

1-513-879-9699

37 S. Broad Street, Fairborn, OH 45324

AD #CP-116

SOFTWARE ONLY — Prepaid orders over \$50 receive free shipping via UPS in continental U.S. Please add \$2 orders under \$50. HARDWARE and all orders requiring shipment via U.S. Post Office are subject to additional freight charges. Add \$5 for COD orders. VISA/MasterCard orders add \$2 service charge. Ohio residents add 5.5% sales tax. Personal checks require a three-week waiting period. No waiting when paid by credit card, certified check or money order. All items subject to availability and price change. PLEASE CITE AD NUMBER WHEN ORDERING. ALL RETURNS MUST BE ACCOMPANIED BY AN AUTHORIZATION NUMBER.

VISA

MasterCard



WORDS TO THE WISE from DAVIDSON.

When you are choosing educational software, the word is Davidson. It Works! Thousands of teachers and parents have made the Davidson choice . . . the wise choice in performance-proven educational software.

NEW!

GRAMMAR GREMLINS

Students of all ages learn grammar basics. Over 700 sentences reinforce grammar rules. Students practice their skills in the animated, fast-moving game. Color graphics, editor and more, all make learning fun! Apple™ II family. **\$49.95.** (IBM™ available 8/86.)

SPELL IT! Learn how to spell 1000 of the most commonly misspelled words. Animation, a lively arcade game and add-your-own words editor too! Apple™ II family, Atari™, Commodore™ 64/128, IBM.™ **\$49.95.**

WORD ATTACK! Discover the meanings and usages of 675 new words. Includes a fun, fast-action arcade game and add-your-own words editor. Apple™ II family, Macintosh™, Atari™, Commodore™ 64/128, IBM.™ **\$49.95.**

More award winning educational software from Davidson:

- MATH BLASTER!** **ALGE-BLASTER!**
- SPEED READER II** **CLASSMATE**
- HOMEWORKER**

(800) 556-6141
In Calif. (213) 534-4070

Davidson.
Davidson & Associates, Inc.
3135 Kashiwa St.
Torrance, CA 90505



Please send me a FREE COLOR BROCHURE and the name of my nearest Davidson Dealer.

Name _____
Address _____
City _____ State _____ Zip _____

Educational Software that Works
©1986 Davidson & Associates, Inc.

Advertisers Index

Reader Service Number/Advertiser	Page
102 Abacus Software	43
103 Abacus Software	45
104 Abby's Discount Software	103
105 American International Computer Products	101
106 American People Link	37
107 Atari Corp.	65,69,85
108 The Avalon Hill Game Company	9
Batteries Included	5
Batteries Included	25
Brøderbund Software, Inc.	10-11
Brøderbund Software, Inc.	13
111 Chase Manhattan	16
CH Products	27
112 C. Itoh	89
C.O.M.B. Direct Marketing	71
C.O.M.B. Direct Marketing	86
113 CompuServe	23
114 ComputAbility	97
115 Computer Direct	58,59
116 Computer Mail Order	98-99
Covox, Inc.	92
117 Davidson & Associates, Inc.	104
118 Digital Solutions Inc.	IFC-1
119 Duplicating Technologies Inc.	89
120 Electronic Arts	39
121 Electronic One	100
122 Enlightenment, Inc.	35
123 EPYX	21
124 Final Frontier Software	68
125 Firstline Software, Inc.	49
126 Infocom	14-15
127 Jason Ranheim	69
128 Jason Ranheim	88
Lycos Computer	40-41
NRI Schools	71
130 Okidata	2
131 Origin Systems, Inc.	BC
132 Protecto	54-57
133 Silicon Express	44
134 subLOGIC Corporation	IBC
135 Thompson	19
136 Unitech	102
<hr/>	
Classified Ads	102
The Complete Desktop Publisher & I Didn't Know	
You Could Do That with a Computer	53
COMPUTE! Books' Amiga Collection	7
COMPUTE! Books' Fall Releases	60
COMPUTE! Disk Subscription	64
COMPUTE! Subscription	17
COMPUTE!'s Apple Applications Special	32

COMPUTE! FREE Reader Information Service

Use these cards to request FREE information about the products advertised in this issue. Clearly print or type your full name and address. Only one card should be used per person. Circle the numbers that correspond to the key number appearing in the advertisers index.

Send in the card and the advertisers will receive your inquiry. Although every effort is made to insure that only advertisers wishing to provide product information have reader service numbers, COMPUTE! cannot be responsible if advertisers do not provide literature to readers.

Please use these cards *only* for subscribing or for requesting product information. Editorial and customer service inquiries should be addressed to: COMPUTE!, P.O. Box 5406, Greensboro, NC 27403. Check the expiration date on the card to insure proper handling.

Use these cards and this address only for COMPUTE!'s Reader Information Service. Do not send with payment in any form.

COMPUTE!

101	102	103	104	105	106	107	108	109	110	111	112	113	114	115	116	117
118	119	120	121	122	123	124	125	126	127	128	129	130	131	132	133	134
135	136	137	138	139	140	141	142	143	144	145	146	147	148	149	150	151
152	153	154	155	156	157	158	159	160	161	162	163	164	165	166	167	168
169	170	171	172	173	174	175	176	177	178	179	180	181	182	183	184	185
186	187	188	189	190	191	192	193	194	195	196	197	198	199	200	201	202
203	204	205	206	207	208	209	210	211	212	213	214	215	216	217	218	219
220	221	222	223	224	225	226	227	228	229	230	231	232	233	234	235	236
237	238	239	240	241	242	243	244	245	246	247	248	249	250	251	252	253

Circle 101 for a one year new U.S. subscription to COMPUTE! you will be billed for \$24.

Please let us know. Do you own:

- | | |
|---|--|
| <input type="checkbox"/> Apple _____
270 | <input type="checkbox"/> plan to buy:
271 |
| <input type="checkbox"/> Atari _____
272 | <input type="checkbox"/> _____
273 |
| <input type="checkbox"/> Commodore _____
274 | <input type="checkbox"/> _____
275 |
| <input type="checkbox"/> IBM _____
276 | <input type="checkbox"/> _____
277 |
| <input type="checkbox"/> TI-99/4A _____
278 | <input type="checkbox"/> _____
279 |
| <input type="checkbox"/> Other _____
280 | <input type="checkbox"/> _____
281 |
- (specify model)

Please print or type name and address.
Limit one card per person.

Name _____
Address _____
City _____
State/Province _____ Zip _____
Country _____
Phone _____

Please include ZIP Code Expiration Date 12/31/86 CO1186

SUBSCRIBE TO COMPUTE!

For Fastest Service,
Call Our **Toll-Free**
US Order Line
800-247-5470
In IA call 4-800-532-1272

- \$24.00 One Year US Subscription
 \$45.00 Two Year US Subscription

Name _____
Address _____
City _____ State _____ Zip _____

Payment Enclosed Bill me
Charge my: VISA MasterCard American Express
Account No. _____ Expires ____/____/____

Your subscription will begin with the next available issue. Please allow 4-6 weeks for delivery of first issue. Subscription prices subject to change at any time. Outside the U.S.A. please add \$6 for each subscription.

Place
Stamp
Here

COMPUTE! Reader Service

P.O. Box 2141

Radnor, PA 19089



NO POSTAGE
NECESSARY
IF MAILED
IN THE
UNITED STATES


BUSINESS REPLY MAIL

FIRST CLASS

PERMIT NO. 7478

DES MOINES, IOWA

POSTAGE WILL BE PAID BY ADDRESSEE



COMPUTE!

PO BOX 10954
DES MOINES, IOWA 50347



Flight Simulator II Scenery Disks

The Challenge of Accomplished Flight

With a realism comparable to (and in some ways even surpassing) \$100,000 aircraft flight simulators, Flight Simulator II includes full flight instrumentation and avionics, and provides a full-color out-the-window view. Instruments are arranged in the format standard to modern aircraft. All the radios needed for IFR flight are included. Front, rear, left, right, and diagonal views let you look in any direction. Program features are clearly documented in a 96-page Pilot's Operating Handbook.

For training in proper flight techniques, Flight Simulator II includes another 96-page instruction manual, compiled by two professional flight instructors with over 8,000 hours flight time and 12,000 hours of aviation teaching experience. You'll learn correct FAA-recommended flight procedures, from basic aircraft control through instrument approaches. To reward your accomplishments, the manual even includes a section on aerobatic maneuvers.

The Realism and Beauty of Flight

Go sight-seeing over detailed, realistic United States scenery. High-speed graphic drivers provide an animated out-the-window view in either day, dusk, or night flying modes.

Flight Simulator II features over 80 airports in four different scenery areas: New York, Chicago, Seattle, and Los Angeles. Six additional Scenery Disks covering the entire Western half of the United States are now available in IBM and C64/128 disk formats.


Apple and Atari versions will be released soon. Each disk covers a geographical region of the country in detail, and is very reasonably priced.

The Pure Fun of "World War I Ace"

When you think you're ready, you can test your flying skills with the "World War I Ace" aerial battle game. This game sends you on a bombing run over heavily-defended enemy territory. Six enemy fighters will attempt to engage you in combat as soon as war is declared. Your aircraft can carry five bombs, and your machine guns are loaded with 100 rounds of ammunition.

See Your Dealer. Flight Simulator II is available on disk for the Apple II, Atari XL/XE, and Commodore 64/128 computers for \$49.95. Scenery Disks for the C64 and IBM PC (Jet or Microsoft Flight Simulator) are \$19.95 each. A complete Western U.S. Scenery six-disk set is also available for \$99.95. For additional product or ordering information, call (800) 637-4983.

Apple II is a trademark of Apple Computer, Inc.
Atari XL and XE are trademarks of Atari Corp.
Commodore 64 and 128 are trademarks of Commodore Electronics Ltd.
IBM PC is a registered trademark of International Business Machines Corp.



subLOGIC
Corporation
713 Edgebrook Drive
Champaign IL 61820
(217) 359-8482 Telex: 206995

Order Line: (800) 637-4983
(except in Illinois, Alaska, and Hawaii)

From Origin, source of the classic,
award-winning Ultima™ series, comes

AUTODUEL

A futuristic, fast-paced strategy role-playing game by Lord British and Chuckles. Based on the award-winning Car Wars® board game by Steve Jackson.


Available on Apple®

Drive the freeways of the future where the right of way goes to the biggest gun. Somewhere within the 16 cities and outlaw-infested highways are the clues you will need to complete the ultimate mission.

Step into the arena on Amateur Night and earn the right to custom-build your combat vehicles.


The AADA will offer you courier missions. The FBI and the underworld will vie for favors. But watch out! To survive you'll need road experience, the ability to decipher clues, gambling skills, money, a super car—even a clone.

The final gauntlet will test your tactical skills and hair trigger reactions to the limit. But with triumph comes honor, and entry into the elite circle of AutoDuellists. The challenge of AutoDuel® awaits you. Are you ready?




ORIGIN
SYSTEMS INC.


340 HARVEY ROAD, MANCHESTER, NH 03103-(603) 644-3360




ULTIMA™ III sends you on an incredible fantasy role-playing journey through monster-plagued Sosaria in search of the elusive Exodus.



ULTIMA™ IV is the long-awaited sequel to Ultima™ III. The Quest of the Avatar is a quest to the final frontier—the self.



MOEBIUS™ takes you through the elemental planes of a colorful Oriental world of fantasy and adventure in search of the Orb of Celestial Harmony.



OGRE® is a strategy game fought on the nuclear battlefield of tomorrow as an inhuman juggernaut Cyber-tank battles conventional forces.

Ultima and Lord British are trademarks of Richard Garriott. Moebius is a trademark of Greg Malone. Ogre and AutoDuel are registered trademarks of Steve Jackson Games, Inc. Car Wars is a registered trademark of Texas Instruments. Apple is a trademark of Apple Computer Inc.

Authors wanted.
Call us today.