

Beyond The 1541: Mass Storage For The 64 And 128

# COMPUTER'S GAZETTE™

\$2.95  
February 1986 ©  
Issue 32, Vol. 4, No. 2  
02220 \$3.75 Canada

FOR **COMMODORE** PERSONAL COMPUTER USERS

LEXITRON

## Lexitron

An exciting word game with some twists, plus skill level options. For the Commodore 128, 64, Plus/4, and 16.

## Commodore 128 Disk Commands

A tutorial packed with tips, shortcuts, and lots of how-to information to help you get the most out of your 128 and disk drive.

### Also In This Issue:

Machine Language For  
Beginners: Exploring  
The 128's Monitor

Computing For  
Families: Homework  
Helpers


128 Update: An  
Improved CP/M

And More

**Commodore 128  
Memory Map**  
All the key  
locations.

## Disk Editor

Examine and alter any byte on a disk with ease using this powerful utility. For the Commodore 64, Plus/4, and 16.



## Mini-File

A fast and flexible file manager loaded with features. For the Commodore 64.





(No I.D. required for half-elves.)

# When the Going Gets Tough, the Bard Goes Drinking.

And the going is tough in Skara Brae town. The evil wizard Mangar has cast an eternal winter spell. Monsters control the streets and dungeons beneath. Good citizens fear for their lives. What's worse, there's only one tavern left that serves wine. But the Bard knows no fear. With his trusty harp and a few rowdy minstrel songs he claims



are magic, the Bard is ready to boogie. All he needs is a band of loyal followers: a light-fingered rogue to find secret doors, a couple of fighters to bash heads, a conjurer to create weird allies, a magician for magic armor. Then it's off to combat, as soon as the Bard finishes one more verse. Now what's a word that rhymes with "dead ogre?"



4 classes of magic user, including wizard and sorcerer. 85 new magic spells in all.



128 color monsters, many animated. All challenging.



Full-color scrolling dungeons. 16 levels, each better than the one before. 3-D city, too.

Optional use of characters created in Wizardry® or Ultima III®

## The Bard's Tale™

from



ELECTRONIC ARTS™

Specs: 100% machine language, 400K worth on 2 disks. 64K RAM minimum; enhanced for 128K. Now available for Apple II family for \$44.95, C-64 & 128 for \$39.95. To order: Visit your retailer or call (800) 227-6703 (In Calif. call (800) 632-7979) for VISA or MasterCard orders. To purchase by mail, send check or money order to Electronic Arts, P.O. Box 306, Half Moon Bay, CA 94109. Add \$3 for insured shipping and handling. Allow 1-4 weeks for delivery. The Bard's Tale is worth the wait. Apple is a trademark of Apple Computer. Wizardry is a registered trademark of Sir-Tech Software, Inc. Ultima is a registered trademark of Richard Garriott. The Bard's Tale and Electronic Arts are trademarks of Electronic Arts. For a copy of our complete catalogue and direct order form, send \$.50 and a stamped, self-addressed envelope to Electronic Arts, 2755 Campus Drive, San Mateo CA 94403.





Yankee Doodle went to town,  
A-riding on a pony,

## Sing Along With Your Favorite Party Songs



Here's a great new way for you and your friends to have fun with your Commodore 64™ or 128™. Our exciting Party Songs disk features 18 classics you'll love to sing. They are loaded with humor and nostalgia—just right for when friends get together.

For sing-along fun, the lyrics appear in easy-to-read verse on your TV or monitor. Play just your favorite song or set your computer to play them all.

If you've seen our Christmas Carols, then you know Party Songs will be a treat. Your computer's vast musical capabilities are used to their fullest to create lively music in three-part harmony. The colorful and entertaining graphics make every song a visual delight.

### SONGS INCLUDE:

- Auld Lang Syne ● I've Been Workin' on the Railroad
- Oh My Darling Clementine ● Blow the Man Down
- For He's a Jolly Good Fellow ● Bill Groggin's Goat
- Hail! Hail! The Gang's All Here! ● My Wild Irish Rose
- My Old Kentucky Home ● Turkey in the Straw
- My Bonnie Lies Over the Ocean ● Goober Peas
- Red River Valley ● Oh! Susanna ● Dixie
- The Yellow Rose of Texas ● Yankee Doodle
- Who Threw the Overalls in  
Mistress Murphy's Chowder?

For fun throughout the Christmas holidays, order our Christmas Carols, too! The disk contains 18 favorites, including O Come All Ye Faithful, Joy to the World, Jingle Bells, Silent Night, What Child is This?, and more.

As always, you can trust John Henry Software to bring you quality software at the lowest price. We specialize in prompt delivery and guarantee our product.

Don't wait, see your dealer, or call us today!  
Toll-free number:

**1-800-223-2314**  
In Ohio call 513-898-7660

**\$15<sup>95</sup>**  
each

Both for only  
**\$28.95**

### Please send me:

- Party Songs disk(s) at \$15.95 each  
 Christmas Carols disk(s) at \$15.95 each  
 Christmas Carols and Party Songs at \$28.95

Add \$1.00 for postage and handling. Ohio residents add 6% sales tax. Foreign orders, except Canada and APO, add \$3.00 for Air Mail. Please pay in U.S. funds.

Check or money order enclosed  Visa  MasterCard

Acct. # \_\_\_\_\_ Exp. Date \_\_\_\_\_

Name \_\_\_\_\_

Address \_\_\_\_\_

City \_\_\_\_\_ State \_\_\_\_\_ Zip \_\_\_\_\_


Send to John Henry Software, P.O. Box 745, Vandalia, Ohio 45377.



**John Henry Software**

QUALITY IS OUR STRENGTH





# SOME HISTORIC BREAKTHROUGHS DON'T TAKE AS MUCH EXPLAINING AS COMPU SERVE.

**But then, some historic breakthroughs could only take you from the cave to the tar pits and back again.**

CompuServe, on the other hand, makes a considerably more civilized contribution to your life.

It turns that marvel of the 20th century, the personal computer, into something useful.

Unlike most personal computer products you read about, CompuServe is an information service. It isn't software. It isn't hardware. And you don't even have to know a thing about programming to use it. You subscribe to CompuServe—and 24 hours a day, 7 days a week, it puts a universe of information, entertainment and communications right at your fingertips.

**A few of the hundreds of things you can do with CompuServe.**

## COMMUNICATE

**EasyPlex™** Electronic Mail lets even beginners compose, edit, send and file messages the first time they get online. It puts friends, relatives and

business associates—anywhere in the country—in constant, convenient touch.

**CB Simulator** features 72 channels for "talking" with thousands of other enthusiastic subscribers throughout the country and Canada. The chatter is frequently hilarious, the "handles" unforgettable, and the friendships hard and fast.

**More than 100 Forums** welcome your participation in "discussions" on all sorts of topics. There are Forums for computer owners, gourmet cooks, investors, pilots, golfers, musicians, you name it! Also, Electronic Conferencing lets businesses put heads together without anyone having to leave the shop.

**Bulletin Boards** let you "post" messages where thousands will see them. You can use our National Bulletin Board or the specialized Bulletin Boards found in just about every Forum.

## HAVE FUN

**Our full range of games** includes "You Gussed It!", the first online TV-style game show you play for real prizes; and MegaWars III, offering the

ultimate in interactive excitement. And there are board, parlor, sports and educational games to play alone or against other subscribers throughout the country.

**Movie Reviews** keep that big night at the movies from being a five star mistake.

## SHOP

**THE ELECTRONIC MALL™** gives you convenient, 24-hour-a-day, 7-day-a-week shopping for name brand goods and services at discount prices from nationally known stores and businesses.

## SAVE ON TRIPS



**Travelshopper™** lets you scan flight availabilities (on virtually any airline—worldwide), find airfare bargains and order

tickets right on your computer.

**Worldwide Exchange** sets you up with the perfect yacht, condo, villa, or whatever it takes to make your next vacation *a vacation*.

**A to Z Travel/News Service** provides the latest travel news plus complete information on over 20,000 hotels worldwide.





## MAKE PHI BETA KAPPA

**Grolier's Academic American Encyclopedia's Electronic Edition** delivers a complete set of encyclopedias right to your living room just in time for today's homework. It's continuously updated ... and doesn't take an inch of extra shelf space.



**The College Board**, operated by the College Entrance Examination Board, gives tips on preparing for the SAT, choosing a college and getting financial aid.

## KEEP HEALTHY

**Healthnet** will never replace a real, live doctor—but it is an excellent and readily available source of health and medical information for the public.

**Human Sexuality** gives the civilization that put a man on the moon an intelligent alternative to the daily "Advice to the Lovelorn" columns. Hundreds turn to it for real answers.

## BE INFORMED

**All the latest news** is at your fingertips. Sources include the AP news wire (covering all 50 states plus



national news), the Washington Post, USA TODAY Update, specialized business and trade publications and more. You can find out instantly what Congress did yesterday; who finally won the game; and what's happening back in Oskaloosa with the touch of a button. And our electronic clipping service lets you tell us what to watch for. We'll electronically find, clip and file news for you...to read whenever you'd like.

## INVEST WISELY

**Comprehensive investment help** just might tell you more about the stock you're looking at than the company's Chairman of the Board knows. (Don't know who he is? Chances are, we can fill you in on that, too.) CompuServe gives you complete statistics on over 10,000 NYSE, AMEX and OTC securities. Historic trading statistics on over 50,000



stocks, bonds, funds, issues and options. Five years of daily commodity quotes. Standard & Poor's. Value Line. And more than a dozen other investment tools.

**Site II** facilitates business decisions by providing you with demographic and sales potential information by state, county and zip code for the entire country.

**National and Canadian business wires** provide continuously updated news and press releases on hundreds of companies worldwide.

## GET SPECIALIZED INFORMATION

**Pilots** get personalized flight plans, weather briefings, weather and radar maps, newsletters, etc.

**Entrepreneurs** use CompuServe too for complete step-by-step guidelines on how to incorporate the IBMs of tomorrow.

**Lawyers, doctors, engineers, military veterans and businessmen of all types** use similar specialized CompuServe resources pertinent to their unique needs.

## And now for the pleasant surprise.

Although CompuServe makes the most of any computer, it's a remarkable value. With CompuServe, you get low start-up costs, low usage charges and local phone-call access in most major metropolitan areas.

## Here's exactly how to use CompuServe.

First, relax.

There are no advanced computer skills required.

In fact, if you know how to buy breakfast, you already have the know-how you'll need to access any subject



in our system. That's because it's "menu-driven," so beginners can simply read the menus (lists of options) that appear on their screens and then type in their selections.

Experts can skip the menus and just type in "GO" followed by the abbreviation for whatever topic they're after.

In case you ever get lost or confused, just type in "H" for help, and we'll immediately cut in with instructions that should save the day.

Besides, you can either ask questions online through our Feedback service or phone our Customer Service Department.

## How to subscribe.

To access CompuServe, you'll need a CompuServe Subscription Kit, a computer, a modem to connect your computer to your phone, and in some cases, easy-to-use communications software. (Check the information that comes with your modem.)

With your Subscription Kit, you'll receive:

- a \$25 usage credit.
- a complete hardcover Users Guide.
- your own exclusive user ID number and preliminary password.
- a subscription to CompuServe's monthly magazine, *Online Today*.

Call **800-848-8199** (in Ohio, 614-457-0802) to order your Subscription Kit or to receive more information. Or mail this coupon.

Kits are also available in computer stores, electronic equipment outlets and household catalogs. You can also subscribe with materials you'll find packed right in with many computers and modems sold today.



- Please send me additional information.  
 Please send me a CompuServe Subscription Kit.  
 I am enclosing my check for \$39.95, plus \$2.50 handling. (Add sales tax if delivered in Ohio.)

Please make check payable to CompuServe Information Services, Inc.

- Charge this to my VISA/MasterCard

# \_\_\_\_\_

Expiration Date \_\_\_\_\_

Signature \_\_\_\_\_

Name \_\_\_\_\_

Address \_\_\_\_\_

City \_\_\_\_\_

State \_\_\_\_\_ Zip \_\_\_\_\_

MAIL TO:

**CompuServe®**

Customer Service Ordering Dept.  
P.O. Box L-477  
Columbus, Ohio 43260

PRI-602

An H&R Block Company  
EasyPlex and ELECTRONIC MALL are trademarks of CompuServe, Incorporated. Travelshopper is a service mark of TWA.



# 2 MILLION AMERICANS ARE ABOUT TO BECOME 'DANGEROUS'

You could be one.

Play **Elite** – it's totally stunning.

**Elite** is Britain's 1985 Adventure Game of the Year, an interstellar mind-game with incredible 3D Vector-Graphic space flight simulation

Take command of your Cobra MK III combat craft, trade with alien cultures on over 2000 planets in eight galaxies. Pick your destination on the starmap, checking out the computer's 4-way viewscreen – and you're ready for your first jump thru hyperspace.

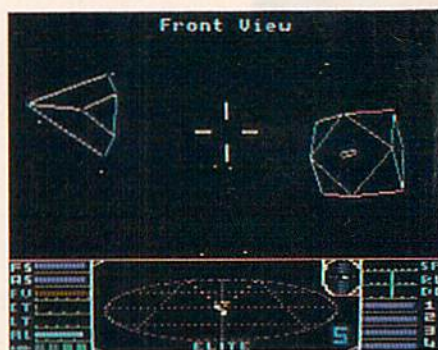
As a rookie you start with 'Harmless' status but with the right stuff and combat skills, you'll win ratings of 'Average' to 'Dangerous' – with your ultimate objective to become one of the **Elite**.

It's big, it's fast and it's here now for the **Commodore 64™** and **128™** complete with Manual, Novel, Control Guide, Ship Identification Chart, Keyboard Overlay and the opportunity as the US competition winner to get flown to London, England to try for the **Elite** World Championship.

It's so addictive it's been called "the Game of a Lifetime".

**Elite.**

Be dangerous.



**firebird**

P.O. BOX 49, RAMSEY  
NEW JERSEY 07446 USA.

FIREBIRD HOTLINE ☎: 201 934 7373

**GOLD  
EDITION**



# GAZETTE contents

February 1986 Vol. 4, No. 2

## features

Beyond the 1541: Mass Storage for the 64 and 128 <i>Selby Bateman</i> .....	22	128/64
The Well-Connected Computer: Using Commodore 64 Peripherals on the 128 <i>Kathy Yakal</i> ..	34	128/64
128 Update: An Improved CP/M <i>Kathy Yakal</i> .....	38	128

## reviews

<i>Heart of Africa</i> <i>Lee Noel, Jr.</i> .....	68	64
<i>Hardball</i> <i>David Florance</i> .....	68	64
<i>Silent Service: The Submarine Simulation</i> <i>George Miller</i> .....	72	64
<i>WordWriter 128</i> <i>Harvey Herman</i> .....	72	128
<i>Super Huey</i> <i>Reed Huish</i> .....	75	64
Also Worth Noting .....	75	64

## games

<i>Kicker</i> <i>John Krause and Mark Tuttle</i> .....	42	64†
<i>Lexitron</i> <i>Ron Wilson</i> .....	44	128/64/+4/16

## programming

BASIC Magic: Understanding Device Numbers <i>Michael S. Tomczyk</i> .....	60	64/+4/16/V
Machine Language for Beginners: Exploring the 128's Monitor <i>Richard Mansfield</i> .....	65	128
Snapshot <i>Clayton R. Newman</i> .....	78	64
Commodore 128 Memory Map: Important Locations <i>Jim Butterfield</i> .....	80	128
Disk Editor <i>Kevin Mykytyn</i> .....	90	64/+4/16
Hints & Tips: Disk or Tape? <i>Joseph Celentano</i> .....	92	128/64/+4/16/V
Power BASIC: Blink Mode on Commodore Machines <i>David Sanner</i> .....	93	64/+4/16/V
Custom Labels <i>R. E. Metzler, Jr.</i> .....	97	64/+4/16
Mini-Filer <i>Kevin Martin</i> .....	99	64
Disk Commands on the 128 <i>Todd Heimarck</i> .....	101	128
The New Automatic Proofreader <i>Philip I. Nelson</i> .....	108	128/64/+4/16/V

## departments

The Editor's Notes <i>Richard Mansfield</i> .....	6	*
Gazette Feedback <i>Editors and Readers</i> .....	10	*
Simple Answers to Common Questions <i>Tom R. Halfhill</i> .....	48	*
Horizons: Emulating the Amiga <i>Charles Brannon</i> .....	50	64
Computing for Families: Homework Helpers <i>Fred D'Ignazio</i> .....	54	*
User Group Update .....	58	*
News & Products .....	105	*
Bug-Swatter: Modifications and Corrections .....	122	*


## program listings

How to Type In COMPUTE!'s Gazette Programs .....	107	*
MLX: Machine Language Entry Program .....	110	64
Advertisers Index .....	144	

† All Commodore 64 programs in this issue work on the Commodore 128 in 64 mode.

\*=General, V=VIC-20, 64=Commodore 64, +4=Plus/4, 16=Commodore 16, 128=Commodore 128

COMPUTE!'s GAZETTE is published monthly by COMPUTE! Publications, Inc., Post Office Box 5406, Greensboro, NC 27403 USA. Phone: (919) 275-9809. Editorial offices are located at 324 West Wendover Avenue, Greensboro, NC 27408. Domestic Subscriptions: 12 issues, \$24. POSTMASTER: Send address changes to COMPUTE!'s GAZETTE, P.O. Box 10958, Des Moines, IA 50390. Second class application pending at Greensboro, NC 27403 and additional mailing offices. Entire contents copyright ©1985 by COMPUTE! Publications, Inc. All rights reserved. ISSN 0737-3716.

COMPUTE! Publications, Inc., One of the ABC Publishing Companies: ABC Publishing, President, Robert G. Burton; 1330 Avenue of the Americas; New York, New York 10019. 



# editor's notes

The brains of Commodore computers since day one—the 6502/10 chip powering the PET, CBM, SuperPET, VIC, 64, Plus/4, 16, and now the 128—is a doomed technology. This chip has had immense popularity. It was the microprocessor inside Apples and Ataris, too. But it's a twilight chip now.

Looming over the horizon, a much bigger and faster chip, the 68000, runs the new generation machines: the Apple Macintosh, Atari ST, and Commodore Amiga.

But as often happens, the end of an age produces its finest flower. Commodore's 128 is arguably the flower of the 6502 era. Bach's music, likewise, was nothing new. It was thoroughly baroque in style at a time when baroque was losing out to the emerging popularity of the classical style. But few would dispute the power and grandeur of Bach's compositions.

Just as Bach summarized and best exemplified the Baroque age in music, the 128 takes the 6502 chip to its limits. It is an economical computer, efficient and twice as fast as its predecessors, and yet also enormously flexible and well-designed. It's really several computers in one, and it offers just about everything a BASIC or machine language programmer could ask for.

When the 128 was first announced, it was clearly a dark horse. More than one pundit denounced it as an impossible machine to market. And consumers were lukewarm, too, following the notable silence that greeted the arrival of the Plus/4 and the Commodore 16. The market for the home computing dollar had grown severely restricted. Who would want to buy another eight-bit computer? And most importantly, the Amiga was attracting all the attention because it was the new age computer, a technological giant step forward.

The 128 wasn't radically different like the Amiga. It attempted to revive the tired CP/M operating system, and it seemed odd, a bit monstrous, with several configurations including, somehow, an entire Commodore 64 stuck inside. Would all that 64 software really run right? Would the new disk drive be faster and less prone to breakdown than older drives? Would an 80-column screen be readable?

These and other doubts that clouded the introduction of the 128 have all but disappeared in the face of surprising public and critical acceptance of the computer. It's selling very well. And, possibly more significant for its long-term success, people who use it love it.

It's multifaceted without becoming clumsy, and all the features are fully developed and thoughtfully integrated. And because it has got many software and hardware switches, you can arrange things the way *you* prefer. There are switches for a 40- or 80-column screen, warm reset, and dozens of escape sequences from the keyboard. You can quickly erase to the start of a line, to the end of the screen, to the end of a line, and so forth. This multiplicity of ways to erase is symbolic of the many levels of control the 128 offers. If you don't like the block cursor, switch it to an underline. If you don't like a flashing cursor, switch it to a steady state.

You can easily program the function keys to perform useful tasks at a single keypress. Programs can be made to run at double speed by switching to FAST mode. Windows can make the screen more attractive. Programs can be loaded and run with a single command. In fact, just turning on the computer can boot up a configuration for the system from a prepared boot disk. Disks with a variety of useful utili-

ties—everything from unscratch to selective disk-copy—are included with the machine. Machine language programmers will appreciate the dozens of internal hooks, dozens of vectors, which make customization much easier. BASIC programmers will revel in the many new commands and easy to use disk instructions. Even SHIFT/RUN has been sensibly changed from cassette to disk addressing.

It's a computer construction set, and the owner has the pleasure of participating in the design of his personalized computer. That fact, the great amount of 100 percent compatible 64 software, and its speed account for the sudden emergence of the Commodore 128 as the low-end personal computer to watch in early 1986 and perhaps beyond.

Sources inside Commodore estimate that a quarter of a million 128s will be sold by the end of 1985, and this is responsible for putting Commodore in the black. By contrast, the Amiga has reportedly sold less than a tenth as many units. Both machines came out of the starting gate at roughly the same time, but the dark horse is leading the race at this point.



Richard Mansfield  
Senior Editor



# A Printer For All Reasons

## Search For The Best High Quality Graphic Printer

If you have been looking very long, you have probably discovered that there are just too many claims and counter claims in the printer market today. There are printers that have some of the features you want but do not have others. Some features you probably don't care about, others are vitally important to you. We understand. In fact, not long ago, we were in the same position. Deluged by claims and counter claims. Overburdened by rows and rows of specifications, we decided to separate all the facts — prove or disprove all the claims to our own satisfaction. So we bought printers. We bought samples of all the major brands and tested them.

### Our Objective Was Simple

We wanted to find that printer which had all the features you could want and yet be sold directly to you at the lowest price. We didn't want a "close-out special" of an obsolete product that some manufacturer was dumping, so we limited our search to only those new printers that had the latest proven technology. We wanted to give our customers the best printer on the market today at a bargain price.

### The Results Are In

The search is over. We have reduced the field to a single printer that meets all our goals (and more). The printer is the SP-1000 from Seiksha, a division of Seiko (one of the foremost manufacturers in the world). We ran this printer through our battery of tests and it came out shining. This printer *can* do it all. Standard draft printing at a respectable 100 characters per second, and with a very readable 12 (horizontal) by 9 (vertical) character matrix. This is a full bi-directional, logic seeking, true descender printer.

### "NLQ" Mode

One of our highest concerns was about print quality and readability. The SP-1000 has a print mode termed Near Letter Quality printing (NLQ mode). This is where the SP-1000 outshines all the competition. Hands down! The character matrix in NLQ mode is a very dense 24 (horizontal) by 18 (vertical). This equates to 41,472 addressable dots per square inch. Now we're talking *quality* printing. It looks like it was done on a typewriter. You can even print graphics using the standard graphics symbols built into your computer. The results are the best we've ever seen. The only other printers currently available having resolution this high go for hundreds more.

### Features That Won't Quit

With the SP-1000 your computer can now print 40, 48, 68, 80, 96, or 136 characters per line. You can print in ANY of 35 character styles including 13 double width and 3 reversed (white on black) styles. You not only have the standard Pica, Elite, Condensed and Italics, but also true Superscripts and Subscripts. Never again will you have to worry about how to print H<sub>2</sub>O or X<sup>2</sup>. This fantastic

machine will do it automatically, through easy commands right from your keyboard. Do you sometimes want to emphasize a word? It's easy, just use **bold** (double strike) or use *italics* to make the words stand out. Or, if you wish to be even more emphatic, underline the words. You can combine many of these modes and styles to make the variation almost endless. Do you want to express something that you can't do with words? Use graphics with your text — even on the same line. You have variable line spacing of 1 line per inch to infinity (no space at all) and 143 other software selectable settings in between. You can control line spacing on a dot-by-dot basis. If you've ever had a letter or other document that was just a few lines too long to fit a page, you can see how handy this feature is. Simply reduce the line spacing slightly and ... VOILA! The letter now fits on one page.



### Forms? Yes!

#### Your Letterhead? Of Course!

Do you print forms? No problem. This unit will do them all. Any form up to 10 inches wide. The tractors are adjustable from 4 to 10 inches. Yes, you can also use single sheets. Plain typing paper, your letterhead, short memo forms, labels, anything you choose. Any size to 10" in width. In fact this unit is so advanced, it will load your paper automatically. Multiple copies? Absolutely! Use forms (up to 3 thick). Do you want to use spread sheets with many columns? Of course! Just go to condensed mode printing and print a full 136 columns wide. Forget expensive wide-carriage printers and changing to wide carriage paper. You can now do it all on a standard 8½" wide page, and you can do it quietly. The SP-1000 is rated at only 55 dB. This is quieter than any other impact dot matrix printer that we know of and is quieter than the average office background noise level.

### Consistent Print Quality

Most printers have a ribbon cartridge or a single spool ribbon which gives nice dark

printing when new, but quickly starts to fade. To keep the printers output looking consistently dark, the ribbons must be changed quite often. The SP-1000 solves this problem by using a wide (½") ribbon cartridge that will print thousands of pages before needing replacement. (When you finally do wear out your ribbon, replacement cost is only \$11.00. Order #2001.)

### The Best Part

When shopping for a printer with this quality and these features, you could expect to pay much more. *Not now!* We sell this fantastic printer for only \$239.95! You need absolutely nothing else to start printing — just add paper (single sheet or fanfold tractor).

### No Risk Offer

We give you a 2-week satisfaction guarantee. If you are not completely satisfied for any reason we will promptly refund your purchase. The warranty has now been extended to 2 years. The warranty repair policy is to repair or replace and reship to the buyer within 72 hours of receipt.

### The Bottom Line

Be sure to specify the order # for the correct version printer designed for your computer.

Commodore C-64 & C-128, Order #2200, graphics interface & cable built in.

IBM-PC and compatibles, Order #2100, plus 8' shielded cable #1103, \$26.00

Standard Parallel with 36 pin Centronics connector, Order #2400, no cable

Standard Serial with RS-232 (DB-25) Connector, Order #2500, no cable

We also have interfaces and cables for many other computers not listed. Call Customer Service at 805/987-2454 for details.

Shipping and insurance is \$10.00 — UPS within the continental USA. If you are in a hurry, UPS Blue (second day air), APO or FPO is \$22.00. Canada, Alaska, Mexico are \$30.00 (air). Other foreign is \$70.00 (air). California residents add 6% tax. The above are cash prices — VISA and MC add 3% to total. We ship the next business day on money orders, cashiers' checks, and charge cards. A 14-day clearing period is required for checks.

### Dealer inquiries invited

For information call 805/987-2454

TO ORDER CALL TOLL FREE

1-(800) 962-5800 USA (8-6 PST)

1-(800) 962-3800 CALIF.

or send order to:



# APROTEK

1071-A Avenida Acaso  
Camarillo, CA 93010



Jules E. Thompson, Inc.  
National Sales Representatives  
1290 Howard Avenue, Suite 303  
Burlingame, CA 94010

**Sales Offices, Jules E. Thompson, Inc.**

New England	617-720-1888
Mid-Atlantic	212-772-0933
Southeast	919-275-9809
Midwest	312-726-6047
Texas	713-731-2605
Pacific Northwest	415-348-8222
Northern CA	415-348-8222
Southern CA	213-378-8361
Arizona	213-378-8361
New Mexico	213-378-8361
Colorado	303-595-9299



**Publisher** James Casella  
**Founder/Editor in Chief** Robert C. Lock  
**Director of Administration** Alice S. Wolfe  
**Senior Editor** Richard Mansfield  
**Managing Editor** Kathleen Martinek  
**Editor** Lance Elko  
**Assistant Editor** Todd Heimarck  
**Production Director** Tony Roberts

**Editors**

Tom R. Halfhill, Editor, COMPUTE! Magazine; Stephen Levy, Editor, COMPUTE! Books Division; Gail Cowper, Production Editor; Ottis R. Cowper, Technical Editor; Charles Brannon, Program Editor; Selby Bateman, Features Editor

**Assistant Editors**

Gregg Keizer (Books); John Krause, George Miller, (Technical); Philip Nelson (COMPUTE! Magazine); Kathy Yakal, Assistant Features Editor; Joan Rouleau, Research/Copy Editor; Ann Davies, Copy Editor; Mark Tuttle, Submissions Reviewer

**Editorial Programmers**

Patrick Parrish (Supervisor), Tim Victor, Kevin Mykytyn

**Programming Assistant**

David Florance

**Administrative Staff**

Executive Assistant, Debi Nash; Julia Fleming, Iris Brooks, Jan Kretlow

**Production**

Irma Swain, Production Manager; Janice Fary, Art & Design Director; Lee Noel, Assistant Editor, Art & Design; De Potter, Mechanical Art Supervisor; Terry Cash, Carole Dunton, Typesetting

**Artists**

Dabney Ketrow (Publications), Debbie Bray (Books); Harry Blair, Illustrator

**Associate Editors**

Jim Butterfield (Toronto), Harvey Herman (Greensboro), Fred D'Ignazio (Roanoke)

**Customer Service**

Philippa King, Customer Service Manager; Gail Jones, Dealer Sales Supervisor; Judy Taylor, Customer Service Supervisor; Dealer Sales Staff: Rhonda Savage, Liz Krusenstjerna; Customer Service Staff: Betty Atkins, Gayle Benbow, Mary Hunt, Jenna Nash, Chris Patty Receptionist, Anita Armfield

Lonnie Arden, Warehouse Manager; Staff: Howard Ayers, David Hensley, Larry O'Connor

**Data Processing**

Leon Stokes, Manager; Chris Cain, Steve Bowman, Assistants

**Accounting**

Paul J. Megliola, VP, Finance & Planning; R. Steven Vetter, Director, Finance & Planning; Karen K. Rogalski, Financial Analyst; Staff: Jill Pope

**Credit**

Staff: Sybil Agee, Pat Fuller, Doris Hall, Linda Miller, Mary Waddell, Jane Wiggs

**Promotion**

Caroline Dark, Promotion Assistant

**Advertising Sales**

Ken Woodard, Director of Advertising Sales; Patti Stokes, Production Coordinator; Kathleen Hanlon, Administrative Assistant

**Sales Representatives**

Jerry Thompson	415-348-8222
Ed Winchell	213-378-8361
Harry Blair	919-275-9809
John Saval	212-315-1665
Jonathan Just	212-315-1665

Address all advertising materials to:  
Patti Stokes, COMPUTE!'s GAZETTE  
324 West Wendover Ave., Suite 200, Greensboro, NC 27408

COMPUTE! Publications, Inc., publishes

**COMPUTE! COMPUTE! Books COMPUTE!'s GAZETTE**

**Corporate Office:**

324 West Wendover Ave., Suite 200, Greensboro, NC 27408

**Mailing Address:**

Post Office Box 5406, Greensboro, NC 27403

**Distribution Center**

500-A Radar Road, Greensboro, NC 27419

Telephone: 919-275-9809

Office Hours: 8:30 AM to 4:30 PM Monday-Friday

**President** Robert G. Burton

**Vice President, Finance & Planning** Paul J. Megliola

**Subscription Orders**

**COMPUTE!'s GAZETTE**

**P.O. Box 10958, Des Moines, IA 50950**

**TOLL FREE**

**Subscription Order Line**

**1-800-247-5470**

**In IA 1-800-532-1272**

**COMPUTE!'s GAZETTE**

**Subscription Rates**

**(12 Issue Year):** US (one year) \$24. Canada, Mexico and Foreign Surface Mail \$30. Foreign Air Mail \$65.

The COMPUTE!'s GAZETTE subscriber list is made available to carefully screened organizations with a product or service which may be of interest to our readers. If you prefer not to receive such mailings, please send an exact copy of your subscription label to: COMPUTE!'s GAZETTE, P.O. Box 10958, Des Moines, IA 50950. Include a note indicating your preference to receive only your subscription.

Authors of manuscripts warrant that all materials submitted to COMPUTE!'s GAZETTE are original materials with full ownership rights resident in said authors. By submitting articles to COMPUTE!'s GAZETTE, authors acknowledge that such materials, upon acceptance for publication, become the exclusive property of COMPUTE! Publications, Inc. No portion of this magazine may be reproduced in any form without written permission from the publisher. Entire contents copyright © 1985, COMPUTE! Publications, Inc. Rights to programs developed and submitted by authors are explained in our author contract. Unsolicited materials not accepted for publication will be returned if author provides a self-addressed, stamped envelope. Where programs are included in an article submission, a tape or disk must accompany the submission. Printed listings are optional, but helpful. Articles should be furnished as typed copy (upper and lowercase, please) with double spacing. Each article page should bear the title of the article, date, and name of the author. COMPUTE! Publications, Inc., assumes no liability for errors in articles or advertisements. Opinions expressed by authors are not necessarily those of COMPUTE! Publications, Inc. COMPUTE! Publications assumes no responsibility for damages, delays, or failure of shipment in connection with authors' offer to make tape or disk copies of programs published herein.

PET, CBM, VIC-20, Commodore 64, Plus/4, 16, and 128 are trade marks of Commodore Business Machines, Inc., and/or Commodore Electronics Limited. Other than as an independent supplier of quality information and services to owners and users of Commodore products, COMPUTE! Publications, Inc., is in no way associated with Commodore Business Machines, Inc., or any of its subsidiaries.



# SWIFTAX . . . ONE GOOD REASON FOR PREPARING YOUR OWN TAXES

You don't have to know much about accounting or computers to prepare your own taxes. With Swiftax, Timeworks' easy-to-operate, menu-driven program, you'll complete your 1985 Federal income tax returns quickly and painlessly. And, our easy-to-use manual provides the information you'll need to keep your returns accurate and up-to-date.

**Features:** Guides you through every step of the tax preparation process with full user prompts, and instructs you on which forms you must complete.

Automatically checks your tax alternatives, such as income averaging, etc., and calculates the lowest amount of income tax you must pay.

Sets up a unique Taxpayer File, enabling you to make changes to your completed tax return, at a later date.

Includes the most commonly used supporting schedules – A,B,C,D, G, SE, W, and Form 2441 – stores the

totals, and integrates this information onto your Form 1040, 1040A or 1040EZ.

Prints your tax information directly onto tax forms as well as blank paper.

Prints itemized lists of dividends, interest, etc., that are too long for the standard forms.


Prints amortization schedules, summarizing yearly principal and interest payments.

A new program disc and manual can be obtained for one additional year at a nominal charge.

Swiftax. One more powerful productivity tool from Timeworks to help you keep your business (and your life) in order.

Now at your favorite dealer. Suggested retail price: IBM/Apple-\$69.95, Commodore 64 and 128\*-\$49.95.

**Available for IBM\*, PC\* and PCjr\*; Apple\* family; Commodore 64\* & 128\***



*More power for your dollar.*

**Other Timeworks Programs:** Sylvia Porter's Personal Financial Planner ■ Sylvia Porter's Personal Investment Manager ■ Word Writer ■ SwiftCalc ■ Data Manager 2 ■ The Evelyn Wood Dynamic Reader ■ The Money Manager ■ Business Systems ■ Sideways ■

\*Registered Trademarks of International Business Machines Corporation, Apple Computer, Inc. and Commodore Computer Systems.  
©1984 Timeworks, Inc. All rights reserved.



**Do you have a question or a problem? Have you discovered something that could help other Commodore users? Do you have a comment about something you've read in COMPUTE!'s GAZETTE? We want to hear from you. Write to Gazette Feedback, COMPUTE!'s GAZETTE, P.O. Box 5406, Greensboro, NC 27403. We regret that due to the volume of mail received, we cannot respond individually to programming questions.**

## Commodore In Spanish

I work with a children's home in Costa Rica and would like to help the children get started using computers. I'd like to buy some Commodore machines if I can find any programs written for use by Spanish-speaking people.

F. Brooks Herman

Although Commodore does not produce any software for Spanish-speaking people, Sigma, an exclusive Commodore distributor based in Mexico City, has translated into Spanish many of the most popular Commodore software titles, and has developed other programs in Spanish. Also, one source at Commodore noted that other local distributors in Central and South America have translated or written Spanish software. A Sigma representative can supply more specific information about these local distributors. You may contact Sigma by phoning 52-5563-4144 (the first two digits—52—are Mexico's country code), or by writing Sigma, Holbein #157, CP03810, Mexico DF.

## A Use for POS

It seems that the POS function gets little or no attention from books or magazines. Can you explain POS and include some program examples?

David L. Swain

The POS(X) function returns the current cursor position within the logical screen line. A logical screen line can be one or more physical screen lines. On the 64, for example, a BASIC program line can contain up to 80 characters. The 80 characters would take up two screen lines, but would be considered only one logical line.

The number after POS (in parentheses) is a dummy argument that's ignored by the function. You have to include a

number, but its value doesn't matter. On the 64 and the VIC, the value returned by this function is the same as the number in location 211, the current cursor column.

On the 64, POS returns a value from 0 to 79. Values from 40 to 79 indicate the cursor is on the second physical line. On the VIC, POS gives you a value from 0 to 87. Since each logical line contains 22 characters on the VIC, the first physical line would have values from 0-21, the second from 22-43, and so on.

Admittedly, the POS function has few uses. You might find it helpful in a program that handles text. Suppose you've used a modem to download a text file and wanted to print the file to the screen. To prevent words from wrapping around and being split at the end of a line, you could have your program check the current cursor position using POS. If the value were greater than 30 or so, you would print a carriage return (CHR\$(13)), like this: **IF POS(0)>30 THEN PRINT CHR\$(13).**

## The Dreaded LOAD ERROR

Recently, while saving a program to the Datassette, I ran out of tape. Now I cannot load it without getting a LOAD ERROR. Please suggest any and all methods that might work to retrieve this program.

Alan B. Callander

When a program is saved to tape, it's actually saved twice. When you load the program, the first copy is stored in memory and the second copy is used as a sort of checksum to compare the programs. If the first copy made it onto the tape, you may be able to recover it with the following actions:

1. Attempt to load the program from tape.
2. When it stops with the LOAD ERROR, enter **POKE 45, PEEK(831): POKE 46, PEEK(832): CLR.**
3. List it. If it seems to be intact, save it immediately to a new tape.

If these steps don't work, try moving the Datassette away from your monitor or television. Magnetism from these sources sometimes interferes with programs as they're loaded from tape. Tapes sometimes slip within the casing, and it may help to fast-forward and rewind the tape once or

twice. Finally, the tape read/write head might be dirty. Many record stores have tape recorder cleaning/demagnetizing kits which will work just as well on a Datassette.

## Listing Conventions

I typed in one of your programs and came across a line that looked like this:

```
PRINT "[<15 +>]"
```

What command is this?

Scott Collins

In the monthly section called "How to Type In Gazette Programs," you'll find our listing conventions. Each of the various graphics characters and control codes is listed in a certain way to make it easier to type in our programs.

The brackets, [ $<$  and  $>$ ], mean you should hold down the Commodore key (at the lower left corner of the keyboard), while typing the character inside. So [ $<+>$ ] would mean hold down the Commodore key and press the plus key. The number 15 means you should press it 15 times. Using [ $<15 +>$ ] uses much less space than it would take to print [ $<+>$ ] [ $<+>$ ] [ $<+>$ ] [ $<+>$ ] [ $<+>$ ] [ $<+>$ ] [ $<+>$ ] [ $<+>$ ] [ $<+>$ ] [ $<+>$ ] [ $<+>$ ] [ $<+>$ ] [ $<+>$ ] [ $<+>$ ] [ $<+>$ ].

## Scorekeeping

I'm having trouble incrementing scores correctly in a game. If a player answers a question correctly, I use these lines:

```
56 IF AS="T" THEN 70
```

```
.  
. .  
. .
```

```
70 PRINT SC+10
```

Simon Yates

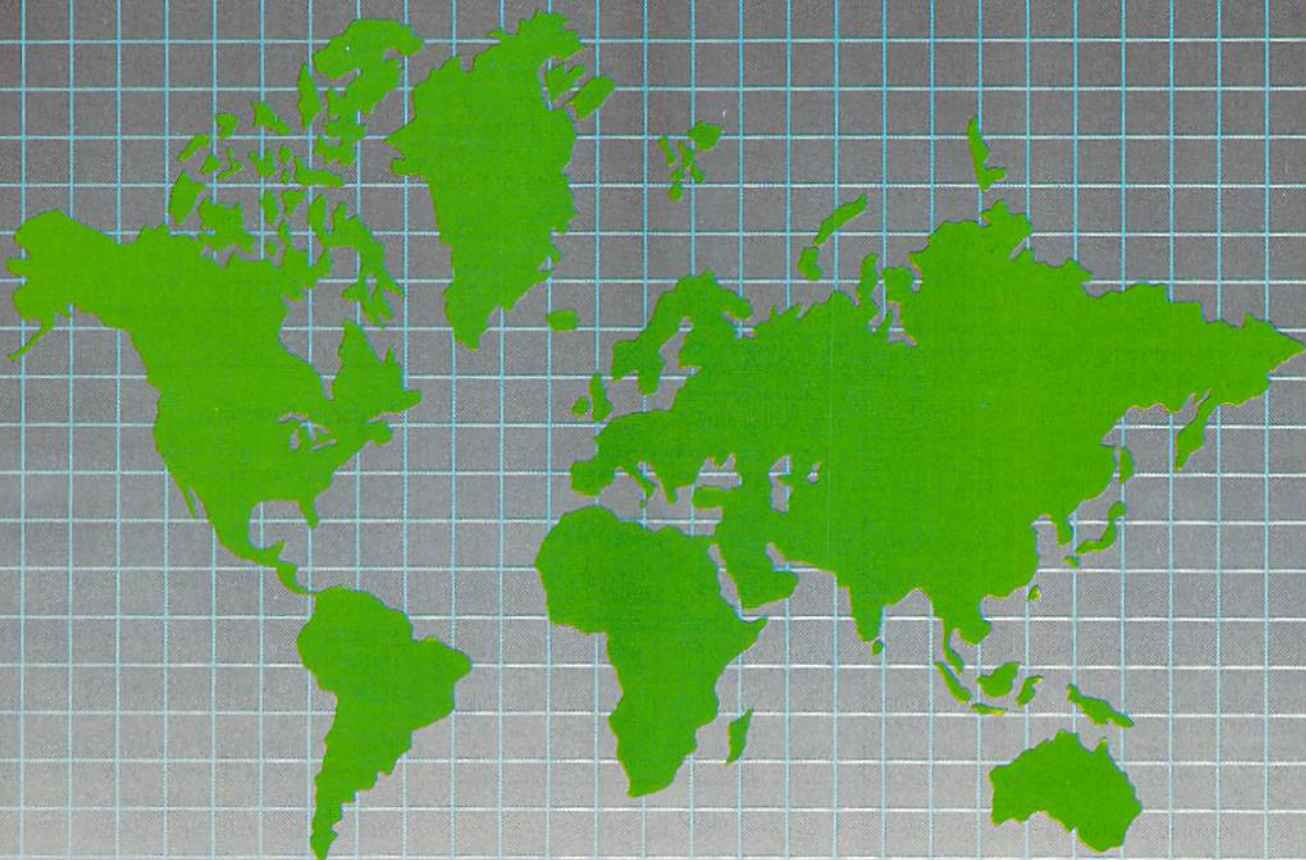
You're almost correct. But the variable SC must be incremented. If SC starts out as zero, PRINT SC+10 would print 10. But printing ten more than SC isn't enough—it doesn't change the value in SC. The score has not been updated. The next time line 70 executes, it would again show the value of 10. Change line 70 to:

```
70 SC=SC+10: PRINT SC
```

Now before the score is displayed, the value in SC is increased by ten (think of SC=SC+10 as "the new value of SC becomes the old value plus ten"). Of course,



# SCENERY DISKS *for* FLIGHT SIMULATOR II



SubLOGIC Scenery Disks expand the potential flying environment of Flight Simulator II and Microsoft Flight Simulator.

Twelve separate Scenery Disks cover the entire continental United States. Each disk covers a geographical region of the country, and includes the major airports, radio-navaids, cities, highways, rivers, and lakes located in that region. Enough detail is available on each disk for either visual or instrument cross-country navigation.

A STAR Scenery Disk (available 4th quarter 1985) covers a smaller area with a relatively dense amount of scenery. STAR Scenery Disks are primarily intended for visual flight sight-seeing. They include buildings and landmarks, as well as detailed renditions of all major airports in the area.

Individual Scenery Disk price: \$19.95

Western U.S. (Disks 1-6): \$99.95

— Coming Soon —

Eastern U.S. (Disks 7-12): \$99.95

See Your Dealer . . .

or write or call for more information. For direct orders please specify which disk or disk-set you want. Enclose the correct amount plus \$2.00 for shipping (\$6.00 for the six-disk set) and specify UPS or first class mail delivery. Visa, MasterCard, American Express, and Diners Club cards accepted.

Commodore 64 is a trademark of Commodore Electronics Ltd.  
IBM is a registered trademark of International Business Machines Corp.

For the Commodore 64™ and IBM PC®



**subLOGIC**  
Corporation  
713 Edgebrook Drive  
Champaign IL 61820  
(217) 359-8482 Telex: 206995

Order Line: (800) 637-4983  
(except in Illinois, Alaska, and Hawaii)



you can increment by any value you choose, or decrease the score for incorrect guesses by changing the plus sign to a minus sign as part of another routine in your program.

### Strange Radiation?

I have a Commodore 1702 color monitor. When I turn the monitor on and hold the back of my hand to the screen, the hairs on the back of my hand tingle and stand out straight. Is this radiation that would be harmful to a person? What causes this, and should I be concerned?

William E. Noice

No need to don your radiation suit—although eerie, what you're describing is an effect caused by static electricity, and is perfectly normal. It's no more dangerous than the tingly feeling you might get from rubbing a balloon on your head. Your monitor's electron guns shoot electrons at the surface of the glass, making areas of the screen light up, and giving it a static charge. When you touch or move your hand near the screen, the hairs pick up some of that charge. The individual hairs have the same charge, and like charges repel, so the hairs move as far as possible from the others.

This charge on the screen is also a powerful dust magnet, which is why TV and monitor screens get dirty so quickly. You can eliminate the problem by using an anti-static cleaner. Also, static electricity is only significant in dry weather. If there's moisture in the air, the electrical charges slowly drain away, instead of building up.

You may also encounter static electricity when you walk across a carpet and ground yourself by touching a metal object. Although the voltage may be high, the current is insignificant, so static electricity is harmless to you. However, semiconductor materials, including most of your computer's circuitry, are especially sensitive to the high voltage of static electricity. A good spark between your finger and the joystick port is enough to zap sensitive components. That's why it's a good idea to touch a metal object to drain any static electricity you may have accumulated before you touch any computer equipment or a ROM cartridge.

### Speed Control

My older children like the program "Character Assassination" from the June 1985 issue. However, it moves too fast for my three year old and I haven't figured out how to slow down the falling characters. How would I do that?

Michael Schultz

That program was published with both a VIC and 64 version. You didn't specify which computer you own, but fortunately

the modifications are the same for both programs.

To slow down the falling characters, you need to increase the value of the variable S in line 90. This variable is used in the delay loop at the beginning of line 210: `FOR TD=G TO S:NEXT TD`. This loop starts at the FOR statement and ends at the NEXT. The value of G is always 1 in the program, while S can range from 1-28. Say S is equal to 28. The index variable TD would count from 1 (the value of G) to 28 (the value of S).

This type of loop, where the NEXT immediately follows the FOR command, is often used to create a delay in a program. The program pauses while TD counts from G to S. The higher the value of S, the longer the delay.

So, to slow the speed of the characters, you need to increase the value of S. We could substitute a higher number for 28 in the equation for S in line 90. A similar approach would be to add a variable, say DE, to this equation which could be set at the beginning of the program. To do this, add a line 5:

```
5 DE=28: REM SET DE=100 OR  
GREATER FOR YOUNGSTERS
```

And change the equation in line 90 to read `S = DE - 3*VAL(B$)`.

As written, the program would be set up for your older children. If your three-year-old is playing, change DE to 100 or higher in line 5 to suit his or her playing ability. Furthermore, if you like, you could even customize the program so that it would request the name of the player and adjust DE accordingly.

### A Second VIC Joystick?

I recently bought *The VIC-20 Programmer's Reference Guide*. It says that a second joystick can be plugged into the user port. How is this done?

Pierre Rochefort

It's possible to add another joystick through the User Port (the 12-pin slot used for modems), but unfortunately there isn't the space to give complete details. The GAZETTE published the information a couple of years ago in the April 1984 article "Tankmania: Adding a Second Joystick to the VIC." A few dozen April '84 back issues are still available, and we're forwarding information on how to order.

### Bar Coding For Programs

I'd like to use a light pen to record the programs in the GAZETTE. Running a light pen across each program line would end errors and be very fast. It would be the same way some stores record prices when you purchase something.

Daryl J. McKinnon

The Universal Price Code (UPC) stickers

with the black and white bars are one form of bar coding. Theoretically, you could interface a 64 and a bar code reader like the grocery stores use, but a light pen would not be suitable for such a purpose. Bar code readers send and receive light. They also interpret what the bars mean, based on the patterns of light and dark on the label.

A light pen is a much more simple device. Light above a certain threshold triggers a light-sensitive phototransistor inside the light pen. So the pen sends one of two signals to a 64: Either it's receiving light or it's not. It can't distinguish shapes, and without a strong light source can't even make out patterns of light and dark on a printed page. You certainly couldn't use a light pen to read printed programs. A couple of years ago, a regulation bar code reader was announced for the 64, at a price over \$100. Unfortunately, the company that planned to make it doesn't seem to be in business anymore.

### Address Unknown

I have a machine language utility program that needs a SYS to activate it. To make a long story short, I've lost the starting address and now the program is useless. I do have the starting and ending addresses, but the starting address is not the one to activate this program. Is there a way for the computer to find the correct address or should I just scratch my favorite program?

Gil Cabral

Typical starting addresses are 49152 (\$C000), 52224 (\$CC00), 828, and 2061. You could try to guess the address, but that could be extremely tedious. There is no easy way to solve your problem. You can use the following program to print out the starting address of any PRG (program) file, but you indicate that you already know that number. Even if you don't know machine language, looking at the program with a disassembler could lead you to the right place. Just follow all JMPs and JSRs within the program. If the program clears the screen right away, look for statements that clear the screen, such as LDA #93/JSR \$FFD2.

```
10 INPUT "PROGRAM'S FILENAME";F$  
20 OPEN 1,8,8,F$+"P,R": GET#1,A$:  
GET#1,B$  
30 PRINT "STARTING ADDRESS:"  
;ASC(A$ + CHR$(0)) + 256 * ASC(B$  
+ CHR$(0))  
40 CLOSE 1
```

### Gazette Programs For The 128?

Do you plan to publish programs for the 128?

John C. Discasey

Yes. We began covering the 128 in the November issue with "Exploring 128 BASIC," which included several short



"...as innovative in form as it is in content. If they're all as good as Mindwheel, we have a lot to look forward to."  
—GAMES

"Technically and artistically, it represents the 'wave of the present' in interactive fiction."  
—QUESTBUSTERS

"...blazes a whole new frontier in computer game design."  
—COMPUTER GAMING WORLD

# ELECTRONIC NOVELS™

*Mindwheel, Essex and Brimstone. Fascinating stories, compelling characters, intriguing ideas, rich language, a maelstrom of constant change—all the elements of the best Sci-Fi and fantasy. Combined with the interactive possibilities you've always wanted in a great text adventure.*

*Electronic Novels are written by prize-winning published authors. They're not "computer versions" of existing novels—they're stories conceived especially for this new medium.*

*In the world of Electronic Novels, you have a lot more to do than "Go south" and "Kill dragon." You'll find that each character has a mind of his own, and nothing stays the same for long because everything happens in real time. So just because that room was empty the last time you entered it, don't expect it to be empty this time. Everything you do—or fail to do—affects everything else that happens. The surprises never end.*


**MINDWHEEL**  
*Every mind that has ever been continues to exist for eternity. Somewhere in this web of mental energy is the key to civilization's*

*survival. You are the adventurer who must travel through four unusually powerful minds in search of the mysterious Wheel of Wisdom.*

**ESSEX**  
*You're the captain of the Starship Essex, on a desperate intergalactic rescue mission. Even before you face the deadly Hamster People and the vile Vollchons, you've got your own crew to deal with—as unlikely a bunch of misfits as ever sailed the Sirius sector.*

**BRIMSTONE**  
*You play the part of Sir Gawain, proud Knight of the Round Table, in a mystical quest for truth, chivalry, and a little peace and quiet. All you've got to contend with is the entire Underworld and every monster, ghost and demon known to medieval sorcery.*

**BEGIN WITH A BOOK**  
*Set the stage and introduce yourself to the characters with the graphic, hardbound book included with each program. Just when things start getting good, you'll switch to your computer—and now, you're at the center of the action!*



## SYNAPSE

A BRÖDERBUND SOFTWARE COMPANY

MINDWHEEL, BRIMSTONE and ESSEX are available for Apple, Macintosh, Commodore 64, IBM PC/PCXT/PCjr and Atari personal computers. For more information about Synapse products, please write us at 17 Paul Drive, San Rafael, California 94903 2101. Apple, Commodore 64, IBM PC/PCXT/PCjr and Atari are registered trademarks of Apple Computer, Inc., Commodore Electronics, Ltd., International Business Machines Corporation and Atari Corporation respectively. Macintosh is a trademark licensed to Apple Computer, Inc. © 1985 Bröderbund Software, Inc.



programs. Last month, we featured "Programming Music and Sound on the 128," which also included several programs, and a 128 version of the program "REM Highlighter." Also beginning with that issue, we began publishing 128 programs—with an autobooting menu—on the GAZETTE DISK. Elsewhere in this issue, you'll find "Disk Commands on the 128," and if you scan the righthand column in the Table of Contents, you'll notice several articles and programs which cover the 128 (in 128 mode). And for next month's issue, we've planned several other 128 items.

Many of the programs we publish are from readers like yourself. The vast majority of submissions we've received in the past several months have been for the Commodore 64. Lately we've seen an increase in submissions for the 128, although the number received is still very small. Although we plan to increase our coverage of the 128—with tutorials and programs—we recognize that the majority of our current readership own Commodore 64s and that the 64 programs published work on the 128 in 64 mode.

### Color Memory

I've got a program that picks a random position on the screen and POKEs a 102 there. The screen should fill up with checkerboard patterns, but the patterns only appear where characters are. But if I move the cursor around the screen, the checked characters are there. Why? Greg Lado

Information about the screen display is stored in two places in memory: screen memory and color memory. Screen memory stores the codes representing characters, and color memory stores the color of each character. When you PRINT a character, the computer effectively POKEs the screen code of that character to screen memory and also POKEs the current cursor color to color memory. When you POKE a character to screen memory, you should also POKE the desired color into the corresponding location in color memory.

The problem is that you're not POKing to color memory. On early model 64s, color memory is set to white when you clear the screen. Then Commodore changed the ROMs so that color memory is set to the background color. The current ROM version sets color memory to the cursor color. To find out which ROM version you have, type PRINT PEEK (65408). The first version has a 170 stored in this location, the next version 0, and the current version 3. When color memory is set to the background color, characters won't appear when you POKE to the screen. This indicates that you probably have version 2. You can see the characters when you move the cursor around the

screen because the cursor temporarily changes the character color as it blinks.

Here are the starting locations of screen and color memory for all 8-bit Commodores:

	Screen	Color
VIC (unexpanded)	7680	38400
VIC (3K expansion)	7680	38400
VIC (8K+ expansion)	4096	37888
64	1024	55296
Plus/4	3072	2048
16	3072	2048
128	1024	55296

### What's Wrong With The 128?

I was talking to another 128 owner who said that it has a problem with simple subtraction:

```
PRINT 178.56 - 181.92
-3.35999997
```

My math says that's wrong. This represents a big problem in programs that require accuracy. Are there defective 128s? Have others experienced this problem? Maybe I should sell my Commodore and buy an Apple or some other brand.

Don A. Goshorn

This problem is not limited to Commodore computers. Most other personal computers will give the same result; in fact, if you subtract those two numbers on an Apple, the answer is the same. The answer is not to buy a more expensive computer. Limitations in our system of expressing numbers cause the kind of problem that you mention.

BASIC stores numbers in binary (base 2) notation. In general, it's just as good as any other format for storing numbers, but there are some oddities which show up if you try to convert nonintegers—numbers containing fractions—back and forth between different number bases.

Many numbers, indeed most of them, can't be expressed exactly in decimal (base 10) notation. Some of these, like the geometric constant  $\pi$ , are irrational numbers which can't be expressed exactly in any notation. A rational number (any number which can result from the division of two integers) can always be expressed in some base. For instance  $3\frac{1}{3}$  is a rational number, since it is the result of dividing 10 by 3. Although it can be represented exactly in base 3 (as 10.1), any attempt to write it in decimal (base 10), as 3.33 or 3.333333333, will be incorrect by some amount.

The same problem appears when translating decimal numbers into binary. Many decimal fractions have no equivalent binary representation. Since Commodore BASIC stores a number in five bytes of memory, the error in the translation will be small, but occasionally noticeable. It is most often seen when an operation on two large numbers produces a small re-

sult. In the operation that you mention, the errors in representing 178.56 and 181.92 are small in comparison to the size of the numbers. But the result of the operation,  $-3.35999997$ , is much smaller than either of the operands. The error, while still not very large, appears bigger by comparison.

In some programs, you can increase precision by avoiding fractions. The operation  $(17856 - 18192)/100$  will give a more accurate answer to the problem. But notice that the answer in your example is only  $3/100,000,000$  away from where it should be. If you were to plot the result on a screen, you wouldn't be able to see the error on the best display in the world.

### Keeping On Schedule

I often need to work with dates and schedules in programs I design for my work. The programs have become cumbersome as they keep track of 30 or 31 days per month, and the extra day in a leap year. What advice can you give me with regards to manipulating month, day, and year? Adding specific amounts of time to a calendar date, for example, or notifying someone in six months that they're due for a procedure.

Dr. Donald Izzi

The calendar we use isn't very logical, from a programmer's point of view, but there's not much you can do to change it. Most of the time, the months alternate between 30 and 31 days, except for February's 28 days—29 in leap year—and July and August, where there are two 31-day months in a row (it seems that both Julius and Augustus Caesar wanted 31 days in their namesake months). Both December and January have 31 days, but we can ignore that if the program handles years as separate entities.

To simplify scheduling, try to avoid using months and dates. Instead of two variables (one for month, one for day of the month), give each date a number 1-365 during normal years, or 1-366 in leap years. For example, February 3 would be day number 34. The day number can be kept in a single variable. Here's a three-line subroutine you can incorporate into your program:

```
10 INPUT "DATE (MM,DD,YY)";MM,D
D,YY:GOSUB500:PRINTDAY:GOTO
10
500 AD=30:DF=-30:FORJ=1TOMM:DF
=DF+AD+(J=3):AD=61-AD-(J=8
):NEXT
510 IF (YYAND3)AND(MM>2)THENDF=
DF-1
520 DAY=DF+DD:RETURN
```

It's general enough to work on any Commodore computer. Whenever you need to find the day number, assign month, day, and year values to variables MM, DD, and YY and then GOSUB 500.



Push the terrorist plot to trigger a massive earthquake in this undersea graphic adventure

# QUAKE MINUS ONE



Command the super heroes in this graphic adventure

# SHADOWFIRE



Defeat the evil Doomdark in this medieval graphic adventure

# The LORDS OF MIDNIGHT



## Shake, battle & role.

Warm up your Commodore\* and get ready for full-screen graphic action.

Save the industrial world from going off the deep end of the Richter scale in *Quake Minus One*. Stop the terrorists from triggering a massive earthquake and toppling civilization.

In *Shadowfire*, Ambassador Kryxix has been kidnapped. You have but 100 real-time minutes to assemble a strike force of specialists and elite fighters to rescue him and then destroy the evil Zoff and his starship.

Embark on a quest to defeat Doomdark

HOT NEW  
SOFTWARE  
FOR  
COMMODORE

in *The Lords of Midnight*. Choose your role. Capture the source of Doomdark's power or conquer his forces in battle. Over 32,000 different panoramas ensure a challenge.

Visit your software dealer. Ask to see the new Beyond Line from Mindscape. And discover graphics, adventure, excitement, and fun that's beyond belief.

**Mindscape**   
Software that challenges the mind.

Mindscape, Inc. 3444 Dundee Road, Northbrook, Illinois 60062 1-800-221-9884. (In Illinois 1-800-942-7315)

© 1985, Mindscape, Inc. All rights reserved. © 1985 Beyond. Licensed in conjunction with International Computer Group. Commodore is a trademark of Commodore Business Machines. Mindscape is a trademark of Mindscape, Inc.




# COMPUTE!'s *Gazette Disk*

Now you can enjoy the exciting programs  
from *COMPUTE!'s Gazette* on a  
ready-to-run disk

Every month you can receive *COMPUTE!'s Gazette Disk*, which includes the fascinating and challenging programs published in the corresponding issue of *COMPUTE!'s Gazette*, ready to load on your Commodore 64 or VIC-20.

The 5¼-inch floppy disk will arrive in your home in time for you to enjoy the quality programs of *COMPUTE!'s Gazette* without having to type a single program.






### Timesaving

Using *COMPUTE!'s Gazette Disk* saves you time. Instead of spending hours typing in each program from *COMPUTE!'s Gazette*, you can load all the fun and fascinating programs in just a few minutes with the *Disk*. You have more time to enjoy Budgeteer, Mystery at Marple Manor, Vocab Builder, and many other exciting games and applications.



### Inexpensive

And *COMPUTE!'s Gazette Disk* is inexpensive, only \$69.95 for a one-year subscription. That means the *Disk* costs you \$5.83 a month, a savings of 55 percent off the single disk price of \$12.95. And what price can you put on the hours of typing time you save?



**COMPUTE!'s  
GAZETTE DISK**




### Risk-Free

All *Disks* are fully tested before they're shipped to you. And full documentation for all programs is in the corresponding issue of *COMPUTE!'s Gazette*. But if you should have a problem with a disk, just call toll free 800-346-6767 and a member of our Customer Service Staff will assist you.

### Convenient

*COMPUTE!'s Gazette Disk* gives you access. As soon as you read about a new and challenging program in *COMPUTE!'s Gazette*, you can load the *Disk* and begin using it immediately—the *Disk* is ready when you are.



Enjoy the quality programs from *COMPUTE!'s Gazette* on the convenient, ready-to-use *COMPUTE!'s Gazette Disk*.

To order *COMPUTE!'s Gazette Disk*

Call toll free **1-800-247-5470** (in IA **1-800-532-1272**) or mail your prepaid coupon to *COMPUTE!'s Gazette Disk*, P.O. Box 10960, Des Moines, IA 50340.

Individual Issues of the *Disk* are available for \$12.95 (plus \$2.00 shipping and handling.) Call 1-800-346-6767 (in NY 212-265-8360) to order.

**YES! I want to save time and money. Please enter my subscription to *COMPUTE!'s Gazette Disk*.**

Save 55% off the single issue price. 1 year subscription, \$69.95

Save even more! 2 year subscription, \$129.95

All *Disk* orders must be prepaid.

Payment enclosed (check or money order)  
 Charge  MasterCard  Visa  American Express

Acct. No. \_\_\_\_\_ Exp. Date \_\_\_\_\_

Signature \_\_\_\_\_

Name \_\_\_\_\_

Address \_\_\_\_\_

City \_\_\_\_\_

State \_\_\_\_\_ Zip \_\_\_\_\_

(Outside U.S. and Canada, add \$36.00 per year for shipping and handling.)

Please allow 4-6 weeks for delivery.

35AD02



The day number is returned in the variable DAY. You can delete line 10, which is intended to illustrate how the subroutine works.

Once you have the day number, planning ahead is a matter of adding a certain number of days. Add seven to the current day number for next week, add 28 for four weeks (approximately a month), and so on. Six months would be 26 weeks (half a year), or 182 days.

Most people prefer to think in terms of month and day, so here's another routine that converts back again, from day number to month and date. Before you GOSUB 600, assign values to the variables DAY and YY. The year must be included because day 60 is February 29 in leap years, but March 1 in other years. Day numbers from 60 on will differ, depending on whether or not it's a leap year.

```
10 INPUT "DAY, YEAR"; DAY, YY:GOSUB
  B600:PRINTMM, DD, YY:GOTO10
600 AD=30:DF=-30:MM=0:YA=( (YY
  ND3)>0)-1
610 DG=DF+AD-(MM=2)*YA:AD=61-A
  D-(MM=7):IFDG<DAYTHENDF=DG
  :MM=MM+1:GOTO610
630 DD=DAY-DF:RETURN
```

The month and day are returned in the variables MM and DD. Again, line 10 provides a way of testing the routine and can be omitted from your program.

These two routines do not include any error checking. The first subroutine, for example, would accept March 35 as a valid input, treating it the same as April 4. Also, it doesn't handle dates before 1901 correctly, because the year 1900 was not a leap year.

## Rules For Using Variables

I get an ILLEGAL QUANTITY error when I try to use DEC inside a program to convert a number from hexadecimal. But DEC works fine in direct mode (outside of a program). Any suggestions?

Mark Todd

Because you included a program listing, we were easily able to spot the error. But first a little background:

The BASICS in the 128, Plus/4, and 16 (but not the VIC or 64) contain the DEC and HEX\$ functions. DEC converts a hex string to decimal, while HEX\$ converts a number to a hexadecimal string. You must use strings, because hex numbers can contain the letters A-F. The following examples illustrate two acceptable forms of DEC:

```
PRINT DEC("30FF")
B$ = "30FF":PRINT DEC(B$)
```

A string literal should be enclosed in quotation marks. Note that both instances of 30FF are inside quotes. A string variable, on the other hand, should not be surrounded by quotation marks. The dollar

sign is sufficient to mark that it's a string.

In your program, the line which caused the error looked like this:

```
PRINT DEC("N$")
```

The error occurred because you put the variable name inside quotes, in effect asking for the decimal value of the two characters "N" and "\$". Remove the quotation marks from N\$ and your program should work as you intended.

## Extra Voices And Sprites?

I know it's possible to make more than eight sprites appear using an interrupt-driven routine. Is it possible to make more than three voices sound simultaneously using the same method?

Chris McNeil

It's not possible to have more than three voices sounding at the same time because the audio signal is a lot different from the video. The VIC-II chip is responsible for video output. It draws the screen line by line from top to bottom. It also takes care of adding sprite shapes when it gets to the lines they occupy. So sprites only affect the output of the VIC chip while part of the screen is being drawn. They're local phenomena. If you tell the video chip to put a sprite at the top of the screen, it does so and then forgets about that sprite until it's time to redraw the screen.

It takes time for a television tube to put the picture in place, and machine language is a lot faster. So a machine language program can fool the VIC-II chip into thinking that a single sprite is in more than one position, using a raster interrupt technique. It's like setting an alarm: You ask the computer to let you know when the top part of the screen is being drawn. When the video chip gets to the top line, the interrupt is triggered and your program takes over. It puts the appropriate values into the sprite registers. You then set the alarm for the middle of the screen. When mid-screen is reached, the interrupt is triggered again and your ML routine puts entirely new values into the sprite registers. Although there are still only eight sprites in the VIC chip, some of them are drawn more than once, giving the illusion of more than eight sprites.

The fundamental limitation to this technique is that only eight sprites can be in the process of being drawn at any one time. Two different versions of the same sprite can't overlap. Since sprites are relatively small, this isn't a big problem, but it gives us some idea of the problems that show up if we try to do an equivalent trick with the SID chip.

As long as the computer is turned on, the VIC chip is sending out a continuous signal. Sprite shapes are only a fraction of that signal. The SID chip, which makes sounds, can be turned on or off. And when one of the three SID voices is turned on, it

is always in action. There are no in-between times when a voice is temporarily off. Accordingly, there is no way for the SID chip to simultaneously make another sound using that voice.

But in some songs, not all instruments play at the same time. It may be that the drummer never hits the snare drum while the bass drum is sounding. Or maybe a violin and a clarinet take turns playing phrases. In these situations, one SID voice can play the part of more than one instrument. For example, you would define the envelope of voice two to sound like a piano, play a few notes, change the envelope to a saxophone, play some more notes, return to a piano sound, and so on.

## Escaping Errors With RESUME

I own a Commodore 16 and would like to know what RESUME does and how to use it.

Rob Ragona

RESUME is used to return to the main part of the program after an error-handling routine has been called. Normally when an error occurs in a BASIC program, the program is stopped and an error message is printed. Although this can be very useful when debugging a program, it can be very frustrating when a program crashes because of user input.

The TRAP statement traps errors by transferring execution of the program to a line specified whenever any BASIC error occurs. For example, TRAP 100 tells the computer go to line 100 after an error has happened. It's common to put the TRAP statement at the beginning of a program, before any errors have had a chance to show up. TRAP by itself, without a line number, turns off error trapping.


The error handling routine can do many things when an error has been detected. The number of the error message is contained in the reserved variable ER, and the number of the line where the error occurred is in EL. Text for error messages is stored in the reserved array ERR\$, so the full error message can be printed with the statement PRINT ERR\$(ER) " IN" EL.

Once the error handling routine is finished, program execution is returned to the main body of the program with the RESUME command. This command can be used in three ways:

RESUME	returns the program to the line where the error occurred
RESUME line number	returns the program to the line specified
RESUME NEXT	returns the program to the line immediately after the line where the error occurred



# WINTER GAMES.™ THE QUEST FOR THE GOLD CONTINUES...



You've captured the gold in Summer Games® and Summer Games II™. Now it's on to the *Winter Games!* And what an incredible setting—a completely realistic winter wonderland featuring *seven* action-packed events.

At the Ski Jump you control your form in mid-air, knees straight, leaning forward. Hot Dog Aerials challenges your courage *and* your sense of humor. In Figure Skating you leap into Double and Triple Lutz jumps—wow the crowd with a perfect Camel into a Sit Spin. It's timing and style that counts. Free Skating lets you choreograph your own routines. In Speed Skating it's you against a fellow speed demon—the fastest human beings on level earth! And the Bobsled—still faster as you fly around hairpin turns, leaning hard to stay in the tube. Finally the Biathlon, the ultimate challenge to your endurance in cross-country skiing and marksmanship.

All of this fun and excitement is easy to learn and play. You control the

action with the joystick, animating your player for style and rhythm. You choose the country you want to represent. Listen to its national anthem. Then it's practice, training and learning a winning strategy for each event. Now the *Opening Ceremony* and the competition begins—against your friends or the computer. Will you be the one who takes the gold at the *Awards Ceremony*? Will your name be etched amongst the *World Record* holders?

The quest for the gold continues... And it's all here—the strategy, the challenge, the competition, and *pageantry* of Winter Games!



\* See specially marked boxes for details. No purchase necessary. Sweepstakes ends Dec. 31, 1985. Official rules available at participating dealers.

	APPLE	MAC	C64/128
Winter Games	✓	✓	✓

 **EPYX**  
COMPUTER SOFTWARE  
1043 Kiel Ct., Sunnyvale, CA 94089

*Strategy Games for the Action-Game Player*®





The following program uses the error trapping commands to screen out bad user input.

```
10 TRAP 100
20 PRINT "ENTER TWO NUMBERS TO
   BE DIVIDED":INPUT A,B:C=A/B
30 PRINT "THE FIRST NUMBER
   DIVIDED BY THE SECOND IS";C
40 END
100 IF ER=20 THEN PRINT "I
   CANNOT DIVIDE BY ZERO":
   RESUME: REM ER=20 MEANS
   DIVISION BY ZERO
110 PRINT ERR$(ER) IN LINE"EL :
   REM IN CASE OF OTHER ERRORS
```

### You Can't Write to ROM

I was trying to get into ROM and stumbled across the undocumented command SYSTEM. Sometimes it makes the screen act as though I pressed RUN/STOP-RESTORE. And sometimes it locks up the computer. Could you explain what this word means? Also, could you tell me how to change ROM? I'd like to have the computer print "HELLO. I'M READY." when I turn it on.

George McNinch

SYSTEM is not a new command. When

you type the word SYSTEM, the computer finds the command SYS in the first part of the word and treats the remainder of the word (TEM) as a variable. SYS transfers control to a machine language routine; BASIC is temporarily disabled while a SYS is in effect. Since you probably have not defined the variable TEM, a SYS is performed to address 0. The contents of this section of memory changes frequently, so the results are unpredictable.

Try typing this: TEM = 64738: SYSTEM. In this case, the variable TEM has been defined, so the computer is sent to location 64738 (the cold start routine on the 64).

The answer to your second question is no, the computer's ROM cannot be changed directly. ROM stands for read-only memory. You can read it, but not write to it. It's possible to change the way BASIC works, however. The ROM cannot be changed, but you can copy the ROM into the RAM and tell the computer to fetch its information from RAM instead of ROM. Bit 0 of location 1 determines whether ROM or RAM is used at locations 40960-49151 (where BASIC is located).

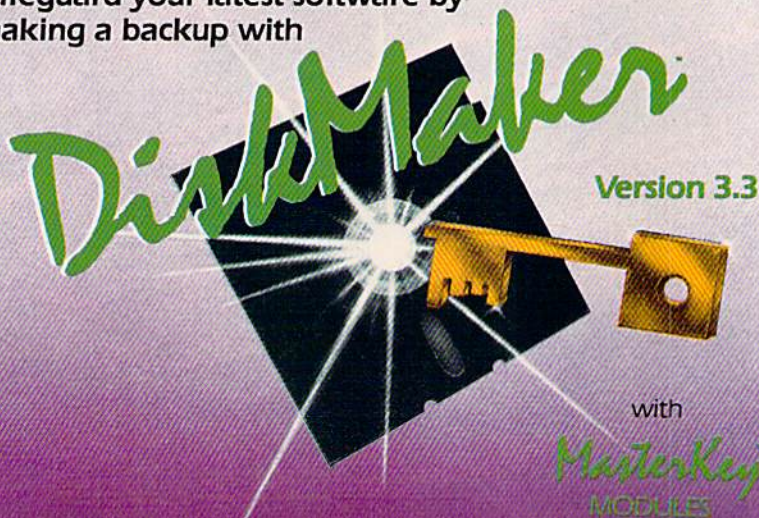
The following program copies ROM into RAM (line 10), selects RAM at location 40960 (line 20) and changes RAM to alter the READY message (line 30). The word READY has been changed to HOWDY.

```
10 FOR A=40960 TO 49151: POKE
   A,PEEK(A): NEXT
20 POKE 1,PEEK(1) AND 254
30 NS="HOWDY": FOR A=1 TO
   LEN(NS): POKE 41847+A,ASC
   (MID$(NS,A,1)): NEXT
```

Unfortunately, as soon as the computer is turned off, the memory is cleared. In order to have a message come up as soon as the computer is turned on, you must use an EPROM (erasable programmable ROM). Whenever the computer is turned on, the cartridge port is checked to see if a cartridge is inserted. If one is present, then control of the computer is turned over to the cartridge.

An EPROM is a cartridge that can be programmed with a special tool called an EPROM burner. This device takes a program in memory and burns it into a cartridge. The cartridge can be programmed to do anything, including customizing your BASIC messages. As soon as the computer is turned on, the program in the cartridge is executed.

Safeguard your latest software by making a backup with



### THE 3 BEST COPIERS AVAILABLE ALL IN ONE SUPER PACKAGE

No hardware necessary, easy to use, NEW! MasterKey™ system makes Diskmaker virtually 100% effective!

Copies new custom G.C.R. code protection, long data-block logic, no-synch data blocks, NEW wide head protection, and many other specialized protection routines. Copies normal and protected disks. Includes 3 copiers — FAST copier, VARI-SECTOR copier, and AUTO-LOGIC NIBBLER. Actually copies a full disk in only 2 minutes. Inexpensive module releases keep you up-to-date. MODULES available by subscription or individually.

Only **\$49.95** for copier system      To order CALL **805-687-1541 ext 64**  
Technical line 805-682-4000 ext 99

Also available DiskMaker™ ToolKit™, SUPER Disk Utility package. Ask for SPECIAL Combo offer with DiskMaker™.

Order by phone 24 hrs/7 days or send cashiers check/money order Payable to BASIX. Visa, MasterCard & American Express include card # and exp. date. Ca. residents add 6% tax. Allow 2 weeks for clearance of personal and co. checks. Add \$3.50 shipping/handling for continental US. \$5.50 for UPS air. COD's shipped to 48 states only, add \$4.00. AK, HI, APO, FPO add \$7.50. Canada add \$10.00. Other foreign orders add \$15.00 and remit, certified US funds only. No credit card orders from outside North America. Dealers & Distributors invited & supported.

**DISKMAKER PAYS FOR ITSELF THE FIRST TIME YOU USE IT**



3463 State Street • Suite 1541A • Santa Barbara • CA 93105

### COMPUTE!'s GAZETTE

TOLL FREE

Subscription Order Line

**1-800-247-5470**

In IA **1-800-532-1272**



Fly the unfriendly skies.



3D, scrolling flight simulation w/ air-air & air-ground combat.



On-board computer, working gauges & 3 weapon systems.



3 skill levels, 15 scenarios, long-playing strategic depth.

You're in the cockpit of a dream machine — a bad dream for the poor sap whose tail you're waxing. You stick a silver bird up his exhaust and wince as he blossoms into fire. And then you rain down like pestilence upon the grunts in the tanks.

Skyfox. It's the fastest-selling EA

game in history. It has the most awesome, high-speed animation you've ever seen on your computer. It's played to rave reviews in every magazine. And it's yours — at your retailer — or direct from EA at (800)

227-6703 with a 14-day satisfaction or money-back guarantee.

# SKYFOX™

from ELECTRONIC ARTS™




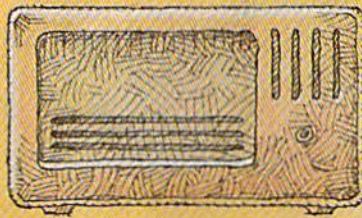

**ORDERING INFORMATION & MACHINE AVAILABILITY:** Visit your retailer or call (800) 227-6703 (in CA call (800) 632-7979) for VISA or MasterCard orders. To purchase by mail, send check or money order to Electronic Arts, P.O. Box 306, Half Moon Bay, CA 94019. Add \$3 for insured shipping & handling. Indicate machine version desired. Allow 1-4 weeks for delivery. Apple II family available now at \$39.95. C-64 available now at \$34.95. For a copy of our complete catalogue and direct order form, send 50¢ and a stamped, self-addressed envelope to Electronic Arts, 2755 Campus Drive, San Mateo, CA 94403.



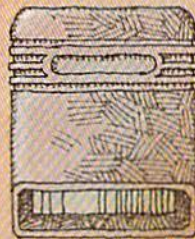
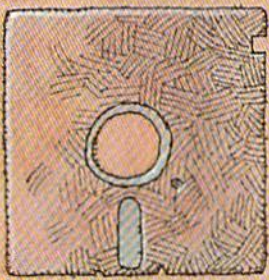
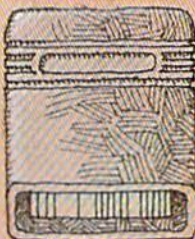
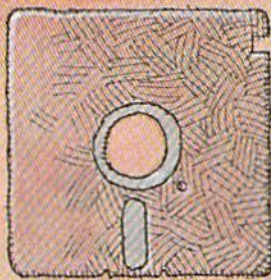
NGY FLOPPIES • TAPE • STRINGY FLOPPIES •







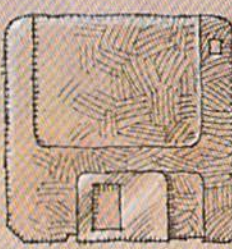
KS • HARD DISKS • HARD DISKS • HARD DISK



SPEED-UPS • 1541 SPEED-UPS • 1541 SPEED-UP



OPPIES • MICROFLOPPIES • MICROFLOPPIES • MICRO



Noel



# BEYOND THE 1541

## Mass Storage For The 64 And 128

Selby Bateman, Features Editor

**A 3.5-inch microdisk drive for the 64? A hard disk storage system for the 128? The continuing evolution of personal computers is causing major shifts in the kinds of data storage devices being used. There are signs that even the familiar 5-1/4-inch floppy disk may eventually go the way of punch cards and paper tape storage methods. Here's a look at what's headed your way in the Commodore market.**

Consider the 1541 disk drive: It's been called a "toy," a "lumbering hippo," and "the albatross of the Commodore 64." Business users impatiently deride its slow operating speed. Alternative devices and software speedup schemes have been offered by other manufacturers. And even defenders of the 1541 have been known to drum their fingers waiting for it to load data at a relatively slow 512 bytes per second.

Yet despite the insults hurled at the 1541, one Commodore source estimates that as many as three-quarters of the five million 64s and VIC-20s sold worldwide are used with 1541s (or the earlier 1540 drives). The slow but relatively inexpensive 1541 became another salvo in the continuing battle to bring down prices and spur consumer sales of computers.

It's difficult to believe that the 64 and the 1541 are almost four years old. At the Consumer Electronics Show (CES) in January 1982, Commodore introduced its new 64K computer at a suggested retail of \$595, a breakthrough in price and power. Commodore also introduced a companion for the 64: the 1541 drive, a direct descendant of earlier drives used with the VIC-20 and PET computers.

When first released, the 1541 sold for almost \$600. But prices dropped swiftly, just as they did for the 64 itself. Soon, a 1541 could be bought for \$399, then \$299, and \$250. Today, a new 1541 can be purchased from some vendors for as little as \$149, and used 1541s frequently are available for \$99.

But for many 64 users, the 1541 was not their first storage device. Commodore's Datassette tape recorder, a digital cousin of the common audio cassette tape recorder, was offered at even less expense.

Why tape recorders? The emerging microcomputer industry borrowed ideas from mainframe computer systems, and tape storage proved to be a natural—inexpensive and dependable. The problem with tape storage is its speed.

A tape recorder is a *sequential* access device. That is, the magnetic information is read sequentially from the tape as it passes in front of a stationary read/write head. To get to a particular program on the tape, several other programs may have to slide by the tape head before it reaches the one you want.

On the other hand, a disk drive is a *random* access device. The read/write head moves across a spinning disk, much like the stylus of a record player moves across the face of an album. The result is a much more efficient means of data access than a cassette tape. Although the 1541 is slower than other computers' disk drives, it is much faster than a Datassette.

Despite its slowness, the Datassette and some third-party cassette recorders introduced



New toll free number:  
1-800-541-1541



## KEYMASTER

The easiest-to-use, most-powerful disk backup program ever written for the 64.

### With one 1541 drive:

- **FAST FILE COPIER** — up to 5 times faster!
- **FAST full protected** — disk GCR nibble copier
- **FAST full unprotected** — disk copier
- **KEYMASTER protected** — disk unlocking kit\*\*
- **FAST 10 second disk formatter**

### With two 1541 drives (NO disk swapping required during copying):

- **FAST file copier** — up to 6 times faster!
- **FAST full protected** — disk GCR nibble copier
- **FAST full unprotected** — disk copier
- **KEYMASTER** unlocks protected disks by **ELIMINATING** the protection scheme originally written on the disk.
- Once one of **KEYMASTER's KEYS** has unlocked a disk, the program can generally be **FILE COPIED** onto another disk (also making the program compatible with non-1541 drives). If it is not file copyable, it can be fast nibble copied.
- **50 KEYS** for popular programs will be provided on the first **KEYMASTER** disk.
- Frequent updates of 25 to 50 additional **KEYS** will be available (no original disk return required for updates!).

ALL OF THIS AT THE RIGHT PRICE! ONLY —

\$29.95 for **KEYMASTER**

\$10.00 for update disks

**KEYMASTER** created by Jim Drew.

New toll free number:  
1-800-541-1541



## MAGNUM LOAD BLOWS THE OTHERS AWAY!

### ATTENTION 1541 AND MSD OWNERS!

- **MAGNUM LOAD** will **LOAD** and **VERIFY** programs up to **6 TIMES FASTER** than before. It is a new replacement **KERNAL** (operating system) ROM chip for your Commodore 64 or 128 computer.
- A high-speed loader, high-speed verify, disk drive no-head-rattle routine (1541 drive) and a **BASIC UNNEW ROUTINE** (MSD drive) have replaced the Datasette tape routines.
- The first program on a disk may be loaded and run by pressing only two keys (SHIFT/RUN).
- Unlike the older, cartridge-style fast loaders, no ports are tied up at the rear of your computer. The screen is not blanked during loading and there is no wear and tear on the game port.
- For maximum convenience and performance, **MAGNUM LOAD** is installed **DIRECTLY** in the circuit board. Generally, a socket has already been provided to make the operation easy, but occasionally some soldering may be required.
- Now you can give your 1541 disk drive "1571 speed!"

The chart below compares **ACTUAL MEASURED** loading times.

PROGRAM	STAR DOS	REGULAR LOAD	MACH 5	FAST LOAD	MAGNUM LOAD
Priston II (EPYX)	?	144 sec	43 sec	41 sec	31 sec
Music Shop (BRODERBUND)	?	105 sec	105 sec*	105 sec*	21 sec
Hitchhiker's Guide to the Galaxy (INFOCOM)	?	70 sec	70 sec*	**	68 sec*
On field Football (GAMESTAR)	?	159 sec	66 sec	63 sec	56 sec
EASY FINANCE I (COMMODORE)	?	58 sec	13 sec	13 sec	11 sec

\* = Will not load — defaulted back to regular load.

\*\* = Failed to load at all.

FIVE VERSIONS OF **MAGNUM LOAD** ARE AVAILABLE TO FIT ANY NEED.

VERSION	APPLICATION	PRICE
A	C64 computer and one 1541 drive	\$24.95
B	C64 and one MSD drive (single or dual)	\$24.95
C	C64, one 1541 drive AND one MSD drive (switchable)	\$79.95
D	C128 computer and one 1541 drive***	\$24.95
E	C128 and one MSD drive (single or dual)***	\$24.95

\*\*\* = Fully compatible with 128 & CP/M modes. Cartridge versions **MUST** be **UNPLUGGED** to access 128 & CP/M modes!

ORDER THE VERSION YOU NEED NOW!

**MAGNUM LOAD** created by Jim Drew

C64, C128, 1541, 1571 and Datasette TM Commodore; MSD TM Micro Systems Development; MACH 5 TM ACCESS; FAST LOAD TM EPYX; STAR DOS TM StarPoint



## THE SHADOW

\$89.95

Shadow is a new and revolutionary piece of hardware that is used to duplicate even the most protected software. Fitting inside the disk drive (no soldering required), SHADOW takes complete control of all functions giving near 100% copies.

Being the best utility available today, it will even copy the other copy programs.

Because of the Shadow's unique abilities, we feel DOS protection is a thing of the past.



# MegaSoft

LTD

## \*HACKER PACKAGE \$39.95

Shadow a disk while it loads, then read an exact list of:

- Track, sector, ID, check sum, drive status
  - High and low track limits
  - Density use on each track
  - Half tracks that are used
  - Command recorder shows commands that were sent to 1541 while program was loading
  - RAM recorder records custom DOS
- Shadow-scan any disk, then read exact list of:
- Valid tracks, half tracks, partial tracks and segments
  - Sync mark link, header block links and data block links
  - Track to track synchronization

Exclusive snap shot recorder will give you an exact copy of the 1541 RAM and can be viewed, saved or printed. Plus many more features included.

\*Requires Shadow

## \*GT PACKAGE

\$44.95

Highly sophisticated and integrated piece of hardware that turns you 1541 into something you've always wanted.

- Track and sector display
- Drive reset switch
- Device number change
- Half track indicator
- Abnormal bit density indicator
- Shadow on-off indicator


The Shadow display will give you an accurate display of precisely what track you are accessing during a normal load even if the program does a read past track 35.

\*Requires Shadow



Order by phone 24 hrs./7 days or send cashier's check/money order payable to MegaSoft. Visa, MasterCard include card number and expiration date. Add \$3.50 shipping/handling for continental U.S., \$5.50 for UPS air. CODs add \$7.50, Canada add \$10.00. Other foreign orders add \$15.00 and remit certified U.S. funds only. Distributors invited and supported.

P.O. Box 1080 • Battle Ground, Washington 98604  
1-800-541-1541  
Canadian/Foreign Orders Call  
(206) 687-5205



# 1541



thousands of computer users to data storage in the early years of the Commodore 64 and the VIC-20. Commercial software was usually offered in both tape and disk format (and frequently in plug-in ROM cartridges). But during the past year and a half, virtually all commercial software vendors have forsaken tape versions of 64 software. The thousands of commercial programs available for the 64 are almost all on disk. And at Commodore, stacks of Datasets sit boxed and ready with no place to go. Technology has rendered them obsolete.

A computer as inexpensive as the 64 had to have a disk drive in the same price range. To cut costs, Commodore equipped the VIC and 64 drives with serial data transmission ports, much slower than the IEEE parallel ports used in the earlier PET disk drives. Adding to the problem, Commodore engineers reportedly had to slow very slightly the original data transfer speed of the 1540 (designed for the VIC) in order to make the new 1541 drive compatible with the 64—an engineering concession to marketing plans for the computers.

A serial connection moves only one bit of data at a time, rather than multiple bits sent simultaneously in a parallel connection. Further slowing serial transfer between the 64 and the 1541 is the fact that the VIC and 64 (and Plus/4 and 16) require the computer's main microprocessor to disassemble a byte of information into its individual bits, add several controlling bits, and then send the information. This takes extra time for the microprocessor. A special-purpose hardware serial device could accomplish this much faster.

That's exactly what Commodore has done in the new 128 computer and its 1571 disk drive. Special hardware takes care of most communication handling (the first CIA chip takes on extra work), freeing the microprocessor from these chores and thus increasing the speed of transfer. Commodore calls this *serial fast mode* as opposed to the 64/1541 *slow mode*. As 1571 owners know, their disk drives can actually work at different speeds, depending on whether it's in 1571 mode for the 128, 1541 mode for



The BCD/5.25 disk drive from Blue Chip Electronics is one of several Commodore-compatible drives for the 64 that offer faster speeds than Commodore's 1541 drive.

the 64 or 128, or CP/M mode.

A number of companies have produced Commodore-compatible disk drives in an attempt to improve on the 1541. The BCD-5.25 drive from Blue Chip Electronics, the Indus GT from Indus Systems, the MSD SD-1 (single drive) and SD-2 (dual drives) from MSD Systems, the Enhancer 2000 from The Comtel Group, and the Clone II disk drive from HBH Sales Corp. are among the best known of these alternative disk drives. As a group, they offer considerably faster operating speeds and a variety of extra features.

But, as some GAZETTE readers have discovered, these "Commodore compatible" drives aren't always "1541 compatible," a big difference when it comes to loading and using some commercial software. There are even a few commercial programs that won't load on the 1571 in 1541 mode. Compatibility problems usually crop up when a commercial software pro-

ducer has copy-protected disks in such a way that the program checks for the ROM (Read-Only Memory) routines to be found in the 1541 drive. Since the other disk drive makers are forbidden by copyright law from copying Commodore's 1541 ROM exactly, they have slight differences in the way they operate. Sometimes, these differences are enough to make the software fail to load properly. Although most of the drive manufacturers do extensive testing of commercial software before releasing the drive, new protection schemes arrive every day.

But for many users, the problem of commercial software incompatibility is not sufficient to keep them from using these faster and often more reliable drives.

Another way around the 1541's weaknesses has been offered by several software manufacturers: cartridge- or disk-based programs which speed up the data transfer rate between the computer and the disk drive. Among these



# Solutions!



**Paperback  
Writer 64**  
Word Processor

PW 128/64 Dictionary  
also available at \$14.95 (U.S.)



**Paperback  
Writer 128**  
Word Processor



**Paperback  
Planner 64**  
Spread Sheet



**Paperback  
Filer 64**  
Database



**Paperback  
Filer 128**  
Database



**Paperback  
Planner 128**  
Spread Sheet

## Best-selling software for Your Commodore 128 or 64

You want the very best software you can find for your Commodore 128 or 64, right?

You want integrated software — word processing, database and spreadsheet applications — at a sensible price. But, you also want top-of-the-line features. Well, our Paperback 128/64 software goes one better.

With Paperback 128 or 64, you'll find all the features you can imagine... and then some. And Paperback 128/64 is so easy to use, you won't even need the reference guide. On-screen and in memory instructions will have you up and running in less than 30 minutes, even if you've never used a computer before.

The price? It's as low as you'd expect for a line of software called 'Paperback'. Suggested Retail Price for the 64 Software is \$39.95 (U.S.) and \$49.95 (U.S.) for the 128. Any of the 64 products may be upgraded to their 128 version for \$15.00 (U.S.) + \$3.00 shipping and handling. (Available to registered owners from Digital Solutions Inc. only.)

Paperback Writer 128 or 64, Paperback Planner 128 or 64 and Paperback Filer 128 or 64... **Solutions** at sensible prices from Digital Solutions Inc.

International & Distributor enquiries to:

#### MAIL ORDERS:

**CRYSTAL COMPUTER INC.**  
In Michigan 1-517-224-7667  
Outside Michigan 1-800-245-7316  
24 hours a day, 7 days a week

#### U.S. DEALER ENQUIRIES:

**ALLEGRO TECH**  
1-800-544-1004  
In Massachusetts  
1-413-443-9443

**MICRO-PACE COMPUTERS INC.**  
1-800-362-9653  
In Illinois  
1-217-356-1884

**MICRO-SYS DISTRIBUTORS**  
1-800-527-1738  
In Texas  
1-214-231-2645

#### CANADIAN DEALER ENQUIRIES:

**FRANKLIN WINTER**  
Consulting & Sales  
1-416-822-5974

**Serious software  
that's simple to use.**

 **Digital  
Solutions  
Inc.**

P.O. Box 345, Station A  
Willowdale, Ontario  
Canada M2N 5S9  
1-416-221-3225

*Paperback Writer 128 and 64 are now available in French.*



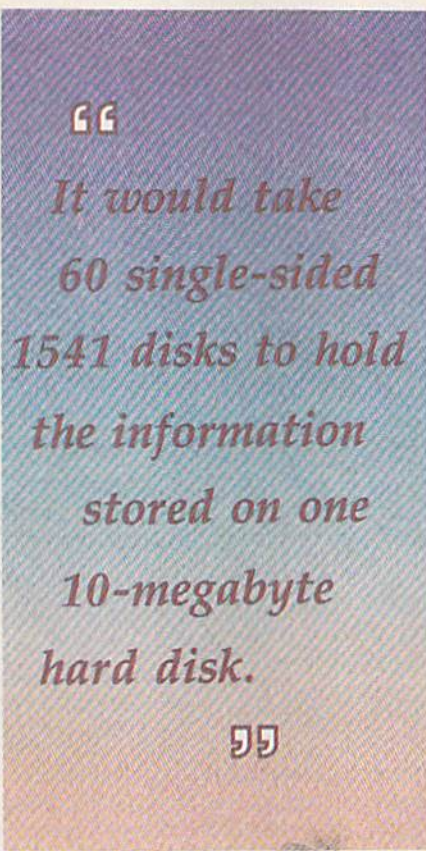
are the *Fast Load* cartridge from Epyx, the *MACH-5* cartridge and disk from Access, the *1541 Flash!* hardware adapter from Skyles, and the *Kwik-Load!* disk from DataMost. The *GAZETTE* has also offered its own quick-load programs for the 64, "TurboTape" and "TurboDisk" in the July 1985 issue.

A less common approach to storage devices for the 64 has been taken by Entrepo of Sunnyvale, California, maker of the Quick Data Drive (QDD). The QDD is a *stringy floppy* system, a high-speed cassette tape in a small wafer. As with a cassette tape player, like the Datasette, the QDD is a sequential access storage device. But the tape is a continuous loop; it doesn't have a beginning and end, so it doesn't have to be rewound to the beginning, it just fast-forwards until the program is found. Programs can load considerably faster than a regular cassette tape—and even the 1541—because data is transferred at a faster rate. To the computer, the QDD acts more like a disk drive than a tape drive.

Although Entrepo has been transferring a number of third-party commercial software programs on wafers for use with the QDD, software vendors aren't likely to support this format unless a large enough installed base of QDDs makes it worthwhile. Still, at a suggested retail price of \$84.95, the QDD offers an innovative, relatively inexpensive data storage system for Commodore owners. (For more information on the QDD, see the November 1985 "Horizons" column.)

Another Commodore drive, the SFD-1001, is actually an older model PET disk drive that can be used with your 64 or 128 (in 64 mode). Priced at under \$400, the SFD-1001 is a one-megabyte double-sided, double-density parallel drive that requires an IEEE parallel interface and a Commodore PET computer cable to work with your 64. These drives are no longer in production, and were first built by Commodore for the PET computers, so they're not meant to run 64 commercial software made for the 1541. However, Progressive Peripherals and Software has acquired the marketing rights to the remaining stocks of these drives.

One of the fastest growing trends in the data storage area is the move toward 3.5-inch microfloppy disks, adopted for Apple's Macintosh and for the new 520 ST from Atari and the Amiga from Commodore. Encased in rigid plastic, these disks are more rugged, faster, and pack more data per disk (usually about 400K single-sided, 800K double-sided) than most standard 5-1/4-inch disks (approximately 174K on a 1541 unformatted disk). Industry rumors are that IBM may soon adopt the 3.5-inch standard



for one or more of its new computers, which would give this format an even greater boost. During 1985, Apple Computer announced a 3.5-inch drive to be used with its Apple IIe and IIc computers, as well.

Will Commodore also offer a 3.5-inch disk drive for use with the 64 and/or 128? So far, company officials have been against the idea, concentrating their efforts on getting the new 128 and Amiga computers out. But, from a technical standpoint, Commodore could market a 3.5-inch drive for the 64 or 128 tomorrow, say several sources.

At last summer's CES show in Chicago, Commodore announced to the press its intention to market

an LCD laptop portable computer, which could be used with an external 3.5-inch drive. Although the laptop portable has been shelved for the time being, Commodore is said to be looking at the 3.5-inch drive for use with the 64 and/or 128. With the 64's immense base of 5-1/4-inch software, why bother with 3.5-inch media? Certainly, software companies would have to see a potential for a large installed base of 3.5-inch drives before converting their products to that format. But, as the 3.5-inch trend continues to gather speed, some developers feel there may be an emerging market for that type of storage device. Apple's decision to offer a 3.5-inch disk drive for the Apple II computers, which also have a huge base of 5-1/4-inch software, may help Commodore decide in favor of releasing the drive.

Commodore is also holding off on the release of the previously announced 1572 dual disk drive for the 128. No price had been announced, but the 1572 was to feature two 5-1/4-inch drives for 64, 128, or CP/M modes. Each of the drives would read double-sided, single-density disks with up to 340K (formatted) memory in 128 mode, and double-sided, double-density disks with up to 410K (formatted) memory in CP/M mode.

One company, Blue Chip Electronics, plans to make and sell a 3.5-inch drive for the Commodore 64 as early as the first quarter of 1986. Called the BCD/3.5, the drive will work with the 64 and with the 128 in 64 mode, according to John Rossi, president of Blue Chip. To be priced at under \$100, the BCD/3.5 is supposed to carry 250K per disk and let you copy programs from the 1541 5-1/4-inch format to 3.5-inch format. Prices for 3.5-inch disks and drives will be dropping across the computer industry in 1986, says Rossi, especially if IBM adopts such a drive, as expected.

Blue Chip is also planning an alternative to the 128's 1571 drive. Although still in prototype stage at this writing, the unit is tentatively called the BCD/128, will sell for under \$200, and will operate in all three 128 modes—64, 128, and CP/M.



# Jet



## A New Dimension in Fun

Easy aircraft control, coupled with unexcelled omnidirectional visual (plus audio) references and ballistic power, provide the speed and aerobatic maneuverability that add up to pure fun. Engage in a wide variety of combat scenarios (land-based F-16 or carrier-based F-18), or fly over detailed United States scenery at Mach 2.



Flight  
Simulator  
Scenery Disk  
Compatible

**subLOGIC**  
Corporation  
713 Edgebrook Drive  
Champaign IL 61820  
(217) 359-8482 Telex: 206995

Order Line: (800) 637-4983  
(except in Illinois, Alaska, and Hawaii)



# MASS MEMORY STORAGE DEVICES

## For The Commodore 64 And 128

### **BCD/5.25 Disk Drive (\$179)**

5-1/4-inch 64-compatible disk drive; works in 64 mode on 128.

### **BCD/3.5 Disk Drive (under \$100)**

3.5-inch disk drive for Commodore 64.

### **BCD/128 (tentative name) (under \$200)**

5-1/4-inch disk drive for Commodore 128.

Blue Chip Electronics, Inc.

2 W. Alameda  
Tempe, AZ 85282

### **Clone II (\$499)**

Commodore compatible disk drive.

HBH Sales Company

225 West Main  
Collinsville, IL 62234

### **Commodore 1541 (\$199)**

Disk drive for the 64.

### **Commodore 1571 (\$299)**

Disk drive for the 128.

Commodore Business Machines

1200 Wilson Dr.  
West Chester, PA 19380

### **CSI 10C (\$1595)**

10MB hard disk for the 64.

Computer Specialties, Inc.

P.O. Box 1718  
Melbourne, FL 32902

### **CXT-1281 (under \$300)**

Commodore 128-compatible drive.

World Disk Drives

23501 Ridge Route Dr.  
Bldg. D  
Laguna Hills, CA 92653

### **Enhancer 2000 (\$199)**

Commodore 64-compatible disk drive.

The Comtel Group, Inc.

P.O. Box 15485  
Santa Ana, CA 92705

### **Fast Load (\$39.95)**

Cartridge-based quick load program for 64 and 1541.

Epyx, Inc.

1043 Kiel Ct.  
Sunnyvale, CA 94089

### **1541 Flash! (\$99.95)**

Hardware-based quick load system for 64 and 1541.

Skyles Electric Works

231E South Whisman Rd.  
Mountain View, CA 94041

### **Indus GT (\$349)**

Commodore 64-compatible disk drive.

Indus Systems

9304 Deering Ave.  
Chatsworth, CA 91311

### **Kwik-Load (\$19.95)**

Disk-based quick load program for 64 and 1541.

Datamost, Inc.

19821 Nordhoff St.  
Northridge, CA 91324

### **Lt. Kernel (\$1595)**

10MB and 20MB hard disk drives for Commodore 64.

Fiscal Information, Inc.

P.O. Box 10270  
Daytona Beach, FL 32020

### **MACH-5 (\$34.95)**

Cartridge- and disk-based quick load program for 64 and 1541.

Access Software, Inc.

925 East 900 South  
Salt Lake City, UT 84105

### **Quick Data Drive (\$84.95)**

"Microwafer"-based stringy floppy drive for 64.

Entrepo, Inc.

1294 Lawrence Station Rd.  
Sunnyvale, CA 94080

### **SD1 (\$200)**

Commodore 64-compatible disk drive.

### **SD2 (\$434)**

Commodore 64-compatible dual disk drives.

MSD Systems, Inc.

10031 Monroe, Suite 206  
Dallas, TX 75229

### **SFD-1001 (under \$400)**

One-megabyte double-sided, double-density parallel drive; requires IEEE interface and PET cable to work with 64.

Progressive Peripherals and Software, Inc.  
464 Kalamaph St.  
Denver, CO 80204

Another company planning a replacement for the 1571 is World Disk Drives of Laguna Hills, California. The company originally planned to market a 64-compatible disk drive, the Mirage, but shelved the idea and switched to the potential market for 128 drives. Tentatively called the CXT-1281, the drive is to be sold for just under \$300, and operates in all three modes. In addition, the drive is planned to read single-density CP/M disks (such as those on Osborne computers) as well as the double-density CP/M disks which the 1571 drive reads. The unit is also expected to come with a built-in parallel printer interface that features full Commodore graphics and conversion from Commodore ASCII to standard ASCII.

To be marketed as a part of the CXT-1281 (possibly for an extra charge) is a ROM configuration program which will let the drive automatically check for what kind of CP/M disk is installed (Kaypro, Osborne, etc.). Once classified, the drive will configure the keyboard to emulate the appropriate computer's keyboard commands. The drive should be available by the time you read this.

For the maximum in data storage, personal computers need the capacities of a hard disk, which can hold 10, 20, even 100 megabytes (MB) of information. To put things in perspective, it would take 60 single-sided 1541 disks (or 30 double-sided 1571 disks) to hold the information stored on one 10-MB hard disk.

Commodore was scheduled to announce a hard disk for the 64 at last summer's CES show, but held back at the last minute. At this time, according to one Commodore source, there are no plans to market a hard disk for either the 64 or the 128. Again, according to several sources, marketing considerations won out over technical capability.


Two companies that do sell hard disks for the Commodore 64 also plan to sell hard disks for the 128 in all three modes.

Fiscal Information, Inc., has released an improved version of its Lt. Kernel hard disk drive for the 64 (and 128 in 64 mode). Up to 16 64s can be linked with the Lt. Kernel,




# THERE'S NO BEATING

# MASTERTRONIC



## Zzzz

Featuring instantly drawn animated graphics, joystick driven icons and classic text input. This unusual adventure takes you into the dream world of Sleep. You wander through the 50 weird and wonderful locations seeking an escape from your nightmare.



## Gates of Dawn

Now, for the first time, GATES OF DAWN will release you into the world of the dream. You must travel through these timeless passages as the knight of a bygone age. Much of what you see will not be as it appears and conversely much will happen that you cannot always see.

- Let this Arcade Adventure take you into The World of Dreams and Beyond
- 64 Screens of Mystery and Challenge
- Atmospheric Sound
- Marvellously Detailed Graphics and Animation

## MASTERTRONIC HAVE DONE IT AGAIN!

Bringing you an added dimension for your Commodore 64/128 with these two outstanding programs on Disc **Zzzz** and **The Gates of Dawn** for the incredible price of only **\$9.99** each.



**THE MASTERTRONIC PLEDGE**  
We promise to bring you two outstanding added dimension programs every month.

Mastertronic International Inc. 7311B Grove Road, Frederick, Maryland 21701 Tel: (301) 695 8877







# BEACH-HEAD II

FEATURES  
"VOICE  
SIMULATION"  
AND TRUE  
"HEAD TO HEAD"  
TWO PLAYER  
ACTION

By Roger and  
Bruce Carver

The war time drama of the award winning game Beach-Head continues with Beach-Head II, "The Dictator Strikes Back."

Beach-Head II pits allied forces against the cruel dictator, who escaped the destruction of the fortress and fled into the tropical forest with portions of his army and prisoners captured during the land battle. The player must locate and penetrate the heavily armed sanctuary, capture the dictator, and free the prisoners.



## THE DICTATOR STRIKES BACK

**\$39.95**

AVAILABLE ON DISK FOR COMMODORE 64/128, APPLE II+ /E/C, ATARI 48K

TRY THESE OTHER FINE ACCESS PRODUCTS

### MACH5™ **NEW**

CARTRIDGE FAST LOADER

- Load programs up to 500% faster.
- Full help menu at the touch of a key.
- Eliminate 1541 disk drive rattle.
- Print screen (screen dump to printer).
- Restore basic program (old).
- List disk directory without erasing program in memory.
- Pause or exit from directory listing.
- Execute short hand load commands from directory.
- Auto run any basic program.
- Open and close printer channels with a single key.
- Disable and re-enable features without turning off computer.
- Compatible with all popular printers.
- Send dos command (@).
- Load virtually 95% of all software, even copy protected games.
- Completely transparent.
- Does not disturb ram.

**\$34.95**

Compatible with your Commodore 64/128 and 1541, Indus GT, Enhancer 2000 or Tech 16.

### BEACH-HEAD™

"The graphics are remarkable—it's almost like watching a John Wayne Movie."

—Computer Games



**\$34.95**

Commodore 64/128, Atari 48K

### RAID OVER MOSCOW™

"Raid Over Moscow is action gaming at its finest—realistic graphics, superb sound effects and highly challenging tests of skill."

—Home Computing & Video News



**\$39.95**

Commodore 64/128

**ACCESS**  
Software Incorporated

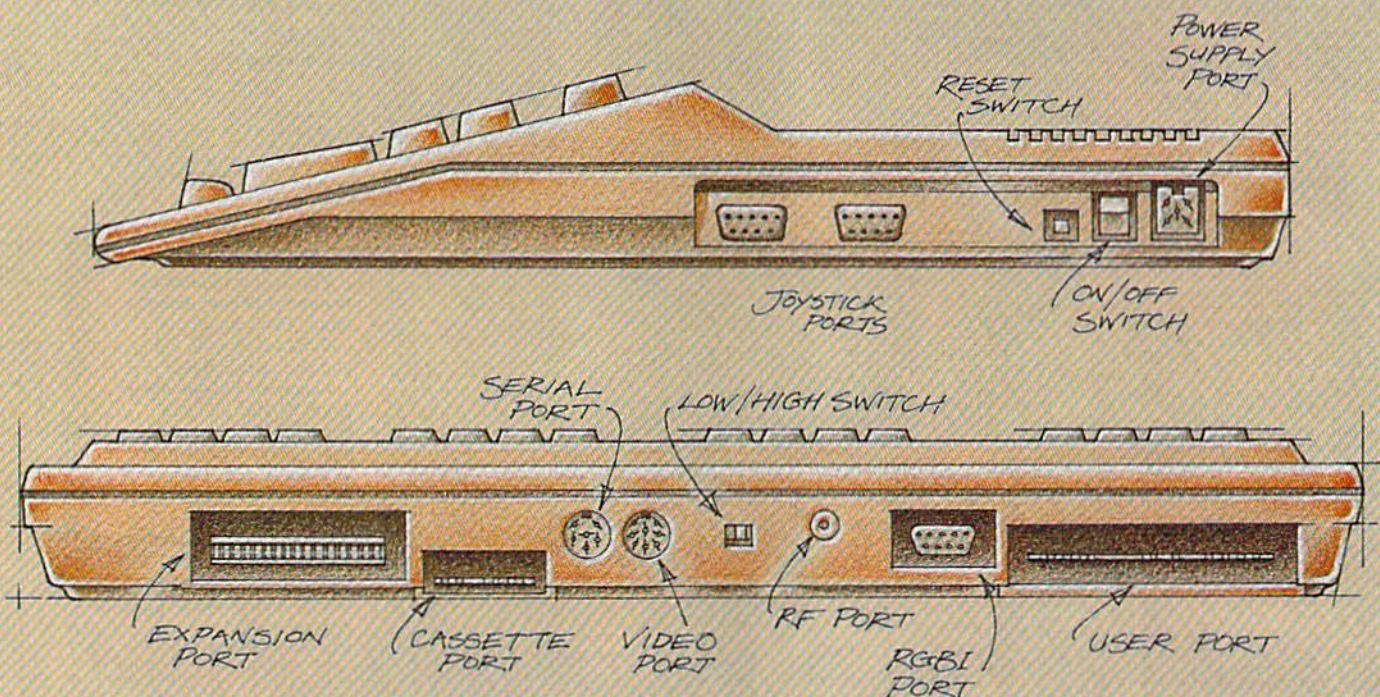
VISIT YOUR FAVORITE RETAILER . . .

For mail orders, enclose check or money order, plus \$2.00 shipping and handling, and specify machine version desired. Order by phone on Visa, MasterCharge or C.O.D. by calling 801/298-9077.

ACCESS SOFTWARE, INC. 2561 So. 1560 W. Woods Cross, UT 84087



# Using Commodore 64 Peripherals On The 128



## The Well-Connected Computer

Kathy Yakal,  
Assistant Features Editor

***If you're considering buying a 128 and have already spent a lot of money on peripherals for your Commodore 64, you may be concerned about compatibility. Will your old printer and monitor and disk drive suffice? For most applications, the answer is yes.***

Peripheral compatibility between the Commodore 64 and 128 is not as simple an issue as it was between the VIC-20 and 64, though, in most cases, the peripherals are interchangeable. The only real problems arise if you want to take full advantage of the 128's special features, like its 80-column screen and CP/M capability.

One of Commodore's prime objectives in designing the 128 was "to maintain hardware and software compatibility with the 64," according to preliminary technical documentation. With millions of active 64 users out there, and hundreds of popular software packages and peripherals in place, that certainly makes sense.

With one exception, the ports and switches on the 128 are identical to those found on the 64. Starting at the lower right side of the 128, let's move around counterclockwise and have a look at which peripherals work with the 128.

### Joystick Ports

Control ports 1 and 2, as they're labeled on the 128, read the signals sent to the computer by either switches or potentiometers (a potentiometer is like the dimmer switch in an overhead dining room light fixture). These signals are sent out from joysticks, paddles, trackballs, graphics tablets, light pens, and Commodore's new mouse, which is like an upside-down trackball.

There was a bit of an outcry when the Plus/4 and 16 were released because the machines' joystick ports were not compatible with existing joysticks. But any of the above that you might have purchased for your VIC or 64 will work on the 128.

### On/Off Switch

This has the same function as the 64, to turn on the computer. There's also a reset switch (not available on the 64) that works basically the same as the on/off switch.




(Hi. I'm from Baltimore. Where's the pharaoh?)

A sequel to the  
Award-Winning  
Seven Cities  
of Gold.

# Africa, 1890


Up that river lies  
the African  
Adventure of your  
imagination.

The mysterious Dark  
Continent. Where the  
mighty Kilimanjaro  
towers over the Source  
of the Nile. Where the  
Congo snakes through  
steaming jungles and the  
scorching Sahara sun  
bleaches men's bones.  
Africa. Where legends  
of secret treasure drive  
men mad with desire.  
And where an adventurer  
can still find glory and  
gold... or a lonely death  
far from home.




You have inherited  
a madman's diary  
... and his dream to  
find the tomb of  
an ancient pharaoh.

Ancient songs still sung  
by tribal historians contain  
clues to the hidden tomb  
of a fabulously wealthy  
pharaoh. The madman's  
last feverish words drive  
you onward: "I now know  
it does exist. I am so  
close, but so near death.  
If you hear no more from  
me, then warn those that  
follow: this is not a journey  
for the weak of spirit  
or dull of mind. Come  
prepared!"—H. Primm,  
May 21, 1889




## A Living Map of Africa

11 million square miles stuffed into your computer. Navigate 17 rivers. Hack through jungle and swamp. Sail to ten cities. Learn the ways of 22 tribes. Explore savannah, deserts and mountains. It's all geographically accurate.



## Follow Your Dreams

Set your course and go for it. The computer automatically maps your progress and keeps your journal. If you get lost, it can tell you "The River Nile." What it won't say is "about to get sucked over the Kabelega Falls."



## Decipher Native Clues

Local myths will help, if you can get the natives to talk. Enter their huts. Learn their customs. Pass out some bribes. The chief might tell you, "Look where the sun rises over the Childless Waters." Now try to figure it out.



ELECTRONIC ARTS™

**Specifications:** Available now for Commodore 64 & 128. Infinitely playable because the computer hides the tomb and treasure in new places each time you start. **How to order:** Visit your retailer or call 800-227-6703 for direct VISA or MasterCard orders (in CA call 800-632-7979). The direct price is \$32.95. To buy by mail, send check or money order to Electronic Arts, P.O. Box 306, Half Moon Bay, CA 94019. Add \$4 for shipping and handling. Allow 3-4 weeks for delivery. All E.A. products purchased direct have a 14-day "satisfaction or your money back" guarantee. For a complete catalog, send 50¢ and a self-addressed envelope to Electronic Arts, 2755 Campus Dr., San Mateo CA 94403.



## Power Supply Port

You can't use the original two-pin VIC-20 power supply on a Commodore 64 (although the newer VICs use the same seven-pin plug as the 64), and you can't use a 64 power supply on a 128 because of their different voltage and current requirements. The power supply is not really considered a peripheral—it's a standard accessory that comes with the machine.

## Expansion Port

Again, this is not really a peripheral port, since it's most often used for cartridge-based software. Many cartridges are auto-booting, meaning you plug it in, turn on the computer, and it boots itself up without a RUN or SYS command.

Though the 128 automatically starts out in 128 mode, it can detect the presence of a cartridge for the 64 and switch into 64 mode, allowing the cartridge to auto-boot.

Voice synthesizers, some of which plug into this port, could be considered peripherals. There appears to be no problem using them on the 128.

## Cassette Port

Two types of peripherals can be plugged into this port: the Commodore 64 Datassette and certain printer interfaces which draw power from one of the pins. A VIC or 64 Datassette is compatible (but not the cassette drive designed for use with the Plus/4 and 16) as are the printer interfaces.

## Serial Port

This port is also used for printer interfaces, as well as for disk drives. Both the 1541 and 1571 disk drive have two ports on the back: One receives the cable running from the computer, and the other can act as a substitute serial port for additional disk drives or printers. If you have both a printer and a disk drive, you plug the disk drive cable into the serial port of the computer and the printer cable into the back of the disk drive. The disk drive, in effect, relays commands from the printer to the computer and vice versa. Compatibility does not appear to be a problem, although you may have to turn off your printer before powering on or resetting the 128.

However, the speed of your drive will vary, depending on the

combination of computer/disk drive. The new protocol on the 1571 makes a combination of the 128/1571 very fast (and it's even faster when the 128 is in CP/M mode). Combinations of 64/1541, 64/1571, and 128/1541 all yield relatively slow transfer speed (300 characters per second in 64 mode, as opposed to approximately 2000 in CP/M mode).

Also, the 1571 can read double-sided disks, where the 1541 cannot. This may cause some software incompatibility in the future if developers create software that uses both sides of a disk.

## Video Port

This port, which sends a signal to either a composite or a monochrome monitor, is wired exactly the same on both the 64 and 128. Whatever you're using now with your 64 should work fine on the 128.

Commodore's 1660 modem also connects to the audio pin on this port in order to emulate touch-tone dialing sounds. It works with both machines.

## Low/High Switch

This switch is the same on both computers. It simply lets you choose which channel, 3 or 4, will receive a signal if you're using a TV for video display.

## RF Port

If you don't own a monitor, this is where you plug in your television. The cable that plugs into the TV/computer switch box plugs in here on both the 64 and 128.

## RGBI Port

This port does not exist on the 64. On the 128, it sends out two signals. Both allow for 80 columns, one in monochrome (black and white) and one in color.

If 80 columns in monochrome is good enough for you, you can continue to use either a composite monitor, like the 1701 or 1702, or a monochrome monitor. But if you want 80 columns in color, you'll need an RGBI monitor like Commodore's new 1901.

At least two companies have manufactured monitor cables that give you 80-column capability. Cardco's C128/80 (\$9.95) is a single cable that connects the 128's RGBI port to the video-in plug on a

monitor. To switch from 40 to 80 columns, you unplug the 40-column input before inserting the 80-column plug (or, if you have a Commodore monitor, you can use the front connections for 80-columns and the rear connections for 40, and flip the switch on the back of the monitor to go between the two screens). Microvation's 40/80 Switch (\$14.95) consists of a small switch box with three cables running out. One plugs into the monitor, and the other two connect to the 128: one into the video port and one into the RGBI port. By flipping the switch on the interface, you can switch between 40 and 80 columns. (For more information, contact Cardco, 300 S. Topeka, Wichita, KS 67202, or Microventions, 8920 Arcturus Way, San Diego, CA 92126.)


Unfortunately, there is no practical way to get 80 columns if you're using a television set.

## User Port

This port is used almost exclusively for plugging in direct-connect modems. The compatibility situation looks good here, as long as you are telecommunicating in 64 or 128 mode.

But the original release of CP/M for the 128 does not support telecommunications. This is not a problem with the hardware, but with the software. The upgraded CP/M release has reportedly corrected this, and includes a terminal program called MDM730, which should be compatible with all Commodore modems. (For further information, see "128 Update: An Improved CP/M" on page 38.)

**T**hough compatibility should create very few problems as you upgrade to a 128, you may run into some annoying minor problems. For instance, some software packages require you to plug a dongle (a small plastic box used for copy protection) into the user port before running the program. Because of the differences in the plastic casing of the 64 and 128, it may be difficult to plug in the dongle.

But remember, the 128 was designed to allow 64 owners to upgrade *without* having to sink a lot of money into new peripherals, and Commodore's plan appears to have been successful. 



# Why settle for less when you can have Mo?

Now with free  
**PLAYNET**  
software too!

## Mitey Mo turns your Commodore 64 into a telecommunications giant. It's the best-performing modem with upload/download.

Mitey Mo is being hailed as "the best price/performance communications package available." Its software has received the endorsement of the U.S. Commodore Users Group, which gives a money-back guarantee to members. It is truly the industry standard, and no wonder. It's the most user-friendly modem you can buy—it will take you online faster and easier than anything else.

Mitey Mo opens up a world of practical and exciting uses for your C-64. It lets you send and receive electronic mail, link up with community bulletin boards, play computer games with people in distant places, tap into library resources, and much more. All at your convenience.

Until Mitey Mo, Commodore's 1650 Automodem was the obvious choice when you went looking for a modem for your computer. Like Mitey Mo, it has "auto answer"—it receives data while unattended. And both modems are "auto dialers"—you dial right on the computer's keyboard. But that's about where the similarity ends.

Mitey Mo can dial up to 9

MODEM FEATURES	MITEY MO	COMMODORE AUTOMODEM
Auto Dial/Answer	YES	YES
Auto Redial	YES	NO
Smart 64 Software	YES	NO
Function Keys		
Programmable	YES	NO
Upload/Download		
Text & X-Modem	YES	NO
VT-52/VT-100 Emulation	YES	NO
Menu Driven	YES	NO
28K Software Buffer	YES	NO
Easy-to-Use Manual	YES	NO
Bell 103 Compatible	YES	YES
Multiple Baud Rates	YES	YES
Cable Included	YES	YES
Single Switch Operation	YES	NO
Warranty	3 years	90 days

### Some mighty interesting features—ours and theirs. Yours to decide.

numbers sequentially. But suppose you dial a number and find it's busy. Mitey Mo has "auto redial"—it hangs up and redials immediately until it gets through. With the other modem you have to redial each time—and somebody with auto redialing can slip in ahead of you.

Mitey Mo is menu driven. It lists the things you can do on the screen.

Select a number and you're on your way. Since Automodem isn't menu driven, you'll be hunting through the manual a lot.

With Mitey Mo, your computer's function keys are programmable—you can save yourself plenty

of keystrokes. Not so with the other modem. And only Mitey Mo lets you store data to review or print it later.

Mitey Mo has just one switch, the Smart 64 software does the rest. With the other modem you'll have to remember to check three switches, otherwise you may be answering when you mean to be originating.

Mitey Mo is half the size of the other modem. The very latest technology allows miniaturization and increased reliability, as well. Mitey Mo is so reliable, we gave it a full three-year warranty. The other modem gives 90 days, then you're on your own.

Not only will you find Mitey Mo mighty useful, you'll find it mighty reasonably priced. When you buy it, you'll get \$15 of CompuServe access time and 2 hours of PlayNet free, as well. See your dealer or call us directly to order your Mitey Mo.



Computer Devices Int'l  
1345-A2 Doolittle Drive  
San Leandro, CA 94577  
(415) 633-1899



# 128 Update:

## An Improved CP/M

Kathy Yakal, Assistant Features Editor

**C**ommodore 128 owners who may have been frustrated by certain limitations in the original CP/M software for their machines should be able to get a significantly improved version by the time they read this.

Commodore is planning to release an upgraded CP/M for interested 128 owners which will, among other things, allow downloading of CP/M files for use in the 128, storage in the 1571 disk drive, and hard copy printouts. Commodore sources indicate that the new CP/M version will offer Commodore RS-232 compatibility, will work with a new Commodore Xmodem terminal program, and will also make the keyboard scanning function slightly quicker.

Final details had not been nailed down by Commodore at press time, but indications are that the upgrade will be free (or perhaps for the cost of the disk itself and shipping/handling charges) to those who have purchased 128s. Owners can receive the upgrade by calling Commodore Customer Support. One source indicates that Commodore may even place the new CP/M telecommunications program in the public domain.

One of the reasons for the upgrade stems from the original CP/M's lack of any telecommunications capabilities. A tremendous amount of CP/M software is in the public domain and available through online bulletin boards, making telecommunications access almost a necessity for people who want to do more with CP/M.

For those relatively new to CP/M on the 128, CP/M stands for *Control Program for Microcomputers*.

Developed in 1975 by Gary Kildall for Intel's 8080 microprocessor, CP/M became the first disk-operating system (DOS) available. Kildall's company, Digital Research, later upgraded CP/M for the Zilog Z80 chip. In those days, most computers used one of the two chips, so software written for CP/M ran on most microcomputers. In fact, many early sales of the 6502-based Apple series were attributed to the availability of a Z80 plug-in card that let Apple owners run the substantial library of CP/M programs.

Obviously, there's been a lot of CP/M software out there for a long time, both commercial packages (many of which are business-oriented) and public domain programs. Much of it, but not all, runs on the 128.

**T**he Commodore 128 is not the first Commodore product that can run CP/M. Commodore sells a package for the 64 that includes a Z80 microprocessor on a cartridge and the CP/M operating system on disk.

Some CP/M software has been designed for it, but there are problems. CP/M requires heavy access to disk, so running it on the relatively slow 1541 means a lot of down time for the user. Also, most CP/M-based computers use a 64-or 80-column screen, as opposed to the 64's 40 columns. And since the 1541 disk drive can't read a CP/M disk, you're pretty much limited to just programming the Z80 chip, and not running commercial software. The 128 is a more suitable CP/M machine because of its 80-column screen and fast 1571 disk drive.

The CP/M disk that comes

with the 128 (Digital Research CP/M Version 3) includes the operating system and a few utilities to get you started. However, Commodore offers, for \$20, two more CP/M system disks and a large *System/User's/Programmer's Guide to CP/M* which details how to use and program that operating system. (You can get this by sending in the CP/M card that comes with your 128.) This extra information can be extremely helpful, especially if you want to do any programming.

The difference between Commodore 64 or 128 software and CP/M software is like the difference between Apple software and IBM software; the programs are configured to run within operating systems based on different microprocessors. There are word processors, games, educational pieces, spreadsheets, and software for many other applications, but they were written for another operating system, so will only run on a machine that uses it. You can run *PaperClip* on both an Apple and a Commodore, but you have to have the right version for your computer.

**W**hat works on the 128? That's the big question. The best way to find out is to test a variety of programs, and the 128 has hardly been available long enough to do extensive testing.

Commodore has released a list of commercial packages that will run in CP/M on the 128. The list—with product name, company, format, and description—includes:

- *WordStar* (MicroPro) Osborne I format recommended; a word processor.
- *SuperCalc* (Sorcim) Osborne I; a spreadsheet.



# TYMAC PRINTER INTERFACES GIVE YOU MORE FOR YOUR MONEY... And That's What It's All About



## **"The Connection"™ A Fully Intelligent Parallel Printer Interface for Commodore® Computers**

Now, TYMAC provides a parallel printer interface designed exclusively for Commodore Computers, including Commodore 64™, Commodore 128™, Plus/4™, Commodore 16™ and VIC 20®. TYMAC's "The Connection" gives you complete control over your printing capabilities and offers you top-notch quality, unequalled by other interfaces of its kind. "The Connection" is compatible with virtually all Commodore software.

"The Connection" makes your investment in a printer interface worthwhile. "The Connection" simply plugs into the serial disk port to ultimately produce refined, finished documents. TYMAC has applied leading computer technology to equip "The Connection" with two

modes: an emulation mode (imitates Commodore 1525 printers) and a transparent mode (information goes straight through—no interpretation). For a suggested retail price of only \$69.95 (non-Epson) or \$73.95 (Epson), TYMAC gives you the best printer interface available for your money.

With "The Connection," you can execute standard print commands (OPEN, PRINT#, and CLOSE) and create finished documents and graphics to your own specifications. Various options include column tabbing, dot tabbing, graphic repeat, dot addressable graphics, and more. Full printer self-test, LED status indicator, printer reset switch, skip over perf, margin set, and programmable line length give you maximum flexibility for optimum performance. "The Connection" also features a 2K buffer. "The Connection" is compatible with any parallel printer that is equipped with a standard Centronics interface, including Star, Riteman, Smith-Corona/Epson, Panasonic, BMC-80, Mannesman Tally, Olympia/Okidata, Canon/C. Itoh, NEC/Seikosha, Gorilla Banana/and Universal.

TYMAC backs "The Connection" with an outstanding reputation in the computer field since 1973. TYMAC tests every product 100% before it leaves the factory to guarantee flawless performance and the best value for your money. Each "Connection" comes with a full, one-year warranty. For information and literature about "The Connection," write or call TYMAC today. Or contact your local computer retailer to purchase "The Connection."



Established in 1973

**TYMAC CONTROLS CORPORATION**  
127 Main Street Franklin, NJ 07416 201-827-4050

Tymac is a registered trademark of Tymac Controls Corporation. Commodore, Commodore 64, Commodore 128, Plus/4, Commodore 16, and VIC 20 are registered trademarks of Commodore Electronics Limited.



- *dBase II* (Ashton-Tate) Osborne I and Kaypro IV; a database.
- *Spellguard* (Sorcim) Osborne I; a spelling checker.
- *Electric Webster* (Cornucopia) Osborne I; a word processing aid.
- *Punctuation Style* (Oasis Systems) Osborne I; a word processing aid.
- *Grammatik* (Aspen) Osborne I; a writing style analyzer.
- *Disk Doctor* (SuperSoft) Osborne I; a utilities package for recovering lost files from damaged disks.
- *MBasic* (Microsoft) Osborne I; a BASIC programming language.
- *The Perfect Series* (Commodore) Developed for the 128; several productivity packages.
- *Turbo PASCAL* (Borland International) Kaypro IV; a Pascal programming language.
- *Zork* (Infocom) Format uncertain; a text adventure series.

There are certainly many other programs that will work. But discovering what will and won't be compatible can be a bit frustrating. One way to go about finding even more programs is to find a dealer

who will let you do some checking before you purchase the program.

If you don't regularly use CP/M software on a different computer at work or home, and don't want to spend money just to see what's available, you still have access to thousands of CP/M programs in the public domain. If there's a CP/M user group in your area (or a user group for a specific CP/M machine, like Osborne or Kaypro), you might want to attend a meeting to see what's in their library. Local newspapers and other community service publications often list meeting times for such activities; you could also check with the computer science department of a local high school or college to see if such a group meets.

In addition, there are hundreds of CP/M bulletin board systems across the country. To find one in your area, call the Peoples' Message Service, an electronic bulletin board, at (619) 444-7006 (Password: PAMS) and either search in your area code or download the list of CP/M bulletin boards from

around the nation. Many online information services, like CompuServe and The Source, have Special Interest Groups (SIGs) online that offer public domain software.

Remember, however, that the initial release of CP/M for the 128 doesn't "recognize" modems, which means you can't telecommunicate while operating in CP/M mode. As mentioned above, the addition of telecommunications capability is one of the changes that Commodore has announced for the new CP/M version.

In the meantime, there are programs on CompuServe and several BBS's that make it possible to copy programs downloaded in 64 or 128 mode to CP/M format. (One such board in the Atlanta area can be reached at 404-995-0182.) The process involves downloading one of these conversion programs, then downloading a CP/M program while in 64 or 128 format on a regular disk. After disconnecting from the network, you load the conversion program, and it will copy the downloaded program to a CP/M disk in CP/M format.

# From the designers of ELIDON

NOW AVAILABLE IN NORTH AMERICA

## ELECTROSOUND

Turn your Commodore 64\* into a powerful synthesiser

- 50 preset sounds
- 24 percussion sounds
- 8 octaves
- 5 types of modulation, compete with 35 page manual.

PRICE: U.S. \$30.00  
CDN. \$40.00



## THE HELLION

Battle against 101, yes 101 insane levels of marauding aliens. Traffic lights, ducks and half eaten fish are all part of this wonderful tongue-in-cheek shoot-em down game.

PRICE: U.S. \$15.00  
CDN. \$20.00

\*Commodore 64 is a trademark of Commodore Electronics Ltd.

ELECTROSOUND No. of Copies \_\_\_\_\_ Disc  Cass   
 THE HELLION No. of Copies \_\_\_\_\_ Disc  Cass   
 PLEASE PRINT AMOUNT ENCLOSED \$ \_\_\_\_\_  
 NAME \_\_\_\_\_  
 ADDRESS \_\_\_\_\_  
 CITY \_\_\_\_\_ ZIP OR POSTAL CODE \_\_\_\_\_

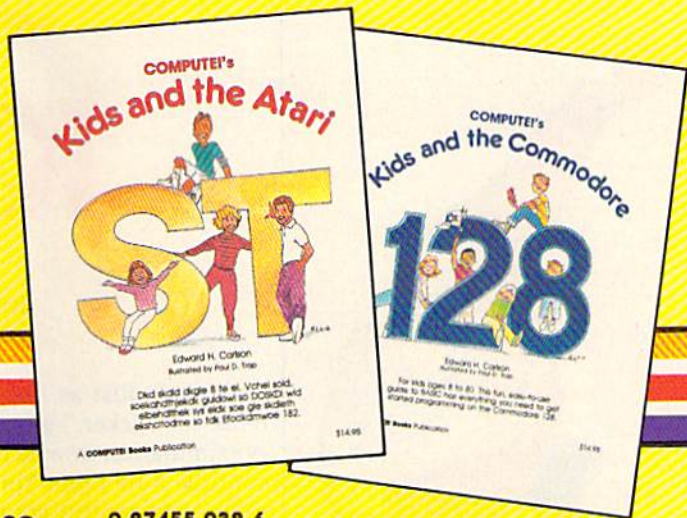


PLEASE SEND CHECK OR MONEY ORDER TO:  
 ORPHEUS  
 BOX 333, ELMIRA, ONTARIO, CANADA N3B 2Z7



NEW

# COMPUTE! Books For Kids



Help your children learn the basics of computer programming with these two new entertaining and educational books from COMPUTE!.

0-87455-038-6

\$14.95

0-87455-032-7

\$14.95

Each book contains easy-to-follow instructions, programming examples, quick reviews, and colorful illustrations. Written in COMPUTE!'s clear, easy-to-understand style, the books offer hours of entertainment while helping kids (and adults) learn to program in BASIC.

If you're acquainted with BASIC, you can easily write your own games and applications on Atari's ST or Commodore's 128 computers. Over 30 sections—all with instructor notes, lessons, assignments, and lively illustrations—entertain and amuse as you learn to use these powerful computers. COMPUTE!'s *Kids and the Atari ST* and COMPUTE!'s *Kids and the Commodore 128*, in the bestselling series from author Edward Carlson, are gentle introductions to programming your new computer. Clear writing and concise examples, both trademarks of this series, make it easy for anyone—child or adult—to learn BASIC painlessly.

Look for these and other books from COMPUTE!  
at your local book store or computer store. Or order directly from COMPUTE!.

To order, call toll free in the US 1-800-346-6767 (in NY 212-265-8360) or mail the attached coupon with your payment to COMPUTE! Books, P.O. Box 5038, F.D.R. Station, New York, NY 10150.

Please send me the following COMPUTE! books. My payment is enclosed.

\_\_\_\_\_ **COMPUTE!'s Kids and the Commodore 128**, (032-7) \$14.95 each

\_\_\_\_\_ **COMPUTE!'s Kids and the Atari ST**, (038-6) \$14.95 each

ALL ORDERS  
MUST BE  
PREPAID IN  
U.S. FUNDS

Subtotal \_\_\_\_\_

NC residents add 4.5% sales tax \_\_\_\_\_

Shipping and handling per book  
(In U.S. and surface mail, \$2.00 per  
book; airmail, \$5.00 per book.) \_\_\_\_\_

Total amount enclosed \_\_\_\_\_

- Payment enclosed (check or money order)  
 Charge  MasterCard  Visa  American Express

Account No. \_\_\_\_\_ Exp. Date \_\_\_\_\_ (Required)

Name \_\_\_\_\_

Address \_\_\_\_\_

City \_\_\_\_\_

State \_\_\_\_\_ Zip \_\_\_\_\_

Please allow 4-6 weeks for delivery.

**COMPUTE!** Publications, Inc.

One of the ABC Publishing Companies  
825 7th Avenue, 6th Floor, New York, NY 10019

Publishers of COMPUTE!, COMPUTE!'s Gazette, COMPUTE!'s Gazette Disk, COMPUTE! Books, and COMPUTE!'s Apple Applications

COMPUTE! books are available in the U.K., Europe, the Middle East, and Africa from Holt Saunders, Ltd., 1 St. Anne's Road, Eastbourne, East Sussex BN21 3UN, England and in Canada from Holt, Rinehart, & Winston, 55 Horner Avenue, Toronto, ON M8Z 4X6.



# KICKER

John Krause and Mark Tuttle

Defense is just as important as offense in "Kicker," a two-player soccer simulation in which each player controls nine men. You need quick reflexes to protect your goal and to drive the ball toward your opponent's goal.

The game is written entirely in machine language. "MLX," published frequently in COMPUTE!'s GAZETTE, is required

to type it in. After loading and running MLX, answer the prompts for starting and ending addresses with 0801 and 0E28, respectively. Type in Kicker and save it to tape or disk. To run it, type LOAD "filename",8 (disk) or LOAD "filename",1 (tape) and RUN.

## Speed And Endurance

Plug a joystick in each port. Before beginning play, you must select a speed. You're prompted to press S, M, or F (Slow, Medium, or Fast). Slow is the recommended level to start with so that you can get a good feel for the game, although the medium speed is probably the level you'll choose most often. Here, the speed is competitive and your wrists may last for the entire game. The Fast level should be attempted only by diehard Kicker fanatics.

Player one, the blue team, and player two, the red team, control three rows of three men each. But each player can access only one row at a time. Move the joystick up to select the top row, down to select the bottom row, or leave it centered for the middle row.

After choosing a row, you can move the joystick left or right to shift the entire row and get your men into position to kick the ball.

When the ball comes near one of your men, press the fire button to kick the ball in the direction of your opponent's goal. (The game is designed so that you can kick the ball only in the direction of your opponent's goal. You can't accidentally kick the ball into your own goal.) Kicking the ball requires split-second timing. Holding down the fire button won't do. You must press the fire button at the moment the ball comes in contact with your player. Otherwise the ball will continue past your player. Remember, selecting a row will not allow you to kick the ball. You must activate the row by pressing the fire button.

When a row is inactive (the fire button is not pressed or you do not control that row) the men are represented by three dots. Use the row



Player 2 (red) is about to be scored on again in "Kicker."


of men nearest your goal to block shots by your opponent. The scores of both players are displayed at the top of the screen. After each goal, a bell sounds and a red or blue light, representing the color of the scoring team, flashes in the goal area. The ball is placed in the center of the field at the beginning of the game and after each goal. The first player to score nine goals is the winner. See program listing on page 114.

**There's no such thing as luck in this fast-paced two-player soccer simulation for the Commodore 64 and 128 (in 64 mode). Two joysticks are required.**



*John Krause*





# THE DECATHLON OF SPORT AVIATION!!

NOW — accept the challenge of ten acrobatic jet maneuvers — including precision Rolls and Loops, high performance Immelmans, and the death defying Inverted Ribbon Cut! AcroJet is a sophisticated, advanced flight simulator that provides all the excitement and thrills of flying your own BD5-jet! Challenge yourself — challenge your friends! One to four players can compete in this heart-stopping Decathlon.

## AcroJet

THE ADVANCED FLIGHT SIMULATOR



AcroJet is now available for Commodore 64/128 computers for a suggested retail of \$34.95. Coming soon for the Apple II family, IBM PC/PC Jr., and Atari XL/XE.


Call or write for specific machine availability, and for MC/VISA orders.



Experience the reality of these other great simulations from MicroProse:



Daring Attack Helicopter Action in the AH-64 APACHE!



Exciting World War II Submarine Action in the Pacific!



You are in Command — Dien Bien Phu to the Fall of Saigon!

# MICRO PROSE

SIMULATION • SOFTWARE

120 Lakefront Drive Hunt Valley, Maryland 21030 301-667-1151

COMMODORE 64/128, ATARI, APPLE, and IBM are registered trademarks of Commodore Business Inc., Atari Inc., Apple Computer Inc., and International Business Machines Inc., respectively.

AcroJet and other exceptional simulations from MicroProse are available at Sears, K Mart, and other fine distributors of computer software.



Ron Wilson

Like a bowl of alphabet soup, the "Lexitron" screen appears to be just a jumbled mass of letters. Can you find the ten hidden words before time runs out? A challenging game with three skill levels for the Commodore 64, 128, Plus/4, and 16. A joystick is required.

If you enjoy the hidden word games often found in newspapers and magazines, you'll like "Lexitron." But unlike the ones done with pencil and paper, Lexitron adds a few twists. There's a time limit, and you can select one of three difficulty levels.

The game is written entirely in BASIC for the Commodore 64 and 128 (in either 64 or 128 mode). After typing it in, be sure to save a copy. If you're planning to run it in 128 mode on the 128, add this line to make sure the POKEs go to the right bank of memory:

```
10 BANK 15
```

Plus/4 and 16 users should substitute the following lines in the 64 version:

```
140 VOL8
150 SC=3322:CD=-1024:BC=65301:
    W=241:BL=241:SB=65286:CS=
    255
160 Z=1339:A1=0:A2=6:A3=2:A4=5
    0:A5=0:A6=102:COLOR4,1
410 J=JOY(1):RETURN
480 SOUND 1,262,10:SOUND 1,453
    ,20
540 SOUND 1,453,10:SOUND 1,262
    ,20
630 FORA=100TO500STEP20
```



An example of level 2 play. Note that the words found are in reverse spelling order.

```
640 SOUND1,A,3:SOUND2,A-3,3:NE
    XT
```

Be especially careful when typing in the DATA statements in lines 1200 and 1210. These lines hold the word pool from which Lexitron selects.

### Up, Down, Left, And Right

To play Lexitron, load it and type RUN. Be sure to have a joystick plugged into port 2 (port 1 for the Plus/4 and 16 version). First, you'll be asked to select one of three skill levels. Level 1 is the easiest, with all the hidden words spelled left to right or top to bottom. Level 2 is

more difficult. Besides forward spellings, words are also formed in their reversed spelling order (from right to left or bottom to top). Level 3 is the most difficult, with words spelled diagonally and both forward and reversed diagonal words being formed. You might want to stay clear of level 3 until you've played a few times.

After you've selected a skill level by moving your joystick to the level by the appropriate number, press the fire button. The screen will clear for a few seconds while the game words are being selected and hidden. But don't leave your seat—the timer starts as soon as the game appears on the screen.

Using your joystick, move the cursor to the word you've found, and press the fire button on each letter until you complete the word. Each time a correct letter is registered, the time level, which moves from top to bottom, is pushed back toward the top. Avoid guessing letters by trial and error. Wrong entries only reduce the amount of time.

All valid game words are at least six letters long. This rule is in force so that accidental (and sometimes humorous) letter combinations do not cost you time and effort. You'll often see words like MAN, CAR, SEE, or TRY, but Lexitron does not recognize them. Also be aware of letter additions. For example, Lexitron may choose and



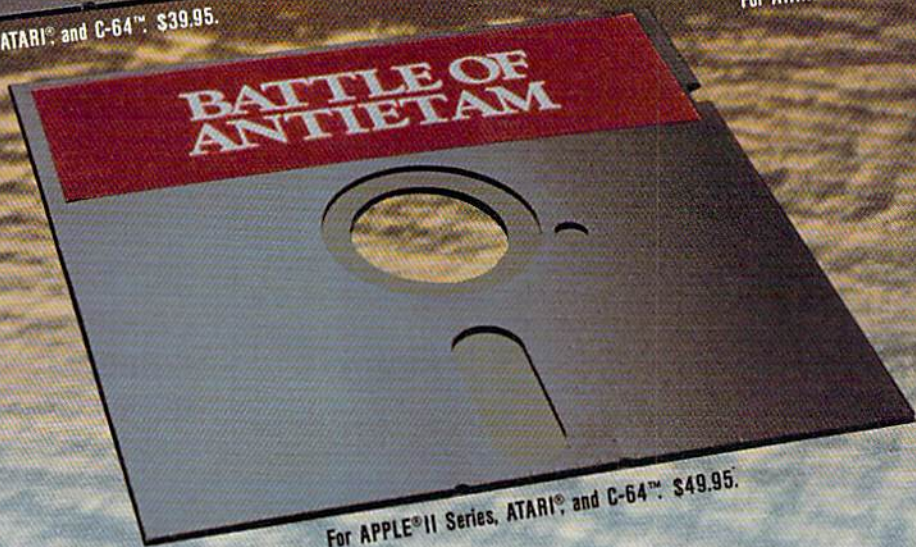
# SSI Time Machines



For APPLE® II Series, ATARI®, and C-64™: \$39.95.



For ATARI® and C-64™: \$39.95. APPLE® version available Jan. 1, 1986.



For APPLE® II Series, ATARI®, and C-64™: \$49.95.

## Destination: The 19th Century

Slip any one of these game disks into your computer, and you'll be transported back in time to the 1800's, to relive three of the most exciting periods of that century.

**SIX-GUN SHOOTOUT™** will take you back to the wild, wild West, where you'll recreate the famous gun battles of such heroes/outlaws as Billy the Kid, the Earp brothers, Bat Masterson and Doc

Holliday. Imagine all the best westerns you've ever read about or seen...this action-packed game lets them come true!

**BATTLE OF ANTIETAM™** brings back one fateful day, September 17, 1862, when the Gray and the Blue clashed so fiercely that it came to be the bloodiest day of the Civil War. This grand-tactical simulation is so detailed, combat is resolved down to the individual

soldier. Beginner, Intermediate and Advanced Games are provided so wargamers of all levels can try their hands at rewriting history.

**COLONIAL CONQUEST™** spans the late 1800's and early 1900's that marked the Age of Imperialism. This fun and easy-to-play game of global domination puts you in charge of one of six colonial powers — the U.S., Great Britain, Germany, France, Russia, and

Japan. Your goal: To conquer the world any way you can — through subversion, espionage, or sheer military muscle.




To pick up these tickets to the past, you'll need to see your time travel agency today. (It's cleverly disguised as your local software/computer or game store.)

If there are no convenient stores near you, VISA & M/C holders can order our time machines directly by calling **800-227-1617, ext. 335 (toll free)**. In California, call 800-772-3545, ext. 335.

Please specify computer format and add \$2.00 for shipping and handling.

To order by mail, send your check to: STRATEGIC SIMULATIONS, INC., 883 Stierlin Road, Bldg. A-200, Mountain View, CA 94043. (California residents, add 7% sales tax.) All our games carry a "14-day satisfaction or your money back" guarantee.

**WRITE FOR A FREE COLOR CATALOG OF ALL OUR GAMES.**



©1985 by Strategic Simulations, Inc. All rights reserved.



STRATEGIC SIMULATIONS, INC.





When time has expired, the computer displays the hidden words in black.

hide the word AMERICA, but by chance the letter following could be an N, thus AMERICAN. Lexitron may not recognize the extra N.

### Easy Modifications

The Lexitron vocabulary words are coded so that players cannot list the program and get an illegal sneak preview. If you wish to add your own words to the program, the code is simple. Each letter represents the letter which alphabetically follows. For example, the letter A is coded as B. ABACUS would be coded as BCBDVT. If you decide to add your own words, start with a

new line—1220—and remember that all words must be at least six letters long. Be sure the last word in the list is FOE (the word END in code). This signals to the program that it's reached the end of the word list. You might want to consider using words with the letters X, Z, or the Q-U combination. A sharp player can spot words with those letters in seconds.

If you find that Lexitron is too easy or too difficult, you can change the value .009 in line 330. This controls the timer. Raising and lowering this value will change the allotted time, thus the difficulty of the game. A value less than .009 (such as .007) makes the game easier, and, conversely, increasing the value makes it more difficult.

There are a few strategies to consider when playing Lexitron. For instance, in some cases it's not to your best advantage to enter a word as soon as you find it. If you have trouble finding some of the hidden words, Lexitron sometimes provides a clue by flashing a word at the bottom of the screen.

See program listing on page 115. ●

### COMPUTE!'s Gazette Subscriber Services

Please help us serve you better. If you need to contact us for any of the reasons listed below, write to us at:

**COMPUTE!'s Gazette**  
P.O. Box 10957  
Des Moines, IA 50340

or call the Toll Free number listed below.

**Change of Address.** Please allow us 6-8 weeks to effect the change; send your current mailing label along with your new address.

**Renewal.** Should you wish to renew your Gazette subscription before we remind you to, send your current mailing label with payment or charge number or call the Toll Free number listed below.

**New Subscription.** A one-year (12-month) U.S. subscription to *COMPUTE!'s Gazette* is \$24 (2 years, \$45; 3 years, \$65. For subscription rates outside the U.S., see staff page). Send us your name and address or call the Toll Free number listed below.

**Delivery Problems.** If you receive duplicate issues of *COMPUTE!'s Gazette*, if you experience late delivery, or if you have problems with your subscription, please call the Toll Free number listed below.

**COMPUTE!'s Gazette**  
**1-800-247-5470**  
**In IA 1-800-532-1272**

For the last two years, many software vendors have tried to make a disk utility more revolutionary than DI-SECTOR V2.0.

Now someone finally has!

## DI-SECTOR V3.0

- ★ Unprotected disk copier archives disks in 48 seconds with verify!
- ★ Protected disk backup archives the latest disks in only 1 minute!
- ★ All copiers work with one or two 1541 disk drives.
- ★ Ultra fast file copier will copy between 1541, MSD, SFD 1001, hard disk drives, etc.
- ★ Full featured sector editor allows modification of sectors in ASCII, HEX & Assembler.
- ★ Powerful machine language monitor allows debugging of drive & computer code!
- ★ Block identifier utility allows the viewing of half-tracking, density switching, etc.
- ★ DI-SECTOR diskette NOT PROTECTED for unlimited archival backups!!
- ★ All these features, and more for only \$39.95!

When updating by mail:  
(UPDATES NOT ACCEPTED WITHOUT THE RETURN OF MASTER DISK)  
★ \$5.00 + 4.00 s/h  
★ \$5.00 + 5.00 COD orders  
★ Shipping costs outside USA \$6.00  
★ Calif. residents add 6% sales tax  
★ VISA or Mastercard accepted

... WRITE OR PHONE ...  
**STARPOINT SOFTWARE**  
122 S. Broadway Yreka, CA 96097 (916) 842-6183

When ordering by mail:  
★ \$39.95 + 4.00 s/h  
★ \$39.95 + 5.00 COD Orders  
★ Shipping costs outside USA \$6.00  
★ Calif. residents add 6% sales tax  
★ VISA or Mastercard accepted



# Copies of articles from this publication are now available from the UMI Article Clearinghouse.

For more information about the Clearinghouse, please fill out and mail back the coupon below.

## UMI Article Clearinghouse

Yes! I would like to know more about UMI Article Clearinghouse. I am interested in electronic ordering through the following system(s):

- DIALOG/Dialorder       ITT Dialcom  
 OnTyme                       OCLC ILL Subsystem  
 Other (please specify) \_\_\_\_\_  
 I am interested in sending my order by mail.  
 Please send me your current catalog and user instructions for the system(s) I checked above.

Name \_\_\_\_\_

Title \_\_\_\_\_

Institution/Company \_\_\_\_\_

Department \_\_\_\_\_

Address \_\_\_\_\_

City \_\_\_\_\_ State \_\_\_\_\_ Zip \_\_\_\_\_

Phone (\_\_\_\_) \_\_\_\_\_

Mail to: University Microfilms International  
300 North Zeeb Road, Box 91 Ann Arbor, MI 48106

# It Talks! It Recognizes! It Writes Music! and more . . .



**THE AMAZING VOICE MASTER®**  
Speech and Music Processor

- Your computer can talk in your own voice.** Not a synthesizer but a true digitizer that records your natural voice quality—and in any language or accent. Words and phrases can be expanded without limit from disk.
- And it will understand what you say.** A real word recognizer for groups of 32 words or phrases with unlimited expansion from disk memory. **Now you can have a two way conversation with your computer!**
- Easy for the beginning programmer** with new BASIC commands. Machine language programs and memory locations for the more experienced software author.
- Exciting Music Bonus** lets you hum or whistle to write and perform. Notes literally scroll by **as you hum!** Your composition can be edited, saved, and printed out. You don't have to know one note from another in order to write and compose!

Based upon new technologies invented by COVOX. One low price buys you the **complete system**—even a voice controlled black-jack game! In addition, you will receive a subscription to COVOX NEWS, a periodic newsletter about speech technology, applications, new products, up-dates, and user contributions. **You will never find a better value for your computer.**

**ONLY \$89.95** includes all hardware and software. For telephone demonstration or additional information, call (503) 342-1271. FREE audio demo tape and brochure available. Available from your dealer or by mail. When ordering by mail add \$4.00 shipping and handling (\$10.00 for foreign, \$6.00 Canada).

The Voice Master is available for the C64, C128, all Apple II's, and Atari 800, 800XL and 130XE. Specify model when ordering.

For Faster Service on Credit Card Orders only:

**ORDER TOLL FREE 1-800-523-9230**



**COVOX INC.** (503) 342-1271  
675-D Conger Street, Eugene, OR 97402  
Telex 706017 (AV ALARM UD)



# simple answers to common questions

Tom R. Halfhill, Staff Editor

Each month, COMPUTE!'s GAZETTE tackles some questions commonly asked by Commodore users. If you have a question you'd like to see answered here, send it to this column, c/o COMPUTE!'s GAZETTE, P.O. Box 5406, Greensboro, NC 27403.

**Q.** I've hooked up my Commodore 64 to a stereo system by attaching one end of a length of audio/video cable to a five-pin DIN plug which connects to the audio/video jack on the back of the 64. With this type of hookup, is it possible to record any music from the computer onto cassette? A friend told me that if you connect a stereo cassette deck to the amplifier, you can record any sound produced by the computer in stereo on a cassette. I have many music programs for my 64 that I'd love to record on tape.

**A.** You can indeed record any computer sounds from your 64 on tape with this setup, but they won't be in stereo. The Commodore 64 audio output is monophonic. To make sure the computer sound is recorded on both stereo channels of the tape, though, you should split the 64's audio output with a Y-adaptor (available at nearly any electronics store, such as Radio Shack). Plug the two ends of the Y-adaptor into the left and right auxiliary inputs on your stereo amplifier or receiver (TAPE INPUT or TAPE MONITOR jacks also work). At this point, the amplifier/receiver sees the computer as just another signal source, like a turntable, tape deck, tuner, or compact disc player. To record computer sounds on cassette, follow the same procedure you use for taping records or anything else—switch the selector on the amplifier/receiver to the signal source you want to record (in this

case, AUXILIARY), and start the recorder.

The Commodore 64 puts out a fairly pure audio signal, but it can be improved if your stereo system includes an equalizer. You can filter out any high-frequency hissing or whistling, and boost the bass. If your equalizer and cassette deck are connected to the amplifier/receiver's tape monitor loop, you can even capture this equalization on tape.

If you really want "stereo" sound from your 64, you can route the computer's audio output through an outboard stereo synthesizer. These synthesizers are generally intended for converting TV audio into simulated stereo, but they'll work with nearly any audio signal. We've also produced some rather bizarre sounds by sending computer audio through special-effects devices made for electric guitars, such as stereo chorus boxes, phase shifters, and fuzz distorters.

**Q.** Is it possible to use the Amiga high-resolution monitor and disk drive with the Commodore 64 and 128?

**A.** The Amiga color monitor works with the Commodore 64 and 128, but the disk drive does not.

The Amiga monitor that was shipped last fall appears to be an enhanced version of the Commodore 1902 monitor introduced for the 128. It has all the features of the 1902—including digital RGB (red-green-blue) input and composite video input—plus an analog RGB input for the Amiga. That means it will work with virtually any personal computer on the market. You'd plug a Commodore 128 into the composite input (for 40 column mode) and digital RGB input (for 80 columns), or you'd plug a Commo-

dore 64 into the composite input. The Amiga monitor even has separate composite video—that is, separate chroma and luma inputs—similar to the rear connections on the Commodore 1701, 1702, and 1902 monitors.

However, at this writing (early November) the Amiga monitor is nearly impossible to obtain. We hear that Commodore is redesigning it to include twin speakers and audio inputs for stereo sound. The Amiga computer has true stereo sound output, but the current Amiga monitor has only one speaker and a single audio input.

**Q.** I use an excellent-quality, small color TV with my Commodore 64. When the computer and TV are turned on, there is constant movement of vague images on the screen—a rippling effect like a curtain, first from one corner, then another. Can you help me solve this irritating problem?

**A.** Assuming that your TV is in good order, this sounds like a common case of RFI (radio frequency interference) from the computer. All computers emit RFI to some degree, and TVs vary in their susceptibility. Even disk drives and other peripherals emit RFI, because they contain computers, too. You can experiment with several solutions: Move the TV further away from the computer and peripherals; make sure the cable connecting the computer and TV is the shielded type and is no longer than necessary; collapse the TV's rabbit-ear antenna when using the computer; and plug the TV and computer into wall outlets which are wired on separate circuits. You can also buy RFI filters which plug in between the TV's power cord and the wall outlet. None of these things may help, but they're worth a try. ●




Get more out of your Commodore with

# COMPUTE!'s GAZETTE

FOR COMMODORE PERSONAL COMPUTER USERS

## More fun



Martian Prisoner, The Viper, Skydiver, Snake Escape, Demon Star, Cyclon Zap, and Oil Tycoon are just a few of the ready-to-run games you'll find exclusively in *COMPUTE!'s Gazette* each month. Just type in the programs and watch your screen explode with colorful new computer game excitement.

## More challenge


Ready to tackle more advanced projects? In *COMPUTE!'s Gazette*, you'll learn how to use tape and disk files, how to program the function keys, writing transportable BASIC, how to make custom graphics characters, new ways to enliven programs with sound, one-touch commands for the 64, how to use machine language, speeding up the VIC-20—and much more!

Children will learn and develop new skills with States & Capitals Tutor, Wordmatch, Munchmath, Wordspell, Connect the Dots, Aardvark Attack, and Alfabug. Computing for Kids, a regular monthly feature, will uncover new ways to involve your children in computing.



## More programs

Programs to help you balance your checkbook, store your addresses, keep tax records, manage your personal business. You can create your own programs and games, improve your word processing, spreadsheets, and data base management, load and run faster with 64 Searcher, VIC/64 Program Lifesaver,



Quickfind, Word Hunt, Disk Menu, VIC Timepiece, The Automatic Proofreader and more.



## More buying guidance

You'll profit from comprehensive reviews of everything from data-quality cassette tapes to software to graphics plotters and modems. Virtually anything that's compatible with your Commodore is reported on in *COMPUTE!'s Gazette*. With this kind of expert help, every computer purchase you make can be the right one!

## Order now

All you do is mail the postpaid card bound into this issue. But don't delay! Subscribe now to start receiving every issue of *COMPUTE!'s Gazette*.

For Faster Service  
Call Toll-Free  
1-800-346-6767



Charles Brannon  
Program Editor

From what's been written about the Amiga, it would seem obvious that the Commodore Amiga is "better" than the Commodore 64, but the gap that seems to separate the 64 from the Amiga may not be so wide as you think. When you're looking at any new computer, beware of "show off" demonstration programs. Very often these programs are contrived examples of the computer's power. You may remember the early claims and demo programs made for the 64 that claimed you could get up to 64 sprites on the screen. With very tricky programming, that's true; but almost no software for the 64 uses more than eight sprites.

One of the Amiga's powerful features is its hardware-assisted memory move circuitry, the *blitter*. The blitter can move any piece of memory to any other place, even modifying the data as it's copied, while the main processor, the 68000, continues to work. This capability is stunningly demonstrated with an Amiga program called "Boing," which animates and rotates a huge checkered ball. "Boing" has become a symbol of the Amiga, with the bouncing checkered ball featured prominently in many ads.

Moving a large object like the ball is impressive, but the way the ball smoothly rotates on its axis is the truly amazing part. By looking at the graphics screen before the program was finished initializing the ball, I realized that Boing "cheats." It doesn't actually rotate the ball using multiple shapes or some kind of high-speed 3D trigonometry. Although only two colors are used for the red and white checkered ball, the ball is divided into dozens of colored slices. It's as if you took an orange and separated it into thin sections. The peel of

each section would be a different color. And by rotating just the colors, by changing the colors of the slices, the colors seem to move around the ball, making the ball appear to rotate. This technique is not new, nor is it limited to computer graphics; movie marquees and neon signs can give the impression of movement when selected lights are turned on and off.

On the 64, color rotation normally doesn't make sense. If you draw something green, it is green. To change a green box into a blue box, you'd have to overwrite the green box with a new blue box, redrawing the entire shape, or at least changing sections of color memory. Even in machine language, redrawing large shapes can be too slow for smooth motion. However, some colors on the 64 are indirect. If you POKE to the background color, for example (POKE 53281,1), the background color instantly changes—you don't have to redraw the screen. The two additional colors in multicolor mode, and all sprite colors behave the same way. If you change a sprite color register, the sprite's color changes instantly—you don't have to redefine a sprite to change its color.

If the Amiga can do it, so can the 64. My program, called "Bounce," is an attempt to emulate the Amiga "Boing" demo. Seven sprites are used to draw the ball, and the eighth is used for the ball's shadow. Each of the first seven sprites is one wedge of the ball. The colors for the ball are defined in line 300 of Program 1. The pattern creates a red ball with two thin white bands. Program 2 rotates the colors during the interrupt (in the background) while BASIC runs. It lets BASIC simply POKE to a horizontal register and a vertical register to instantly move all eight sprites to any new location. A speed register controls the rate of rotation, and a direction register controls whether

the ball spins to the left or to the right. So rotating the ball, as on the Amiga, uses only a small part of the 64's total processing power. A slow language like BASIC is plenty fast enough to move the ball, with machine language doing much of the work in the background.

The sound effect is particularly interesting, and credit is due to our resident SID chip expert, Phil Nelson, assistant editor of COMPUTE! magazine. He created a sound effect that combines the low pitch of a pulse wave with the sharp sound of white noise to get a combined sound that's an effective boom. The SID filter is employed to accentuate the bass and filter out the hiss of the white noise, giving a deep, enclosed boom, as if a large ball really was bouncing in a small room. However, not all SID chips sound the same, particularly where the filter is concerned. If your boom sounds bad, you may want to change the last two numbers in line 240 from 245,47 to 0,15 to disable the filtering.

The Amiga demo seems to make the claim that rotating a large object smoothly is something inherently possible only on the Amiga. Although Amiga's "Boing" is certainly more sophisticated, I think the 64 program admirably competes. The underlying trick, color rotation, although more powerful and subtle with the Amiga's 32 color registers as compared to just eight sprite color registers, works well on both machines. So when an Amiga fan (and I'm one) shows off his computer and attempts to denigrate the 64 or 128, just remind him that all computers are more or less equal—some are just *different* than others.

### Typing In "Bounce"

Program 1 is the main program that loads in the machine language (Program 2) and the sprite shapes (Program 3—which is not actually



a program). Type in Programs 2 and 3 with MLX. Use a starting address of C000 and an ending address of C0EF for Program 2, and save it to disk as "SPROT.OBJ". For program 3, use 3E00 for the starting address, 3FFF for the ending address, and save it as "IMAGES". To start the demo, just run Program 1. It automatically loads the other programs. Tape users will have to change the eights to ones in lines 120 and 130 and make sure the programs are saved in the correct order.

If you want to use this bouncing ball in your own program, experiment with the color table in line 300. If you change it to 0,9,9,9,0,9,9,11 you'll get something that looks like a basketball. You can use the variables defined in line 180 to control the ball. SYS INIT starts the ball rotating; SYS OFF stops the rotation and disables the special interrupt. POKE a number from 0 to 255 into XP (X-position) and YP (Y-position) to change the position of the ball. POKE DIR with either 1 for left-to-right rotation or 255 for right-to-left rotation. And POKE SPEED to control the rate of rotation, from 0 (fastest) to 3 (slowest usable speed).

### Program 1: Bounce

```

FA 100 REM BOUNCER V1.0
KP 110 IF PEEK(49152)=76 AND A
      =0 THEN SYS 49155:GOTO
      {SPACE}140
MS 120 IF A=0 THEN A=1:LOAD "S
      PROT.OBJ",8,1:REM LOAD
      {SPACE}MACHINE LANGUAGE
PK 130 IF A=1 THEN A=2:LOAD "I
      MAGES",8,1:REM LOAD SPR
      ITES
JS 140 POKES3280,11:POKES3281,
      11
FC 150 PRINT"{CLR}[4]{DOWN}
      {5 SPACES}{RVS}[30 Y]"
BK 160 FORI=1TO21:PRINT"
      {5 SPACES}{RVS} {OFF}00
      0000000000000000000000
      000{RVS}":NEXT
DB 170 PRINT"{5 SPACES}{RVS}
      {30 SPACES}{HOME}":POKE
      53281,12
XA 180 INIT=49152:OFF=49155:SP
      EED=49158:DIR=49159:XP=
      49160:YP=49161
DA 190 SYS OFF:POKE XP,0:POKE
      {SPACE}YP,0:REM MAKE SU
      RE BALL IS NOT ROTATING
      OR VISIBLE
QD 200 FORJ=0TO24:POKES4272+J,
      0:READ X:POKES4272+J,X:
      NEXT:REM INIT SID FOR B
      OOM
SA 210 DATA 0,4,0,12,64,10,0
AH 220 DATA 0,0,0,12,64,12,0
XC 230 DATA 0,4,0,12,128,12,0

```

```

JR 240 DATA 0,50,245,47
DG 250 FOR I=0 TO 7:POKE 2040+
      I,248+I:NEXT:REM SELECT
      SPRITE SHAPES
DR 260 POKE 53271,255:POKE 532
      77,255:REM MAKE BALL DO
      UBLE-SIZE
BF 280 FOR I=0 TO 7:READ C:POK
      E 53287+I,C:NEXT:REM RE
      AD IN SPRITE COLORS
HJ 290 POKE 53269,255:REM ENAB
      LE ALL SPRITES
FK 300 DATA 1,1,2,2,2,2,11:R
      EM LAST NUMBER IS SHADO
      W'S COLOR
PE 310 POKE DIR,1:REM ROTATE T
      O THE RIGHT
KR 320 SYS 49152:REM IT ROTATE
      S
FF 330 X1=70:Y1=66:X2=249:Y2=1
      98:X=X1:Y=(Y2-Y1)/2+Y1:
      XD=2:YD=2
PX 340 POKE XP,X:POKE YP,Y:POK
      E DIR,1-254*(XD<0):REM
      {SPACE}UPDATE BALL ON S
      CREEN
RB 350 X=X+XD:Y=Y+YD:REM ADJUS
      T POSITION ACCORDING TO
      DELTA X AND DELTA Y
QM 360 IF X<X1 OR X>X2 THEN XD
      =-XD:GOSUB 390:REM BOUN
      CE-REVERSE DIRECTION AN
      D SPIN
DA 370 IF Y<Y1 OR Y>Y2 THEN YD
      =-YD:GOSUB 390:REM BOUN
      CE-REVERSE DIRECTION
RQ 380 GOTO 340
QA 390 POKES4276,64:POKES4290,
      128:POKES4276,65:POKES4
      290,129:RETURN

```

### Program 2: Machine Language For Bounce

MLX is required to type this program in. See instructions in article.

```

C000:4C 0D C0 4C 36 C0 01 FF 7E
C008:64 64 00 00 00 78 A9 00 0A
C010:8D 0E DC A9 1B 8D 11 D0 14
C018:A9 01 8D 1A D0 A9 FF 8D BC
C020:12 D0 A9 4D 8D 14 03 A9 55
C028:C0 8D 15 03 A9 00 8D 0A B2
C030:C0 8D 0C 0C 58 60 78 A9 E1
C038:31 8D 14 03 A9 EA 8D 15 91
C040:03 A9 00 8D 1A D0 A9 01 EE
C048:8D 0E DC 58 60 A9 FF 8D 6C
C050:12 D0 A0 0C AD 08 C0 99 8C
C058:00 D0 AD 09 C0 99 01 D0 93
C060:88 88 10 F0 AD 08 C0 18 80
C068:69 04 8D 0E D0 AD 09 C0 42
C070:18 69 04 8D 0F D0 EE 0C 57
C078:C0 AD 0C C0 CD 06 C0 90 EB
C080:61 A9 00 8D 0C C0 AD 07 BB
C088:C0 30 2C AC 0A C0 D0 0B C6
C090:AD 2D D0 8D 0B C0 A0 06 C9
C098:8C 0A C0 B9 26 D0 99 27 65
C0A0:D0 B9 25 D0 99 26 D0 88 3A
C0A8:88 8C 0A C0 D0 34 AD 0B 9C
C0B0:C0 8D 27 D0 4C E2 C0 AC 04
C0B8:0A C0 D0 06 AD 27 D0 8D 23
C0C0:0B C0 B9 28 D0 99 27 D0 BD
C0C8:B9 29 D0 99 28 D0 C8 C8 04
C0D0:8C 0A C0 C0 06 D0 0B A0 69
C0D8:00 8C 0A C0 AD 0B C0 8D 73
C0E0:2D D0 A9 01 8D 19 D0 4C 31
C0E8:31 EA 00 00 00 00 00 00 BD

```

### Program 3: Sprite Shapes For Bounce

MLX is required to type this program in. See instructions in article.

```

3E00:00 00 00 00 00 00 02 00 80
3E08:00 06 00 00 0C 00 00 1C 82
3E10:00 00 18 00 00 38 00 00 70
3E18:38 00 00 38 00 00 38 00 A4
3E20:00 38 00 00 18 00 00 1C 87
3E28:00 00 0C 00 00 06 00 00 3E
3E30:02 00 00 00 00 00 00 AD
3E38:00 00 00 00 00 00 FF B4
3E40:00 00 00 00 C0 00 01 C0 85
3E48:00 01 80 00 03 80 00 03 32
3E50:80 00 07 00 00 07 00 00 0A
3E58:07 00 00 07 00 00 07 00 D6
3E60:00 07 00 00 07 00 00 03 D9
3E68:80 00 03 80 00 01 80 00 92
3E70:01 C0 00 00 C0 00 00 00 A3
3E78:00 00 00 00 00 00 FF F4
3E80:00 00 00 00 20 00 00 20 1E
3E88:00 00 60 00 00 60 00 00 92
3E90:60 00 00 E0 00 00 E0 00 0D
3E98:00 E0 00 00 E0 00 00 E0 35
3EA0:00 00 E0 00 00 E0 00 00 BC
3EA8:60 00 00 60 00 00 60 00 1C
3EB0:00 20 00 00 20 00 00 00 36
3EB8:00 00 00 00 00 00 FF 35
3EC0:00 00 00 18 00 00 18 16
3EC8:00 00 18 00 00 18 00 00 A8
3ED0:18 00 00 18 00 00 18 00 0B
3ED8:00 18 00 00 18 00 00 18 34
3EE0:00 00 18 00 00 18 00 00 C0
3EE8:18 00 00 18 00 00 18 00 23
3EF0:00 18 00 00 18 00 00 00 74
3EF8:00 00 00 00 00 00 FF 35
3F00:00 00 00 04 00 00 04 A2
3F08:00 00 06 00 00 06 00 00 5F
3F10:06 00 00 07 00 00 07 00 10
3F18:00 07 00 00 07 00 00 07 97
3F20:00 00 07 00 00 07 00 00 9B
3F28:06 00 00 06 00 00 06 00 16
3F30:00 04 00 00 04 00 00 00 CF
3F38:00 00 00 00 00 00 FF B6
3F40:00 00 00 00 03 00 00 03 D9
3F48:80 00 01 80 00 01 C0 00 B4
3F50:01 C0 00 00 E0 00 00 E0 67
3F58:00 00 E0 00 00 E0 00 00 76
3F60:E0 00 00 E0 00 00 E0 00 1F
3F68:01 C0 00 01 C0 00 01 80 30
3F70:00 03 80 00 03 00 00 00 D7
3F78:00 00 00 00 00 00 FF F6
3F80:00 00 00 00 00 00 00 00 FE
3F88:40 00 00 60 00 00 30 00 8D
3F90:00 38 00 00 18 00 00 1C F9
3F98:00 00 1C 00 00 1C 00 00 0B
3FA0:1C 00 00 1C 00 00 18 00 1F
3FA8:00 38 00 00 30 00 00 60 17
3FB0:00 00 40 00 00 00 00 00 37
3FB8:00 00 00 00 00 00 FF 37
3FC0:00 00 00 00 FF 00 03 FF 45
3FC8:C0 07 FF E0 0F FF F0 1F F0
3FD0:FF F8 1F FF F8 3F FF FC 33
3FD8:3F FF FC 3F FF FC 3F FF FC
3FE0:FC 3F FF FC 1F FF F8 1F 87
3FE8:FF F8 0F FF FF FF FF E0 0C
3FF0:03 FF C0 00 FF 00 00 00 09
3FF8:00 00 00 00 00 00 FF 77

```

**COMPUTE!'s GAZETTE**  
 TOLL FREE  
 Subscription Order Line  
**1-800-247-5470**  
 In IA 1-800-532-1272



# Trusted Software and

## Language Software

## For Commodore Computers

### ADA TRAINING COURSE

Teaches you the language of the future. Comprehensive subset of language. Includes: editor; syntax checker, compiler; assembler; disassembler, handbook. \$39.95



### ASSEMBLER/MONITOR

Macro assembler and extended monitor. Supports all standard functions plus floating point constants. Monitor supports bank switching, quick trace, single step, more. \$39.95

LDA JSR DEC  
INX INY NOP  
ROR BRK JMP INC  
STA STY INC  
PLA RTS CMP STX  
SEC PLP SED

### BASIC COMPILER

Compiles complete BASIC language into either fast 6510 machine language and/or compact speedcode. Supports overlays and many extended BASIC commands. C-64 \$39.95  
C-128 \$59.95



### SUPER PASCAL

Full Pascal supports graphics, sprites, file management, more. Supports pointers, dynamic memory management, machine language. Compiles to fast 6510 machine code. C-64 \$59.95  
C-128 \$59.95



### FORTH LANGUAGE

Based on Forth 79 (+ parts of '83). Supports hires graphics and sound synthesizer. Full screen editor, programming tools, assembler, samples, handbook. \$39.95



### MASTER

Professional development package for serious applications. Indexed file system, full screen & printer management, programmer's aid, multi-precision math, royalty-free runtime, more. \$39.95



### VIDEO BASIC

Add 50+ graphic, sound and utility commands to your programs with this super development package. Free distribution of RUNTIME version - no royalties! \$39.95




### XREF-128 & XREF-64

Indispensable tool for BASIC programmers. Finds all references to variables, constants & line numbers. Sorts in alphabetical order. C-64 \$17.95  
C-128 \$17.95



## Reference Books



**ANATOMY OF C-64** Insider's guide to the '64 internals. Graphics, sound, I/O, kernal, memory maps, and much more. Complete commented ROM listings. 300pp \$19.95

**ANATOMY OF 1541 DRIVE** Best handbook on this drive, explains all. Filled with many examples programs and utilities. Fully commented 1541 ROM listings. 500+pp \$19.95

**MACHINE LANGUAGE FOR C-64** Learn 6510 code & write fast programs. Many samples and listings for complete assembler, monitor and simulator. 200pp \$14.95

**GRAPHICS BOOK FOR C-64** Best reference, covers basic and advanced graphics. Sprites, Hires, Multicolor, 3D-graphics, IRQ, CAD, projections, curves, more. 350pp \$19.95

**TRICKS & TIPS FOR C-64** Collection of easy-to-use techniques: advanced graphics, improved data input, enhanced BASIC, CPM, data handling and more. 275pp \$19.95

**1541 REPAIR & MAINTENANCE** Handbook on the drive's hardware. Includes schematics & techniques to keep 1541 running. Align drive w/ & w/o scope. Large handbook size. \$19.95

**ADVANCED MACHINE LANGUAGE** Subjects not covered elsewhere: video controller, interrupts, timers, I/O, extensions to BASIC. Tips for the serious programmer. 210pp \$14.95

**PRINTER BOOK C-64/VIC-20** Understand Commodore, Epson compatible printers & 1520 plotter. Utilities, screen dump, 3D-plot, commented MPS-801 ROM listings. 330pp \$19.95


**SCIENCE/ENGINEERING ON C-64** In-depth introduction to computers in science. Some topics covered are chemistry, physics, astronomy, electronics & others. 350pp \$19.95

**CASSETTE BOOK C-64/VIC-20** Make your cassette run faster than a disk drive! Cassette data-base, disk to tape backup, tape to disk, FastTape operating system. 225pp \$14.95

## Productivity Tools

### TECHNICAL ANALYSIS SYSTEM

A sophisticated charting and technical analysis system for serious investors. By charting and analyzing the past history of a stock, TAS can help pinpoint trends & patterns and predict a stock's future. TAS lets you enter trading data from the keyboard or directly from online financial services. \$59.95



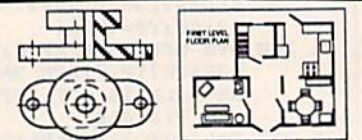
### PERSONAL PORTFOLIO MANAGER

Complete portfolio management system for the individual or professional investor. Allows investors to easily manage their portfolios, obtain up-to-the minute quotes & news, and perform selected analysis. \$39.95

Symbol	Type	Vol	Price	Change	High	Low	Open	Close	Vol	High	Low	Open	Close
IBM	Stock	50	84.25	1.00	85.25	83.25	84.00	84.75	127.76	14.00	14.00	14.00	14.00
MSD	Stock	50	8.75	0.25	9.00	8.50	8.75	8.75	127.76	14.00	14.00	14.00	14.00

### CADPAK

A deluxe graphics design and drawing package. Use with or without an optional lightpen to create highly-detailed designs. With dimensioning, scaling, text, rotation, object libraries, hardcopy and more. \$39.95



### DATAMAT

Powerful, easy-to-use data management package using menu selections. Free-form design, 50 fields/record, 2000 records/disk. Sort on multiple fields in any combination. Complete selection and formatting for printing reports. \$39.95





# Authoritative Books

From Abacus Software  
...a name you can count on



BOOKS COVERING THE C-128

**IDEAS FOR USE ON C-64** Themes: auto expenses, calculator, recipe file, stock lists, diet planner, window advertising, others. Includes all program listings. **200pp \$12.95**

**COMPILER BOOK C-64/C-128** All you need to know about compilers: how they work, creating your own and generating the final machine code. **300pp \$19.95**

**Adventure Gamewriter's Handbook** A step-by-step guide to designing and writing your own adventure games. Adventure game generator & four example games. **200pp \$19.95**

**PEEKs & POKES FOR THE C-64** Includes in-depth explanations of PEEK, POKE, USR, and other BASIC commands. Learn the "inside" tricks about your '64. **200pp \$14.95**

**OPTIONAL DISKETTES FOR BOOKS** For your convenience, the programs contained in each of our books are available on diskette. All program thoroughly tested & error-free. Specify title of book when ordering. **\$14.95 each**

**C-128 INTERNALS** Detailed guide presents the 128's operating system, explains the graphics chips, Memory Management Unit, and commented listing of Kernal. **500+pp \$19.95**

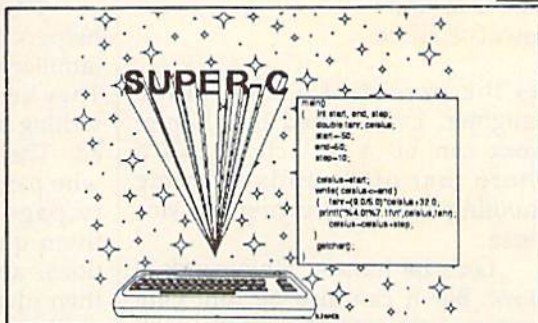
**1571 INTERNALS** Insiders' guide for novice and advanced users. Covers sequential & relative files, and direct access commands. Describes important DOS routines. Commented DOS listings. **500+pp \$19.95**

**C-128 TRICKS & TIPS** Check full of info for everyone. Covers 80 column hi-res graphics, windowing, memory layout, Kernal routines, sprites and more. **300 pp \$19.95**

**CP/M ON THE C-128** Essential guide to using CP/M on your 128. Simple explanations of the operating system, memory usage, CP/M utility programs, submit files and more. **\$19.95**

**COMPUTER AIDED DESIGN** on your C-128 or 64. Create a CAD system using programs provided. Covers 3D objects & rotation, MACROS, hatching, zooming, mirroring, line widths, dashed lines, more. **300 pages \$19.95**

## Special Feature



For school or software development, choose **SUPER C**. **SUPER C's** powerful screen editor is full-functioned with horizontal and vertical scrolling, copy and search/replace for easy editing. Source files may be up to 41K.

The **SUPER C** compiler is fast and creates link files. Up to seven separate modules may be linked into a ready-to-run object program. To maintain C's portability, **SUPER C** supports the Kernighan & Ritchie standard (without bit fields), making it very complete. **SUPER C** also includes a complete I/O library.

Other features of the **SUPER C** package:

- convenient hexadecimal and octal input
- error file listed to diskette
- supports conditional compiling
- complete strings and arrays
- full mathematical functions

C-64 \$79.95

C-128 \$79.95

## Ordering Information

Abacus  Software



P.O. Box 7211 Grand Rapids, Michigan 49510

For Postage and handling include \$4.00 per order. Foreign orders include \$10.00 per item. Money order and checks in U.S. Dollars only. MasterCard, VISA and American Express accepted. Michigan residents please include 4% sales tax.

For fast service call (616) 241-5510 Telex 709-101

For free catalog, please return this coupon or a copy to:  
Abacus Software, P.O. Box 7211, Grand Rapids, MI 49510

PHONE: (616) 241-5510

Name \_\_\_\_\_  
Address \_\_\_\_\_  
City \_\_\_\_\_  
State \_\_\_\_\_ Zip \_\_\_\_\_

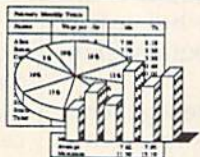
### XPER

Capture your information on XPER's knowledge base and let this first expert system for Commodore computers help you make important decisions. Large capacity. Complete with editing & reporting. **\$59.95**



### POWERPLAN

One of the most powerful spreadsheets with integrated graphics for your Commodore computer. Includes menu or keyword selections, online help screens, field protection, windowing, trig functions and more. PowerGraph lets you create integrated graphs and charts from your spreadsheet data. **\$39.95**



### QUICKCOPY V2.0

Back up your valuable data with the fastest disk copier we've seen to date. Copies an entire disk in two and a half minutes on two drives or three and a half on one. **\$19.95**



### CHARTPAK

Make professional-quality pie, bar and line charts, and graphics from your data. Includes statistical functions. Accepts data from CalcResult and MultiPlan. C-128 has 3X the resolution of the C-64 version. Outputs to most printers. **C-64 \$39.95**  
**C-128 \$39.95**





# computing for families

## Homework Helpers

Fred D'Ignazio  
Associate Editor

As the parent of a fifth-grade daughter, I've learned that homework can be a real chore. It's a chore that often ends with me shouting and Catie crying. Or vice versa.

Let's be honest: Homework is work. But it can also be fun. One way to improve the homework done in your house is to use *homework helpers*, kid-style "productivity" programs that run on popular computers.

Probably the most familiar homework helper is the word processor. It teaches children that writing is *rewriting*. It frees children from the laborious mechanics of writing, and lets them concentrate instead on creating, reshaping, and clearly expressing their ideas.

Word processors have been joined by some other powerful homework helpers, including database programs and spelling checkers. When you shop for a homework helper for your child, look for one that's a member of a family of homework helpers that allow material created with one program to be used by another program. For example, a child can create an outline of major ideas for a report with a filing program. Then she can feed the outline directly into a word processor. After she's converted the outline into a report on the word processor, she can run it through the spelling checker.

As a parent, I was worried that if the computer corrected my daughter's spelling errors, she'd never learn to be a good speller. But the better spelling checkers anticipate this worry. Instead of automatically correcting an error, they offer several possible spellings and make the child choose the correctly spelled word, then type it into the computer.

There are new homework helpers that supplement the more familiar writers, spellers, and filers. They help children with the biggest writing problem of all: getting started. The programs coach children who panic when they see that empty page—or screen—by asking them questions, offering suggestions, and helping them organize their ideas and information into an outline. Later, the programs help children convert their outline into a rough draft report. They encourage children to go back and rewrite sentences, change words, and check spelling and punctuation, until they have a final draft they can be proud of. Other homework helpers assist children in solving word problems in math, researching their reports, and studying for tests. And don't worry about the programs doing the homework for your child. They help with some of the mindless, boring parts of homework, but they make your child think harder than she ever has before.

To help your child with research, some of the filing programs come with databases in all sorts of subjects, including the physical and life sciences, language arts, U.S. government, and U.S. history. Your child can use the databases like electronic encyclopedias. But she has to know what questions to ask and how to organize her information before the computer will reveal a single fact.

And some of the new general-purpose programs help a child study for a test by encouraging her to isolate the most important facts in a lesson and organize those facts into questions and answers in practice tests that she takes and the computer scores. These "test-generators" can be used in any subject.

Why should your child use a homework helper?

She doesn't need one, of

course. She can do everything that a homework helper does, with file cards, paper, and a pencil. And she can do it less expensively, too.

Homework helpers are not a necessity, but they can add a lot to your child's homework experience. First, they are so practical and so much fun that they act as a powerful incentive for her to start her homework earlier and work on it harder. For example, Catie hates studying for tests for which she has to memorize facts. But recently, using test-generator programs, she's begun studying for tests days in advance, on her own, without prodding from her parents. That's because these programs make the studying process more active and more playful. They force Catie to use her mind to organize the information, then they playfully organize the information in all sorts of ways and ask her questions about it.

Last, and most important, homework helpers teach valuable skills that I, for one, never mastered until I got to college. I was too busy trying to memorize facts, like the names of the fifteenth-century explorers who sailed for Spain, and when Emily Dickinson was born. Are these the most valuable skills that homework should be teaching?

No!

The most important skills homework can teach are self-discipline, responsibility, and vital thinking, learning, and communications skills that we can carry with us into our adult lives. Homework helpers enable children to focus on these skills. And once children have internalized them, they can tackle any subject—with or without a computer. ■



# AMPLIFY YOUR SKILLS

**WITH THESE NEW INTRODUCTORY BOOKS FROM COMPUTE! BOOKS.**

**These titles will help you unleash the power inside your computer. Whether you're an experienced programmer learning a new language or a beginner just starting out, these books will show you, clearly and quickly, how to get more than you ever thought possible from your computer.**

## **THE AMAZING AMIGA**

### **The Amiga: Your First Computer**

Dan McNeill

Written in a lively and entertaining style, this book teaches everything a beginner needs to know to get started quickly with the Amiga from Commodore. You'll learn about setting up the system, some of the most popular types of software, and details about the hardware.

ISBN 0-87455-025-4

**\$16.95**

### **Using AmigaDOS**

Arlan R. Levitan and Sheldon Leemon

A comprehensive reference guide and tutorial to the powerful AmigaDOS—the operating system underlying the Workbench and Intuition—this book offers information useful to every Amiga owner. AmigaDOS, the alternative to the icon-based Workbench, lets you control the computer directly. Using AmigaDOS defines and illustrates all DOS commands, and shows you how to create file directories, access peripherals, and run batch file programs. You'll learn why the system prompts you to swap disks, and how to avoid "disk shuffle." The screen- and line-oriented text editors, both overlooked in the user's guide which comes with the Amiga, are explained in detail. Numerous examples and techniques show you how to use AmigaDOS to make operating your computer even more convenient. A full reference section details each DOS command, giving you easy access to the complete AmigaDOS.

ISBN 0-87455-047-5

**\$14.95**

## **BRING THE ATARI ST ALIVE**

### **Introduction to Sound and Graphics on the Atari ST**

Tim Knight

The ST, Atari's powerful new computer, is an extraordinarily impressive sound and graphics machine. Easy to use, the ST can produce color graphics and sound. You'll find thorough descriptions of the computer's abilities, and the information needed to create a complete sound and graphics system. This is the perfect introductory reference to sound and graphics on the Atari ST.

ISBN 0-87455-035-1

**\$14.95**

## **LEARN C**

### **From BASIC to C**

Harley M. Templeton

This introduction to C takes you by the hand and shows how to move from BASIC to this increasingly popular language. BASIC programmers will find this approach designed just for them. Early chapters discuss C language equivalents for common BASIC statements and the similarities and differences between BASIC and C. Later chapters teach everything you need to know to write, debug, and compile programs in C.

ISBN 0-87455-026-2

**\$16.95**

**Visit your local bookstore or computer store to purchase any of these new, exciting books from COMPUTE! Publications. Or order directly from COMPUTE!. Call toll free 1-800-346-6767 (in NY 212-265-8360) or mail your check or money order (including \$2.00 shipping and handling per book) to COMPUTE! Books, P.O. Box 5038, F.D.R. Station, New York, NY 10150.**

**COMPUTE! Publications, Inc.** 

One of the ABC Publishing Companies  
825 7th Avenue, 6th Floor, New York, NY 10019

Publishers of COMPUTE!, COMPUTE!'s Gazette, COMPUTE!'s Gazette Disk, COMPUTE! Books, and COMPUTE!'s Appw Applications

COMPUTE! books are available in the U.K., Europe, the Middle East, and Africa from Holt Saunders, Ltd., 1 St. Anne's Road, Eastbourne, East Sussex BN21 3UN, England and in Canada from Holt, Rinehart, & Winston, 55 Horner Ave., Toronto, ON M8Z 4X6.



# Lyc0 Computer Marketing & Consultants

"WE MAKE YOUR COMPUTER  
FUN TO USE!"

## NO LABEL DISKETTES

NL 5 1/4" SSDD...10.99 (Box 10)  
NL 5 1/4" DSDD...15.99 (Box 10)  
\*Free Diskette Writer Pen!  
\*Free Storage Case!

## DUST COVERS

**Atari**  
520ST 11.95  
130XE 6.99  
800XL 6.99  
1050 6.99  
1025 7.99

**Commodore**  
C128 7.99  
1571/1541 6.99  
1902 10.95  
1702 8.99  
C64/Vic20 6.99

**Panasonic**  
1090/1091 8.99  
1092 8.99  
1093 9.99

**Star Micronics**  
SG/SD10 8.99  
SG/SD15 9.99  
SR10 9.99  
SR15 9.99

**Okidata**  
8292 8.99  
8393 9.99  
193 9.99

## PRINTING PAPER

3000 SHEETS  
FANFOLD \$42.75  
1000 SHEETS  
FANFOLD \$19.75  
1000 SHEET LETTER \$21.95  
200 SHEETS LETTER \$8.99  
150 RAG STATIONARY \$10.99  
MAILING LABELS (1 in) \$9.95

## WICO Joysticks

15-9714 Bat Handle...16.75  
50-2030 Boss...11.99  
50-2002 Super 3-Way...19.99

## COMMODORE

C-128 NEW.....CALL  
1571 Drive.....CALL  
1572 Drive.....CALL  
1902 Monitor.....CALL  
1670 Modem.....CALL  
C-64 Computer.....CALL  
1541 Drive.....189  
MPS801 Printer.....LOW  
1702 Monitor.....199  
Simon's Basic.....24.75  
Assembler 64.....34.75  
Super Expander.....22.75  
Logo 64.....49.75  
Pilot 64.....38.75  
Easy Calc.....34.75  
Easy Script.....38.75

## COMMODORE SOFT-WARE

### MICROPROSE (C-64)

Jennedy Approach.....21.75  
Crusade in Europe.....24.75  
Decision in Desert.....24.75  
Solo Flight.....20.75  
Nato Commander.....20.75  
Spitfire Ace.....18.75  
F-15 Strike Eagle.....20.75  
Hellcat Ace.....18.75  
Acrojet.....21.75  
Silent Service.....21.75

### CARDCO

Digitizer Camera.....189.95  
32K Printer Buffer.....59.95  
Numeric Keypad.....34.95  
CB/5 5-slot Board(64).....54.00  
CB/2 2-slot Board(64).....25.00  
S'More Basic Rom.....49.95  
Write Now-64.....35.00  
Mail Now-64.....29.00  
Spell Now-64.....29.00  
File Now-64.....29.00  
Paint Now-64.....29.00  
Calc Now-64.....29.00  
Tax Survival.....29.00  
Super Printer Utility.....27.95  
Write Now-Vic-20.....29.95

### BRODERBUND

The Print Shop.....28.75  
Graphics Library.....18.75  
Graphics Library II.....19.75  
Graphics Library III.....19.95  
Karateka.....19.75  
Castles Dr. Creep.....19.75  
Bank St. Writer.....32.75  
Loderunner.....20.75  
Mask of the Sun.....19.75  
Spelunker.....24.75  
Serpent's Star.....18.75  
Whistler's Brother.....18.75  
Faid B. Ingeling Bay.....18.75

## COMMODORE

MPS1000 Printer.....259  
C1350 Mouse.....42  
C1700 128K RAM.....145  
C1750 512K RAM.....269  
JANE.....35  
Perfect Writer.....49  
Perfect Calc.....49  
Perfect Filer.....49

## SPINNAKER (C-64ROM)

Cosmic Life ROM.....19.75  
Jukebox.....19.75  
Alphabet Zoo.....17.75  
All in Color Caves.....19.75  
Up for Grabs.....19.75  
Delta Drawing.....19.75  
Kids on Keys.....16.75  
Kindercomp.....14.75  
Facemaker.....17.75  
Fraction Fever.....17.75

## SSI (C-64)

Colonial Conquest.....24.75  
Wings of War.....24.75  
Computer Ambush.....34.75  
Field of Fire.....24.75  
Fighter Command.....36.75  
Kampfgruppe.....36.75  
Mech Brigade.....36.75  
Market Garden.....29.75  
Six Gun Shootout.....24.75  
Computer Baseball.....24.75  
Computer Quarterback.....24.75  
Imperium Galactum.....24.75  
Phantasia.....24.75  
Cartels & Cutthroats.....24.75  
50 Mission Crush.....24.75  
Questron.....24.75

## INNOVATIVE CONCEPTS

Flip-n-File 10.....3.50  
Flip-n-File 15.....8.25  
Flip-n-File 25 Lock.....17.95  
Flip-n-File 50.....17.25  
Flip-n-File 50 Lock.....22.95  
Flip-n-File Rom.....17.25

## SCARBOROUGH (C-64)

Build A Book.....24.75  
Improved Mastertype.....23.75  
NET WORTH.....48.75  
Mastertype Filer.....22.75  
Boston 64 Diet.....27.75

## TRONIX

S.A.M. - Atari.....38.50  
S.A.M. - C-64.....38.50

## PERSONAL PERIPHERALS

Super Sketch 64.....32.75  
Printer Utility.....18.75

## BATTERIES INCLUDED

Paper Clip.....59.95  
Spell Pak.....34.95  
Consultant.....59.95  
Paper Clip  
w/Spell Pak.....75.95  
Home Pak.....34.95  
Bus Card.....129.95  
80 Column Board.....109.95

## EPYX

Fast Load.....26.75  
Breakdance.....23.75  
Greatest Baseball.....24.75  
Summer Games.....26.75

## SUB LOGIC (C-64)

Flight Simulator II.....32.75  
Night Mission Pinball.....20.75

## CONTINENTAL

(C-64)  
Home Accountant.....44.75  
1984 Tax Advantage.....35.75  
1985 C-64 Book of Software.....16.95

## QR & D

Copy Q.....27.95  
GPC Printer Interface.....65.00

## EASTERN HOUSE

Rabbit C-64.....19.95  
Rabbit VIC-20.....19.95  
MAE C-64.....27.95  
Telstar 64.....19.95  
M.L. Monitor 64.....18.95

## KOALA

(C-64)  
Koala Pad.....59.95

## COMPUTER CARE

### NORTRONICS DISK DRIVE CLEANER with software

REG. 49.95 NOW 19.95

## BUY LYCO AND ENJOY

★ THE LOWEST PRICES ★ TOLL FREE ORDER LINE ★

- ★ Free shipping on prepaid cash orders in U.S. ★ All Merchandise Factory Fresh ★
- ★ 24 hrs. shipping on in-stock product ★ Access to our Multi Million \$ inventory ★
- ★ No deposit on UPS C.O.D. orders ★ Orders outside PA save state sales tax ★
- ★ Air freight service available ★ Full Manufacturer's Warranty apply! ★ Full accessory line in stock ★
- ★ Purchase Orders Accepted from educational institutions! ★ We check for stolen credit cards! ★
- ★ We ship to our servicemen overseas! ★ You'll love our Courteous Sales Staff! ★

AMERICA'S MAIL ORDER HEADQUARTERS

**LYCO COMPUTER**

WORLD'S LEADER IN SALES & SERVICE

TO ORDER  
CALL TOLL FREE  
800-233-8760  
In PA 1 717-327-1824  
Lyco Computer  
P.O. Box 5088  
Jersey Shore, PA 17740



# Lycy Computer Marketing & Consultants



## SAVE ON THESE IN STOCK PRINTERS



### 1091.....\$233

#### AXIOM SEIKOSHA

GP550AT (Atari)	222
GP550CD (C-64)	222
GP700AT (Atari)	439
GP700AP (Apple)	439
ELITE5CD (C-64)	225

#### C. ITOH

ProWriter 8510Sp+	349
1550Sp+	489
StarWriter	769
PrintMasier	929

#### TOSHIBA

P1340	469
P351+	1149
P341P	969
P341S	999
351 Sheet Feeder	529

#### CARDCO

32K BUFFER (C-64)	59
-------------------	----

#### CORONA

LP300 Laser Printer	2686
200361 Toner Cartridge	89

#### EPSON

FX85 (New)	333
LX80	212
FX185 (New)	464
LX90 (New)	226
SQ2000 (New)	1555
JX80	467
Homewriter 10	193
CR-20-Atari	153
CR-220-C64	153
DX-10 (New)	207
DX-20 (New)	297
HS-80 (New)	288
LO1500P	975
LQ1500S	1039
FX-100	356
FX-100+	CALL

#### CITIZEN

MSP-10	269
MSP-15	358
MSP-20	337
MSP-25	495
Sheetldr (10/20)	189
Sheetldr (15/25)	199

#### OKIDATA

Okimate 10	179
Okimate 20	CALL
	214
	182
	193
	348
	563
	349
	565
	645
	349
92 Imagewriter	
IBM versions also	

#### BROTHER

HR-15XL-P	359
HR-15XL-S	359
HR-35P	839
HR-35S	839
2024L-P	949
M1009-P	189

#### JUKI

Juki 6100	347
RS232 Serial Board	55
6100 Tractor	119
6100 Sheet Feeder	209
Juki 6300	757

#### LEGEND

880	188
1080	222
1380	262
1385	296
LEGEND 608	159

#### DIGITAL DEVICES

16K BUFFER	75
32K BUFFER	89
64K BUFFER	125

#### DIABLO

D25	549
630 API	1599
630 ECS	1759
D 80 15	2395
P 32 CO1	699
P 38	1749
C 150	999
DX-35 (NEW)	CALL
AP-80	CALL

### SG-10.....\$208

#### PANASONIC

1091.....	233
3131 (NEW)	269
1092	373
1093	426
3151 Letter	426
4K Buffer	65

#### SILVER REED

EXP400	249
EXP500	295
EXP550	399
EXP770	749

#### STAR MICRONICS

SG 10	208
SG 15	373
SD 10	336
SD 15	442
SR 10	483
SR 15	583
SB 10	595
Power Type	303
SG-10 C-64 (NEW)	CALL

## MONITORS

#### TAXAN

115 12" Green Composite	CALL
116 12" Amber Composite	CALL
121 12" Green TTL	135
122 12" Amber TTL	145
220 14" Color Composite	259
410 12" RGB Hi Res IBM	329
420 12" RGB Super Hi Res IBM	409
440 12" RGB Ultra Hi Res	555
Tilt Stand	35

#### ZENITH

ZVM 122A Amber	75
ZVM 123G Green	75
ZVM 124 Amber IBM	129
ZVM 131 Color	275
ZVM 133 RGB	389
ZVM 135 Composite	449
ZVM 136 Hi Res Color	589
ZVM 1220	95
ZVM 1230	95
ZVM 1240	149

#### TEKNIKA

MJ-10 Composite	179
MJ-22 RGB	255

#### AMDEK

300 Green	118
300 Amber	128
310 Amber IBM	155
Color 300 Audio	234
Color 500 Composite	369
Color 600	397
Color 700	495
Color 710	569

#### PANASONIC

DT13000 13" RGB Composite	247
DTM140 14" RGB Composite	329
DTM103 10" RGB Hi Res	395
DTS101 10" Composite	175
DT1000G 10" RGB	166
TR12HP 12" Color	419
TR12M1PA 12" Green	109
TR12M1BPA 12" Amber	109
TR12M1P 12" Green IBM	148
TR12M1P 12" Amber IBM	148

#### SAKATA

SG 1000 12" Green	99
SA 1000 12" Amber	109
SG 1500 12" Green TTL	119
SA 1500 12" Amber TTL	129
SC 100 13" Color Comp	209
SC 200 13" RGB	389
STS1 Tilt Stand	29

#### X-TRON

Comcolor I Composite Green	177
----------------------------	-----

#### NEC

JB-1260 Green	95
JB-1201 Green	135
JC 1215 Color	235
JC 1216 RGB	375
JC 1460 Color	265

#### PRINCETON GRAPHICS

MAX 12 Amber	185
-12 RGB	465
SR-12 RGB	595

## INTERFACING

#### DIGITAL DEVICES

U-Print C (C-64)	49
------------------	----

#### ORANGE MICRO

Grappler CD (C-64)	79
--------------------	----

#### QRD

GPC (C-64)	59
------------	----

#### CARDCO

G-Wiz (C-64)	54
C/P + G (C-64)	45
C/7PS (C-64)	49
C/PB (C-64)	39

#### TVMAC

Connection (C-64)	55
-------------------	----

## MODEMS

#### HAYES

Smartmodem 300	133
Smartmodem 1200	377
Smartmodem 1200B	347
Smartmodem 2400	598
Micromodem IIE	135

#### MICROBITS

1064 Modem	57
------------	----

#### TELE LEARNING

Total Telecommunications (C-64)	29.95
AP-250 (300 Baud Apple)	69.95
IB-250 (300 Baud IBM)	69.95

#### US ROBOTICS

Password 1200M	229
Password 1200F	229
Password 300M	139
Password 300F	139
Autodial 212A	359
PCM5	319
PCM64	519
PCM256	759
S-100	379
Courier	469
Microlink	469
Telpac Ms-DOS	79

#### NOVATION

IBM 300/1200 MS-DOS ext	319
IBM 300/1200 CPM-86 ext	319
IBM 300/1200/2400 ext	529
IBM 300/1200/2400 MS-DOS	579
IBM MS-DOS int	325
IBM CPM-86 int	325
Macromodem 300/1200	315
Upgrade Apple Cat II	225
Cat 300 Acoustic	139
J-Cat RS232	89

#### ANCHOR

Volksmodem	55
Volksmodem 12	186

## DRIVES

#### COMTEL

Enhancer 2000 (c-64)	179
----------------------	-----

#### INDUS

GT ATARI (C-64)	215
GT COMMODORE	235

#### MSD

SD1 Drive (C-64)	229
SD2 Drive (C-64)	469

## DISKETTES

#### DENNISON

ELEPHANT 5 1/4" SSSD	11.99
ELEPHANT 5 1/4" SSDD	12.99
ELEPHANT 5 1/4" DSDD	14.99
PREMIUM 5 1/4" SSSD	13.99
PREMIUM 5 1/4" DSDD	15.99

#### SUNKYONG

SKC 5 1/4" SSDD	11.99
SKC 5 1/4" DSDD	13.99

#### MAXELL

13.99 5 1/4" MD1	13.99
15.99 5 1/4" MD2	15.99

#### VERBATIM

SSDD	13.99
DSDD	19.99

#### BONUS

SSDD	9.99
DSDD	12.99

# TOLL FREE 1-800-233-8760



TO ORDER

CALL TOLL FREE  
800-233-8760

Customer Service 1-717-327-1825



or send order to  
Lycy Computer  
P.O. Box 5088  
Jersey Shore, PA  
17740

## RISK FREE POLICY

In-stock items shipped within 24 hours of order. No deposit on C.O.D. orders. Free shipping on prepaid cash orders within the continental U.S. Volume discounts available. PA residents add sales tax. APO, FPO and international orders add \$5.00 plus 3% for priority mail service. Advertised prices show 4% discount for cash, add 4% for MasterCard or Visa. Personal checks require 4 weeks' clearance before shipping. Ask about UPS Blue and Red label shipping. All merchandise carried under manufacturer's warranty. Free catalog with order. All items subject to change without notice.



# User Group Update

When writing to a user group for information, please remember to enclose a stamped, self-addressed envelope.

Send typed additions, corrections, and deletions for this list to:

COMPUTE! Publications  
P.O. Box 5406  
Greensboro, NC 27403  
Attn: Commodore User Groups

## User Group Notes

The new address for the Personal Touch Commodore User Group of Hoxie and Walnut Ridge is c/o Larry Simmons, 503 Kaylynn Dr., Walnut Ridge, AR 72476.

Also listing a new address is the Stone Mountain Users Group (SMUG 64/128): P.O. Box 1762, Lilburn, GA 30247.

The Auburn Commodore Computer Club's new address is: 337 Racetrack St., Auburn, CA 95603.

The new address for the Clearwater Commodore Club is P.O. Box 11211, Clearwater, FL 33516.

A new user group is forming called Meeting C-64 Users Through the Mail. Contact Kirby Herazy, 51 Thornhill Dr., Danville, IL 61832.

The Commodore Club of Central Ohio (CCCO) has a new address: P.O. Box 292392, Columbus, OH 43229.

Also listing a new address is the Commodore Users Group of Odessa (CUGO): P.O. Box 12491, Odessa, TX 79768.

The University of Washington Commodore Users Group can now be reached at P.O. Box 75009, Seattle, WA 98125.

The Coulee Country Commodore Club has a new address: 501 1/2 St. Cloud St., La Crosse, WI 54603.

The Sarnia Commodore Users Group (formerly the Sarnia C-64 Users Group) can now be reached c/o Lloyd Windover, 1276 Giffel Rd., Sarnia, Ontario, Canada, N7S 3K7.

## New Listings

### ALABAMA

Commodore Club South, P.O. Box 324, Pinson, AL 35126

### ALASKA

Latitude 64, Mark Hall, P.O. Box 83217, Fairbanks, AK 99708

### CALIFORNIA

West Orange County Commodore Users Group, P.O. Box 6441, Buena Park, CA 90622

B-128 Users Group, 701 E. North Ave., Suite C, Lompoc, CA 93436

Pleasanton User Group (PUG), Andreas Benamou, 3120 Cranwood Ct., Pleasanton, CA 94566

### DELAWARE

Lower Delaware Commodore Computer Club (LDCCC), P.O. Box 882, Rehoboth Beach, DE 19971

### FLORIDA

C.I.P.E. 64/128 Commodore User Group, Chuck Basile, 730 Pincherry Ln., Port Richey, FL 33568

### HAWAII

20/64 Hawaii, John Yoders, P.O. Box 23260, Honolulu, HI 96822

### ILLINOIS

Chicago B-128 Users Group, Norman Deltzke, 4102 N. Odell, Norridge, IL 60634

### IOWA

3C Users Group, Drew Page and Mark Frana, 1008 Allison St., Charles City, IA 50616

### MICHIGAN

Copper Country Computer Users Group, Risto S. Vuorinen, P.O. Box 196, Dollar Bay, MI 49922

### MINNESOTA

Minnesota Commodore Users Association (MCUA), P.O. Box 32219, Fridley, MN 55432

Rochester Commodore User's Group, David Moertel, 2526 6th Ave. NW, Rochester, MN 55901

## NEW JERSEY

Commodore User Group of Matawan New Jersey, David Habler, 112 Old Bridge Rd., Matawan, NJ 07747

## NEW YORK

Associated Commodore Enthusiasts (ACE), Keith Duggan, 94 Mallard Rd., Levittown, NY 11756

Schenectady Commodore Users Group, Bill Pytlovany, Center St., Scotia, NY 12305

## OREGON

Caveman Commodore Computer Club (CCCC), Ken Crouse, 5863 Lower River Rd., Grants Pass, OR 97526

## TEXAS

Commodore Users Group of Ward County, Jan Rodgers, 2902 W. 4th St., Monahans, TX 79756

## VIRGINIA

Peninsula Commodore Users Group, P.O. Box L, Hampton, VA 23666

## WASHINGTON

C64 Maple Valley Users Group, 25605 SE 224th St., Maple Valley, WA 98038

Arlington Commodore Users' Group, 4416-126th Place NE, Marysville, WA 98270

Skagit Computer Users Forum (SKUF), P.O. Box 2128, Mt. Vernon, WA 98273

University Place Commodore Home Users Group (UPCHUG), 7722 30th St. W., Tacoma, WA 98466

## WEST VIRGINIA

Bluefield User Group 20/64 (BUG), P.O. Box 1190, Bluefield, WV 24701

## WISCONSIN

Chippewa Valley Commodore User's Group, Gordon Groseth, 206 1/2 N. Bridge St., Chippewa Falls, WI 54729

## OUTSIDE THE U.S.

### CANADA

Brampton User's Group (BUG/64), P.O. Box 384, Brampton, Ontario, Canada L6V 2L3

Club Commodore Champlain, Claude Hebert, P.O. Box 522, Boucherville, Quebec, Canada

### ITALY

Computer Club Cordenons, Dr. Giuseppe Genovesi, Centro Culturale A. Moro, via Traversagna 4, 33084 Cordenons (PN) Italy

I.G.C.S., Salvatore Innaimi, via Pentome 5, 00173, Rome, Italy

### MALAYSIA

Commodore Users Exchange (CUE), P.O. Box 152, 25710 Kuantan, Pahang, Malaysia

### WEST GERMANY

Mannheim Commodore Users Group, John Pipkin, HHT Regt. 11th ACR Box 101, APO NY 09146


C64/128 User Group, Ferrari Rudi, Postfach 40 02 09, D 5000 Koeln 40, West Germany

Zweibruecken Commodore Computer Club, Lt. Col. George Karnitis, 200th TAMMC, Box 114, APO, New York 09052



# COMPUTE! Books Supports Commodore Computer Users

COMPUTE Books is dedicated to bringing you top-quality, reliable, and understandable tutorials, applications, games, reviews, product information, and programming aids. Whether you have a Commodore 64, 128, VIC-20, or a new 128 or Amiga, COMPUTE! has the books you need to get the most from your computer.



Look over this collection of bestselling computer titles and choose the ones you want for your favorite Commodore computer. To order any of these outstanding Commodore titles, call toll-free 1-800-346-6767 (in NY 212-265-8360).

## COMPUTE!'s Personal Accounting Manager for the Commodore 64 and 128

Roland A. Frechette

A complete small-business/home accounting system with 13 support routines, from income and expenses to property and investments.

**\$12.95** ISBN 0-87455-014-9

## The Amiga: Your First Computer

Dan McNeill

Everything a beginner needs to know to get started quickly with the Amiga, including setting up the system, selecting software, and learning about the hardware.

**\$16.95** ISBN 0-87455-025-4

## COMPUTE!'s VIC-20 Collection

Edited

More than 70 never-before-published articles, games, utilities, applications, and tutorials for the Commodore VIC-20.

338 pages

**\$12.95** ISBN 0-87455-007-6

## COMPUTE!'s VIC-20 and Commodore 64 Tool Kit: Kernal

Dan Heeb

The invaluable reference guide to the Kernal routines on the Commodore 64 and VIC-20 for beginning to advanced programmers.

429 pages

**\$16.95** ISBN 0-942386-33-7

## Programming the Commodore 64: The Definitive Guide

Raeto Collin West

An encyclopedic, thorough reference guide which covers the Commodore 64 in its entirety.

609 pages

**\$24.95** ISBN 0-942386-50-7

## COMPUTE!'s Commodore 64/128 Collection

Edited

Some of the best games, applications, and utilities from COMPUTE! Publications for the Commodore 64 and 128 in 64 mode, plus special sections detailing the advanced features of the 128. A disk is also available which includes programs in the book.

285 pages

**\$12.95** ISBN 0-942386-97-3

**COMPUTE!** Publications, Inc. 

One of the ABC Publishing Companies  
324 W. Wendover Avenue, Suite 200, Greensboro, NC 27408 919-275-9809  
Publishers of COMPUTE!, COMPUTE!'s Gazette, COMPUTE!'s Gazette Disk, COMPUTE! Books, and COMPUTE!'s Apple Applications

COMPUTE! books are available in the U.K., Europe, the Middle East, and Africa from Holt Saunders, Ltd., 1 St. Anne's Road, Eastbourne, East Sussex BN21 3UN, England.



Michael S. Tomczyk

Last year, we set two goals for this column: to provide a beginner's introduction to common BASIC commands, and to show how variables work.

This year, we continue to explore BASIC "magic" from a beginner's viewpoint, but our emphasis is going to shift slightly to include the use of your disk drive and printer.

The reason for this shift is because computers are no longer simple hobby machines, or even learning machines. They've become *system* machines—and this system includes your disk drive and printer as well as your computer and video screen.

So let's start with some introductory programs to get you started.

### Opening And Closing Channels

To send information to your printer, disk drive, modem or even the computer screen, you have to *open* a channel using the OPEN command and the proper device number.

Here are the most common device numbers used by Commodore computers:

Device	Number
Keyboard	0
Cassette Recorder	1
Telephone Modem	2
Screen	3
Printer	4-7
Disk	8-11

Before communicating with a particular device, you must first *open* a file to that device. In a command like OPEN 1,4 the first number is the *file number* and the second is the *device number* (device 4 is the printer). The PRINT# command is used to send characters to a particular device. In our example, PRINT#1,"HELLO" tells the print-

er to print the word HELLO. When you're finished using the device, you must *close* that file with CLOSE 1.

### Using Device Numbers With Tape Or Disk

You probably already know how to save and load programs to and from your tape or disk drive. The standard formats are shown here:

Function	Command
Save program on tape	SAVE"filename"
Load program from tape	LOAD"filename"
Save program on disk	SAVE"filename",8
Load program from disk	LOAD"filename",8
Load directory from disk	LOAD"\$",8 (then LIST)

The device number for a tape drive is 1, but if you type a LOAD or SAVE command all by itself without any device number at the end, your computer automatically assumes you're using tape. That's because tape was popular before disks, and thus cassettes inherited the "default" mode.

You should also use a ,1 at the end of the command if you're loading a machine language program and you want to make sure it relocates itself to its original memory location.

The device number for a single disk drive is 8, although it's possible to "daisy chain" or link several drives together, which may be numbered 8 to 11. Many experienced programmers connect different disk drives to their computers and give each drive its own device number, from 8 to 11.

To reiterate, you don't need to use a device number if you're saving or loading programs on tape—but you need to include the number 8 at the end of your disk commands.

The newest Commodore computers—the 128, Plus/4, and 16—contain an improved BASIC which includes special disk commands such as "DLOAD". They do not require a device number, although all Commodore computers will work

with the commands shown in the chart above.

The device number for telecommunications modems is 2, but we'll leapfrog modems for the meantime.

### Reading The Keyboard

To get input from the keyboard, you normally use INPUT. Another way is to open a file to the keyboard using a device number of 0, and use INPUT#. It's best use is to eliminate the question mark which appears automatically when you use the INPUT command.

For example, let's say you wanted the user to type in a long list of numbers opposite a list of categories or items. You might want to eliminate the question mark and use, instead, a colon or dollar sign. Here's a quick example:

```
10 OPEN 1,0
20 PRINT CHR$(18) CHR$(147)"BU
   DGET CALCULATOR":PRINT
30 PRINT"RENT.....$";
40 INPUT#1,A:PRINT
50 PRINT"FOOD.....$";
60 INPUT#1,B:CLOSE 1:PRINT
70 PRINT:PRINT"YOUR FOOD AND R
   ENT"
80 PRINT"TOTAL IS $"A+B
90 PRINT"PER MONTH."
```

Line 10 opens file 1 to the keyboard (device 0).

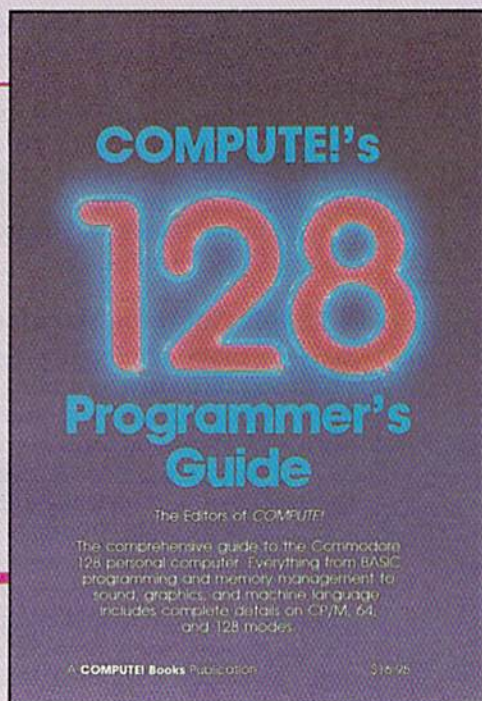
Line 20 uses CHR\$(18) to print the title line in *reverse* characters, uses CHR\$(147) to clear the screen, then prints the title and a blank line.

Line 30 prompts the user to enter the monthly rent.

Line 40 uses INPUT#1 instead of the familiar INPUT command. INPUT#1 displays the number which is typed in immediately at the end of the PRINT statement in line 30—but *without displaying an INPUT question mark*. Dropping the question mark allows the user to type the number right next to the dollar sign.



# COMPUTE!'s PROGRAMMER'S GUIDES



**Everything you need for successful, entertaining, and challenging programming on your Amiga, Atari ST, or Commodore 128 computer.**

**Each book is carefully written in COMPUTE!'s lively, understandable style to help even beginning programmers learn the ins and outs of their personal computers.**

## **COMPUTE!'s 128 Programmer's Guide**

ISBN 0-87455-031-9

Editors of COMPUTE! 464 pages

Written and compiled by the most technically proficient authors in consumer computing today, the technical staff of COMPUTE! Publications, this guide to the powerful Commodore 128 computer contains a wealth of information for every programmer. Explore BASIC 7.0 through countless hands-on examples and sample programs. Learn how to create dazzling graphics and sophisticated sounds in both BASIC and machine language. See how to program peripherals, such as disk drives, printers, and modems. Enter the world of CP/M, just one of the three modes of the 128. There are even chapters introducing you to machine language programming and the computer's method of managing memory. *COMPUTE!'s 128 Programmer's Guide* includes numerous appendices covering everything from error messages to memory maps.

**\$16.95**

**Look for these new books at a bookstore or a computer store near you. Or order directly from COMPUTE! Books. Call toll-free 1-800-346-6767. In NY call 212-265-8360.**

## **COMPUTE!'s ST Programmer's Guide**

0-87455-023-8

Editors of COMPUTE!

Complete and comprehensive, yet easy to understand, *COMPUTE!'s ST Programmer's Guide* is a must-buy for any Atari ST owner. The technical staff of COMPUTE! Publications has put together a reference guide to programming that takes the reader through every aspect of this newest Atari personal computer. Logo and BASIC, the two programming languages now available for the machine, are explored in detail. From programming concepts to writing programs, the scores of ready-to-type-in examples show just what can be done, and how to do it. Advanced features of this new-generation computer, such as GEM and TOS, the ST's user interface and operating system, are illustrated as readers write their own applications. Valuable appendices provide information programmers need, including GEM VDI opcodes and a list of ST resources.

**\$16.95**

## **COMPUTE!'s Amiga Programmer's Guide**

0-87455-028-9

Edited

Covering AmigaDOS, BASIC, Intuition, and the other important programming tools which accompany the new Amiga, *COMPUTE!'s Amiga Programmer's Guide* is a clear and thorough guide to the inner workings of this fascinating, new-generation computer. The great speed of its 68000 microprocessor, coupled with the versatility of the Amiga-specific graphics and sound chips, makes the Amiga one of the most powerful computers available today. Written by the technical staff of COMPUTE! Publications, the most technically knowledgeable authors in computing today, this book is your key to accessing the Amiga's speed and power.

**\$16.95** (March Release)

**COMPUTE!** Publications, Inc.   
One of the ABC Publishing Companies

COMPUTE! books are available in the U.K., Europe, the Middle East, and Africa from Holt Saunders, Ltd., 1 St. Anne's Road, Eastbourne, East Sussex BN21 3UN, England.



Line 50 prompts the user to enter the amount spent on food.

Line 60 uses the INPUT# command to accept a second INPUT, called B, again without a question mark. Next, we close our keyboard file and print a blank line (merely for aesthetics).

Lines 70-90 print a blank line, then a final message, which uses the INPUT numbers typed in by the user. As you can see, variables A and B can be added together just like the numbers they represent, and as always, variables are positioned outside quotation marks.

## Sending Information To Your Printer

To open the channel to your printer, type OPEN 4,4. The first 4 is the file number and the second 4 is the device number.

To program your printer to print on paper, use the PRINT#4 command, followed by a comma and the information or variables you want the printer to print.

PRINT#4 works like the PRINT command, except that it sends information to your printer instead of to your computer screen.

Here's a quick example:

```
10 PRINT CHR$(147)"PRINT DISPLAYS INFORMATION ON THE SCREEN."  
20 OPEN 4,4:PRINT#4,"PRINT#4 SENDS INFORMATION TO THE PRINTER.":CLOSE 4
```

Line 10 uses a PRINT command to clear the screen and display a message on the screen.

Line 20 opens file 4 and device 4—the printer. Next, we use PRINT#4 and a comma to send a message to the printer, thus a message is printed on paper. Finally, we close the printer file.

## IF THERE'S SOMETHING STRANGE PREVENTING DISK COPYING

call

# DISKBUSTERS™



DISKBUSTIN' IS GONNA MAKE YOU FEEL GOOD! Now you can make back-up copies of your newest software. This is the SUPERFAST Disk Copier that ZAPS thru copy protection! Average copy time is only 3-4 minutes. Includes unique Power-Pack feature for tough disks. Has copy capability not available until now, and even copies other copiers!! DISKBUSTERS will help you insure the safety of your software investment, and it's both C-64 and C-128 compatible!

## WE AIN'T AFRAID OF NO DISKS!!

INTRODUCTORY  
OFFER  
ONLY  
**\$29.95**

To order by phone call  
**(805) 569-1644**  
Operator 10

Order by phone. VISA/MASTERCARD/COD or send Check or Money Order and include shipping charges. CA addresses add 6% tax; \$3.50 ship USA addresses; UPS air \$5.50. COD add \$4.00 to continental US only; Canada \$7.50; all other countries \$10.00 and must include U.S. certified money order only.

**dob** SOFTWARE

Box 31169 • Goleta • CA • 93130

## A Simple Subtotal Machine

Here's a more advanced program which acts like a simple adding machine. The numbers you want to add are displayed on the screen and also on your Commodore printer. The totals are automatically entered both places as well. To see how it works, type the program exactly as shown, then run it and enter the numbers you want to add and press RETURN after each number. The result gives you a running total:

```
10 OPEN 4,4  
20 PRINT CHR$(147)"SUBTOTAL MACHINE":PRINT:PRINT  
30 PRINT"ENTER A NUMBER":PRINT  
40 PRINT"ADD";:INPUT A:PRINT#4  
,"ADD"A  
50 PRINT"TOTAL"A+B:PRINT#4,CHR$(18)"TOTAL"CHR$(146) A+B  
60 B=A+B  
70 GOTO 40
```

To break out of this program, which uses the GOTO to loop back to itself, hold down RUN/STOP and press RESTORE at the same time.

Last but not least, if you'd like to save this program on disk, leave the program in your computer's memory, cursor down to a blank line and type the following:

```
SAVE"SUBTOTAL PROGRAM",8
```

To bring the program back, type NEW to erase your computer's memory, then type: LOAD"SUBTOTAL PROGRAM",8 and press RETURN.

Next month, we'll take a look at two commands which are often used to create disk-based programs: DATA and READ.





YOUR ORDER ON IN STOCK ITEMS IS SHIPPED UPS GROUND  
NEXT BUSINESS DAY — 2ND DAY AND NEXT DAY AIR AVAILABLE  
OPEN 9-8 MON-FRI; 10-5 SAT. EAST COAST TIME  
IF BY SOME OVERSIGHT WE DON'T HAVE THE LOWEST PRICE... GIVE US A CHANCE TO BEAT IT

ORDERS ONLY ... CALL TOLL FREE  
**1-800-468-9044**  
INFORMATION & PA ORDERS 814-234-2236

# LOW PRICES + FAST DELIVERY = 1-800-468-9044

★ EPSON ★ STAR ★ JUKI ★ LEGEND ★ COMMODORE ★

LX-80	\$214.95
LX-80 tractorfed	\$34.95
Homewriter 10	\$246.95
includes Commodore or Atari interface	
EPSON FX-85	\$314.95
FX-185	\$444.00
HS80	\$299.00

<b>PRINTER INTERFACES</b>	
Cardco 7/G	\$47.95
Cardco G-Wiz	SCALL
Tymac Connection	\$67.95
MW-350	SCALL
MW-350 buffer	\$15.00
Grapler CD	\$87.95

**DATA 20 XL-80**

The XL-80 is an 80 column board that plugs into the back of your C-64. It's compatible with the Mitey Mo modem software to give you an 80 column terminal on your C-64. Included with the XL-80 is an 80 column word processor, spreadsheet, and mailing list program.

XL-80 \$79.95

XL-80 & MITEY MO Package Deal \$127.95



<b>LEGEND PRINTERS</b>	
808	\$159
880	SCALL
1080	\$219
1380	\$259
1385	\$295



<b>JUKI</b>	
PRINTER TYPEWRITER	
2100	\$199
2200	\$264
<b>PRINTERS</b>	
5510P	\$329
600P	\$169
6100P	\$344
6100S	\$389

**XETEC inc.**

**SUPER GRAPHIX** interface w/BK buffer, down loadable fonts  
..... \$ lowest price

**SUPERGRAPHIX jr** printer interface.. \$46.95

**FONT MASTER**.. \$24.95

<b>PANASONIC</b>	
1091	\$229.00
1092	\$309.00
1093	SCALL

**LETTER QUALITY PRINTERS** when near letter quality isn't good enough

Riteman LQ ..... \$239

Epson DX-10 ..... \$209

Epson DX-20 ..... \$309

Star Powertype ..... \$299

**MODEMS — MODEMS — MODEMS**

**TOTAL TELEMODEM** ... \$29.95

**MASTER MODEM** ... \$39.95

includes Compuserve, Dow Jones time

VOLKS 642B 1200/300 baud \$159.00

1660 ..... \$49.95

WESTRIDGE AUTO ..... \$59.95

MITEY MO ..... \$59.95

VIP TERMINAL ..... \$29.95

VIDEOT TERMINAL ..... \$23.95

COMPUSERVE STARTER KIT ..... \$19.95

<b>MONTHLY SPECIALS UNTIL Feb 28, 86</b>	
Hitchhiker's Guide	\$22.95
Newsroom	SCALL
Cardco S'more	\$44.95
VOLKS 6470 modem	\$159.00

<b>TUSSEY BRAND DISKETTES</b>	
We've introduced our own brand of diskettes, and guaranteed them for life!!! Included is tyvek sleeve, hub ring, and write protect tags.	
	Qty. 10    Qty. 20    Qty. 50
TUSSEY BRAND SS DD	99    97    89
TUSSEY BRAND DS DD	1.14    1.11    1.05
MAXELL SS DD	1.29    1.25    1.19
MAXELL DS DD	1.49    1.44    1.39
NASHUA SS DD	99    95    89
NASHUA DS DD	1.19    1.15    1.09
BONUS SS DD	99    95    89
BONUS DS DD	1.19    1.15    1.09
CENTECH COLORED SS DD (SAME AS BONUS)	
CENTECH COLORED DS DD (SAME AS BONUS)	

**MIRAGE CONCEPTS**

Database Manager with Report Generator ..... \$36.99

Prof. Wordprocessor ..... \$36.99

Database Manager, Prof. WP Package ..... \$67.95

**Print Shop**

Broderbund Print Shop ..... \$25.95

Graphics Library I or II ..... \$16.95

120 sheet color paper refill  
1/2 red, 1/2 blue, 1/2 gold ..... \$8.95

**PRACTICAL 64**

Practical 64(d) or (f) ..... \$12.95

Practifile ..... \$12.95

Programmable Spreadsheet ..... \$19.95

**PRO-LINE MICROSOFTWARE**

GT 4, fast load-fast save disk basic cartridge for C-64 ..... \$29.95

**C POWER**

C COMPILER ..... \$69.99

CADPIC ..... \$36.95

CASHBOX ..... \$36.95

Wordpro 64 ..... \$36.95

Spellpro 64 ..... \$32.95

Mailpro 64 ..... \$24.95

Profile 64 ..... \$36.95

PAL 64 ..... \$32.95

POWER 64 ..... \$32.95

TOOLBOX 64 ..... \$69.95

**Gemini 15X BLOWOUT**

**\$279**

LIMITED QTYS



**COMMODORE 128= HARDWARE**

1571, 1572 DRIVES ..... \$192 MONITOR

1350 MOUSE ..... MPS 1000 PRINTER

1700, 1750 RAM EXPANSION

**CALL FOR LATEST PRICES!**

**SAVE A BUNDLE ON A BUNDLE**  
PACKAGE DEALS AVAILABLE  
CALL FOR DETAILS

C64 \$125 with purchase of any peripheral  
1541...SCALL, 1802...SCALL, MPS-801...\$106.95



<b>COMMODORE 128= SOFTWARE</b>	
JANE	\$32.95
WORDPRO 128	SCALL
Perfect Calc	\$42.95
Perfect Writer	SCALL
Perfect Filter	SCALL
Vizastar 128	SCALL
Vizawrite	SCALL
Swiftcalc 128 w/ sideways	\$54.95
Wordwriter 128	SCALL
CMS 128 Acct.	SCALL

**SG-10** ..... SCALL

**SG-10C** ..... \$226

Commodore ready

**SG-15** ..... \$364

**SD-10** ..... \$323

**SD-15** ..... \$449

**POWERTYPE** .. \$299

18cps dis-ywheel

SR-10, SR-15 ..... SCALL



**PRINTER PACKAGE MANIA!**  
all packages work with C64 or C128

**star SG-10 & XETEC SUPERGRAPHIX \$274.95**

SG-10 & Xetec Supergraphix jr ..... \$254.95

SG-10 & Cardco G-Wiz ..... \$259.95

SG-10 & MW-350 ..... \$269.95

SG-15 & Xetec Supergraphix ..... \$419.95

SG-15 & Cardco G-Wiz ..... \$412.95

SD-10 & Xetec Supergraphix ..... \$384.95

**PANASONIC**

1091 & Xetec Supergraphix ..... \$289.95

1091 & Cardco G-Wiz ..... \$279.95

LX-80 & Xetec Supergraphix ..... \$269.95

LX-80 & Cardco G-Wiz ..... \$264.95

FX-85 & Xetec Supergraphix ..... \$379.95

FX-185 & Xetec Supergraphix ..... \$509.95

- Purchase orders accepted from qualified corporations and educational institutions
- We accept Mastercard, Visa, COD, and Mail Orders
- No Sales Tax on Orders outside PA
- Buy with confidence. We honor manufacturer's warranty.

<b>TOP 10 GAMES</b>	
Hitchhikers	\$22.95
Microleague Baseball	\$27.95
Kareteka	\$19.95
Kung Fu (Spinnaker)	SCALL
F-15 Strike Eagle	\$21.95
Flight Simulator II	\$32.95
FSII Scenery (d)	SCALL
Hobbit	SCALL
Murder By The Dozen	\$24.95
Sargon III	\$37.95

<b>INFOCOM</b>	
Hitchhikers Guide	\$22.95
Deadline	\$25.95
Enchanter	\$25.95
Infidel	\$29.95
Sorcerer	\$29.95
Witness	\$25.95

<b>BLUE CHIP</b>	
Baron	\$24.95
Millionaire	\$24.95
Tycoon	\$24.95

<b>WORD PROCESSORS</b>	
Wordpro 64 (d)	\$36.95
Fleet System II (d)	SCALL
Paperclip (d)	\$47.95
Paperclip w/Spellpack (d)	\$59.95
Cardco Write Now 64 (c)	\$37.00
Orni/Writer/Speller (d)	\$39.95
Mirage Professional W.P. (d)	\$36.95
Xetec Font Master (d)	\$24.95
Trio (d)	SCALL
Mirage Personal W.P.	\$ 9.95

<b>DATABASES</b>	
Consultant (d)	\$49.95
Mirage Database w/Rpt Gen (d)	\$36.95
Superbase 64 (d)	\$44.95
Practifile (d)	\$12.95

<b>RGBI/Composite Monitors</b>	
Technica MJ-22	\$269.00
Panasonic 1300	SCALL
RGBI Cable	\$19.95
Composite Video Cable	\$ 6.95

<b>MONITORS</b>	
SAKATA SC100 13" COLOR	\$149.00
Zenith 12" Amber 122	\$ 77.95
Zenith 12" Green 123	\$ 77.95
NEC 12" Green	\$ 69.95
Cable for monitors	\$ 6.95

<b>SPREADSHEETS</b>	
Vizastar 64	\$79.95
Vizastar (d,c)	\$86.95
Practical(d) or (f)	\$12.95
Calitk	\$39.95
Programmable Spreadsheet	\$19.95
Calc Result Adv. (d,c)	\$67.00
EZ Calc	\$19.95
Cardco Calc Now64	\$31.95
Calc Result Adv.	\$67.00

<b>BI HARDWARE</b>	
BI-80	\$106.95
Buscard II	SCALL

<b>CARDCO</b>	
Graph Now	\$29.95
Numeric Keypad	\$35.00
5 slot expansion CB/5	\$58.00
Mail Now 64 (d)	\$31.95
Spell Now (d)	\$31.95

<b>UTILITIES</b>	
CSM 1541 Align (d)	\$29.95
Simon's Basic	\$29.95
Canada A-M (d)	\$39.95
Merlin 64 (d)	\$33.95

<b>INTEGRATED SOFTWARE</b>	
Trio (d)	SCALL
Homepak (d)	\$39.99
Vizastar	\$79.95

<b>MISCELLANEOUS</b>	
Koalapak w/Printer	\$59.95
Koala Printer (d)	SCALL
Kid Pro Quo (d)	\$27.99
Softsync Personal Acct. (d)	\$32.95
FCM (d)	\$19.95
Cont. Home Acct. (d)	\$46.95
Complete Personal Acct. (d)	\$54.00
64 Doctor (d)	\$24.95
Timeworks Inventory, A/P, A/R, C/F, General Ledger, Payroll (d)	\$40.95 ea
PC Pal Printer Stand	\$19.95
1541 Express	SCALL
Fast Cable	SCALL
Epyx Fast Load	\$24.95
Broderbund Print Shop (d)	\$25.95
Graphics Library I (d)	\$16.95
Naverone 3-slot cartridge expander	\$27.95
Musicalc	SCALL

To order by mail: We accept money order, certified check, personal check. Allow 2 weeks for personal check to clear.  
Shipping: \$2.50 for software and accessories \$10.00 for printers and color monitors \$8.00 for disk drives and other monitors Add \$3.00 per box shipped COD. Call for other shipping charges. Additional shipping required on APO, FPO, AK, HI, and foreign orders.

Terms: ALL PRICES REFLECT CASH DISCOUNT, ADD 3% FOR MASTERCARD OR VISA. Manufacturer's warranty honored with copy of our invoice. ALL SALES ARE FINAL. Defective items replaced or repaired at our discretion. Pennsylvania residents add 6% sales tax. Prices and terms subject to change without notice.



## TUSSEY COMPUTER PRODUCTS


P.O. BOX 1006  
STATE COLLEGE, PA 16804



# FAST DELIVERY

## Lowest Holiday Prices

### Fast Service Experience, and Affordable Prices



# ORDER TOLL FREE (800) 992-3300

Mon. thru  
Fri. 9-8  
Sat. 10-6

## Commodore

**C-128 \$297** Call for Specials

1571 Disk Drive  
\$259

1902  
Monitor  
\$299



**Special Holiday Package**  
C-128 Computer  
& 1571 Disk Drive  
**\$549** GREAT BUY!

FREE Box of Disk with Holiday Package

### Holiday Special



#### SUBLOGIC

Flight Simulator ..... \$31.95  
Jet Simulator ..... \$31.95

#### MICROPROSE

F-15 Eagle ..... \$22  
Solo Flight ..... \$22  
Kennedy Approach ..... \$22  
Stunt Flyer ..... \$22  
Silent Service ..... \$22  
Acro Jet ..... \$22

#### EPYX

Fast Load ..... \$21.95  
Koron's Rift ..... \$26.95  
Winter Games ..... \$26.95  
Rescue on Fractalus ..... \$29.95  
The Eidolon ..... \$26.95

### WORD PROCESSING

**Special of the Month**  
**FLEET SYSTEM 2**  
Great Buy \$48

Paper Clip w/ speller ..... \$54

Home Pak ..... \$33

## Print Shop

Print Shop ..... \$25.95  
Graphic Library .. \$15.49  
Paper Pak ..... \$8.45

**ALL THREE \$49.95**  
**FOR**

### DATA BASES

PFS: File ..... \$39  
Super Base 64 ..... \$48

**Special of the Month**  
**The Consultant**  
**\$39.95**

### SPREAD SHEET

Multiplan ..... \$59  
Homepak ..... \$34

**COMPUERVE STARTER KIT \$19.95**

## SG-10 \$219

SG-10C ..... \$229  
SG-15 ..... \$359  
SD-10 ..... \$322  
SD-15 ..... \$444  
SR-10 ..... \$479  
SR-15 ..... \$579

**RX-80 ..... \$218**  
Homewriter 10. \$244  
NEW LX-80 ..... \$210  
FX-85 ..... \$329  
FX-185 ..... \$459  
DX-10 Daisywheel . \$245

## PANASONIC

1091 ..... \$232  
1090 ..... \$185



## SANTA'S SPECIAL

### MPS 801 Printer

**\$109** Reg. \$199



**FREE 4K BUFFER** When  
You Buy a MW 350 For \$69

While Quantities Last

PRINTER INTERFACES Cardco + G Wiz ..... \$54  
Datashare PPI ..... \$41 MW 302 ..... \$39  
Tymac Connection . \$54 Grappler CD ..... \$84

## COMPUTER COVERS

Reg. \$15.95 **\$6.99**



Features  
heavy duty  
canvas  
with vinyl  
interior  
waterproof

CMD 64 ..... \$6.95  
VIC 20 ..... \$6.99  
Disk Drive ..... \$6.99  
Epson MX 80 ..... \$7.99  
Epson MX 80 FT \$7.99  
Okidata 92 ..... \$7.99

## RIBBONS

Epson MX-80 ..... \$5  
Epson M/Rx-100. \$8  
SG 10/15 ..... \$3  
Panasonic ..... \$9

## PAPER

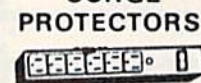
Mail Labels (1000) ..... \$8  
1000 sheets... \$19.95  
2500 sheets... \$34.95



## BULK

SS/DD DISK  
10 50 100 500  
96c 92c 89c 85c  
Disk Storage Case  
10 Disk... \$2.95

## SURGE PROTECTORS



1 Outlet ..... \$9  
4 Outlet ..... \$24  
6 Outlet ..... \$28

**Great Gift**  
**1541 FLASH**  
**\$54.95**

**CARDCO 5 SLOT**  
**EXPANDER**  
**\$49.95**

## TIME WORKS

Wordwriter ..... \$37.95  
Datamanager II ..... \$39.95  
Swiftcalc ..... \$39.95  
Money Manager ..... \$19.95  
Electronic Checkbook ..... \$19.95



**Modem**  
**1670**  
**1200 Baud**  
**\$164**

## ELECTRONIC ARTS

Adventure Construction ..... \$31.95  
Bard's Tale ..... \$31.95  
Carriers at War ..... \$31.95  
Racing Destruction. \$25.95

## INFOCOM

Deadline-D ..... 29.95  
Enchanter-D ..... 24.95  
Infidel-D ..... 29.95  
Planetfall-D ..... 24.95  
Sorcerer-D ..... 29.95  
Starcross-D ..... 29.95  
Suspended-D ..... 29.95  
Witness-D ..... 29.95  
Sea Stalker-D ..... 24.95  
Zork I, II or III-D ..... 27.95  
Wisbringer-D ..... 29.95

# PC GALLERY

P.O. Box 3354  
Cherry Hill, N.J. 08034

FOR INFORMATION  
CALL MON-FRI 10-5  
**(609) 596-1944**

U.S.A. Shipping Charges: All Software & Accessories \$3.00, Printers \$9, Disk Drives \$8, Monitors \$10, Add \$3.00 per box of C.O.D. Ordering and Payment Policy: prices reflect a cash discount. For Visa & MasterCard add 3%. Immediate delivery with certified check or wired funds. N.J. residents add 6% for sales tax. Prices subject to change. Returned Goods Subject to a Restocking Fee.



# machine language for beginners

## Exploring The 128's Monitor

Richard Mansfield  
Senior Editor

Let's take a look this month at a special feature built into the new Commodore 128 which makes life easier for ML programmers. The several early Commodore machines—the PET, 8032, and Super-Pet which preceded the VIC and 64—all had a doorway to ML called a *monitor*. Open this door and you go down below BASIC, down into the computer's engine room where you can get close to the micro-processor and the computer's memory.

The VIC and 64 did not come with a monitor (though you can buy add-on monitors or find monitor programs like *Supermon* and *Micromon* in books). Nonetheless, it's nice to have a resident monitor, a permanent, easy passageway into the heart of the machine.

On the 128 you just type MONITOR or press f8 and you're in a different world, with new prompts and new commands. Here's a rundown of the various commands:

- *Compare* takes a look at two separate sections of memory and prints the address of any locations which differ. You might use this to see if two programs differ or to quickly determine which version is the more recent. (Each command is a single letter. Compare, for example, is activated with: C 1000 2000 8000 which prints out differences in memory between 1000-2000 and 8000-9000.)

- *Fill* fills a range of memory with a specific value. It's sometimes used to lay down a zone of zeros in, say, the second cassette buffer, prior to running a commercial program. Then, you can go back and look at the blanket of zeros and quickly see which locations are being used by the commercial program for storage.

- *Go*, like SYS, starts the execution of an ML routine, which should end with a BRK if you want to reenter the monitor.

- *Hunt* is particularly useful for tracking down ROM locations that you might want to use. If, for example, you know that a 64 ROM routine to print out numbers starts with PHA:TAX, you could request a hunt for this pattern of bytes in 128 ROM and find out where to JSR. (H 1000 2000 48 AA would look for PHA:TAX.)

- *Jump*, which is undocumented in the System Guide, performs a JSR to an ML routine. It does the same thing as *Go*, with one exception. If you jump to a routine that ends with RTS, you return to the monitor. But if you *Go* to the same routine, the RTS sends you back to BASIC.

- *Load* loads a file from tape or disk.

- *Memory* goes through a specified range of memory and prints the numeric and character values therein. This can be used both for locating special areas of ROM like the BASIC keywords or for checking that your ML program is working correctly by looking at its buffers, pointers, etc. after a BRK in a running program.

- *Registers* shows you what's currently in the Accumulator, X, and Y registers as well as the program counter (where you were in memory when BRK took effect) and the status register. The registers are automatically printed on screen when you enter the monitor. It's quite useful when debugging to see where you hit a BRK and what's going on with the registers. This is the equivalent of inserting STOP in your BASIC programs and then asking for variable values with ? VARIABLENAME so you can try to locate where things are going awry.

- *Save* is very valuable. You

can save any section of memory to disk or tape, even the screen. If you've tried to save machine language programs on the VIC or 64 without a monitor or assembler, you know how useful a built-in ML save command is (S "NAME",08, 1000,2000).


- *Transfer* sounds better than it is. It allows you to move any section of memory to another location. Unfortunately, most ML isn't relocatable (JSR's, etc., still target their old addresses). The best way to relocate ML is to use an efficient assembler where you can simply change the start address and reassemble at the new location.

The monitor also allows you to change the values in the registers (to set up a test); to directly modify the bytes in memory (not too useful unless you're typing in a "hex dump" type listing from a book or magazine); and to directly type in mnemonics (very useful when you want to insert a BRK, NOP, or test values). Possibly the most valuable tool in the monitor is the disassembler. Like BASIC's LIST command, a disassembler will display the fundamental source code of any ML and then you can directly modify it, and test it again. There's also a mini-assembler, but unless you're creating a very short ML routine, it's far better to stick with more effective assemblers.

Some of the facilities of the monitor are more valuable than others, and it would have been nice to have a single-step trace function. But when you're trying to hunt down those elusive bugs in an ML program, there's nothing like having a good, built-in monitor only a function key away. In fact, on some computers the monitor is called, simply, *the debugger*. ■



## NEW FOR C-64 and C-128 THE KEEPER



ONLY \$39<sup>95</sup>

Revolutionary new technology enables virtual storage of 8192 bytes of high speed RAM. With write protect and in/out switches, the KEEPER adds new dimensions to your computing capability. Designed for the Commodore C-64 and C-128.

- Make Auto-Start Cartridges of Your Own Programs
- Built-in Software Makes Use EASY
- Copy BASIC or Machine Language Programs
- Instant Program Recall
- May Be Used Over and Over
- Guaranteed for 1 Year

## MASTER LOCK

Here, at last, is a program that will protect your software programs from unauthorized duplicating. 1 to 1 million copies can be protected, fast and easy.

- Specially designed for the C-64 and 1541 Disk Drive.
- Completely encrypts and protects your programs.
- Fully compatible with almost all machine language and basic programs — can even support chained programs.
- Contains a special feature which protects your program from being 'broken.'
- Incorporates all the latest techniques in program encryption and protection.
- Each system has been specially prepared and is unique from all other systems — only you are able to make working duplicates of your own protected programs.
- Simple and easy to use — entirely menu drive with prompts.
- Will stop virtually all software copiers from duplicating your programs.
- Fast and reliable protection routine does not take away any useable space from your disk — all 664 blocks are available for use.
- Easy to follow step by step instructions are included on the disk.
- A **must** for all programmers who do not want their programs to be in public domain!

Even the "nibblers" can't copy them. Not even \*Disk Maker, \*Mister Nibbles, \*Copy II, \*Ultra Byte or \*Fast Hackem. The time to protect your disk is only 5 (five) seconds and each Master Lock makes a different protection scheme. Only.

- \*Disk Maker™, Basix
- \*Mister Nibbles™, Full Circle
- \*Copy II™, Central Point Software
- \*Ultra Byte™, Ultra Byte
- \*Fast Hackem™, Basement Boys Software

\$29<sup>95</sup>

## GRAPHIC LABEL MAKER

Give your labels the professional touch. With Hi Rez Graphics make your own design or use one our 60 premade labels with easy to use on screen editor. You can insert up to three lines of text then choose the picture you want to put on the left hand side of the label. Then you can print out as many labels as you want. This has got to be the neatest label program out there and it's only

\$24<sup>95</sup>



\*Now works with Print Shop

\*Also available — the x-rated Graphic package for the 64 and your print shop. There's 60 Hi Rez pictures

\$24<sup>95</sup>

## TOOL BOX

This disk has over 100 routines, some of them are routines for protection, smooth scrolling, modem routines, and sound and color routines, bootmaker, paddle and joystick, read terminal, auto dial, auto answer. They can easily be incorporated into all of your programs. It is also fully documented. With this disk alone you could build your own program. This disk has a lot of tricks that are used in commercial software.

\$19<sup>95</sup>

## 1541 M.A.S.H.

Now you can service your own 1541 disk drive using 1541 M.A.S.H. Save big bucks on repair bills. Rate the performance of your drive. Test and adjust RPM's. Test and adjust head alignment. Step by step instructions that anyone can follow. Pays for itself the first time you use it to adjust a misbehaving drive. No knowledge of electronics is necessary. All you needs is a screwdriver and 20 minutes.

NOW ONLY \$19<sup>95</sup>

## SWIFTERM AND MODEM This is the best package anywhere!

### SWIFTERM:

is absolutely the easiest terminal program available anywhere.

- Works with the 1660, and Westridge Modem
- New printer and midwestern protocol
- Printer dump
- DOS commands access from menu
- Phone book
- Auto dial (with auto redial)
- 29K storage buffer
- Save to disk
- Standard ASCII up/down loading
- 300/1200 Baud

This is an excellent easy to use program for a very reasonable price.

### THE MODEM:

Auto dial, auto answer, 300 Baud modem that is 100% compatible with Commodors 1650 modem, so all our software will run with it.

ALL THIS FOR ONLY \$35<sup>95</sup>

So why buy just another terminal program when you can get a modem, too!?!?

300/1200 BAUD

Modem for the C-64

With Swifterm \$169<sup>00</sup>

## DISK TRACKER

Now you can log all of your disks into a neat filing system. Automatically record disk names and program titles. Allows you to quickly scan what you've got. Sorts titles; prints jacket covers; store up to 1600 disk directories on one disk. Search quickly through your entire disk collection for a misplaced program. Works with one drive or two. Fast, easy operation. This program is a must for everyone!

ONLY \$19<sup>95</sup>

## SUPER LOAD

A cartridge based program that allows the user to customize the computer will power up. User has the option to come up to a menu of the disk or define his/her own loading procedures.

- menu mode allows one button loading and running of programs.
- allows user to load programs automatically from the power up stage.
- load wedge first, change colors, then load application without touching the keyboard.
- can be used to load up multiple utilities in a row without typing them in every time.
- reset switch included to provide easy reloading of next program.

\$19<sup>95</sup>

## HAVE WE GOT A MESSAGE . . . FOR YOU!

**Message** . . . is a unique graphics integration package which allows you to continuously display hiresolution and multicolor files. Up to 12 files\* may be stored in memory and displayed from 1 to 59 seconds each.

**Message** . . . can use Print Shop 'Screen Magic' files, Flexidraw files, Doodle!, Koala Painter, and more! **Message** . . . even comes with a 'Screen Maker' program to create your own message files!

Use **Message** . . . for advertising displays, titles for home videos, art shows, etc. . . . **Message** . . . even plays background music to accompany displays and you can create your own music files with the 'Music Maker' program.

Also included are 'Graphic Aids' utilities for conversion of different file types, including conversion of Koala Painter files to Doodle! or Print Shop!

The price for all this? Just \$19<sup>95</sup> including shipping and handling

\*Actual number of files dependent on file complexity.



## MAGNUM LOAD

Programed by Jim Drew

**MAGNUM LOAD** is a new replacement KERNAL (operating system) ROM chip for your Commodore 65 or 128 computer that will load and verify programs up to 6 times faster than before. The tape routines have been removed from the old chip and in their place have been put a high-speed loader, high-speed verify, and disk driver no-head-rattle routine. Unlike the older cartridge fast loaders, no ports are tied up at the rear of the computer, the screen is not blanked during loading and there is no wear-and-tear on the expansion port. For maximum convenience and performance, the chip is installed directly in the circuit board. Generally a socket has already been provided to make the operation easy, but occasionally some soldering may be required. Now you can give your 1541 disk drive "1571 speed."

Rather than give you more exaggerated claims about how many times faster our ROM chip is compared to the slower cartridge versions, a comparison chart is supplied listing MEASURED loading times.

Program	Star-Dos	Reg. Load	Mach 5	Fast Load	MAGNUM LOAD
Pitstop II .....	?	144 sec.	43 sec.	41 sec.	31 sec.
Music Shop .....	?	105 sec.	105 sec.*	105*	21 sec.
Hitchhiker's Guide to the Galaxy .....	?	70 sec.	70 sec.*	N.G.**	68 sec.
On-field Football .....	?	149 sec.	66 sec.	63 sec.	58 sec.
EASY FINANCE I .....	?	58 sec.	13 sec.	13 sec.	11 sec.

**\$24<sup>95</sup>**

For 1541 or MSD Version

**\$39<sup>95</sup>**

for Combo Version

\*Will not fast load - defaulted back to regular load

\*\*Failed to load at all

## D-CODER

- Translates any machine language program into easy-to-read English descriptions with complete explanations of each command.
- Makes complete notations of all important memory locations accessed by the program (SID, VIC, MOS, KERNAL, etc.)
- Gives you three ways of accessing programs:
  1. Will read and list programs from DISK
  2. Will read and list programs from MEMORY
  3. Direct user input (from magazines, etc.)
- Can be used to locate and examine any machine language program's protection routines!
- Can be used to easily break apart machine language programs for study and examination!
- Printer option for complete hard copy listings!

**\$19<sup>95</sup>**

You no longer need to be an EGGHEAD to read Machine Language.

## N-CODER

THE PERFECT COMPANION PROGRAM TO D-CODER!

- Allows you to easily make changes in machine language programs ... right on the disk!
- Rewrite ability allows code to be altered and then rewritten directly to the disk!
- Features sector-by-sector scrolling assembly language display of machine language programs!
- Notation of ASCII text equivalents for easy spotting of embedded text strings!
- Handy reference display of all assembly language commands and their ML numerical equivalents!
- Byte splitter for easy splitting of decimal addresses into low byte-high byte format!

**\$19<sup>95</sup>**

## SOFTWARE PROTECTION HANDBOOK Third Edition! Now Available!

If you're tired of being harassed by protected software and too many copy programs, then this is the book for you! This 224 page manual covers the gamut from legalities to protection methods to step-by-step back up procedures. Now you can learn both how to protect and unprotect software! The techniques covered include copying cartridges to tape or disk, tape protection, and disk protection. Disk protection covers error numbers 20, 21, 22, 23, 27 and 29 plus single track formatting, header modification, header swapping, half track reading and writing, reading and modified bit densities, formatting illegal track/sectors, sync writing and more! The Third edition explains, tells how to detect and how to write them with included software.

C-64 Book Only ..... **\$19<sup>95</sup>** US  
 Book & Disk of all Programs ..... **\$29<sup>95</sup>** US  
 This manual does not condone piracy \*Shipping: \$2.00

## 'TRACK TRAP' The 1541 Disk Expander! • Supplement to the Software Protection Handbook •

The most unusual and innovative protection analysis tool for the Commodore yet! — **Not For Beginners** — This system expands your 1541 drive giving capability otherwise only possible for professional disk duplication equipment. Now you can create or analyze exotic forms of disk protection. 'D.O.S. Kings Take Note!' — Entire tracks of data can be read and written without regard to 'standard' sync and format. You are not longer limited to sector by sector searches. Whole track readouts reveal hidden data even when all or most of the sectors have been erased. Uncovers and writes data under errors, pulse coded sync or data, hidden data and access codes, multiple track densities and more! This supplemental manual covers the complete implementation of the track trap system including necessary software and hardware documentation.

Track Trap disk expanded manual ..... **\$9<sup>95</sup>** US

## Top Secret Stuff I and Top Secret Stuff II

Programed by Jim Drew

Are both collections of 20 programs per diskette (that works out to about \$1.00 per program!) that help you explore and enhance your Commodore 64 and/or 128 and 1541 disk drive. Now you can unlock many secrets formerly known only to top machine language programmers by using these sophisticated "tools." If you have ever been curious about the inner workings of your computer system, now is your chance to dig in and find answers with the help of these programs. These collections of programs have gotten rave reviews from actual users, and we are sure that you, too, will be pleased.

The programs include on each diskette are listed below

### TOP SECRET STUFF I

- The Dock (view/repair disk contents)
- Sync Checker (diskette)
- Imbedded Track Number Creator
- Disk Manipulation System
- 3 Minute Copy (backup program)
- Diskette Matcher (compare sectors)
- Unscratch A File (recover file)
- View BAM (block allocation map)
- 1541 Read/Write Test
- 1/2 Track Reader
- Header Reader (display disk header)
- Sync Maker
- Device Number Change (disk drive)
- Electronic Arts Backup
- Drive Mon (disk drive m/1 monitor)
- Diskette File Log (start-end address)
- Write-Protect Sensor Test
- Repair A Track (recover data)
- Fast Format (10 seconds)
- 1/2 Track Formatter

### TOP SECRET STUFF II

- RAM Test (test Computer RAM)
- Copy \$A000-\$FFFF (under ROMS)
- Display G.C.R. (All sector data)
- Un-Write Protect (diskette)
- Unnew Program
- Wedge - \$8000
- Smooth Scroll (messages up screen)
- Koala Dump (koala pad screen dump)
- Disk Manipulation System
- Disk Eraser (20 second clean wipe)
- Split Screen (TWO screen colors)
- Disk Protection System (stops copies)
- Write Protect (diskette)
- Boot Maker (autobook BASIC programs)
- Wedge - \$C000
- Diskmatcher II (high speed version)
- No Drive Rattle (on reading errors)
- 3 Times Disk Drive Head Speed
- Monitor Test (check video monitor)

**\$19<sup>95</sup>**

**\$19<sup>95</sup>**

## WAR GAMES AUTODIALER

1. **Auto Dial** will automatically dial a set of numbers you choose.
2. **Review Numbers** will review numbers that were answered by a computer.
3. **Save Numbers** will save numbers where a computer answered.
4. **Hardcopy of Numbers** will print out list of numbers where a computer answered.
5. **LOAD Numbers** will load in numbers to continue where it left off.
6. **Continue** will pick up dialing where it was interrupted.



**\$29<sup>95</sup>**

## BBS

- 300/1200 Band
- Remote access for sysop
- 2 levels of security for up and down load
- 7 rooms (read and write) with 4 security levels
- Secret highest level
- Open chalk board
- Auto message cycling
- Printer option

Plus the only BBS with all three (3) protocols X modem, new printer and midwest term, so anyone can up/down load.

Don't be fooled by cheap imitations. This is the most comprehensive system available anywhere. Now at a new low price.



**\$39<sup>95</sup>**

Enclose Cashiers Check, Money Order or Personal Check. Allow 14 days for delivery. 2 to 7 days for phone orders. Canada orders must be in U.S. Dollars. VISA — MASTER CARD — C.O.D.

Programs for C-64 \$2.00 S & H on all orders  
 Software Submissions Invited



# MegaSoft Limited

P.O. Box 1080, Battle Ground, Washington 98604

Phone 800-541-1541 • BBS 206-687-5205. After Hours Computer to Computer Ordering.



## Heart of Africa

You've found it! The fabled tomb of Pharaoh Ahnk Ahnk is lost no more. Had he not perished in the search, your mysterious benefactor, Hiram Primm, would have reveled in the secrets of those popular and efficacious Egyptian embalming fluids. As for you—well, perhaps you can content yourself with immeasurable wealth and the undying celebrity of your discovery. And—just maybe—begin to forget the harsh travails of your journey.

The legendary tomb is your goal in *Heart of Africa*, a delightful new offering from Electronic Arts. The game is a successor to Ozark Softscape's *Seven Cities of Gold*, and the two share a strong superficial resemblance. Overall game mechanics are similar. In both, the player must traverse territory represented by thousands of screens of scrolling maps. Success is measured by the extent of your discoveries and the wealth you amass, and by your ability to manage your resources and master the logistics involved in exploring vast and dangerous regions.

Beyond this, the differences become significant. *Seven Cities of Gold* is a game of conquest and greater scale. Violence against the natives is an indispensable tool, and you have 60 years in which to dominate two uncharted continents and their inhabitants. In real time, it may take 15 hours and several sessions before you and your small army are suitably rewarded by the hypocritical court back home in Europe.


*Heart of Africa* offers satisfaction on an individual level. It's 1890, about 20 years after Stanley's famous search for Livingstone, when you arrive in Cairo—totally alone, as you will be throughout the game. All you've got to go on are vague rumors about the tomb, and the meagre funds provided for you from Primm's will. And you've only got five years to complete your quest.

During that period, you'll need to cover thousands of miles, meet and talk to numerous different tribes, finance your trip, figure out where the elusive tomb lies, and stride carefully through a continent as rich in peril as it is in mystery. It's a difficult balancing act, made worse by a severe shortage of time. If

you fail, you die, lost like Primm himself, a man whose mettle could not match his vision.

In that case, you'll want to play again. Although the African continent remains the same (it's geographically accurate), the locations of the tomb and valuable commodities are shifted for every game, as are messages and clues. Marvellous surprises may spring up at any time, but remember—pestilence, disease, treachery, and disaster will also strike in an equally unexpected manner.

Although it wouldn't be fair to give away too many specifics or details of game strategy, there are some general features of the program that bear mentioning.



Most crucial of all, you must immerse yourself in the native cultures to survive. The ability to resupply depends largely on the friendliness of your relations with the Africans. Dealing diplomatically with the tribes and their various customs and languages is the key to tracking down the legend of Ahnk Ahnk. You'll explore cities and villages, enter buildings, and talk directly with individual natives. And you'll see all this in detailed, close-up graphics. Several geographical aids are available to you, but you must remember to include them in your pack before you set forth. As a further boon to the weary traveller, the computer provides you with a constantly updated diary of events and clues, all described in ornate late-Victorian prose. This record, like the other features, is accessed through joystick control of icons and multiple screen windows. It's fast, flashy, and very easy to use.

As with all Ozark Softscape games, there's a lot of trading involved. In this

case, it's more critical than usual because your resources are limited, and you can carry only what will fit into your pack. You're helped a little by the ability to cache supplies anywhere, but hindered severely by the perishability of foodstuffs in the African heat. There are also some strange and terrible afflictions awaiting you, but surely you're not the type to turn back now.

This game is a real pleasure to play, especially when fate turns evil and the only hope is your own fierce resolve to get to the tomb. A full game can be played in about three-and-a-half hours, and it can be saved at just about any point, making it considerably more manageable than its predecessor.

In the end, it is a hopeful game, and certainly not for conquistadors. Violence will avail nothing, except for some suitably sardonic screen messages or possibly your own demise. In a time of very real drought and famine in Africa, it's useful to be reminded of the long history of this great continent. Admirably and entertainingly, *Heart of Africa* also reminds us that the role of the "civilized" explorer need not be one of bloodshed and plunder. This is a game of wonder and discovery.

—Lee Noel, Jr.


Electronic Arts  
2755 Campus Drive  
San Mateo, CA 94403.  
\$32.95 (disk)

## Hardball

Growing up around baseball was lots of fun. Being the batboy for my hometown's minor league team, I learned lots of things about the game that casual onlookers never pick up. Upon seeing Accolade's *Hardball* for the first time, the memories started to flow. Chasing fly balls, picking up bats, stealing signs, watching a pitcher's "stuff," standing in as a practice batter for the players—it all came back. This is where I learned to appreciate the art of pitching and the art of batting, and the feel of those days of my youth returned as I looked at that screen for the first time. If there's a better baseball simulation on the market, I haven't had the pleasure.



# A BRIGHT NEW STAR FOR A COMMODORE TO PRINT BY



**Now you can own a sophisticated, affordable printer that's made just for your C-64™**

Here's a dual-mode Star printer that delivers 120 cps draft and 30 cps *near-letter-quality*. With outstanding graphics ability. Interface cable. And friction and tractor feed. All standard.

And it's the best-selling printer for the best-selling home computer!

Star's made-for-Commodore® printer needs no add-ons. Just plug it into your computer and go to work. It's made at a price that can't be beat.

You've got the computer. Now get everything out of it. Get the Star that's labelled "C." There's no better mate made for a Commodore.

**star**   
**micronics**



CALL TOLL FREE 1-800-631-1003



COMPUTER

CENTERS  
of AMERICA  
MAIL ORDER, LTD.

AFTER

**DELIVERED PRICE!**



**commodore**  
**128**  
**PERSONAL COMPUTER**  
**\$265**

\*Including: Shipping, Handling and Insurance — No Extra Charges

**DELIVERED PRICE!**



**commodore**  
**1571**  
**DISC DRIVE**  
**\$249**

\*Including: Shipping, Handling and Insurance — No Extra Charges



**commodore**  
**1902**  
**MONITOR**  
**CALL FOR PRICE**



**commodore**  
**64 PACKAGE**  
Includes:  
• Commodore 64 Computer  
• Commodore 1541 Disc Drive  
• Commodore 803 Printer  
**\$399.95**

To Substitute A Color Monitor for the 803 Printer, Please Add \$40

**MEMOREX SPECIAL**  
**WORK STATION**  
Regular Price ..... 29.95  
Factory Rebate ..... 5.00  
**YOUR COST \$24.95**



\*20 Disks \*Disk Case

**DISKETTES**

Nashua .....	\$ 8.95
Scotch .....	\$11.95
Maxell .....	\$11.95
Memorex .....	\$ 8.95*
BASF .....	\$ 8.95

\*After \$3 Rebate

**INTERFACES**

Teleys Turboprint GT	
Prints Enhanced Graphics	\$59.95
Cardco G+	Call for Price
Microworld	Call for Price
PPI	\$44.95
Xetec - Super Graphics Sr.	\$69.95
Xetec - Super Graphics Jr.	\$49.95

**JANUARY IS COMPUTER SOFTWARE MONTH AT**


**EPYX**  
BUSINESS SOFTWARE FOR 128  
COMMODORE COMPUTER  
MICROSOFT MULTI PLANNER | PROGRAMMER'S BASIC TOOL KIT  
**CALL FOR PRICES**



**EPYX YOUR CHOICE \$19.95**

Kronis Rift - Lucas Games	Temple of Asphai
Eidolon - Lucas Games	Trilogy
Ballblazer - Lucas Games	Jet Combat
Rescue Fractalus - Lucas Games	Simulator
Fastload	GI Joe
Wintergames	Summer Games I or II
Hot Wheels	Barbie
	Baseball


**CBS**



Sesame Street Letter-Go-Round .....	\$19.99
Big Bird's Fun House .....	\$19.99
The Sea Voyager .....	\$24.99
Weather Tamers .....	\$12.99
Movie Musical Madness .....	\$ 9.99
Success w/Decimals (Add./Subt.) D-T .....	\$14.99
Success w/Decimals (Mult./Div.) D-T .....	\$14.99
Success w/Fractions (Add./Subt.) D-T .....	\$14.99
Success w/Fractions (Mult./Div.) D-T .....	\$14.99
Ducks Ahoy .....	\$19.99
Ernie's Magic Shapes .....	\$19.99
Murder by the Dozen .....	\$23.99
Astro-Grover .....	\$24.99

**SPECIAL LIMITED SUPPLY — SPECIAL GROUPING**

**commodore**



Assembler D .....	\$27.95
Easy Finance I, II, III, IV-D .....	\$19.95
Easy Calc-D .....	\$64.95
Easy Script-D .....	\$39.95
Easy Spell-D .....	\$19.95
Logo-D .....	\$49.95
The Manager-D .....	\$37.95
General Ledger .....	\$37.95
Accts. Rec.-D .....	\$37.95
Accts. Pay.-D .....	\$37.95
Magic Desk-D .....	\$62.95
Silent Butler .....	\$24.95
Sky Travel .....	\$27.00

IN NEW YORK STATE CALL TOLL FREE  
1-800-221-2760 or 516-349-1020

**1-800-631-1003**

OR WRITE: COMPUTER CENTERS OF AMERICA, 81 TERMINAL DRIVE, PLAINVIEW, NY 11803



**DISTRIBUTOR PRICES ARE NOW ACCESSIBLE!**

# HOLIDAY SAVINGS

**DELIVERED PRICE!**



**Gemini SG10 PRINTER**

**\$215**


\*Including: Shipping, Handling and Insurance — No Extra Charges



**Goldstar 13" COLOR COMPOSITE MONITOR**

\*Cables Included • 1 Yr. Mfr. Warranty

**\$124<sup>95</sup>**



**CMS FOR 128 Commodore PERSONAL COMPUTER SPREAD SHEET BOOK PACKAGE**

**\$139<sup>95</sup>**

**PRINTER SPECIALS FROM CCA**

**GEMINI STAR 10X**

**\$149** Limited Supply

**STAR POWER TYPE**

**\$289<sup>95</sup>**

• Letter Quality • 18 CPS • 13" Carriage with Comm. Interface

**MODEMS**



**Mighty Mo . . . . . \$64<sup>95</sup>**

Commodore 1660 **Call for Price**

Commodore 1670 **Call for Price**

**JOYSTICKS**



**GIM Professional Joystick**

• 2 Fire Buttons • Contoured Handle • Lifetime Guarantee • Comparable to 3-Way

**\$9<sup>95</sup>**

**WICO JOYSTICKS**

The Boss	The Bat	3-Way
<b>\$12<sup>88</sup></b>	<b>\$14<sup>88</sup></b>	<b>\$19<sup>88</sup></b>

**AND MORE!**


## COMPUTER CENTERS OF AMERICA!!!!

**ACTIVISION®**



Pet Person (Little People) . . . . .	<b>\$24.88</b>
Fast Trax . . . . .	<b>\$24.88</b>
Hacker . . . . .	<b>\$14.88</b>
Alcazar . . . . .	<b>\$14.88</b>
Countdown to Shutdown . . . . .	<b>\$14.88</b>

**ACCESS**



Neutral Zone D-T . . . . .	<b>\$20.95</b>
Spritemaster D-T . . . . .	<b>\$20.95</b>
Beachhead D-T . . . . .	<b>\$20.95</b>
Master Composer D . . . . .	<b>\$23.95</b>

**PROFESSIONAL**

**Fleet System 2**  
The Largest Spell Checker Available For Your Computer  
90,000 Words on C-64/128  
70,000 Words on Atari

**\$59<sup>95</sup>**




Quest . . . . .	<b>\$19.99</b>
Transylvania . . . . .	<b>\$19.99</b>
Sword of Kadash . . . . .	<b>\$19.99</b>
Xyphus . . . . .	<b>\$19.99</b>
Graphics Magician Picture Painter . . . . .	<b>\$21.99</b>

**WE'RE PROUD OF OUR PRICES — SATISFACTION GUARANTEED**

Check, Money Order, MC or VISA accepted / No additional charge for MasterCard and Visa / Call for shipping and handling information / NYS residents add applicable sales tax / Prices and availability are subject to change without notice / All factory fresh merchandise with manufacturer's warranty. Dealers Welcome. Call for recent price reductions and new rebate information. Plus shipping and handling. No returns without return authorization number.









With NRI training at home, you can . . .

# Move up to a high paying career servicing computers



## And you can start by actually building NRI's 16-bit IBM-compatible computer.

You can create your own bright, high paying future as an NRI trained computer service technician. The biggest growth in jobs between now and 1995, according to Department of Labor predictions, will occur in computer service and repair, where demand for trained technicians will double. There is still plenty of room for you to get in on the action—if you get the proper training now.

### Total computer systems training, only from NRI

To learn how to work on computers, you have to get inside one. And only NRI takes you inside a computer, with total systems training that gives you hands-on experience with computers, peripherals, and software. As part of your training, you'll build a Sanyo MBC-550-2, which experts have hailed as the "most intriguing" of all the new IBM-compatibles.

Even if you've never had any previous training in electronics, you can succeed with NRI training. You'll start with the basics, rapidly building on the fundamentals of electronics until you master advanced concepts like digital logic, microprocessor design and computer memory. You'll probe into electronic circuits, using the exclusive NRI Discovery Lab® and professional Digital Multimeter, that you keep.

### Learn to service today's computers

You'll assemble Sanyo's intelligent keyboard, install the power supply and disk drive, and attach the high resolution monitor—all the while performing hands-on experiments and demonstrations that reinforce your skills.

As you complete your Sanyo, you grasp the "secrets" that qualify you for a new career. You'll

learn to program in BASIC and machine language. You'll use utility programs to check out the Sanyo 8088 microprocessor (the same chip used in the IBM PC). And you also get over \$1,000 worth of software, including WordStar and CalcStar.

### Learn the basics at home

Most importantly, you'll understand the principles common to all computers. Only a person who fully understands all the fundamentals can hope to be able to tackle all computers. NRI makes sure that you'll gain the knowledge and skills to maintain, troubleshoot and service computers.

With NRI training, you'll learn at home on your own time. That means your preparation for a new career or part-time job doesn't have to interfere with your current job. You'll learn at

your own pace, in the comfort and convenience of your own home. No classroom pressures, no rigid night school schedules. You're always backed up by the NRI staff and your instructor, who will answer questions, give you guidance and be available for special help if you need it.

### Send for free NRI catalog

Let others worry about computers taking their jobs. With NRI training, you'll soon have computers making good paying jobs for you. Send the coupon today for NRI's 100-page catalog, with all the facts about computer training. If the coupon is missing, write to NRI Schools, 3939 Wisconsin Ave., Washington, D.C. 20016.

IBM is a Registered Trademark of International Business Machines Corporation.

# NRI

McGraw-Hill Continuing Education Center  
3939 Wisconsin Avenue, Washington, DC 20016



We'll give you tomorrow.

### Check one FREE CATALOG ONLY

- |  |   |   |
|--|---|---|
| <input type="checkbox"/> Computer Electronics with Microcomputers    | <input type="checkbox"/> Communications Electronics | <input type="checkbox"/> Automotive Servicing   |
| <input type="checkbox"/> Data Communications                         | <input type="checkbox"/> Industrial Electronics     | <input type="checkbox"/> Air Conditioning, Heating, Refrigeration, & Solar Technology |
| <input type="checkbox"/> Robotics & Industrial Controls              | <input type="checkbox"/> Basic Electronics          | <input type="checkbox"/> Building Construction  |
| <input type="checkbox"/> Color TV, Audio, and Video System Servicing | <input type="checkbox"/> Telephone Servicing        | <input type="checkbox"/> Locksmithing & Electronic Security                           |
| <input type="checkbox"/> Electronic Design Technology                | <input type="checkbox"/> Small Engine Servicing     |   |
| <input type="checkbox"/> Digital Electronics                         | <input type="checkbox"/> Appliance Servicing        |   |

For Career courses approved under GI bill,  
 check for details.

Name (Please Print) \_\_\_\_\_

Age \_\_\_\_\_

Street \_\_\_\_\_

City/State/Zip \_\_\_\_\_

Accredited by the National Home Study Council

153-026



# GUARANTEED SOFTWARE



## VIZASTAR for the C128

Vizastar, the integrated spreadsheet, database and graphics program that has the Commodore 64 world raving, is now available for the C128. It boasts 80 columns, and has over 40K of free memory in the spreadsheet. Those who already own Vizastar 64 will be pleased to know that your existing files can be read by Vizastar 128. Also, you can upgrade to the 128 version. Call us for details and pricing.

"The only other comparable product would be Lotus 1-2-3 for the IBM PC; nothing in the C64 world comes even close to the features of Vizastar."

AHOY July 85

"I found Vizastar would do anything Lotus 1-2-3 could, and then some. It's my Commodore choice to become the standard against which the others will be judged."

INFO 64 Magazine, Issue #7

"Vizastar is an exceptional package that rivals the features of programs such as Lotus 1-2-3 and offers C64 owners the kind of integrated software previously only available for higher-priced systems."

RUN Magazine, June 1985

"I scrutinized, tested and experimented with Vizastar extensively, but could find no weaknesses whatsoever. It is the most comprehensive, most flexible, most powerful and easiest to use integrated software package I've worked with."

Commodore Microcomputer, Sept/Oct 1985

"I use an IBM PC at work with Lotus 123. I feel Vizastar is just as good and in some ways better than 1-2-3."

Steven Roberson, NC. End User

"I have used Multiplan and Superbase; both are good pieces of software, but are inadequate when compared to Vizastar."

Jim Mathews, WA. End User

"So good, I bought a second C64 and Vizastar for my office. A wild bargain! You've saved me from having to buy IBM and Lotus."

Philip Ressler, MA. End User

## VIZAWRITE CLASSIC for C128

This is the new word processor from Vizastar's author, Kelvin Lacy and is the successor to Omniwriter, which he also wrote. All the features of Omniwriter are there, plus many significant enhancements, like auto pagination, on-line help, pull-down menus, full-function calculator and more. Up to 8 'newspaper-style' variable-width columns can help with newsletters.

Three different proportionally-spaced "near letter quality" fonts are also built-in for use with Commodore or Epson compatible printers. You can merge almost any other word processor file directly into Vizawrite, including Paper Clip and Omniwriter. Naturally, it is also compatible with Vizastar. At all times, what you see on the screen is exactly the way it will be printed out. Vizawrite can do mail-merges and has an integrated 30,000 word spelling checker that you can expand yourself.

## PROGRAM SPECIFICATIONS

Both Vizawrite and Vizastar are written in 100% machine language and run in the 128's FAST mode, making it lightning fast. They require a C128 with 80 column color or monochrome monitor. Both come with a cartridge, a diskette, a backup, and a reference manual. Vizastar also includes a 50 page tutorial book. Both work with 1541 or 1571 disk drives.

## RISK-FREE OFFER

Vizastar 128 is priced at **\$119.97**. Vizawrite's price is **\$79.97**. Vizastar 64 XL8 is now available for **\$119.97**. We are so positive you will be satisfied with our programs that we offer a 15-day money-back guarantee. Try it Risk-Free. Call us today or send a check or money order. VISA/MC accepted.

Calif. residents add 6.5% Sales Tax.  
Add P&H: UPS-\$4; COD/Canada-\$7.

**SOLID STATE SOFTWARE**

1125 E. Hillsdale Blvd., Suite 104  
Foster City, CA 94404-1609  
(415) 341-5606

• Dealer Inquiries Welcome •

Trademarks: Lotus 1-2-3/Lotus Development  
Commodore 64/Commodore Electronics Ltd. Multiplan/Microsoft

an 80-column monochrome monitor and a homemade cable.)

I tried the program right out of the box with only a peek or two at the manual. Immediately I was able to write a short letter which was mailed the next day—and it used only a small fraction of the 64K available for document storage. Any problems—if, indeed they were that—were due to my being used to another word processor. A novice user will love *Word Writer 128*, as many of the program options are described by pull-down menus (à la Macintosh), diminishing the need for constant reference to the manual.

*Word Writer* offers many of the options of "full-featured" word processors: move and copy text, search and replace, insert and delete, word wrap and format, indent and tab, page numbering, chaining, centering, form letters, and merges.

Other notable features include an 85,000-word spelling checker, a built-in calculator (with results you can insert in your text), utility programs (single disk copier and file converter), printer configuration programs (which work with most popular printers), and technical support from a toll-free hot line. *Word Writer* is also integrated with Timeworks' *Data Manager 128* and *SwiftCalc 128*.

For the most part, I have no hesitation in recommending this program. A beginner will appreciate its easy-to-learn format, and it does most of the things you'd expect a good word processor to do. However, *Word Writer* seems to be an odd mixture of a pre- and post-formatting word processor. The format command does not leave you with exactly what you get on the printed page. Furthermore, the command even formats *after* carriage returns, so lists can appear askew unless you disable this feature around the list.

There are some features found on more expensive word processors not included with *Word Writer*: headers, footers, and the ability to alphabetize lists or calculate numbers in columns or rows. It does, however, include all the standard features, and more, of the most popular word processors. (And the pull-down menus are a real bonus.)

If you're looking for dedicated 128 software, take a good look at this program. You can't go wrong—Timeworks will buy you another program if you find a better one in 90 days, an unusual and commendable offer.

—Harvey Herman

Timeworks, Inc.  
444 Lake Cook Road  
Deerfield, IL 60015  
\$69.95





## Super Huey

Aircraft simulations have become one of the most popular kinds of computer games available. They're sometimes realistic enough to make you feel you're actually flying. Now, Cosmi has introduced one of the first helicopter simulators for the Commodore 64. The game is *Super Huey*, and it puts you behind the controls of the Huey UH-1X, an experimental high performance aircraft.


You start at your own airbase, then select from one of four missions: Flight Instruction, Exploration, Rescue, or Combat. You select your option by entering three-letter codes into your onboard computer.

**Flight Instruction mode**—By following the instructions on your helicopter computer screen, you control everything from engaging the engines to flying around your territory. You are in total control of the aircraft, but the computer leads you through take-off and flight via instructions on your helicopter computer screen.

**Exploration mode**—Your task is to map out the general terrain and uncharted territory to find major geological features and other significant landmarks.

**Rescue mode**—Military personnel are lost in a mountainous region. You try to locate them, and, if possible, pick up the injured and return to the base.

**Combat mode**—There is a secret desert installation that could be a security threat. You're to determine the enemy's ground and air strength to decide if attack engagement is feasible. You'll battle tanks and helicopters using your aircraft's rockets and machine guns.



After you've selected one of these modes, enter POW (power) into the computer. The screen gives a view from the cockpit, including front window, two side windows, and two floor windows to the sides of your feet. Instruments are displayed both in front of

you and on the ceiling of the chopper. There are 29 instruments: everything from a magnetic compass and artificial horizon to malfunction lights and direction finders. This setup of helicopter instruments and screens is the best I've seen, and makes excellent use of the 64's great graphics capabilities.

Control is exercised by joystick and typed three-letter codes to the computer. Moving the joystick and pressing the fire button maneuvers the helicopter. This is a little difficult in combat when the fire button can either launch missiles or fire machine guns (which ever are currently in use). So it's not possible to fire and move at the same time. It would have been helpful to have available another key for firing, but this is only a problem in combat mode. The chopper's computer is also important since it controls over 20 different functions. The manual provides good documentation and contains brief explanations of conventional helicopter controls and the theory of autorotative landing.

—Reed Huish

COSMI  
415 North Figueroa St.  
Wilmington, CA 90744  
\$19.95 (disk)

## also worth noting

### Panzer Grenadier

You command a regiment of the elite Grossdeutschland panzer grenadier division as it battles its way across the steppes, rivers, woods, and cities of Russia in SSI's newest World War II combat simulation. Designed by Roger Damon, the creator of *Fields of Fire*, this one-player game, available for the Commodore 64, shares much of the same mechanics and game flavor. Moving and firing your motorized infantry, tanks, mortars, artillery, and combat engineers is as easy as moving the joystick and pressing the firebutton. Several game phases let you observe the battlefield, fire your weapons, and move your troops. Enemy reactions, all computer-controlled, are interspersed with your decisions.

Five scenarios, from gaining and defending a bridgehead to defending a city against a massive Soviet counterattack, provide a variety of combat problems. Deciding how and where to attack—or defend—can mean victory or annihilation.

Your forces fight with real capabilities. Tiger tanks pack a devastating

punch, but are slow and ungainly in a fluid battle. Infantry can assault enemy armor, but at a terrible cost. Pinning down the Russian units, whether you're advancing or holding fast, is vital. Ignore the enemy and his fire can throw your regiment into disarray.

*Panzer Grenadier* is a fast-paced recreation of combined arms combat in the Second World War. Game play is easy to learn and the action is nonstop. It's all here for the armchair general.

Strategic Simulations, Inc.  
883 Stierlin Rd., Building A-200  
Mountain View, CA 94043  
\$39.95

### The Fourth Protocol

The fate of the free world is in your hands. A British traitor is helping to carry out a Soviet plan to explode a nuclear bomb in Great Britain—and blame it on the Americans. As intelligence agent John Preston, you've got to unravel a trio of deadly puzzles before the plan can be implemented.

Based on the book of the same name by popular author Frederick Forsyth, *The Fourth Protocol* offers Com-

modore 64 game players a complex and intriguing race against time. The game uses a system of icon-based graphics which help you ferret out secret documents from NATO files and then move about London seeking the nuclear device. The final episode is text-based and requires you to defuse the bomb itself using information you've gathered earlier in the game. *The Fourth Protocol* is no simple game. You'll have to break codes, sift clues, read maps, and judge good information from bad. Even if you've read the book, there are plot twists that make this a challenging contest.

Bantam Electronic Publishing  
666 Fifth Ave.  
New York, NY 10103  
\$34.95

### The Dolphin's Rune: A Poetic Odyssey

An undersea world of poetry and mystery awaits the player of *The Dolphin's Rune*, Mindscape's new adventure, available for the Commodore 64. The player controls a dolphin who glides through a colorful sea in a quest for poetry fragments. Sound easy? Far from it. The poetry fragments are cryptically encoded in hieroglyphics and lie in a sea bed, which can only be reached




## Easy Curves

- 1) Insert your COMAL disk in drive\*.
- 2) Type LOAD "C64 COMAL\*",8
- 3) Type RUN (starts COMAL)
- 4) Type AUTO (turn on auto line#'s)
- 5) Enter the program lines shown below (COMAL indents lines for you)
- 6) Hit RETURN key twice when done
- 7) Type RUN

```

0010 setup
0020 curve
0030 paint'it
0040 add'words
0050 //
0060 proc setup
0070  black:=0; yellow:=7
0080  background black
0090  pencolor yellow
0100  setgraphic 0 //hi res screen
0110  hideturtle
0120 endproc setup
0130 //
0140 proc curve
0150  moveto 110,0
0160  drawto 110,199
0170  for row:=0 to 10 step .03 do
0180    drawto 110+99*sin(row),row*20
0190  endfor row
0200 endproc curve
0210 //
0220 proc paint'it
0230  fill 120,20
0240  fill 100,90
0250  fill 120,180
0260  fill 100,198
0270 endproc paint'it
0280 //
0290 proc add'words
0300  pencolor black
0310  background yellow
0320  plottext 120,155,"comal is a"
0330  plottext 16,90,"programmers"
0340  plottext 120,30,"paradise"
0350 endproc add'words

```




Notice how easy graphics are in COMAL. Lines 70-100 set up the screen colors. Lines 150-190 draw on the screen. Lines 230-260 fill (paint) whole parts. Even putting text on the graphic screen is easy. See lines 320-340. All this is standard and built in as part of COMAL. Plus a full turtle graphics system. Now you know why there are 100,000 users.

\* If you don't have COMAL yet, order a Programmer's Paradise Package-\$19.95. It includes the complete COMAL system plus over 400 pages of information. Add \$5 more to get our 20 interactive lesson Tutorial Disk. Add \$2 shipping. Visa/MC or US funds check accepted. Send to:

**COMAL Users Group USA**  
6041 Monona Drive, Room 104  
Madison, WI 53716  
phone 608-222-4432

after the dolphin has had a vision; visions come only after entering and negotiating an elusive color current. Meanwhile, the dolphin must surface periodically for air, avoiding sharks and tuna nets along the way. For those with a lot of patience and a knack for cryptography, *The Dolphin's Rune* offers an aesthetic and challenging adventure.



*Mindscape*  
3444 Dundee Rd.  
Northbrook, IL 60062  
\$29.95

## Ballblazer

Are you resourceful and quick enough to be a Masterblazer, skimming your Rotofoil across the playing grid as you push another Plasmorb toward the goal? That's the essence of *Ballblazer* from Epyx, now available for the Commodore 64. Originally created more than a year and a half ago by Lucasfilm Games Division for Atari computers, the translation to the 64 is every bit as good as the original.

*Ballblazer* offers a split-screen playing field that shows a first-person view as you go head to head with another player or with the computer. The object of the game is for you to capture the ball (Plasmorb) in the magnetic field surrounding your Rotofoil car and then score goals by pushing or shooting the Plasmorb through a goal at the end of the field. Simultaneously, your opponent is trying to steal the Plasmorb with his Rotofoil.

Everything, from the music and graphics to the game play itself, is first rate. *Ballblazer* has been a long time in coming for the 64, but the wait was worth it.

*Epyx Computer Software*  
1043 Kiel Court  
Sunnyvale, CA 94089  
Suggested retail approximately \$30-40

## COMPUTE!'s Gazette Subscriber Services

Please help us serve you better. If you need to contact us for any of the reasons listed below, write to us at:

**COMPUTE!'s Gazette**  
P.O. Box 10957  
Des Moines, IA 50340

or call the Toll Free number listed below.

**Change of Address.** Please allow us 6-8 weeks to effect the change; send your current mailing label along with your new address.

**Renewal.** Should you wish to renew your Gazette subscription before we remind you to, send your current mailing label with payment or charge number or call the Toll Free number listed below.

**New Subscription.** A one-year (12-month) U.S. subscription to *COMPUTE!'s Gazette* is \$24 (2 years, \$45; 3 years, \$65. For subscription rates outside the U.S., see staff page). Send us your name and address or call the Toll Free number listed below.

**Delivery Problems.** If you receive duplicate issues of *COMPUTE!'s Gazette*, if you experience late delivery, or if you have problems with your subscription, please call the Toll Free number listed below.

**COMPUTE!'s Gazette**  
**1-800-247-5470**  
**In IA 1-800-532-1272**

COMPUTE!'s Gazette is looking for utilities, games, applications educational programs, and tutorial articles. If you've created a program that you think other readers might enjoy or find useful, send it, on tape or disk to:

**Submissions Reviewer**  
**COMPUTE! Publications**  
P.O. Box 5406  
Greensboro, NC 27403

Please enclose an SASE if you wish to have the materials returned. Articles are reviewed within four weeks of submission.







# Snapshot

Clayton R. Newman

**This clever utility can store up to 56 different screens in memory and instantly retrieve any one for display. For the Commodore 64 and 128 (in 64 mode).**

Here's a program that can be a real boon to programmers. "Snapshot" is a machine language utility that stores whatever you have on the text screen, including colors, into the unused RAM which underlies BASIC. It can store and retrieve up to 56 screens. And you can save the screens to tape or disk. It crunches the information for the screen, storing up to 255 empty spaces or repeated characters in only three bytes.

Since Snapshot is written entirely in machine language, it works fast. It can print a screen more than twice as fast as the equivalent BASIC PRINT statements, and far faster than POKEing data to screen memory.

## Two Modes

"MLX," the machine language entry program (found elsewhere in this issue), is required to type in Snapshot. After loading and running MLX, answer the prompts for the starting and ending addresses with C124 and C983, respectively. After typing it in, save a copy.

Snapshot can be used in either program or immediate mode. The commands are slightly different in each mode. (See the accompanying table for a list of commands.) Immediate mode uses the CONTROL

mode, several SYS commands are required.

To use it in immediate mode, load Snapshot by typing LOAD "filename",8,1 (disk) or LOAD "filename",1,1 (tape), then NEW and SYS 49444. Then, create or display the screen you want copied. When the screen is ready, press CONTROL-C. Snapshot copies the screen to memory and asks you for a screen name. All Snapshot screen names must be two characters long. Any two characters, except asterisks, may be used. If you choose a name that's already been used, the old screen will be replaced by the new one. Use the INST/DEL key to make corrections when entering the name. If you decide not to save the screen at all, just press RETURN with no name and it will cancel the command. This escape works with all commands.

To recall a screen, press CONTROL-P and enter the two-character screen name. CONTROL-I displays an index or directory of your screen names. To delete a screen, press CONTROL-D and enter the name. To delete all of your screens, enter an asterisk (\*) as your screen name. (Individual screen names should not contain an asterisk.)

CONTROL-S and CONTROL-L are used to save and load the entire group of screens on tape or

disk. You're asked for a filename—for the entire group of screens—and whether you're using tape or disk. (Tape users: you must enter a filename, since pressing RETURN with no input aborts the command.)

If you wish, you can copy only part of the screen. To do this, position the cursor at the start of the section you want to save and press CONTROL-F. The cursor changes color. Now move the cursor to the position after the last character you want saved and press RETURN. When these fractional copies are printed, they're returned to the screen in the same location from which they were saved.

If you're working with graphics, you may often want to change the screen location or redefine the character set. Snapshot will work in either case, but remember that screens are printed to the same screen location from which they were originally copied. You could set up several screens ahead of time and scroll through them by changing screen locations. But remember that all screen locations use the same color memory, so if the screen being printed has different colored characters than the screen currently displayed, the colors on the current screen will change too.

The program mode commands are very similar to immediate mode. The format is SYS 51000, *command, name*. For example, to print a screen named AB, use SYS 51000,P,AB (P is for Print). You can use a string variable for the screen name, as in SYS 51000,C,A\$. Array variables cannot be used, so if you want an array of screen names you must assign the array variable to a regular string variable: A\$=B\$(20). For loading or saving, add T (tape) or D (disk): SYS 51000,S,*filename*, D. Do not use quotes for the filename. Also, you don't need to SYS 49444 (the command that activates Snapshot) in program mode.

## Making It Useful

Snapshot has numerous applications. One is displaying backgrounds for arcade games or text adventures. By using a redefined character set, very complex screens can be drawn, rivaling high-resolution screens. Many commercial games use screens drawn this



way. One advantage of Snapshot is that it uses a maximum of 1509 bytes to store a screen while a high-res screen uses 9000 bytes. Another use for Snapshot is for menus, instructions, and title screens.

Snapshot is transparent to most BASIC programs. This means you can use it in immediate mode to copy screens of programs while they're running.

Snapshot saves the screens in RAM underneath the BASIC ROM at 40960-49151, providing 8192 bytes of storage, enough to store six screens using the maximum size of 1509 bytes per screen. The minimum size for a whole screen is 27 bytes. There is enough room for 327 screens this size, but Snapshot can only handle up to 56 screens at a time.

The reason that different screens require different amounts of memory is that Snapshot compresses the screen as it is saved. Any screen character repeated three times or more is represented as the character code along with a count of how many repeats. Color memory works the same way; however, since 16 colors can be repre-

sented in half a byte, two color locations are crunched into each byte to save space. This means that a screen which is mostly empty space, repeated characters, or the same color, uses much less space than a screen with a complex image.

If you run out of memory, Snapshot will display an error message. You can extend your Snapshot memory by lowering the top-of-BASIC pointer in locations 55 and 56. Type POKE 56,PEEK (56)-4\*X:CLR where X is the number of kilobytes of added memory.

When Snapshot prints a

screen, it also changes the background and border colors to those that were saved. If you use extended background color mode, it will print the extra background colors. It also saves the extra colors for multi-color characters. Sometimes, however, you might not want these changes. To disable this feature, POKE 50620,1. To reenoble it POKE 50620,0.

Program 2 demonstrates a little of what Snapshot can do. The program sets up the screen, and then Snapshot quickly displays several screens, simulating animation.

See program listings on page 119.

### Snapshot Commands

Command	Immediate mode	Program mode
Copy	CONTROL-C	SYS 51000,C,screen name
Print	CONTROL-P	SYS 51000,P,screen name
Delete	CONTROL-D	SYS 51000,D,screen name
Copy fraction	CONTROL-F	not available
Index	CONTROL-I	SYS 51000,I
Load	CONTROL-L	SYS 51000,L,filename,D (or T)
Save	CONTROL-S	SYS 51000,S,filename,D (or T)

Disable changing special color registers: POKE 50620,1  
Reenable: POKE 50620,0

## DUST COVERS

- ★ CUSTOM MADE TO FIT
- ★ Heavy 32-oz. VINYL ANTI-STATIC
- ★ EXTENDS EQUIPMENT LIFE
- ★ Choice of Colors Lt. Tan or Brown

### COMPUTERS

C-64, VIC-20; C-16; PLUS 4..... 7.00  
C-128; B-128 .....13.00  
DATASETTE (NEW, C2N) ..... 5.00

### DISK DRIVES

C-1541; C-1571 INDUS GT ..... 8.00  
MSD S/D; APPLE S/D ..... 8.00  
MSD D/D; APPLE D/D UNIT .....10.00

### PRINTERS

C-1525/MP5801 .....10.00  
C1526/MP5802 .....13.00  
C/MP5 803; C-1520; C-1530 ..... 8.00  
PANASONIC KX-P1090/91 .....13.00  
EPSON MX/RX/FX 80 ..... 13.00  
GEMINI 10 & STAR 10's ..... 13.00  
GEMINI 15 & STAR 15's ..... 16.00  
OKIDATA 91/92 .....13.00  
JUKI 6100 .....16.00  
OKIMATE 10 ..... 8.00

### MONITORS

C-1702/1703; C-1902 RGBI.....16.00  
ZENITH ZVM 122/123 .....16.00  
ZENITH ZVM 131/133 .....23.00  
TAXAN RGB 2110 .....16.00  
AMDEK COLOR I .....19.00  
BMC COLOR .....16.00

VIDEO RECORDERS ..... 13.00  
(Dimensions Required)

Order by stating NAME and MODEL and COLOR CHOICE TAN or BROWN.  
Enclose check or money order plus \$1.50 per item (4.50 max.) shipping and handling California Res. Include 6.5% Sales Tax.

SPECIAL COVERS WILL BE MADE TO YOUR DIMENSIONED SKETCH. SEND YOUR REQUIREMENTS FOR OUR LOW PRICE QUOTES

**Crown Custom Covers**  
9606 SHELLYFIELD ROAD-Dept. A  
DOWNEY, CA 90240  
(213) 862-8391

## BACKUP PROTECTED SOFTWARE FAST with COPY II 64/128™

From the team who brought you *COPY II PLUS* (Apple), *COPY II PC* (IBM) and *COPY II MAC* (Macintosh) comes a revolutionary new copy program for the Commodore 64 and 128 computers.

- Copies most\* protected software — automatically.
- Copies even protected disks in just 2 minutes (single drive).
- Copies even protected disks in just 1 minute (dual drive).
- Maximum of four disk swaps on a single drive.
- Includes fast loader, 12 second format.

Requires a Commodore 64 or 128 computer with one or two 1541 or 1571 drives.

**CENTRAL POINT  
Software, Inc.**

9700 SW Capitol Hwy., #100  
Portland, OR 97219

**503/244-5782**

M-F, 8-5:30, W. Coast Time

CHECK, COD WELCOME  
(Prepayment Required)

**\$39.95**

plus \$3 s/h (\$8 overseas)

\*We update Copy II 64 regularly to handle new protections; you as a registered owner may update at any time at a reduced price.

This product is provided for the purpose of enabling you to make archival copies only.



# Commodore 128 Memory Map

## Important Locations

Jim Butterfield

Here's an abridged memory map that shows key locations of the Commodore 128 in 128 mode. Included are decimal and hexadecimal addresses, and brief descriptions of the functions of each location.

This memory map applies to the Commodore 128 when used in the 128 mode. In 64 mode, the machine's map is identical to that of the Commodore 64.

There are 28 pages (256 bytes each) of overhead before the start of BASIC. The following list shows some of the more important locations.

### Architecture

"Bank numbers" as used in the BASIC BANK command and the built-in machine language monitor's addressing scheme are misleading; in fact, they're more correctly called "configuration numbers." Bank 0 shows RAM level 0, which contains work areas and the user's BASIC program. Bank 1 also shows RAM, this time (for addresses above hexadecimal \$0400) level 1, which contains variables, arrays, and strings. Other "banks" are really configurations, with various types of ROM or I/O overlaying RAM. Thus, bank 15 (the most popular) is ROM and I/O covering RAM bank 0. Bank 14, however, is ROM and the character generator overlaying RAM bank 0. Architecture is set so that addresses below \$0400 reference bank 0 only. Other bank switching (more complex than the simplified 16-bank concept) is accomplished via storing a mask to address \$FF00, or calling up prestored masks by writing to \$FF01-FF04.

### Memory Map

Hex	Decimal	Description
<b>All Banks:</b>		
0000-0001	0-1	I/O port, similar to 64
000F	15	Type: FF=string; 00=numeric
0010	16	Type: 80=integer; 00=floating point
0015	21	Current I/O prompt flag
0016-0017	22-23	Integer value
002D-002E	45-46	Pointer: start-of-BASIC (for bank 0)
002F-0030	47-48	Pointer: start-of-variables (bank 1)
0031-0032	49-50	Pointer: start-of-arrays
0033-0034	51-52	Pointer: end-of-arrays
0035-0036	53-54	Pointer: string-storage (moving down)
0039-003A	57-58	Pointer: limit-of-memory (bank 1)
003B-003C	59-60	Current BASIC line number
003D-003E	61-62	Textpointer: BASIC work pointer
0041-0042	65-66	Current DATA line number
0043-0044	67-68	Current DATA address
0047-0048	71-72	Current variable name



0049-004A	73-74	Current variable address	00EB	235	Position of cursor on screen line
0063	99	Accum#1: exponent	00EC	236	Row where cursor lives
0064-0067	100-103	Accum#1: mantissa	00FA-00FF	250-255	UNUSED
0068	104	Accum#1: sign	0100-01FF	256-511	Processor stack area
006A-006F	106-111	Accum#2: exponent, and so on	0100-013E	256-318	Tape error log
0070	112	Sign comparison, Acc#1 versus #2	0100-0124	256-292	DOS work area
0071	113	Accum#1 low-order (rounding)	0125-0138	293-312	PRINT USING work area
007D-007E	125-126	BASIC pseudo-stack pointer	0200-02A0	512-672	BASIC input buffer
0090	144	Status word ST	02A2-02AE	674-686	Bank PEEK subroutine
0091	145	Keyswitch IA: STOP and RVS flags	02AF-02BD	687-701	Bank POKE subroutine
0098	152	How many open files	02BE-02CC	702-716	Bank compare subroutine
0099	153	Input device, normally 0	02CD-02E2	717-738	JSR to another bank
009A	154	Output CMD device, normally 3	02E3-02FB	739-763	JMP to another bank
009D	157	I/O messages: 192=all, 64=errors, 0=nil	02FC-02FD	764-765	Function execute hook
00A0-00A2	160-162	Jiffy Clock	0300-0311	768-785	BASIC links
00AE-00AF	174-175	Tape end adds/End of program	0312-0313	786-787	Unused
00B7	183	Number of characters in filename	0314-0315	788-789	IRQ vector
00B8	184	Current logical file	0316-0317	790-791	Break interrupt vector
00B9	185	Current secondary address	0318-0319	792-793	NMI interrupt vector
00BA	186	Current device	031A-032D	794-813	Kernal vectors
00BB-00BC	187-188	Pointer to filename	032E-033D	814-829	Kernal links
00C0	192	Tape motor interlock	033E-0349	830-841	Keyboard matrix shift vectors
00C8-00CB	200-203	RS-232 input/output buffer addresses	034A-0353	842-851	Keyboard buffer
00CC-00CD	204-205	Keyboard decode pointer (bank 15)	0354-035D	852-861	Tab stop bits
00D0	208	Number of characters in keyboard buffer	035E-0361	862-865	Line wrap bits
00D1	209	Number of programmed characters waiting	0362-036B	866-875	Logical file table
00D3	211	Key shift flag: 0=no shift	036C-0375	876-885	Device number table
00D5	213	Last key code: 88 if no key	0376-037F	886-895	Secondary address table
00D6	214	Input from screen/ from keyboard	0380-039E	896-926	CHRGET subroutine
00D7	215	40/80 columns: 0=40 columns	0386	902	CHRGOT entry
00D9	217	Character base: 0=ROM, 4=RAM	039F-03D1	927-938	Subroutines to fetch from RAM banks
00E0-00E1	224-225	Pointer to screen line/cursor	03DF	991	Accum#1: Overflow
00E2-00E3	226-227	Color line pointer	FF00	65280	MMU configuration register
00E4-00E7	228-231	Screen margins: bottom, top, left, right	FF01-FF04	65281-65284	MMU load configuration registers
00E8-00E9	232-233	Input cursor log (row, column)	<b>Bank 0 (BASIC programs):</b>		
			0400-07E7	1024-2023	40-column screen memory
			07F8-07FF	2040-2047	Sprite identity area (text)
			0800-09FF	2048-2559	BASIC pseudo-stack
			0A00-0A01	2560-2561	Vector: BASIC restart
			0A05-0A06	2565-2566	Bottom-of-memory pointer
			0A07-0A08	2562-2563	Top-of-memory pointer
			0A18	2584	RS-232 receive pointer
			0A19	2585	RS-232 input pointer
			0A1A	2586	RS-232 transmit pointer
			0A1B	2587	RS-232 send pointer



0A20	2592	Keyboard buffer size	2000-3FFF	8192-16383	Screen memory (hi-res)
0A22	2594	Key repeat: 128=all, 64=none	4000-FBFF	16384-64511	BASIC RAM memory (hi-res)
0B00-0BBF	2816-3007	Cassette buffer, also used by disk auto-boot programs (CP/M or otherwise)	<b>Bank 1 (BASIC variables):</b>		
0C00-0DFF	3072-3583	RS-232 input, output buffers	0400-FBFF	1024-64511	BASIC variables, arrays, strings
0E00-0FFF	3584-4095	System sprites (56-63)	<b>Bank 14 Same as Bank 15, below, except:</b>		
1000-10FF	4096-4351	Programmed key lengths and definitions	D000-DFFF	53248-57343	Character generator ROM
117A-117B	4474-4475	Float-fixed vector	<b>Bank 15 :</b>		
117C-117D	4476-4477	Fixed-float vector	4000-CFFF	16384-53247	ROM: BASIC
11E9-11EA	4585-4586	Light pen values, X and Y	D000-D030	53248-53296	40-column video chip 8564
1200-1201	4608-4609	Previous BASIC line number	D400-D41C	54272-54300	SID sound chip 6581
1202-1203	4610-4611	Pointer: BASIC statement for CONT	D500-D50A	54528-54538	MMU 8722 memory setup registers
1204-1207	4612-4615	PRINT USING characters (.,\$)	D600-D601	54784-54785	80-column video chip 8563
1208	4616	Error type ER		R18-19	Video address, low/high
1209-120A	4617-4618	Error line number EL		R31	Video data, read/write
1210-1211	4624-4625	End of BASIC (Bank 0)	D800-D8E7	55296-56295	Color nybbles (40 column)
1212-1213	4626-4627	BASIC program limit [FF00]	DC00-DC0F	56320-56336	CIA 1 (IRQ) 6526
1218-121A	4632-4634	USR program jump	DD00-DD0F	56576-56591	CIA 2 (NMI) 6526
121B-121F	4635-4639	RND seed value	DF00-DF0A	57088-57098	DMA controller
			E000-FEFF	57344-65279	ROM: Kernal
			FF05-FFFF	65285-65535	ROM: Transfer, Jump Table

# SUPERCAT



## Disk Catalog System

Have you tried the others?  
And found they lacked something?

Don't give up before you try SUPERCAT!  
THE SUPER UTILITY FOR YOUR C-64 LIBRARY.

- \* Unique Disk ID'S not necessary
- \* Automatic Entry from Disk Directory with Manual Selection, Edit and Cross Reference
- \* Search — find any Title in 10 seconds
- \* Print — Alphabetized Index of all Titles, Directories by disk, Disk Labels and more
- \* Runs on Commodore C-64 or C-128 with 1 1541 Drive / 2 1541 Drives / Dual Drives
- \* Printer not required
- \* Search Function defaults to the Screen
- \* Catalogs up to 640 Disk Directories
- \* Indexes and Alphabetizes over 5000 Titles
- \* Sorts 1000 Titles in 8 seconds

**\$29.95** (U.S.) Includes shipping within USA  
Includes backup copy of program disk  
Add \$4 for COD Orders - \$6 for Shipping Outside of USA



Order your copy today!  
Satisfaction guaranteed.

**(503) 293-3437**

**Cornucopia Software**

P.O. BOX 2638, Portland, OR 97208-2638

\* Lines open 7 days/24 hours. Next day shipping on most orders. 30 day guarantee. Dealer inquiries invited.

FACTORY AUTHORIZED

## COMMODORE REPAIR CENTER

**1-800-772-7289**

IN ILLINOIS (312) 879-2888

**C64 Repair . . . . . 39.95\***  
**1541 Repair . . . . . 79.95\***  
**1541 Alignment only . . . . . 29.95\***  
**Power Supplies . 32.95**  
**Commodore Parts . CALL**

\* Includes parts, labor & UPS return shipping. Air Freight add \$10.00.

CALL BEFORE SHIPPING

VISA, MASTER or MONEY ORDER  
SERIAL NUMBERS REQUIRED

24-48 HRS TURN AROUND

**TEKTONICS PLUS, INC.**  
**150 HOUSTON ST. — STE. 308**  
**BATAVIA, IL 60510**



CLIP AND SAVE



# \$3 EACH!!!

## WHY PAY MORE FOR QUALITY PROGRAMS?

The Commodore Software Association is a worldwide software organization specializing in the distribution of owner/user written software for the Commodore 64 and Commodore 128 computers. We are the lowest cost organization specializing in software for the Commodore 64 and 128 in the world!



Members may purchase any program from our Commodore 64/128 software catalog for Only \$3.00 per program — no tricks, no gimmicks. Programs are on diskette. There are no additional charges, the price of \$3.00 per program includes postage, handling and all applicable taxes.

### How can you sell programs for only \$3 each?

The name of the game in cutting costs is volume. Volume of membership (in the tens of thousands) and purchasing (also in the thousands). We also lower our costs with the wide range of programs we offer.

### \$3 programs? Are they really quality programs?

Any program submitted to us has to meet our high standards. We reject any program that does not meet high industry standards of quality and sophistication.

### How many programs are available?

We currently have more than 1000 programs in our Commodore software library. Most are in our up-to-date Commodore catalog. The list grows daily as submissions pour in from around the world. Members will receive regular catalog expansions.

Programs are categorized as follows:

GAMES, MUSIC, EDUCATIONAL,  
BUSINESS/FINANCIAL, HOME/PERSONAL,  
TECHNICAL.

### How do I get a list of programs?

Membership entitles you to our extensive software catalog with listings categorized by type of program.

### What else does membership provide?

Membership entitles you to our newsletter REMarks. It contains hints, program reviews, problem solvers and tips that make using your Commodore easier and simpler, and expand its capability.

### Do I have to be a programmer to benefit?

Not at all. However, if you do program and want to submit a program to our software library, we have a generous software submission system.

### What does it cost to join?

Only a low membership fee of \$15 per year. That entitles you to our newsletter, plus all the benefits mentioned above, and quality programs for only \$3 each. What's more, we'll mail out membership materials the very same day that we receive your membership fee!

### HERE ARE A FEW SAMPLE TITLES FROM OUR SOFTWARE CATALOG:

Motocross, Meteor, Star Flight, Space Patrol, Eliza, Exterminator, Boxing, Battleground, Checkers, Backgammon, Poker, Space Patrol, Helicopter Rescue, Concentration, French Tennis, Alien Ambush, Rear Assault, Vicious Circle, Freeway Fox, Shark Hunt, Moon Base, Star Trek, Trench, Mystery, Candyland, Towers of Doom, Blackjack, Keno, Kismet, Metrics, Math Tutor, Chemistry, Physics, Spanish, Planet Facts, Super Fly, Fireball, Preschool Learning Aids, European Geography, Trivia Quiz, Credit Card Management, Calorie Calculator, Recipe File, Auto Expenses, Garden Help, Golf Handicapping, Weather Forecaster, Football Rating, Autocyper, Basketball Statistian, Home Inventory, Loan Amortization, Phone/Address List, Financial Math, Depreciation Schedule, Stock Trends, Bonds, Handicapper, Personal Banker, Mortgage Spreadsheet, Letter Writer, Budget Management, W-2 Form, 1040 Form, Annuities, Paycheck, Regression, Bowling Records, Sectional Properties, Equations, Conversions, Chi-Square, Crossover Network, Digital Logic Simulator, Factorial, Flow Chart, Filter Design, Electronic Solution, Bisection, Simpson Integration, Polyhedra Coordinates, Statistical Analysis, etc., etc., etc.

— A very small list when compared to our catalog!

### MEMBERSHIP . . . \$15.00

I have enclosed a check or money order for \$15.00. This entitles me to your newsletter, your extensive software catalog and programs for only \$3.00 each.

Name \_\_\_\_\_

Address \_\_\_\_\_

City \_\_\_\_\_

State \_\_\_\_\_ Zip \_\_\_\_\_

**COMMODORE SOFTWARE ASSOCIATION**  
P.O. BOX 83655  
LOS ANGELES, CA 90083



# COMMODORE 64 COMPUTER

(Order Now)

## \$139<sup>95</sup>

- C128 Disks 79¢ ea.\*
- Commodore Graphics Printer \$99.95
- 13" Zenith Color Monitor \$149.95

**CALL BEFORE YOU ORDER**

### COMMODORE 64 COMPUTER \$139.95

You pay only \$139.95 when you order the powerful 84K COMMODORE 64 COMPUTER! LESS the value of the SPECIAL SOFTWARE DISCOUNT COUPON we pack with your computer that allows you to SAVE OVER \$250 off software sale prices!! With only \$100 of savings applied, your net computer cost is \$39.95!!

### \* C128 DOUBLE SIDED DISKS 79¢ EA.

Get these 5 1/4" Double Sided Floppy Disks specially designed for the Commodore 128 Computer (1571 Disk Drive). 100% Certified. **Lifetime Warranty.** Automatic Lint Cleaning Liner included. 1 Box of 10 - \$9.90 (99¢ ea.), 5 Boxes of 10 - \$44.50 (89¢ ea.), 10 Boxes of 10 - \$79.00 (79¢ ea.).

### 13" ZENITH COLOR MONITOR \$149.95

You pay only \$149.95 when you order this 13" ZENITH COLOR MONITOR. LESS the value of the SPECIAL SOFTWARE DISCOUNT COUPON we pack with your monitor that allows you to save over \$250 off software sale prices!! With only \$100 of savings applied, your net color monitor cost is only \$49.95. (16 Colors).

### 80 COLUMN

### COMMODORE GRAPHICS PRINTER \$99.95

You pay only \$99.95 when you order the 803 Commodore Graphics Printer, 60 CPS, Dot Matrix, Bi-Directional, Prints 8 1/2" full size paper. Plug in direct interface included! LESS the value of the SPECIAL SOFTWARE DISCOUNT COUPON we pack with your printer that allows you to SAVE OVER \$250 off software sale prices!! With only \$100 of savings applied your net printer cost is ZERO!

### 4 SLOT EXPANDER & 80 COLUMN BOARD \$59.95

Now you program 80 COLUMNS on the screen at one time! Converts your Commodore 64 to 80 COLUMNS when you plug in the 80 COLUMN EXPANSION BOARD!! PLUS 4 slot expander!

### 80 COLUMNS IN COLOR

### PAPERBACK WRITER 64 WORD PROCESSOR \$39.95

This PAPERBACK WRITER 64 WORD PROCESSOR is the finest available for the COMMODORE 64 computer! The ULTIMATE FOR PROFESSIONAL Word Processing. DISPLAYS 40 or 80 COLUMNS IN COLOR or black and white! Simple to operate, powerful text editing, complete cursor and insert/delete key controls line and paragraph insertion, automatic deletion, centering, margin settings and output to all printers! List \$99.00. **SALE \$39.95.** Coupon \$29.95.

# COMMODORE 64 SYSTEM SALE

## Deal 1

Commodore 64  
Com. 1541 Disk Drive  
Com. 803 Printer

## \$407

## Deal 2

Commodore 64  
Com. 1541 Disk Drive  
13" Zenith Color Monitor

## \$457

**PLUS FREE \$49.95 Oil Barons  
Adventure Program**

## SPECIAL SOFTWARE COUPON

We pack a SPECIAL SOFTWARE DISCOUNT COUPON with every COMMODORE 64 COMPUTER, DISK DRIVE, PRINTER, or MONITOR we sell! This coupon allows you to SAVE OVER \$250 OFF SALE PRICES!!

(Examples)

### PROFESSIONAL SOFTWARE COMMODORE 64

Name	List	Sale	Coupon
Paperback Writer 64	\$99.00	\$39.95	\$29.95
Paperback Database 64	\$69.00	\$34.95	\$24.95
Paperback Dictionary	\$24.95	\$14.95	\$10.00
The Print Shop	\$44.95	\$27.95	\$26.95
Halley's Project	\$39.95	\$25.95	\$24.95
Practical (spread sheet)	\$59.95	\$19.95	\$14.95
Programmers Reference Guide	\$24.95	\$16.95	\$12.50
Nine Princes in Amber	\$32.95	\$24.95	\$21.95
Super Bowl Sunday	\$30.00	\$19.95	\$17.95
Flip & File Disk Filer	\$24.95	\$14.95	\$12.95
Deluxe Tape Cassette (plus FREE game)	\$89.00	\$44.95	\$34.95
Pro Joystick	\$19.95	\$12.95	\$10.00
Computer Care Kit	\$44.55	\$29.95	\$24.95
Dust Cover	\$ 8.95	\$ 6.95	\$ 4.60
Injured Engine	\$39.95	\$27.95	\$24.95
Pitstop II (Epyx)	\$39.95	\$22.95	\$19.95
Music Calc	\$59.95	\$14.95	\$12.95
File Writer (by Codewriter)	\$39.95	\$29.95	\$24.95

(See over 100 coupon items in our catalog)

**Write or call for  
Sample SPECIAL SOFTWARE COUPON!**

# ATTENTION Computer Clubs We Offer Big Volume Discounts CALL TODAY!

### PROTECTO WARRANTY

All Protecto's products carry a minimum 90 day warranty. If anything fails within 90 days from the date of purchase, simply send your product to us via United Parcel Service prepaid. We will IMMEDIATELY send you a replacement at no charge via United Parcel Service prepaid. This warranty proves once again that **We Love Our Customers.**

# C128 COMMODORE COMPUTER

(Order Now)

## \$289<sup>95</sup>

- 340K 1571 Disk Drive \$259.00
- Voice Synthesizer \$39.95
- 12" Amber Monitor \$59.95

**PRICES MAY BE LOWER**

### C128 COMMODORE COMPUTER \$289.95

We expect a limited supply for Christmas. We will ship on a first order basis. This all-new revolutionary 128K computer uses all Commodore 64 software and accessories plus all CPM programs formatted for the disk drive.

List \$349.00. **SALE \$289.95.**

### 340K 1571 COMMODORE DISK DRIVE \$259.00

Double Sided, Single Disk Drive for C-128 allows you to use C-128 mode plus CPM mode. 17 times faster than 1541, plus runs all 1541 formats.

List \$349.00. **Sale \$259.00.**

### SUPER AUTO DIAL MODEM \$29.95

Easy to use. Just plug into your Commodore 64 computer and you're ready to transmit and receive messages. Easier to use than dialing your telephone, just push one key on your computer! Includes exclusive easy to use program for up and down loading to printer and disk drives. **Best in U.S.A.** List \$99.00. **SALE \$29.95.**

### VOICE SYNTHESIZER \$39.95

For Commodore-64 computers. Just plug it in and you can program words and sentences, adjust volume and pitch, make talking adventure games, sound action games and customized talkies!! FOR ONLY \$19.95 you can add TEXT TO SPEECH, just type a word and hear your computer talk — ADD SOUND TO "ZORK", SCOTT ADAMS AND OTHER ADVENTURE GAMES!! (Disk or tape.) List \$89.00. **SALE \$39.95**

### 12" AMBER MONITOR \$59.95

Your choice of green or amber screen monitor, top quality, columns x 24 lines, easy to read, anti-glare! PLUS \$9.95 for connecting cable. Com-64 or VIC-20. List \$159.00. **SALE \$59.95.**

### PRINTER/TYPEWRITER COMBINATION \$249.95

"JUKI" Superb letter quality, daisy wheel printer/typewriter combination. Two machines in one — just a flick of the switch. 12" extra large carriage, typewriter keyboard, automatic margin control and relocate key, drop in cassette ribbon! (90 day warranty) centronics parallel or RS232 serial port built in (Specify). List \$349.00. **SALE \$249.95.** (Ltd. Qty.)

### 13" RGB & COMPOSITE COLOR MONITOR \$259.95

Must be used to get 80 columns in color with 80 column computers (C128 - IBM - Apple). (Add \$14.50 shipping) List \$399.00. **SALE \$259.95.**

- LOWEST PRICES • 15 DAY FREE TRIAL
- BEST SERVICE IN U.S.A. • ONE DAY EXPRESS MAIL

### PHONE ORDERS

8 a.m. - 8 p.m. Weekdays  
9 a.m. - 12 noon Saturdays

- 90 DAY FREE REPLACEMENT WARRANTY
- OVER 500 PROGRAMS • FREE CATALOGS

Add \$10.00 for shipping, handling and insurance. Illinois residents please add 6% tax. Add \$20.00 for CANADA, PUERTO RICO, HAWAII, ALASKA, APO-FPO orders. Canadian orders must be in U.S. dollars. WE DO NOT EXPORT TO OTHER COUNTRIES EXCEPT CANADA. Enclose Cashiers Check, Money Order or Personal Check. Allow 14 days for delivery. 2 to 7 days for phone orders, 1 day express mail! VISA — MASTER CARD — C.O.D. No C.O.D. to Canada, APO-FPO

# PROTECTO

*We Love Our Customers*

Box 550, Barrington, Illinois 60010

**312/382-5244 to order**



# GIANT PRINTER SALE!!

List \$399.00 **10" Printer**


**S A L E \$169<sup>00</sup> S A L E**

**1 Year Warranty**  
**120-140 CPS**  
*Premium Quality*

List \$599.00 **15 1/2" Printer**

**S A L E \$239<sup>00</sup> S A L E**

**10" Comstar 10X** — This Bi-directional Tractor/Friction Printer prints standard sheet 8 1/2"x11" paper and continuous forms or labels. High resolution bit image graphics, underlining, horizontal tab setting, true lower descenders, with super scripts and subscripts, prints standard pica, compressed, expanded, block graphics, etc. Fantastic value. (Centronics parallel interface.)  
List \$399.00. Sale \$169.00.



**15 1/2" Comstar 15X** — Has all the features of the 10" Comstar 10X plus a wider 15 1/2" carriage and more powerful electronics to handle large ledger business forms! (Better than FX-100). The 15 1/2" Comstar 15X also prints on standard size paper and continuous forms and labels. Fantastic value. (Centronics parallel interface.)  
List \$599.00. Sale \$239.00.

List \$499.00 **10" Printer**

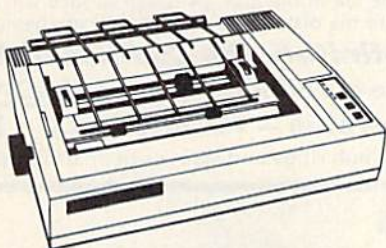
**S A L E \$199<sup>00</sup> S A L E**

**1 Year Warranty**  
**150-170 CPS**  
*High Speed*

List \$699.00 **15 1/2" Printer**

**S A L E \$289<sup>00</sup> S A L E**

**10" Comstar 160+ High Speed** — This Bi-directional Tractor/Friction Printer combines the above features of the 10" Comstar 10X with speed (150-170 cps) and durability. Plus you get a 2K buffer, 96 user definable characters, super density bit image graphics, and square print pins for clearer, more legible print (near letter quality). This is the best value for a rugged dependable printer. (Centronics parallel interface.)  
List \$499.00. Sale \$199.00.



**15 1/2" Comstar 160+ High Speed** — This Bi-directional Tractor/Friction Printer has all the features of the 10" Comstar 160+ High Speed plus a wider 15 1/2" carriage and the heavy duty electronics required for today's business loads. You can use large ledger business forms as well as standard sheets and continuous forms and labels. This is the best wide carriage printer in the U.S.A. (Centronics parallel interface.)  
List \$699.00. Sale \$289.00.

List \$599.00 **10" Printer**


**S A L E \$259<sup>00</sup> S A L E**

*Lifetime warranty\**  
**165-185 CPS**  
*High Speed & Letter Quality*

List \$599.00 **10" Printer**

**S A L E \$259<sup>00</sup> S A L E**

**10" Comstar 2000** — The ultimate printer has arrived! This Bi-directional Tractor/Friction Printer gives you all the features of the Comstar 160 plus higher speed (165-185 cps), 256 downloadable characters, proportional setting, external dark printing mode and a \*lifetime printhead warranty. PLUS ...



With the flip of a switch you can go into the letter quality mode which makes all your printing look like it came off a typewriter. Turn in term papers, do articles or just print programs. Have the best of letter quality and speed in one package. Fantastic printer (Centronics parallel interface.)  
List \$599.00. Sale \$259.00.

**• 15 Day Free Trial — 1 Year Immediate Replacement Warranty**  
**Parallel Interfaces**

Commodore-64, VIC 20 — \$39.00

Atari — \$59.00

Apple II, II+, IIe — \$59.00

Add \$10.00 (\$14.50 for 15 1/2" Printers) for shipping, handling and insurance. Illinois residents please add 6% tax. Add \$20.00 for CANADA, PUERTO RICO, HAWAII, ALASKA, APO-FPO orders. Canadian orders must be in U.S. dollars. WE DO NOT EXPORT TO OTHER COUNTRIES, EXCEPT CANADA.

Enclose Cashiers Check, Money Order or Personal Check. Allow 14 days for delivery, 2 to 7 days for phone orders, 1 day express mail!  
VISA — MASTER CARD — C.O.D. No C.O.D. to Canada, APO-FPO.

## PROTECTO

*We Love Our Customers*  
22292 N. Pepper Rd., Barrington, Illinois 60010  
**312/382-5244 to order**



# FLOPPY DISKS SALE \*59¢ ea.

## Economy Model or C-128 Cadillac Quality

*We have the lowest prices!*

### \*ECONOMY DISKS

For use with Commodore 64, Atari, Apple.

Good quality 5¼" single sided double density with hub rings.

Bulk Pac	100 Qty.	59¢ ea.	Total Price	\$59.00
Box w/ sleeves	10 Qty.	79¢ ea.	Total Price	7.90

## ★ C-128 Computer Disks ★

**CADILLAC QUALITY** (Double Sided, Double Density) *Specifically designed for use with C-128*  
 • Each disk certified • Free replacement lifetime warranty • Automatic dust remover • Works with IBM PC

For those who want cadillac quality we have the C-128 Floppy Disk. Used by professionals because they can rely on C-128 Disks to store important data and programs without fear of loss! Each C-128 disk is 100% certified (an exclusive process) plus each disk carries an exclusive FREE REPLACEMENT LIFETIME WARRANTY. With C-128 disks you can have the peace of mind without the frustration of program loss after hours spent in program development.

### 100% CERTIFICATION TEST

Some floppy disk manufactures only sample test on a batch basis the disks they sell, and then claim they are certified. Each C-128 disk is individually checked so you will never experience data or program loss during your lifetime!

### FREE REPLACEMENT LIFETIME WARRANTY

We are so sure of C-128 Disks that we give you a free replacement warranty against failure to perform due to faulty materials or workmanship for as long as you own your C-128 disk.

### AUTOMATIC DUST REMOVER

Just like a record needle, disk drive heads must travel hundreds of miles over disk surfaces. Unlike other floppy disks the C-128 smooth surface finish saves disk drive head wear during the life of the disk. (A rough surface will grind your disk drive head like sandpaper). The lint free automatic CLEANING LINER makes sure the disk-killers (dust & dirt) are being constantly cleaned while the disk is being operated.

### *C-128 Disks are definitely the Cadillac disk in the world*

Just to prove it even further, we are offering these super LOW INTRODUCTORY PRICES

**1 Box of 10 — \$9.90 (99¢ ea.)    5 Boxes of 10 — \$44.50 (89¢ ea.)    10 Boxes of 10 — \$79.00 (79¢ ea.)**

All disks come with hub rings and sleeves in an attractive package.

## DISK DRIVE CLEANER \$19.95

*Everyone Needs A Disk Drive Doctor*

### FACTS

- 60% of all drive downtime is directly related to poorly maintained drives.
- Drives should be cleaned each week regardless of use.
- Drives are sensitive to smoke, dust & all micro particles.
- Systematic operator performed maintenance is the best way of ensuring error free use of your computer system.

### NEW RSI-SMARTCARE HEAD CLEANING KIT WITH FREE LIBRARY CASE!

Improper maintenance can cause costly read/write errors on your disk drive. Regular cleaning of heads is essential for maintaining high quality operation and eliminating expensive downtime and repairs. The RSI-Smartcare Dry Process Head Cleaning Kit provides proper maintenance without the mess. Simply insert the cleaning disk into the drive and activate for 30 seconds. This kit contains 1-open ended disk jacket and 2 cleaning pads, good for a total of 30 cleanings. Applicable for both single and double sided drives.

List \$29.95. **Sale \$19.95. Coupon \$12.95.**



### RSI-COMPLETE PERSONAL COMPUTER CARE KIT!

The RSI Complete Personal Computer Care Kit contains everything you need to properly maintain your computer system. This easy to use kit makes necessary computer care quick and inexpensive. In one convenient package you will get all the necessary products: 5¼" Dry Process Head Cleaning Disk (Good for 15 thorough cleanings); Anti-Static Spray (Eliminates static build-up. For use on carpets, clothes, paper, glass, hard surfaces, and other material); Screen-Terminal Cleaner (Removes smoke, dust, and other contaminants on computer screens and keyboards); Lint-Free Cloths (Non-scratch, non-abrasive, used for cleaning and applying sprays to computers); Foam-Covered Swabs (use to clean those hard to reach places such as keyboards, etc.). GREAT VALUE FOR THE MONEY!! List \$44.95. **Sale \$29.95. Coupon \$24.95.**

Add \$3.00 for shipping, handling and insurance. Illinois residents please add 6% tax. Add \$6.00 for CANADA, PUERTO RICO, HAWAII, ALASKA, APO-FPO orders. Canadian orders must be in U.S. dollars. WE DO NOT EXPORT TO OTHER COUNTRIES, EXCEPT CANADA.

Enclose Cashiers Check, Money Order or Personal Check. Allow 14 days for delivery, 2 to 7 days for phone orders, 1 day express mail!

VISA — MASTER CARD — C.O.D.

No C.O.D. to Canada, APO-FPO.

## PROTECTO

*We Love Our Customers*

22292 N. Pepper Rd., Barrington, Illinois 60010

**312/382-5244 to order**



# 13" Zenith Complete Color Monitor Sale

• **Composite** • **RGB** • **Sound**  
**Home Computers**    **VCRs**    **Modular TV Tuners**    **Video Games**

**Excellent Color Reproduction & Special "Green Screen Only" Option**

True color reproduction is achieved by a Zenith designed state-of-the-art integrated circuit chip that processes the composite video signal. A custom Zenith analog RGB direct drive gain control integrated circuit allows user-preference for the adjustment of picture drive and black level. Zenith's unique "Green Screen Only" feature eliminates all other colors so that monochromatic text material may be easily displayed in green on the black face screen.

**Constant Intensity Character Definition Quality**

Quality circuitry design generates crisp lines, pure colors, and sharp character definition for easy-to-read displays. DC-coupling permits the video display to retain its color balance from a single dot to a full screen of data. Even when room lighting changes, a "special light sensor" automatically adjusts the display brightness.

List \$499.00

**Sale \$139.95**

**\$139.95**  
**Sale**      **LIMITED QUANTITIES**



**The ZVM 131 Sound Of Quality**

The output sound level is externally regulated by a user-adjustment volume control. Use the Zenith quality sound system to monitor the modern audio capabilities of the computer generation.

**Easy-To-Reach Front Access Controls**

ZVM 131's 13" diagonal display screen can exhibit impressive graphics and intensely clear copy. Easy-to-reach front access user controls (picture, black level, color level, tint, sharpness, audio volume, background noise control) make display adjustment simple and fast. An LED power on indicator notifies the user when the monitor is operable.

**Multiple Monitors On A Single Computer**

The composite video "loop-thru" feature permits a single composite video source to drive several monitors at the same time. This allows easy display possibilities for multiple viewers in business and educational applications. No more crowding around a single terminal. Everyone enjoys a clear, unobstructed view of important data.

**ZVM 131-Accessible by Many Popular Systems**

The ZVM 131 is designed to interface with most personal computers, VCRs, video discs, video games and modular TV tuners that have either composite video or RGB direct drive outputs.

**Compatibility Chart**

Computer	Interfaces Via
Apple II	Composite
Aplus 3000	RGB
Apple III	RGB
IBM PC	RGB
Commodore 128	RGB/Composite
Commodore 64	Composite
Commodore Vic-20	Composite
TI 99/4	Composite
Atari 800	Composite
Atari 1200	Composite
Atari 1400	Composite

**Connection Cables**    **RGB Cable — \$19.95**  
C128, Aplus 3000 (Specify)

**Composite — \$9.95**  
Commodore, Aplus 3000, Atari (Specify)

**This Is The Best Value Of The Century**

Add \$17.50 for shipping, handling and insurance. Illinois residents please add 6% tax. Add \$35.00 for CANADA, PUERTO RICO, HAWAII, ALASKA, APO-FPO orders. Canadian orders must be in U.S. dollars. WE DO NOT EXPORT TO OTHER COUNTRIES EXCEPT CANADA.

Enclose Cashiers Check, Money Order or Personal Check. Allow 14 days for delivery, 2 to 7 days for phone orders, 1 day express mail!

VISA — MASTER CARD — C.O.D.

No C.O.D. to Canada, APO-FPO.

**PROTECTO**

*We Love Our Customers*

22292 N. Pepper Rd., Barrington, Illinois 60010

**312/382-5244 to order**



**COMMODORE 64**  
COMPUTER

**\$139<sup>95</sup>**

**COMMODORE 128**  
COMPUTER

**\$289<sup>00</sup>**

PLUS FREE \$69.95  
Word Processor



**COMMODORE 64**  
SYSTEM SALE

LIMITED QUANTITIES

**Deal 1**

Commodore 64  
Com. 1541 Disk Drive  
Com. 803 Printer

**\$407**

PLUS FREE \$49.95 Oil  
Barrons Adventure

**Deal 2**

Commodore 64  
1541 Disk Drive  
13" Zenith Color Monitor

**\$457**

PLUS FREE \$49.95 Oil  
Barrons Adventure



**Commodore  
C128 Computer**  
**\$289.00 \***

**C128 1571  
Disk Drive**  
**\$259.00 \***

**SUPER OFFER**

**C128 COMPUTER**

**SUPER OFFER**

**FREE WORD PROCESSOR COUPON**

(Expires 4-1-86)

CM46

To introduce you to the C128 computer we are offering you the finest word processor made, Word Writer II with Spell Checker by Timeworks. When you apply the \$69.95 value word processor to your purchase price of the C128 at \$289.00 **your net cost is only \$219.05.** (1 Coupon per family)

**C128 Word Writer with 85,000 word Spell Checker** — An 80 column professional word processing system that includes a spelling checker and a built in calculator. Easy to use because of the full screen format, you can view the document on your screen as it will appear when printed. Pull-down menus mean that the user doesn't have to memorize commands. You press a key to activate a Word Writer feature and the program guides you through its proper use with logical and easy-to-follow prompts. The program has been designed to interface with Timeworks' Data Manager 2, a database program and Swiftcalc, a spreadsheet. Contains all the features you'll need for everyday word processing, plus more sophisticated features such as document chaining, form letter printout, page separations, horizontal and vertical scrolling and much more. (Disk) List \$69.95.

- \* **Commodore C128 Computer \$289.00.** This all-new revolutionary 128K computer uses Commodore 64 computer software, CPM Software, plus new advanced C-128 software. You pay only \$289 for the C128 computer! **Less** the value of the **Special Software Discount Coupon** (see page 14 of our 64 page catalog) we pack with your computer that allows you to **Save Over \$250** off software sale prices!! With only \$100 of savings applied your net computer cost is \$189.00. **PLUS FREE \$69.95 Word Processor.** \*\*
- \* **340K 1571 Commodore Disk Drive \$259.00.** Double Sided, Single Disk Drive for C-128 allows you to use C-128 mode plus CPM mode. 17 times faster than the 1541, plus runs Commodore 64 software. You pay only \$259.00 for the 340K 1571 Commodore Disk Drive. **Less** the value of the **Special Software Discount Coupon** (see page 14 of our 64 page catalog) we pack with your Disk Drive that allows you to **Save Over \$250** off software sale prices! With only \$100 of savings applied your net Disk Drive cost is only \$159.00.

Add \$10.00 for shipping, handling and insurance. Illinois residents please add 6% tax. Add \$20.00 for CANADA, PUERTO RICO, HAWAII, ALASKA, APO-FPO orders. Canadian orders must be in U.S. dollars. WE DO NOT EXPORT TO OTHER COUNTRIES, EXCEPT CANADA.

Enclose Cashiers Check, Money Order or Personal Check. Allow 14 days for delivery. 2 to 7 days for phone orders, 1 day express mail!  
VISA — MASTER CARD — C.O.D.

No C.O.D. to Canada, APO-FPO.

**PROTECTO**

*We Love Our Customers*

22292 N. Pepper Rd., Barrington, Illinois 60010

**312/382-5244 to order**



Commodore 64

# MODEM

Commodore 64

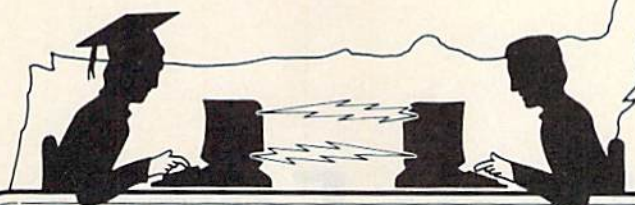


List \$99.00

**Sale**

**\$29<sup>95</sup>**

Coupon \$24.95



**Telecommunications**



List \$99.00

**Sale**

**\$29<sup>95</sup>**

Coupon \$24.95

**Lowest Price In the U.S.A.**

**FOR CHILDREN · ADULTS · BUSINESS**

## Complete Auto Dial Telecommunications Package

*"The only telecommunications package you will ever need."*

(Exclusive Easy To Use Features)

# FREE VIEWTRON DATABASE MEMBERSHIP

• Only Good Color Graphic Database Service in the U.S.A. (C-64)

Viewtron Software Plus First Hour FREE (See the Protecto Software Catalog On-Line) \$9.95 value

• 300 Baud Modem • Auto Dial • Auto Answer • Upload & Download

**Reach Out and Access Someone**

- Educational courses
- Financial Information
- Banking at Home
- Popular Games
- News Updates and Information
- Electronic Shopping
- Research and Reference Materials

**The Complete Telecommunications Package offers you all this plus ...**

- Auto Log-on
- Dialing from Keyboard
- On-line Clock
- Capture and Display High Resolution Characters
- Download Text, Program or Data Files
- Stores on Disk Downloaded Files
- Reads Files from Disk and Uploads Text or Program Files
- Select Any Protocol (access almost any computer or modem)
- Plus Much, Much More

List \$99.00

**Sale \$29<sup>95</sup>** Coupon \$24.95

**We are so sure this is the only telecommunications package you will need we will give you 15 days Free Trial. Viewtron Membership sold separately — \$9.95.**

Add \$3.00 for shipping, handling and insurance. Illinois residents please add 6% tax. Add \$6.00 for CANADA, PUERTO RICO, HAWAII, ALASKA, APO-FPO orders. Canadian orders must be in U.S. dollars. WE DO NOT EXPORT TO OTHER COUNTRIES, EXCEPT CANADA.

Enclose Cashiers Check, Money Order or Personal Check. Allow 14 days for delivery, 2 to 7 days for phone orders, 1 day express mail!

VISA — MASTER CARD — C.O.D.

No C.O.D. to Canada, APO-FPO.

## PROTECTO

*We Love Our Customers*

22292 N. Pepper Rd., Barrington, Illinois 60010

**312/382-5244 to order**



# Disk Editor

Kevin Mykytyn, Editorial Programmer

**For more advanced readers, here's a utility that offers power and flexibility unavailable with BASIC. With a few commands, you can easily examine and alter any byte on a disk. For the Commodore 64, Plus/4, 16, and 128 (in 64 mode).**

You probably use your disk drive mainly for saving and loading BASIC programs, occasionally dabbling in sequential and relative files. BASIC provides simple commands for using each type of file: SAVE, LOAD, PRINT#, etc. When you type SAVE, for example, you don't have to worry about what instructions to give the disk drive to make it write your program on the disk. BASIC works together with the Disk Operating System (DOS) to automatically perform all the necessary tasks.

The disadvantage of using these simple commands instead of accessing the disk directly is lack of control and power. For example, DOS has a scratch command, but not an unscratch command. So if you accidentally scratch a file, there's no way to bring it back, even though all the information is still on the disk. And DOS has the ability to lock a file so that it can't be scratched, but no command is available for using this feature.

Accessing the disk directly gives you much more power and flexibility. DOS has several low-level commands for this purpose. The Block Read and Block Write commands enable you to change the contents of an individual block

or sector. But these commands are difficult to use.

"Disk Editor" makes it easy to examine and alter any byte on the disk. Since it's written entirely in machine language, "MLX," published frequently in COMPUTE!'s GAZETTE, is required to type it into a 64 (Plus/4 and 16 users should see below for instructions). After loading and running MLX, answer the prompts for starting and ending addresses with 2EE0 and 364F, respectively. Type in Disk Editor and save it to disk. To run it, type LOAD "filename",8,1 and NEW. Then insert the disk you want to edit and type SYS 12000. *Note: Before using one of your regular disks, test Disk Editor with a new disk containing copies of a few programs. If you've made a typing error when entering the program, it could ruin programs on the disk.*

If you're a Plus/4 or 16 owner, you don't need to type in MLX; you can use the built-in machine language monitor. Enter MONITOR to enable Tedmon and then use the memory display command: M 2EE0. Now type in the hexadecimal listing, *omitting the ninth number on each line*. The first eight numbers are the ML program in hex form, the last is a checksum used by MLX. Since you're using the monitor, you

don't need the ninth number. As you finish a section of memory, you can type M without a memory location to see the next section. When you're ready to save, use this syntax: S "filename",8,2EE0,3650. To use Disk Editor from BASIC, LOAD "filename",8,1 and then SYS 12000.

## How To Use It

To use Disk Editor effectively, it's important to understand how a disk is organized. A Commodore disk is divided into 35 tracks, each containing a number of sectors (see table 1). Each sector contains 256 bytes. A disk has a total of 683 sectors, but only 664 are available for data storage because the directory occupies all 19 sectors of track 18 (track \$12 in hexadecimal).

Disk Editor begins by reading track \$12, sector 0, and displaying the 256 bytes in that sector. (All numbers in Disk Editor are in hexadecimal for better screen formatting.) The editing cursor appears in the upper-left corner. Move it around the screen with the cursor keys. The sector currently being displayed is indicated at the top of the screen along with the track number and the current byte number within the sector. Notice how the byte number changes as you move the cursor. Press the HOME key to quickly position the cursor at the upper-left corner.

To make a change, move the cursor to the desired byte and type in the new value. This doesn't change the actual byte on the disk. When you've made all the changes



you want on that sector, press CTRL-W to write the sector to the disk.

To display another sector, press + and type the new track number at the top of the screen. Press - to change the sector number. The INST/DEL key allows you to correct mistakes. Then press CTRL-R to read the sector and display it on the screen. If a track or sector number is outside the range shown in Table 1, Disk Editor prints ILLEGAL TRACK OR SECTOR and cancels the CTRL-R command.

**Table 1:**

**Number of sectors per track**

Track	Number of sectors
1-17	21
18-24	19
25-30	18
31-35	17

Disk Editor checks for errors on all commands. If an error occurs, a message is printed and the command is aborted. Press any key to continue.

To quickly get to an adjacent sector, hold down SHIFT and press + or -. Pressing + with SHIFT displays the next highest sector, and pressing - with SHIFT displays the previous sector.

Another way to move around the disk is CTRL-J (Jump), which uses the number under the cursor as the track and the number in the next byte as the sector. This is handy for jumping to chained sectors.

A program on disk is stored not in sequential sectors, but in sectors scattered about the disk. To link all these sectors together, the first two bytes of each sector contain the track and sector numbers of the next sector in the chain. The last sector is flagged by a zero in the first byte. The second byte contains the number of bytes used in the sector. To jump to a chained sector, press HOME to put the cursor on the link bytes, then press CTRL-J.

When examining sectors containing a BASIC program or a text file, it's helpful to display the bytes as screen code or ASCII characters. CTRL-A toggles between screen codes and hexadecimal format. When you're in screen code format, pressing the Commodore and SHIFT keys together toggles be-

tween ASCII and screen code format. *SpeedScript* and some other word processors store text as screen codes, while *EasyScript* saves documents as ASCII codes.

CTRL-\$ displays the normal directory. Hold down SHIFT to pause the scrolling. To exit the program, press CTRL-X. It also closes all files, and initializes the disk.

**Changing The BAM**

Bytes \$4-8F of sector 0 are the Block Allocation Map (BAM). The BAM is divided into 35 groups of four bytes each, one group for each track. The first byte of each group is the number of free sectors on that track. Each bit in the other three bytes represents a sector on the track. If a bit is on, it means the sector is free. If it's off, the sector is used.

Track \$12, the directory, contains all the information about how the files are organized on the disk. By changing a few bytes in this track, you can perform some neat tricks. Sector 0 contains the Block Allocation Map (BAM), and the other sectors store the directory entries and are linked by the first two bytes in each sector.

Bytes \$2-1F of sector 1 contain information about the first file in the directory. Byte 2 is the file type. A value of \$82, for example, indicates a PRG file. By setting bit 6 of the file type, you can lock the file to keep it from being scratched. Simply change the 8 to a C and remember to write the sector to the disk with CTRL-W. If you display the directory with CTRL-\$, you should see a < character next to the file type, indicating a locked file.


Bytes 3 and 4 contain the track

and sector numbers of the first sector that the file is stored. You can view the contents of the file by positioning the cursor on byte 3 and pressing CTRL-J. Press CTRL-J again to jump to the next sector in the chain, and so on.

**Recovering A Scratched File**

If you should accidentally scratch a file, you can unscratch it with Disk Editor. Follow these steps:

1. Don't save anything to the disk with the scratched file; you may overwrite the sectors containing the program or data.
2. Load Disk Editor, insert the disk to be altered, and SYS 12000.
3. Display track \$12, sector \$00. Press CLR/HOME to go to the top and then CTRL-J (to get to the first track of directory entries).
4. Switch from hex to ASCII, to look at the filenames, which should be at locations \$05, \$25, \$45, and so on. If the file to be unscratched is not in the sector, press CLR/HOME to go to the first two bytes and then CTRL-J, to jump to the next sector.
5. When you've located the correct directory entry, look three bytes to the left—\$02, \$22, \$42, etc. A \$00 in this location marks a scratched file. Change it to \$82 to make it a program file, \$81 for a sequential file.
6. Write the sector back to the disk with CTRL-W and exit with CTRL-X. To make sure the BAM is correctly updated, you should validate the disk with the line OPEN 15,8,15,"V0". This process may take some time, but when it's done, the file has been restored.

See program listing on page 113. 

**Table 2: Disk Editor Commands**

CTRL-A	Alternate between hexadecimal and screen code.
CTRL-J	Jump to track and sector under cursor.
CTRL-R	Read track and sector at top of screen.
CTRL-W	Write to track and sector at top of screen.
CTRL-X	Exit program.
CTRL-\$	Display directory (SHIFT to pause).
SHIFT-Commodore	Toggle between screen code and ASCII.
SHIFT+	Display next sector.
SHIFT-	Display previous sector.
+	Set track number.
-	Set sector number.
INST/DEL	Delete a character when entering track or sector number.
HOME	Position cursor at upper-left corner.
Cursor keys	Move cursor.



Joseph Celentano

*If you've discovered a clever time-saving technique or a brief but effective programming shortcut, send it to "Hints & Tips," c/o COMPUTE!'s GAZETTE. If we use it, we'll pay you \$35. Due to the volume of items submitted, we regret that we cannot reply individually to submissions.*

You've probably seen programs in COMPUTE!'s GAZETTE which need to access files on disk or tape. The program may be listed in two parts; the first program loads and runs the second. Or the program may store important information in a data file. The article about the program usually has a section that says something like "This program was written for a disk drive; if you own a Datassette, you'll have to make the following modifications," followed by several lines that must be changed to make it work with tape.

Why not make such programs universal by having the program adjust itself for tape or disk? We need a way to figure out what kind of storage device is attached to the computer. We could include a line that prints (T)APE OR (D)ISK? and then GETs an answer from the user. That's one solution; here's another:

Location 186 on the VIC, 64, and 128 keeps track of the current device number. The Plus/4 and 16 use location 174 (if you own either of these machines, substitute 174 for 186 in the following paragraphs).

The number contained in 186 tells you which device was most recently accessed. So after a tape load, PRINT PEEK(186) returns a 1. After a disk load, you'll find an 8 if there's a single drive attached. Additional disk drives will have device numbers in the range 9-11. If the printer was just used, there will be a 4 (or possibly a 5 or 6) in location 186. And so on.

Since the program has to be loaded into memory from disk or tape, you can PEEK 186 at the very beginning of the program to find whether the user has a Datassette or a disk drive. This could be the first line in your program:

```
10 DV = PEEK(186)
```

If you plan to load another program later, use LOAD "filename",DV. To read from a data file, add OPEN 1,DV,DV-1,"filename" at the appropriate position in the program.

The advantage to PEEKing 186 to find the current device is that you can write a single program that can access files on either disk or tape, based on the device from which the program was loaded. And you don't have to bother the user with (D)ISK OR (T)APE? prompts.

This technique is especially helpful when you own more than one disk drive. You can write programs that will work without modifications on any one of the drives. Most software, whether commercial or public domain, defaults to device 8, which means you don't often get to use your other drives.

You'll occasionally run into problems, though. If you load a program from device 8 (a disk drive) and then list it to device 4

COMPUTE!'s Gazette is looking for utilities, games, applications educational programs, and tutorial articles. If you've created a program that you think other readers might enjoy or find useful, send it, on tape or disk to:

**Submissions Reviewer**  
**COMPUTE! Publications**  
**P.O. Box 5406**  
**Greensboro, NC 27403**

Please enclose an SASE if you wish to have the materials returned.

Articles are reviewed within four weeks of submission.

(the printer), PEEKing 186 will return a 4 since the printer was the last peripheral accessed. If you then run the program, it may attempt to load or input from the printer, which is not possible. You can avoid this situation by choosing a default value for DV and changing it only if PEEKing 186 returns certain values:

```
10 DV=1: EE=PEEK(186): IF EE>7  
  THEN DV=EE: REM TAPE DEFAULT  
10 DV=8: EE=PEEK(186): IF (EE=1) OR  
  (EE>8) THEN DV=EE: REM DISK  
  DEFAULT
```

If you ever trade original programs with friends or contribute to a user group library, you'll find this method of checking for the current device number quite handy. @

### COMMON STOCK ANALYSIS WITH YOUR COMPUTER WALLSTREET MICROSCOPE

Available for: Commodore-64;  
Apple II+, II E, II C; IBM and Compatibles

- Stocks Judged by 10 Criteria
- 5 By Price (Cap Gains Potential)
- 5 By Financial Stability (Safety)
- Criteria Values May Be Set By User

Eight Computer Programs  
Thorough Documentation  
Comes Complete With  
1500 Company Data Base  
\$135.<sup>00</sup>

(Updates Available By Subscription)

- Search Capabilities
- Market Averages
- Single or Batch Processing
- Graphics

**DEMONSTRATION DISK—\$10**  
(\$13—C.O.D.)

Order Demo Direct or From Your Dealer.  
(Dealer Inquiries Invited)

"As a Powerful Financial Planning Tool,  
Wallstreet Microscope is Top-Notch . . .  
Wallstreet Microscope Gives You Your  
Money's Worth And More—As a Reliable,  
Computerized Stock Manager and  
Forecaster."

(The Book of Commodore 64 Software 1985)

**WALLSTREET CORP.**  
Call: (402) 390-3372 (24 Hrs.) for C.O.D.  
Write: 1438 South 76th Street  
Omaha, NE 68124



David Sanner

*Here's a way to bring your color screen to life. The article presents a good tutorial with lots of programming explanations and tips. Two demonstration programs are also included. For the Commodore 64, 128 (in 64 mode), Plus/4, 16, and VIC-20.*

Have you ever seen the Apple II's "video blink mode" and wished for a similar feature on your Commodore computer? Here's a program that provides that feature for the Commodore 64, Plus/4, 16, and VIC-20. Let's look at what "Blink Mode" can do.

The basic purpose of Blink Mode is to allow text characters to blink (switch) between two different colors at varying speeds. For instance, you can tell Blink Mode to blink the color white to the color black. Thereafter, any characters printed to the text screen in white will alternate between white and black. You aren't, of course, restricted to just white and black; you can get 8 colors blinking to 8 different colors, and in special cases, you can get all 16 colors (on the 64, Plus/4, and 16; 8 colors on the VIC) blinking to different colors.

### The USR Interface

In this program, the USR command controls what Blink Mode does for you. If you're not familiar with this powerful, but little used command, let's look at a bit of background. There are two bytes in memory reserved for use with the USR command. These bytes hold the address (in standard low-byte/high-byte format) of the location in memory that the computer will go to when USR is executed. We have to make this address point to the location of Blink Mode with the following POKES:

For the 64:

```
POKE 785,0: REM LOW BYTE OF $C000
POKE 786,192: REM HIGH BYTE $C000
```

For the Plus/4 and 16:

```
POKE 1281,0: REM LOW BYTE OF $3C00
POKE 1282,60: REM HIGH BYTE OF $3C00
```

For the VIC-20:

```
POKE 1,0: REM LOW BYTE OF $1C00
POKE 2,28: REM HIGH BYTE OF $1C00
```

As you can see from the POKES above, Blink Mode is located at \$C000 on the 64, at \$3C00 on the Plus/4 and 16, and at \$1C00 on the VIC-20. The first POKE sets up the low byte of this address, which is \$00. The second POKE sets up the high byte of the address (\$C0 is 192 in decimal, \$3C is 60, and \$1C is 28). Once these values are in place, everytime you use the USR command, the computer will jump to Blink Mode.

Controlling an interrupt-driven routine like Blink Mode can often be tricky business. I tried to minimize the amount of interaction you need to get it to do interesting things—which is why I chose to use the USR command. It not only calls up a machine language routine (like the SYS command), but it also lets you send a value to the routine quite easily (SYS doesn't on the VIC or 64). Additionally, the USR command returns a value to the program. This means that Blink Mode can tell you whether or not your command was OK by simply passing back different numbers. If everything went according to plan, Blink Mode will pass back a value of 1. If something went awry, it will return a 0. This is helpful should you ever want to test whether or not the command worked in your program.

Because the USR function returns a value, you must assign the value to a variable. This means you must use the USR command in the following manner:

```
X = USR(data)
```

In the above example, *data* is the important part, the number sent to Blink Mode. The data to be

passed to the routine via a USR command must be enclosed between the parentheses, as in `X=USR(16384)`. Once Blink Mode has set things up, it returns a value to your BASIC program; the variable *X* will hold the value that the USR command passes back.

### How To Use Blink Mode

There are seven commands that you can pass to Blink Mode via the USR command. In order to pass a command to Blink Mode, you must send a specific number via the USR command. The number depends on what command you send. For instance, to send the Enable Blink Mode command, you must call Blink Mode like this: `X=USR(4096)`. Whenever I use Blink Mode in a BASIC program, I set variables to equal the command numbers, as with `EB=4096`. Then I can use them in the USR command: `X=USR(EB)`. Some of the commands require you to send data as well as the command number. Here are the commands for Blink Mode:

**Enable Blink Mode (4096)**—Every 1/60 of a second, the computer interrupts itself, saves what it was doing, and jumps to a special location in memory. Normally, this location is the start of some operating system routines which perform necessary tasks like checking the keyboard and advancing the jiffy clock. When Blink Mode is enabled, however, this location points to the part of Blink Mode that takes care of blinking the colors. After Blink Mode is finished running, it jumps to the normal interrupt location. This kind of program is often known as an "interrupt wedge." The Enable command must be sent if you want to see the colors blink. You can send it with `X=USR(4096)`.

**Disable Blink Mode (8192)**—This command will instantly stop Blink Mode from being an interrupt wedge. You can send this command by `X=USR(8192)`.



**Blink Color (1024)**—When you want to make a specific color blink to another color, you must use this command. Just add to the command number (1024) the number of the color you want to blink. Then add 16 times the number of the color you wish to blink to. For example, if you want the color white (color 1) to blink to black (color 0), you would send the following command:

```
X=USR(1024+(16*0)+1)
```

(Note that color numbers range from 0-15 on the 64, Plus/4, and 16; from 0-7 on the VIC.) The original color and the color you want it to blink to should always be different.

**Stop Color From Blinking (2048)**—If you want to stop a specific color from blinking, then send this command. Just add the number of the color you want to stop blinking to the command number (2048). For instance, if you wanted to stop cyan from blinking to some other color, you would send  $X=USR(2048+3)$ . Three is the color number for cyan. It's important to note that you should only turn off a color that was set to blink, not the color it was blinking to. In other words, if you tell cyan to blink to red, you should tell cyan to stop blinking. This command will wait until all characters typed in the requested color have returned to that color before stopping it from blinking. For example, if green is told to blink to black, and a "stop green from blinking" command is sent, Blink Mode will wait until black characters have turned back to green before stopping green from blinking.

**Set Delay (16384)**—This command allows you to set the time it takes to blink between two colors. This time ranges from 1/60 of a second to about 4.5 minutes. (Note that all blinking colors will blink at the same rate.) You send this command by passing the command number (16384) plus the time value. The time values range from 1, which sets the time delay to about 1/60 of a second, to 16383, which sets the delay to about 16383/60 seconds (4.5 minutes). Every time you add one to the time value, you add 1/60 of a second to the delay. The number 60 will make the blink time about one second. You send this

command like this:  $X=USR(16384+2)$ . In this example, this call would set the time between color changes to 2/60 of a second. Note that the lower this number, the faster the blink, but the slower everything else (like your BASIC program). This is because Blink Mode must update the entire color screen whenever the time value you set runs out. If the time value is very small, you'll notice things slowing down because Blink Mode is running more frequently.

**Return Value (512)**—Normally, when you're using Blink Mode, the command  $X=USR$  (command) will make X either 1 or 0, depending on whether or not Blink Mode understood the command. However, we can also pass back other values. Let's say at some point in your program you wanted to know which color blue was blinking to. With the Return Value command, you can do this. Simply send the command number (512), plus the number of the color to check. For instance, the command  $X=USR(512+6)$  will assign to X the color number that blue was told to blink to. Note that if a color is not blinking to another color, it will then return itself. For example, if green is not blinking to another color,  $X=USR(512+5)$  should return 5, the number for green.

**Reset All Colors (256)**—There will be certain times when you're experimenting with different colors and things just get out of hand. If this happens, this command will reset all the colors to blink to themselves, thus making it appear that none of them are blinking. To use this command, send the command number (256) to Blink Mode. As with the Stop Blinking command, this command will wait until the colors have returned to their original values before resetting them.

### Using Blink Mode In Your Own Programs

There are a few important items to keep in mind when you write programs to use with Blink Mode. First, each color can blink only to one other color. Second, each color must blink to a color that no other color is blinking to. For instance, if you have green blinking to red, you should not try to have white blinking to red also. If you do this, you'll

get strange (but often interesting) results.

You should always reset a color from blinking before making it blink to another color. Because Blink Mode waits until the color has returned to its original value, however, this command may take a while (depending on the time delay between blinks). One way to get around this is to use the following code:

```
10 X = USR (2048+6): REM STOP BLUE
    FROM BLINKING
20 X = USR (16384+1): REM SET
    DELAY TO MIN.
30 X = USR (512+6): IF X<>6 THEN 30:
    REM WAIT
40 X = USR (16384+600): REM RESET
    ORIGINAL BLINK DELAY
```

Let's assume you've set the time delay to a very high value (say ten seconds). When you send the "stop blue from blinking" command, it could take up to ten seconds for blue to stop blinking. (For example, if Blink Mode had just changed all the blue to red and you send this command, it will be ten seconds before Blink Mode can change all the red back to blue. Once it does that, it will stop blue from blinking to red). So, in order to speed things up a bit, I set the time delay to a minimum; this stops blue from blinking almost immediately. Line 30 checks the value of the color that blue is blinking to. If blue has been reset, then it will be blinking to blue. If it hasn't been reset yet, then we simply keep running line 30 until it has. Line 40 resets the time delay to its original value. (These BASIC lines can also be used with the Reset All Colors command.)

If you don't care whether the color gets reset (to its original color) before it stops blinking, then you can use the following code.

```
10 X = USR (1024+(16*6)+6): REM
    BLINK BLUE TO BLUE
20 X = USR (1024+(16*3)+3): REM
    BLINK CYAN TO CYAN
```

In this example, we assume that blue has been told to blink to cyan. What this code does is manually reset the colors by telling them to blink to themselves. The benefit of this sequence of commands is that it happens immediately: no waiting for the time delay. Unfortunately, there's no guarantee that the cyan will have blinked back to blue when you send this command.



# THE Premier Word Processing Package – CREATIVE COMPUTING

"PaperClip is easy to use, yet offers the advanced features of programs designed for the IBM PC. These include: block move, copy, delete, macros, automatic page numbering, headers, footers, underlining, boldface, super and subscripts, variable character pitch, and custom character sets. The editing screen can be set up to 130 columns wide, & text can be scrolled in any direction. A preview mode displays formatted text exactly as it will appear on the printed page. You may further define your own formatting parameters, including margins, line lengths, page length and spacing.

PaperClip contains over 30 printer files for all the current major models. The documentation is excellent and the disk itself unprotected, though keyed through a joystick port. This means you can make as many back-up copies as you like, but can use the program only when the key is inserted." – CREATIVE COMPUTING

"PaperClip is one of the easiest of the professional word processors to use, with a sensible manual and plenty of aids for the accident-prone." – COMPUTING NOW

"a "must have" in an ideal software library" – ELECTRONIC LEARNING

"PaperClip is the Cadillac of word processors" – OMNI    "...best professional word processor available" – RUN

"an excellent full-featured word processor" – THE BOOK OF COMMODORE SOFTWARE    "hard to beat" – ACE

So clearly superior, ...State-of-the-art word processing" – ANTIC    "...most powerful of packages" – COMMODORE MAGAZINE

"So far as we are concerned, PaperClip is the top word processor running on a micro computer."

– HOME APPLICATIONS FOR THE C 64

"exceptional word processing" – INPUT    "many features...easy to use" – ATARI EXPLORER

"You'll find yourself growing spoiled." – FAMILY COMPUTING    "PaperClip is a logical evolutionary step forward." – AHOY

"A superb word processor, ...the most sophisticated to date!" – COMPUTE    "the ultimate word processor..." – ANALOG

"...does exactly what it was intended to do...and more" – COMMODORE MAGAZINE

"An excellent word processor, ...well designed...many advanced features!" – INFO WORLD

"...facts attest to its excellence!" – FAMILY COMPUTING

"You will not find a word processing package superior to this one!" – CREATIVE COMPUTING

# PaperClip™

## "The #1 Best Selling Word Processing Package"\*

– BILLBOARD'S COMPUTER SOFTWARE CHARTS!

Available for Commodore 64, Pet, all Atari home computers, and new enhanced 128K versions for Apple II/e/c, Atari 130XE and Commodore 128. New in 1986: Paperclip Elite for IBM MS D0S, Amiga and Atari ST.

**BATTERIES INCLUDED**



"The Energized Software Company!"

WRITE TO US FOR FULL COLOR CATALOG of our products for Commodore, Atari, Macintosh, Apple and IBM systems.

FOR TECHNICAL SUPPORT OR PRODUCT INFORMATION PLEASE PHONE (416) 881-9916

©1985 BATTERIES INCLUDED. MACINTOSH APPLE, ATARI, COMMODORE AND IBM ARE REGISTERED TRADEMARKS RESPECTIVELY OF APPLE COMPUTERS INC., ATARI INC., COMMODORE BUSINESS MACHINES INC., AND IBM BUSINESS MACHINES INC.

\*as compiled from national retail store sales reports for week ending January 5, 1985

30 Mural Street  
Richmond Hill, Ontario  
L4B 1B5 Canada  
(416) 881-9941  
Telex: 06-986-266

17875 Sky Park North,  
Suite P, Irvine, California  
USA 92714  
(416) 881-9816  
Telex: 509-139



## A Little More Advanced

I saved this section for last, because it deals with more complex ideas, and involves a little more programming. Normally, (on the 64, Plus/4, and 16) you can get eight colors on the screen blinking to eight other colors with no problem. If you try to blink all 16, or try to blink a color to a color that has been told to blink (for instance, if red was told to blink to white, and you told yellow to blink to red) it may not always work right.

Since there's no way for Blink Mode to know whether the characters on the screen are blinking to a color, or started out as that color, Blink Mode will treat them as the same color. Using our example from the start of this section, you may try to type something in red. As Blink Mode runs in the background, it has no way of knowing that the red you have typed on the screen is not the red that it just changed the yellow to. So, it will just change all red back to yellow, and you'll never see white.

There is, however, a way to get around this. It involves more plan-

ning, and cannot be used "on the fly," as you'll see. Here's what you must do: Blink Mode must be disabled to prevent it from trying to change any colors. Then you must set up any colors you want to blink. Any text you have should then be written to the screen, in the original color. Then, simply enable Blink Mode. The colors will begin to blink back and forth.

I call this technique "doubleblink" because two text lines will trade colors back and forth. This can provide quite interesting effects. As an example, let's say we wanted to have two lines of text blink back and forth between white and black. We follow the above guidelines, and we write one text line in black, and the other in white. We set everything else up, and then enable Blink Mode. One second (or whatever time delay you prescribe) the first line is black and the second is white, the next second the colors switch, and so on. This is a nice effect, but it must be controlled. For example, if we try to type something in white now, some of the text we type will be out of sync with the rest that we type.

If all this seems very complex, don't worry. As with most other things, experimentation is the best way to discover. I've included two programs that demonstrate some of the things you can do with Blink Mode. Program 4 is a basic demonstration of Blink Mode. Program 5 demonstrates the technique of doubleblink. (Note that a few changes are required for use with the Plus/4, 16, and VIC. These are noted in REMs in the listings.) Each of these demos automatically loads and runs the machine language portion of the main Blink Mode program (Programs 1, 2, and 3) provided that the main program was saved as BLINKOBJ on the same disk. If you've saved the main program with another filename, be sure to change it in line 99 of Program 4 and 5. If you're using tape, change the load instruction in this same line to LOAD "BLINKOBJ",1,1.

Incidentally, I've used Blink Mode with a 300-baud modem and terminal program with no problem. The time delay was set to about 10.

See program listings on page 116. ☐

## ULTRABYTE DISK NIBBLER VERSION 2.0

### TOP-RATED COPIER DRAMATICALLY IMPROVED

INFO-64 Magazine, June 1985, compared Commodore 64 copy programs and awarded the Nibbler its highest rating. Now the Nibbler has been improved to copy dozens of the latest programs that previously could not be copied, all in less than three minutes.

#### FOR SINGLE 1541 & DUAL MSD DRIVE

- Simple. Even a beginner makes perfect copies
- Fast. Copies protected disks in three minutes
- Sophisticated. Senses the disk being copied and automatically adjusts for dozens of protection schemes. Copies 99+ % of software
- Modular design to allow easy updates
- Even copies itself. For this reason, no refunds will be given

**\$ 39.95** plus \$4.00 shipping & handling.

Mastercard, Visa, Check or M.O., Call. add 6.5% (\$2.60) sales tax. Foreign orders or COD add \$2.00. Payment must be in U.S. funds. Previous customers may order V 2.0 for \$20.00 plus \$4.00 shipping

### NIBBLER V 2.0 EVEN COPIES ITSELF

To order, write or call 24 hr. order line  
For information, write. Phone for orders only

ULTRABYTE (818) 796-0576  
P.O. Box 789 La Canada, CA 91011 USA

DEALERS & DISTRIBUTORS WANTED

## PRINT T-SHIRTS WITH ANY COMPUTER!

Underware™ makes custom  
T-Shirts in minutes!

With the Underware Ribbon your printer makes iron-on transfers of any screen image! Just print the image on plain paper using an Underware Ribbon, then iron it on to your own T-Shirt. Each ribbon makes 30-100 permanent and washable transfers.

Adding color is simple & inexpensive

With a set of Underware ColorPens you can add up to seven colors to any transfer made with an Underware Ribbon. Just color the plain paper transfer and iron it onto a T-Shirt.

A complete selection of Underware Products...

The ribbon is available for the NEC 8023, C. Itoh, Image-writer, Okidata, Star Gemini, and Epson dot matrix printers. For other printers — try our new Iron-on Coloring Kit with special carbon transfer paper. Please call for details.

- Underware Ribbon \$14.95
- Underware ColorPens (set of 5) \$14.95
- Underware Jumbo ColorPens (set of 7) \$19.95
- Underware Iron-on Coloring Kit \$19.95

**UNDERWARE™**



Divisions, Inc.  
505 W. Olive Ave. #520, Sunnyvale, CA 94086

408-245-7575





# Custom Labels

R. E. Metzler, Jr.

**This program makes it easy to design and print labels. It also lets you save designs on disk for future use. For the Commodore 64, 128 (in 64 mode), Plus/4, and 16, with Commodore 1525, 1526, MPS-801, 802, 803, or compatible printers. A disk drive is required.**

Printing your own customized labels is easy with this menu-driven program. All you have to do is answer the menu prompts and develop your design. "Custom Labels" does the rest. It's written in BASIC for the Commodore 64 and 128 (in 64 mode) with a Commodore 1525, MPS-801, and MPS-803 printer. Type in the program and save a copy to disk. If you have a Plus/4 or 16, or a Commodore 1526 or MPS-802 printer, you'll have to make a few changes to the program.

If you have a Plus/4 or 16, substitute these lines:

```
AX 10 COLOR0,2:COLOR4,3,3:POKE
    2025,255
GG 200 IF P=1 THEN X=3074:FOR
    {SPACE}I=0 TO 7:FOR J=3
    TO 38
MS 210 IF P=2 THEN X=3083:FOR
    {SPACE}I=0 TO 7:PI$=CHR
    $(14):FOR J=12 TO 29
```

If you have a Commodore 1526 or MPS-802 printer, substitute these lines:

```
CF 310 PI$=PI$+SI$:X=X+1:NEXT:
    PI$=PI$+CHR$(13)
EF 320 PRINT#4,PI$:PI$="":IFP=
    1 THEN X=X+4
```

## Menu Choices

After typing in the program, save it to disk. To use Custom Labels, load it and type RUN. (Be sure your printer is turned on.) A two-option menu appears: 1. Graphics Labels or 2. Enhanced Printing Labels. Graphics Labels is for standard-sized characters, and Enhanced Printing prints double-width characters. With either selection, you

can use any keyboard characters, including Commodore graphics characters. After making your selection, you're presented with the main menu and a workspace for designing your label. The design area is automatically sized for the printing format, and it's centered for standard-sized labels, 3-13/16 inches long.

The main menu offers five choices: 1. Design a Label, 2. Load a Label from Disk, 3. Change the Label, 4. Save the Label to Disk, and 5. Print the Label. Initially, you'll choose the first option. After pressing 1, you'll see the workspace with a cursor at the upper-left corner. Now you can begin designing your label. *Use only cursor keys to move*

*around the work space. Do not use the INSerT/DELEte key. Also, do not press RETURN after each line. Just use the cursor keys to get to another line (more on RETURN below).*

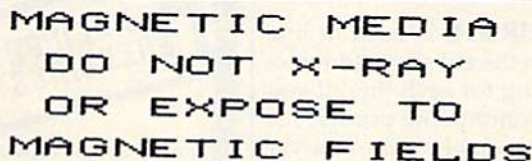
Also, note the reminders at the bottom of the screen. The workspace size is proportional to the size of the label you'll be printing on, so you'll need to center what you want printed. If you're designing, say, an address label, be sure to leave a blank line between printed lines to make your label more readable.

Any characters may be used in your design, although there is a minor restriction on using commas and colons. Normally, when you've finished designing your label, you press RETURN, as noted at the bottom of the screen. However, if you've used commas or colons, you must press RETURN over a line without either of these punctuation marks. Say you're trying to create the following label:

John Doe  
123 Main Street, Apt. A-5  
Oakwood, CA 90067



FRAGILE



MAGNETIC MEDIA  
DO NOT X-RAY  
OR EXPOSE TO  
MAGNETIC FIELDS

*These labels were produced with a Commodore 64 and MPS-802. The "Fragile" label was created with keyboard graphics characters. The "Magnetic Media" label illustrates the enhanced printing mode (double-width characters).*



You would type John Doe, cursor down and type the street address, cursor down and type the city, state, and zip code, then cursor up to the first line (the only one without a comma) and press RETURN. If you're designing labels and wish to use commas or colons, be sure that there's one line that does not include them.

After completing a label design and pressing RETURN, the menu reappears. At this point, you can print out, save (to disk), or edit the label. When saving a design, enter a filename at the prompt. After pressing RETURN, the label is saved to disk. It can be reloaded at any time by selecting the load option from the menu. Just enter the filename at the prompt. Should you forget the filename, list the directory of the disk to which you saved the label (it will appear on the directory as the exact name you used to save it).

### Printer Modifications

Some Commodore-emulating printers may require slight program changes to set the line spacing or restore the printer to normal operation. **OPEN6,4,6: PRINT#6, CHR\$(12)** is used in line 190 adjust the space between lines on the 1526/802. In line 350, **CLOSE6: OPEN10,4,10: PRINT#10: CLOSE 10** is used to reset the 1526/802 printer to normal operation (neither of these commands has any effect on the 1525/801/803, so they were left in). To adjust spacing on the odd-numbered printers (1525/801/803), a **CHR\$(15)** precedes the string to be printed in line 320 and a **CHR\$(8)** follows. The 15 turns on normal (uppercase/graphics) mode. The eight turns on graphics mode, which eliminates spacing between lines. These two codes cause problems with the 1526 and MPS-802 and must be removed, as noted above.

**PI\$ = CHR\$(14)** is used in line 210 to turn on the enhanced (double-width) printing for each line. If you own a non-Commodore printer, see your printer manual for the equivalent commands, should you have any trouble.

See program listing on page 112. ☺

## IS IT POSSIBLE TO MAKE THE BEST ANY BETTER?!



The MW-350 is getting better with age because of these new additions:

- Standard 4K Buffer
- Special Software Modes
- Supports more printers
- ★ ★ ★ ★ ★ ★ ★ ★
- Optional Transparent Mode
- External switch selectable Commodore graphics mode for Epson, Star Micronics, C. Itoh Prowriter, Okidata, Seikosha, Banana, BMC, Panasonic, Mannesmann-Talley, Think Jet & others.

### And it still has:


- Built-in Self Test with Status Report
- Microprocessor controlled emulation of Commodore printers for compatibility with popular software

### NEW INTRODUCTORY SALE!

PRICE ..... \$89.00  
OR ..... \$79.00 with trade in of your old interface

### Universal Input/Output Board for C-64 & C-128

- 16 Channel 8-bit A/D converter with 100 microsecond sampling time.
- 1 D/A output
- 16 high voltage/high current discrete output
- 1 EPROM socket
- Use multiple boards for additional channels up to 6 boards



MW-611 ..... \$225.00

Dealer Inquiries invited



Micro World Computers, Inc. (303) 987-9531

3333 W. Wadsworth Blvd. #C105

Lakewood, CO 80227

PUT YOUR 64 TO WORK!!  
START A HOME BUSINESS  
PRINT SIGNS TO SELL  
WITH

FOR SALE  
491-6502

HELP  
WANTED

# THE BANNER MACHINE

YARD  
SALE

THE BANNER MACHINE IS  
THE ONLY PROGRAM  
THAT PRODUCES  
PROFESSIONAL QUALITY  
SIGNS!!

TODAY'S SPECIALS  
THINGS \$4.95  
WIDGETS \$6.95  
DELUXE WIDGETS \$17.50  
SOFT WIDGETS \$19.95

YEARBOOK  
MEETING  
CANCELLED

CUSTOM SIGNS  
FOR SALE  
CALL YOU!!

HOLIDAY  
GREETINGS

1-800  
762-5645

Printers: Epson MX (with Graftrax), RX, FX, JX, LQ; Gemini 10 & 15; Commodore MPS 801, 1525E; Banana; Panasonic P1090; Seikosha GP100A; Riteman II, Plus, 15, Mannesmann Tally, Spirit 80, Okidata 82A, 83A with Okigraph 92A, 93A, Prowriter 8510. C. Itoh 8510.

THE BANNER MACHINE (INCLUDING 5 FONTS) \$49.95  
OPTIONAL FONT DISK (INCLUDING 4 FONTS) \$39.95

Cardinal Software

13646 Jefferson Davis Hwy. Woodbridge  
VA 22191, info call (703) 491-6502  
In Canada: APPI MICRO  
1283 Pharmacy Ave.  
Scarborough,  
Ontario M1R 2T1  
(416) 443-0843



# Mini-Filer

Kevin Martin

**This flexible file manager for the Commodore 64 and 128 (in 64 mode) is fast and easy to use. Single key commands allow you to create, add, edit, search, load, save, and print out. A disk drive is required.**

Databases are powerful tools for many applications. They can manage any information you need to store and retrieve. "Mini-Filer," while not a full-featured database, allows you to easily create and manage any number of files by providing various single-key commands for creating, adding, editing, searching, and printing out.

Because Mini-Filer is a general-purpose file manager, it can be used for many applications. It's not designed to fulfill a specific purpose, so it's general enough to handle many different types of files. For example, you could create a name and address file (name, street, city, state, zip code, and phone number), a file for your garden (plant name, gestation, watering/feeding needs, and harvest time), and a file for your library (title, author, publication date, publisher, and subject).

Each grouping of information within a file is a *record*. For example, "John Doe, 123 Main Street, Anywhere, USA 11111, 888-999-9999" could be one record within an address file. When you enter a new name, address, and so on, you're adding another record. In Mini-Filer, there's no restriction to the number of records (outside of the normal limitations of computer memory and disk space), but exercise common sense when creating a file. Remember, the longer your file, the longer the search time to find a record. And if the record size is fairly small, you'll be able to fit more records into available memory.

Finally, each record contains one or more *fields*. In the examples above, name, street, and city are fields within the address file, and author and publisher are fields in the library file. The fields can be

*alphanumeric*, meaning any characters are allowed, or *numeric*, containing numbers only.

Think of the structure as a recipe card box. The entire collection of cards is the file. Each card is a record inside the file. And each line on the card is a field.

If you see how all this information is organized, you can see how useful a file manager like Mini-Filer can be. There are a multitude of applications. Aside from those noted above, you can create a file for home inventory, collections (cards, coins, stamps, record albums, and so on), gifts, recipes, Christmas cards, and mailing labels, to name a few.

## A Few Steps

Using Mini-Filer requires three basic steps: create a file structure, enter records, and save these records to disk for later use. Mini-Filer also allows you to print out a single record or an entire file at the stroke of a single key. A printer is not required for use with the program, however.

Mini-Filer is written entirely in machine language and must be entered with "MLX," the machine language entry program, found elsewhere in this issue. After loading MLX, respond to the prompts for starting and ending addresses with 0801 and 10B8 respectively. After typing in the program, save a copy on disk. To load and run Mini-Filer, type `LOAD"filename",8` and `RUN`.


## Creating A File

After running Mini-Filer, you'll see a gray screen with a command line at the top which includes a series of

letters, each of which represents a command: A (add or enter), C (create), F (find), P (print a record), R (print a file), f7 (load a file from disk), f8 (save a file to disk), CLR (clear data from memory), up (cursor up), and down (cursor down). For a complete list with more detailed explanations, see the Mini-Filer Commands chart elsewhere in this article.

To get started, press C to create a file. You'll notice that the command line has changed to read "CREATE: Enter record format, f1 to exit." (If you have a file already in memory, this option is not allowed.) You'll notice the cursor at the top left corner of the screen, beneath the command line. Think of the screen as a blank file card on which you can write anywhere. Using the cursor keys, move the cursor to where you wish to begin. Any location on the screen is acceptable, but note that each record is restricted to one screen of information.

First type a label that describes the information in the field that will follow. Determine the maximum number of characters you'll need (up to 128 characters per field). For example, in creating a name and address file, you might type "Name:" and decide that 18 characters would be enough for even the longest name you'd enter. Next, press SHIFT and the space bar to allocate the number of spaces for the field length. In our example, you would hold down the SHIFT key and press the space bar 18 times. Your result will look like this:





If you've made any typing errors, use the INSeRT/DELeTe key to edit. Press RETURN when you've finished defining the length of a field. (In our example, press RETURN after the eighteenth space has been entered.) The cursor will then jump to the beginning of the line below. Next, move the cursor to where you want to type the name of the next field label. Repeat the procedure just described until you've completed a record.

If you plan to use a numeric field (like a phone number or zip code), press the Commodore key and the space bar rather than a shifted space. (A numeric field appears as reverse periods; an alphanumeric field—letters and/or numbers—appears as reverse spaces.) A typical name and address file record might look like this:



The command line at the top of the screen reminds you to press F1 to exit the format creation mode. Now you're ready to enter data. The original command line will reappear. Press A (for adding or editing a record). This puts you in Add mode. You'll see "ADD Record" appear in the command line, and the cursor will immediately go to the first space in the first field you've defined.

Now begin entering information. After typing in the data for one field, press RETURN. The cursor will automatically jump to the first space in the next field. If you reach the last available space in the field and type a character, the cursor will jump to the first space in the next field. The INSeRT/DELeTe key may be used in case of typing errors. If you've defined a field as numeric only (appearing as reverse periods), it will accept only numeric characters.

Continue entering information until all fields in the record have been entered. Pressing RETURN

when you're at the last character of the last field will return the cursor to the first character of the first field. At this point, you should proofread the record just entered. If you've discovered a typing error, press RETURN until you're at the beginning of the field that contains an error and move to the unwanted character with the cursor-right key. After making the correction, press RETURN.

To proceed to the next record, press F7. You'll see the formatted fields with the cursor in the first position of the first field. After completing the record, you can proceed to enter another by pressing F7, or you may exit the Add mode by pressing F1. The latter choice will return the original command line. At this point, you can move through all records by pressing the cursor-up key to read the previous record, or the cursor-down key to move to the next record. When the screen shows the format field—the fields with no entries—you're at the last position in the file. At this point, if you wish to enter a new record, press A and type in new data. If you wish to edit a record, press A while the record you wish to edit is on the screen.

### Searching For Data

To search for any information, press F (for Find). You're then prompted to enter the characters you wish to search for. After entering them, press RETURN. Mini-Filer will instantly find the requested information and display the record which contains it. The original command line is then returned. To search for any subsequent occurrences, press SHIFT-F. The search will continue from the next record, and so on.

If the information requested is not in the file, the command line will display "Not Found." (When searching, be sure to enter the word you're looking for with the exact spelling, including capital and lowercase letters—"Spanish" will not be found if you enter "spanish.") Also, Mini-Filer will find a string of data within a field. For example, if you're searching for an area code—which is a portion of the phone number field—you would type the three-digit code and Mini-Filer will find it.

### Saving And Loading

From the main command line, you can load or save a file at any time. To save a file, press F8. You'll be prompted for a filename. After typing one in, press RETURN and the file will be saved to disk as a program file with the name you specified.

To load a file from disk, press F7. You'll be prompted for a filename. After entering one, press RETURN and Mini-Filer will load the file from disk. After the file has loaded, the first record in the file will be displayed. Press any key to get the main command line.

Should you mistakenly press F7 or F8 and get a LOAD or SAVE prompt, press RETURN to get back to the main command line.

### Printing Options

To print the current record, the one displayed, press P. This prints *only* the current record. To print the entire file, press R (for Report). The printed characters will appear just as they do on the screen.

### Erasing A File

At some point, you may wish to erase the data in a file from memory and start over. To do this, press CLR (SHIFT-CLR/HOME). You're asked "Are You Sure?" Press Y if you wish to erase it or N if you'd rather reconsider. CLR is also useful if you plan to work with more than one file in a single sitting. You create the first, save to disk, and then press CLR. You can now load (or create) the second file.

#### Mini-Filer Commands

- A—add or edit data
- C—create a database file
- F—find a field (any string of characters)
- SHIFT-F—continue searching for next occurrence (may be used only after F)
- P—print the record displayed
- R—print the file
- F7—add a record (in Add mode); load a file from disk (from main command line) F8—save a file to disk
- CLR—clear all file data from memory up (cursor key)—move the cursor up (from Create mode) or move to the previous record (from main command line)
- down (cursor key)—move the cursor down (from Create mode) or move to the next record (from main command line)

See program listing on page 120.



# Disk Commands On The 128

Todd Heimarck, Assistant Editor

**Whether you have a 1541 disk drive or a new 1571, this article will show you how to use the powerful disk commands of the 128. A number of useful hints and shortcuts are included.**

The Commodore 128's BASIC 7.0 is a vast improvement over previous Commodore BASICs. The computer has its share of flashy new commands, the ones that give you POKEless sprites, easy to program music and sound effects, and hi-res graphics. The glamour of these powerful keywords can easily bewitch a new 128 owner.

Disk commands, on the other hand, are just disk commands. They're mundane. But if you learn about the new ways of loading, saving, and handling files, you'll save a lot of time, time that could be spent programming—or playing with sprites, music, and hi-res graphics.

We'll concentrate on using the 128 disk commands, most of which work equally well on the 1541 disk drive or the new 1571. But we'll also touch briefly on a few of the new 1571 DOS commands.

## A Dozen Ways To Load

If you want to load a BASIC program, you have four choices:

1. LOAD "filename",8
2. DLOAD "filename"
3. RUN "filename"
4. Press SHIFT-RUN/STOP

For machine language or binary files:

5. LOAD "filename",8,1

6. BLOAD "filename"
7. BLOAD "filename", Bbank, Paddress
8. BOOT"filename"

From within the machine language monitor:

9. L "filename",8
10. L "filename",8,address

Finally, there are two ways to start up auto-boot programs:

11. BOOT
12. Turn on or reset the computer with an autoboot disk in the drive.

## Loading BASIC Programs

As in BASIC 2.0, the LOAD command defaults to tape, so you must include the device number when loading from disk. But LOAD should never be necessary when DLOAD and RUN are available.

DLOAD is a new command; the D stands for "Disk" and it defaults to drive 0, device 8. If you own a dual drive, you can add a comma and either D0 or D1 to pick a drive for loading. Unfortunately, 128 owners may never see the 1572 dual drive; as of this writing, Commodore has apparently decided not to manufacture it. You can still add single drives to your system, though. To access a second or third drive, follow DLOAD with a comma and U9, U10, etc. The current

device number of the 1571 can be selected by flipping switches on the back. To change to device nine, for example, make sure it's turned off and flip the switch nearest to the cords down. This is much simpler than what's required to modify a 1541, opening it up and cutting a solder trace.

The next command on the list, RUN, has been modified. By itself, it still runs a program, but if you add a program name, the program loads and runs. Like DLOAD and most other disk commands, you can specify a drive number with D or a device number with U after the program name.

In 64 mode, pressing SHIFT-RUN/STOP still loads and runs the first program from tape. But in 128 mode, this combination loads and runs the first program on disk.

## BLOADing Binary Files

A binary file is most often a machine language program, although there are several other possibilities: sprite shapes, redefined characters, function key definitions, hi-res pictures, to name just a few. With binary files it's usually important that they load into a specific area of memory.

If you're familiar with the VIC or 64, you'll recognize LOAD"filename",8,1. It loads a file back into the part of memory from which it was saved.

BLOAD does the same thing, but you don't have to include the 8 and the 1. BLOAD can also send a



file to a different section of memory, if you append a B (for Bank number) and a P (Position). With an unexpanded 128, the only two choices for the bank are 0 and 1. BASIC programs are stored in bank 0, variables in bank 1. The position can be any memory location in the range 0-65535.

BOOT "filename" loads a machine language program and executes a SYS to the starting address. It's the machine language equivalent of RUN "filename" for BASIC programs.

You can also load from within the machine language monitor with the L command. After the filename, you must include a comma and an 8 (for device 8, the disk drive). If you wish to relocate the program to a different section of memory, you can include the new address as well.

## Autoboot Sectors

When you first turn on a 128, it checks to see if a disk drive is attached and turned on. If so, it tries to read track 1, sector 0 into memory (the 256 bytes of the boot sector are read into locations \$0B00-0BFF). If the letters "CBM" are found at the beginning of that disk sector, the autoboot sequence begins.

You can see how this works by following this power-on sequence:

1. Turn on your TV/monitor and disk drive, but not the 128.
2. Insert the CP/M disk that came with the 128 into the 1541 or 1571.
3. Turn on the 128.

The CP/M disk has an autoboot sector; it's designed to load and run CP/M automatically. An alternative to resetting the computer is to enter BOOT without a filename.

Autoboot sectors aren't limited to CP/M. It's possible to create disks that automatically load and run a BASIC or an ML program. To create such a disk, load and run the AUTOBOOT MAKER program on the disk that comes with the 1571.

The first three bytes of track 1, sector 0 (the characters C, B, and M) are followed by the low byte of the load address, the high byte, the bank number for the load, and the number of sequential disk sectors to be loaded. These four bytes aren't important when you're autoboot-

ing BASIC programs, so they should usually be zeros. Starting at the eighth byte, you put the disk name (for the BOOTING message), and end with a zero. Next is the name of the program you wanted to load, again terminated by a zero. Finally, there's machine language which will be called after the load.

## Chained Programs

Commodore computers have always had problems with chaining, the process of loading and running one program from within another. The difficulties stemmed from the way variables were stored in memory in previous Commodores: The beginning of variable storage immediately followed the end of the BASIC program.

Chaining is a snap on the 128. Since the program is kept separate from variables, you don't need to worry about program length. To load and run another program, just follow these rules:

1. If you want to keep the variables from the first program, use DLOAD. The second program loads and runs. All variable values are retained.
2. If you want to clear the variables, use RUN "filename" where filename is the name of the second program.
3. To load a binary file, use either BLOAD "filename" or BOOT "filename."

## A Shortcut

There's a quick and convenient way to DLOAD or RUN a program, if you save it a certain way. Include this line at the beginning of the program you're working on:

```
1 REM DSAVE "01PROGRAM-  
NAME {SHIFT-SPACE}:
```

The {SHIFT-SPACE} means hold down SHIFT and press the space bar. Play with the spacing of the line so that pressing TAB once puts the cursor in front of DSAVE and pressing it twice lands the cursor on the 1 in front of the program name. When you want to do a safety save of an incomplete program, LIST 1 and TAB twice. Change version number 01 to 02 and press RETURN. Now cursor up to the beginning of the line and TAB once. Tap the ESC key (next to TAB) and then press P. This erases everything

from the cursor to the beginning of the line (ESC-Q erases everything to the end of a line, and you can remember these two ESC commands if you mind your p's and q's). Press RETURN and your program is saved to disk with the new version number.

Later, when you come back to work on the program, press f3 to see the directory (if it goes by too fast, the Commodore key slows it down; the NO SCROLL key temporarily pauses it). When you see the latest version, press STOP. Cursor up to the program name and type DLOAD or RUN. Better yet, press f2 (DLOAD) or f6 (RUN). The SHIFT-SPACE in line 1 puts a quotation mark between the program name and the colon. Without the colon, DLOAD or RUN would interpret PRG as part of the command.

Another advantage to including the DSAVE on line 1 is that when you send a program listing to your printer, the version number is right there at the top of the page.

## Saving

Here are a few ways to save programs:

1. SAVE "filename",8
2. DSAVE "filename"
3. BSAVE "filename", Bbank, Pstart TO Pend
4. From the ML monitor: S "filename",8, start, end+1

The first two, SAVE and DSAVE, are just ordinary ways to save ordinary BASIC programs. BSAVE and the monitor save are a little more interesting. They save a section of memory as a binary file. Note that when you're in the monitor, you have to add 1 to the ending address of the memory being saved.

You might think these two methods would be most useful for saving ML programs. They are good for that, of course, but there are also several areas of memory you may want to BSAVE for use in a BASIC program:

\$0E00-\$0FFF Sprite definitions  
\$1000-\$10FF Ten function key definitions  
\$1C00-\$3FFF Hi-res screen

The addresses are listed in hexadecimal. To convert to decimal, use the DEC function (PRINT DEC("0E00") for example).

If you create several sprites



with SPRDEF for a game, you can BSAVE the sprite area to disk. In the game, you would then BLOAD them back into memory. This works a lot faster than POKEing them into memory or reading a sequential file, especially if you're using a 1571.

In case you're wondering about the reference above to ten function keys, yes, there are ten redefinable keys. There are the eight you can define with the KEY command (labeled f1-f8), but also SHIFT-RUN/STOP and HELP. If you go into the monitor and do a memory display of 1000-10FF, you can see the ten key definitions. The first ten bytes in this area list the length of each function key. The rest are the actual characters that print when you press one of them. The number 13 is ASCII for a carriage return, the equivalent of pressing the RETURN key. After redefining the keys, you can BSAVE their new values. To retrieve the previous key definitions, use BLOAD.

## Handling Sequential Files

DOPEN and DCLOSE are new ways of establishing and breaking connections with a sequential file. There's not much to say about them; if you already know how to OPEN and CLOSE sequential files, you'll catch on quickly. The difference in syntax is illustrated below:

```
OPEN 3,84,"filename,S,W"  
DOPEN#3,"filename",W
```

Note that DOPEN doesn't need as much information as OPEN. OPEN is a general-purpose command; it can set up a logical file to a disk file, a tape file, a printer, a modem, and so on. DOPEN, on the other hand, is for disk files only. So OPEN needs the device number and disk channel (,8,4), but DOPEN doesn't. The S after the file name indicates that a sequential file will be opened. Since DOPEN defaults to sequential files, it too is unnecessary. Also, note that the W for Write is outside the quotation marks in the second example.

APPEND is a variation on DOPEN. It opens an already existing disk file for a write operation. Any information written to the sequential file is added to the end. Data at the beginning of the file is

safe and unchanged.

There aren't any new ways of reading or writing files. You still PRINT# to send data and either INPUT# or GET# to read a file.

## Relative Files Are Much Easier

Being able to randomly access records in a file can sometimes greatly speed up a program. With sequential files, you may sometimes have to read through 50 records just to get to the 51st. A relative file allows you to obtain the information you need almost immediately.

In BASIC 2.0, creating and maintaining a relative file requires sending a number of CHR\$ codes. If you write programs for relative files in 64 mode, you'll have to learn the complexities of relative files. But not on the 128. In just a few lines, you can open and write to a relative file. Let's say you wanted 100 records with 20 characters in each record. Your program to set up a file would look something like this:

```
10 DOPEN#3,"XYZFILE",L20  
20 RECORD#3,100  
30 PRINT#3,"LAST RECORD"  
40 RECORD#3,100  
50 CLOSE3
```

That's all there is to it. When DOPEN is followed by an L and a number, it opens a relative file. The length of each record is set by L20. Records can be from 1 to 254 bytes long. Because the record length is stored in the directory, you need to use the L parameter only when the file is first created.

RECORD# positions the pointer to the desired record (up to 65535 can be accessed, depending on the record length). You must include the logical file number and the record number. A third number can be added if you want to start reading or writing partway into the record. If this number is omitted, you'll begin at the first byte of the record.

In line 30, we PRINT# to record number 100. Printing to a previously nonexistent record forces the disk drive to create that record and all previous records. Line 40 positions the pointer again, to avoid a rare bug that sometimes corrupts files and then file three is closed. (See "Relative Files: Speed And Economy" in the June 1985 issue

for more about the 64's relative file bug.)

Once the file is created, you can easily access records with DOPEN and RECORD#. You PRINT# to write and either GET# or INPUT# to read records.

## Utilities

There are more new commands that help when you're programming. The f3 key is defined to print DIRECTORY. So, with the press of a single key, you can see what's on a disk.

Two very useful reserved variables are DS (short for Disk Status) and DS\$. The first returns the disk error number, the second prints out the error message. If the red light on a 1541 starts flashing (the green light on a 1571), just enter PRINT DS\$ and you can see what went wrong. Consult your disk drive manual for a complete list of error messages.

Within a program, DS is usually more helpful than DS\$. After a disk operation, add a line IF DS>19 THEN 500, where line 500 is the beginning of an error-handling routine.

The variable DS will normally hold a 0 if no errors occurred. But if DS is equal to 20 or more, something has gone wrong. There are a few exceptions, though: Error 01 is not an error, it's triggered after a SCRATCH operation. The error message will be FILES SCRATCHED, followed by a comma and the number of files that were scratched. Error 50 (RECORD NOT PRESENT) is no matter for concern if you've just created or expanded a relative file. If you write to a previously nonexistent record in a relative file, it's added to the disk. The record was not present before the operation and thus causes the error 50. Finally, when you first turn on or reset a disk drive, you'll receive an error 73, which is simply an announcement of which version of DOS is inside the drive.

Several other new commands make file management easier. RE-NAME and SCRATCH are fairly straightforward. SCRATCH is followed by a filename inside quotation marks. Pattern matching, using wild cards like question marks or asterisks, is available for those



times when you want to scratch several files with similar names. To change the name of a file, `RENAME "oldname" TO "newname."` This syntax is certainly easier to remember than `OPEN 15,8,15,"R0:newname=oldname,"` the required syntax on the VIC or 64.

`COLLECT` validates the disk. It's used mostly for cleaning up the Block Allocation Map (BAM) to get rid of improperly closed files. These were formerly called "poison files," but the 1571 disk drive manual refers to them as "splat files." They're marked by an asterisk in the directory, \*PRG, for example.

`DCLEAR` initializes the disk; it's the same as sending "IO" to channel 15.

`CONCAT` combines the contents of two sequential files. You can use it on program files, but the result won't be a merged program because the two zeros that mark the end of a BASIC program get in the way.

Two disk commands designed primarily for dual drives are `COPY` and `BACKUP`. The first copies a file from one drive to another. But you must use a dual drive—`COPY` won't work with two single drives. It can also make a copy to the original disk (if you want to rearrange a directory, for example). `BACKUP` copies a whole disk. It too requires a dual drive.

## A Few Quirks

There are a few annoying features of the 128—not bugs, just bothersome quirks.

The most serious of these is that `SHIFT-RUN/STOP` loads and runs the first file on disk. A nice feature if that's what you want, but sooner or later, while programming, you'll accidentally press `SHIFT-LOCK` and `RUN/STOP` or the Commodore key and `RUN/STOP`. When the disk drive starts spinning, you have only a few seconds to unlock the `SHIFT-LOCK` key and press `STOP` to prevent the first program from loading. If you fail to stop it, the program loads and runs and you've lost any part of your other program that was not saved. To avoid this situation, you may want to put a sequential file at the beginning of a disk. If you accidentally type `SHIFT-RUN/STOP`, the computer will try to load the se-

quential file, but it won't work. The program you're working on will be safe if this precaution is taken.

You can also accidentally save a program. The default values for `f7` and `f3` are `LIST` and `DIRECTORY`. Very helpful when you want to take a look at what's on a disk or what's in a program. But in between these two keys is `f5`, which is defined as `DSAVE`. If you reach up to list a program and accidentally press `f5` and `f7`, the computer will print `DSAVE LIST` and begin saving your program under that name.

`VERIFY` and `DVERIFY` don't always work as you would expect. Each line of a BASIC program contains a memory pointer to the beginning of the next line. When you allocate a graphics area, the BASIC program is moved up by 9K and all the line links change. Line links that don't match will lead to a false `VERIFY ERROR`. You can test this by entering a one line program and saving it to disk. Now type `GRAPHIC1: GRAPHIC0` to allocate a graphics area. List the program and use `DVERIFY` to check your save. You should see an error message.

Something to remember when you're using disk commands is that variables must be enclosed in parentheses. The following two examples show the right and wrong ways to use variables:

```
RENAME H$ TO "FINALFINAL": REM
WRONG
RENAME (H$) TO "MOSTRECENT":
REM CORRECT
```

Another minor annoyance is that large relative files have a limit of 720 disk sectors. Relative files contain up to six side sectors which can keep track of 120 sectors each. A formatted 1541 disk has 664 blocks free, so you'll run out of disk space before you reach the 720 sector limit. But the 1571 formats both sides of a disk, for 1328 blocks free. It's unfortunate that you can't use all of that space for a relative file. You're limited to about 180K per file. The 720 sector limit gets in the way.

## How Fast Is The 1571?

If you already own a 1541 drive, you can use it with a 128. You don't need to buy a 1571, unless speed is important. Here's how the two drives compare:

	1541	1571
9K LOAD (hi-res screen)	27 seconds	4 seconds
Disk format	89 seconds (one side)	43 seconds (two sides)
Quick format (no ID)	2.5 seconds (one side)	3.4 seconds (two sides)

Going into 80 columns and using the `FAST` command to double the speed of the microprocessor saves only a few tenths of a second on disk operations. So the speed of the computer is not a factor. The bottleneck is the speed at which the data travels through the serial cable.

Note that formatting, which is handled completely within the disk drive, is twice as fast for twice the disk capacity. This suggests that writing operations are quicker on the 1571.

Even when you send the command to make the 1571 act like a 1541, it's faster. A 1541 takes nearly a minute and a half to format a disk. The 1571 in 1541 mode takes only one minute and twelve seconds.

The "act like a 1541" command is `OPEN 15,8,15: PRINT #15, "U0>M0"`. To reset to 1571 mode, `PRINT #15, "U0>M1"` (these commands can be used in 64 mode as well).

While the 1571 is emulating the 1541, you can choose which read/write head is used with `PRINT #15, "U0>H0"` or `PRINT #15, "U0>H1"`. By switching heads, you can format both sides of a disk as if they were separate disks. This isn't especially useful, but it suggests a solution for the 720 sector limit on relative files. You could format both sides of the disk with separate names and IDs and then create a relative file on each side. Within the program, you'd need to figure out which side of the disk contains the information and switch back and forth. You might lose some time in the head switching, but you'd be able to expand a relative file to about 330K.

Another plus for the 1571 is its ability to read a variety of CP/M formats. If you plan to do much with CP/M, the 1571 provides more flexibility. Even if you don't, it's faster and can handle more data than the 1541.



# news & products

## StealthTec Transparent Commodore Utilities

Cardco, Inc., is introducing two new utilities for the Commodore 64 (128 versions to follow soon), based on the company's new *StealthTec* transparent program interrupt technology. A transparent interrupt mechanism is one that can be called upon, used, and removed during the execution of another program without disturbing any aspect of the main program.

The first package, *Freeze Frame*, is a totally transparent screen dump utility. With a couple of keystrokes, it sends whatever is on the screen to the printer. Unlike other screen dump utilities, *Freeze Frame* works on virtually all programs and all programming languages; it also supports any printer or printer interface which emulates the Commodore 1525 printer, as well as any Epson-compatible or any Okidata-compatible printers.

Cardco is also introducing a business/productivity utility that offers 64 owners utilities similar to those in the popular Borland International *Sidekick* product for IBM PCs. Included will be a calculator, an appointment calendar, a telephone directory/database, a memo writer, a screen dump utility, access to all DOS functions, and other features.

The productivity utility package (name to be announced soon) has a suggested retail price of \$69.95. *Freeze Frame* is priced at \$49.95. Both programs should be available in early 1986.

Cardco, Inc., 300 S. Topeka, Wichita, KS 67202.

Circle Reader Service Number 227.

## Bridge Packages For The 64

Noted computer bridge authority Thomas Throop has developed a trio of computer bridge games for the Commodore 64, available from his company Great Game Products. *Bridge Baron* (\$39.95), winner of the First Computer Bridge Tournament, plays the complete game of bridge. The program lets you bid, play, or bid and play over a million computer generated deals. You can also

add your own deals. And the program knows five card major opening bids, as well as the Stayman, Blackwood, and Gerber conventions.

*Play Bridge with Sheinwold* (\$29.95) offers you 91 deals designed by bridge expert Alfred Sheinwold. The player has three opportunities to choose the recommended play. *Improve Your Bridge with Blackwood* (which should be available in Spring 1986 for \$39.95), developed with renowned bridge authority Easley Blackwood, teaches the fundamentals of good declarer play as well as some advanced techniques.

Great Game Products, 8804 Chalon Dr., Bethesda, MD 20817.

Circle Reader Service Number 228.

## 128 Monochrome Adapter

Batteries Included has introduced the BI C128 Monochrome Adapter for the Commodore 128. This monitor cable allows you to use the 128's 80-column display with color or monochrome monitors, such as the Commodore 1701 and 1702 composite monitors. The plug connects to the RGBI port on the 128 and to the LUMA socket on the rear of the 1701 and 1702. On other monitors, the cable would connect to the video-in port. Suggested retail price is \$7.95.

Batteries Included, 30 Mural St., Richmond Hill, Ontario, Canada L4B 1B5 or 17875 Sky Park North, Suite P, Irvine, CA 92714.

(For the names of other companies with 128 video adapters, see "The Well-Connected Computer" in this issue.)

Circle Reader Service Number 229.

## Investment Package And Books For 64

Abacus Software has announced the release of *Personal Portfolio Manager*, an investment management program for stocks and bonds. Available for the 64 and 128 (in 64 mode), *Personal Portfolio Manager* lets you manage stocks, bonds, mutual funds, treasury bills, and similar investments; record taxable or non-taxable dividends or interest income;

reconcile each brokerage account cash balance with year-to-date transactions; produce reports; and enter stock quotes manually or automatically through Dow Jones or Warner services. The suggested retail price is \$39.95.

Among other releases from Abacus are two books, *1541 Repair & Maintenance Handbook*, which covers disk drive maintenance, testing adjustments, read/write head tuning, and drive motor speed adjustment, among other topics; and *CAD Book for the C-64 and 128*, which provides information about computer-aided-design with Commodore computers (and Commodore computers using *Simons' BASIC*). Included are programs for developing a CAD system and for experimenting with CAD. The books sell for \$19.95 each.

Abacus Software, P.O. Box 7211, Grand Rapids, MI 49510.

Circle Reader Service Number 230.

## Acrojet Flight Simulator

Three-dimensional perspective and sophisticated navigation instrumentation are featured in *Acrojet*, a new jet flight simulator from MicroProse. Using a joystick, players can perform rolls, loops, Immelmann turns, and other maneuvers.

One to four players can compete in a Decathlon of Sport Aviation for the World's Greatest Sport Pilot title. Players compete against one another and Major Bill, a fighter pilot.

Suggested retail price is \$34.95. MicroProse Software, 120 Lakefront Dr., Hunt Valley, MD 21030.

Circle Reader Service Number 231.

## Kimber-Link Telecommunications Program

Kimbertek, Inc., has introduced *Kimber-Link*, a telecommunications package for the Commodore 64 that lets you communicate with other 64s, most minicomputers, mainframes, information services like CompuServe, and bulletin boards. The program works with many kinds of modems (including auto-dial), contains a 30,000-character buffer for



data transfer and capture, and operates with most brands of printers. The package also contains a keyboard overlay for ease of use, and comes with a 48-page manual. *Kimber-Link* lets you store all variable parameters for custom-tailored set-ups, and then reloads them whenever you use the program.

The price is \$29.95 (plus \$3 shipping and handling). Pennsylvania residents must add six percent sales tax.

*Kimbertek, Inc., P.O. Box 743, Phoenixville, PA 19460.*

**Circle Reader Service Number 232.**

### Printer Re-Inkers

New life for fading computer printer ribbons is available from Computer Friends, developers of the Mac Inker UC (Universal Cartridge) for almost all fabric ribbon cartridges and the Mac Inker US (Universal Spool) for all fabric ribbon spools (up to one inch in width and up to four inches in diameter). Ribbons are loaded onto the Mac Inker table and wound around an inking element. A few drops of ink are added to the ink reservoir, and the ribbon is then passed around the inking element for even ink distribution. The re-inkers work with both dot matrix and daisy wheel printers.

Suggested retail price for the Mac Inker UC is \$60; for the Mac Inker US, \$66.95. Two-ounce bottles of ink are available for \$3.00; pints for \$18.50. (There is a \$3 shipping and handling charge.)

*Computer Friends, 6415 SW Canyon Ct., Suite #10, Portland, OR 97221.*

**Circle Reader Service Number 233.**

### SpeedScript Enhancer

*SPEEDPAK*, an enhancement program for use with the *SpeedScript* word processor (versions 3.0-3.2), adds six new commands, three printer codes, and eight user-definable 31-character macro phrase keys. Among the features for use with *SpeedScript* are alternate screens (allows you to edit and switch between two documents), help screen and onscreen font installer (four of each), encryption (32-character secret code), code conversion (to Commodore ASCII or screen codes), default selection (to disk/tape storage, set printer device and secondary address), and a Dvorak keyboard option. Three additional printer codes work with the alternate screen to provide a RAM-based form letter mail merge capability.

The package, priced at \$15, includes three disk-based tutorials and three sample files.

*Upstart Publishing, Dept. SP-NP2, P.O. Box 22022, Greensboro, NC 27420.*


**Circle Reader Service Number 234.**

### Jet Fighter Game

*Flyer Fox* is a new jet fighter action game from Tymac that puts you in the pilot's seat, defending international skies from Mig fighters. The game offers full view of the cockpit and three window views. In addition to music and sound effects, *Flyer Fox* contains software-generated speech. The game is joystick-controlled and is available on disk and tape.

Suggested retail is \$39.95.

*Tymac Controls Corporation, 127 Main St., Franklin, NJ 07416.*



*The view from the cockpit in Tymac's Flyer Fox.*

**Circle Reader Service Number 235.**

### Chris Evert-Lloyd On The 64

Avant-Garde Publishing has introduced a tennis training guide featuring tennis great Chris Evert-Lloyd. Demonstrations of grip, stroke, game strategy, and specialized exercises are used to teach both fundamental and advanced techniques. Also covered are equipment, game rules, and improving concentration. The game uses live-action color graphics, and includes a test match for trying out the various techniques.

Previous Avant-Garde releases include *Dave Winfield's Batter Up!* and *Joe Theismann's Pro Football*. Suggested retail price for *Chris Evert-Lloyd Tennis* is \$34.95.

*Avant Garde Publishing Corp., 37B Commercial Blvd., Novato, CA 94947.*

**Circle Reader Service Number 236.**

### Talking Terminal

A new telecommunications package from Welwyn Currah, called the Intelligent Talking Terminal, enables you to receive modem-transmitted data verbally or as text on screen. Compatible with either the Commodore 64 or 128, the package includes the Voice Messenger speech synthesizer, a telecommunications program, and *Easy Speech*, a program that enables most pre-existing text-driven software to speak.

The program can be used to hear messages, games, or information from

subscription services such as The Source or CompuServe. The package sells for \$29.95.

*Welwyn Currah, 104 W. Fourth St., Royal Oak, MI 48067.*

**Circle Reader Service Number 237.**

### Three From SSI

Strategic Simulations, Inc., has announced the release of three new strategic war games for the 64. *Battle of Antietam* (\$49.95) recreates the famous civil war battle; *Norway 1985* (\$34.95), the fourth game in the "When Superpowers Collide" series by Roger Keating, simulates the Soviet occupation of Norway and NATO's counterattack; *United States Army Air Force* (\$59.95) is an advanced simulation of daylight bombing of German industry from 1943-45, featuring 24 aircraft types. Each game can be played with one or two players.

*Strategic Simulations Inc., 883 Stierlin Rd., Bldg. A-200, Mountain View, CA 94043-1983.*

**Circle Reader Service Number 238.**

### 64 Modem Software

*Sixth Sense*, a new telecommunications program from Microtechnic Solutions, comes with programmable macro keys that enable many unattended modem operations. The macro keys are easily programmed with a set of macro templates. Among the other functions included in *Sixth Sense* are multiple data paths, split-screen line input, a 700-line virtual screen, and a user-programmable counter.

Suggested retail price for *Sixth Sense* is \$89.95; or \$71.95 for those who already have the Smart 64 Terminal. An additional \$9 can be deducted for prepaid orders.

*Microtechnic Solutions, Inc., P.O. Box 2940, New Haven, CT 06515.*

**Circle Reader Service Number 239.**

### MasterType's Writer

A sophisticated word processor, *MasterType's Writer*, has been released from Scarborough Systems. The program features dual windows for outlining text, color highlighting, multiple typefaces, macro commands for frequently used words and phrases, and an on-disk tutorial. A print preview option is included, and linked files can be printed out.

*MasterType's Writer* is available for the Commodore 64 for \$44.95.

*Scarborough Systems, Inc., 55 S. Broadway, Tarrytown, NY 10591.*

**Circle Reader Service Number 240.**



# How To Type In COMPUTE!'s GAZETTE Programs

Each month, COMPUTE!'s GAZETTE publishes programs for the Commodore 128, 64, Plus/4, 16, and VIC-20. Each program is clearly marked by title and version. Be sure to type in the correct version for your machine. All 64 programs run on the 128 in 64 mode. Be sure to read the instructions in the corresponding article. This can save time and eliminate any questions which might arise after you begin typing.

We frequently publish two programs designed to make typing easier: The Automatic Proofreader, and MLX, designed for entering machine language programs.

When entering a BASIC program, be especially careful with DATA statements as they are extremely sensitive to errors. A mistyped number in a DATA statement can cause your machine to "lock up" (you'll have no control over the computer). If this happens, the only recourse is to turn your computer off then back on, erasing whatever was in memory. So be sure to *save a copy of your program before you run it*. If your computer crashes, you can always reload the program and look for the error.

## Special Characters

Most of the programs listed in each issue contain special control characters. To facilitate typing in any programs from the GAZETTE, use the following listing conventions.

The most common type of control characters in our listings appear as words within braces: {DOWN} means to press the cursor down key; {5 SPACES} means to press the space bar five times.

To indicate that a key should be *shifted* (hold down the SHIFT key while pressing another key), the character is underlined. For example, A means hold down the SHIFT key and press A. You may see strange characters on your screen, but that's to be expected. If you find a number followed by an underlined key enclosed in braces (for example, {8 A}), type the key as many times as indicated (in our example, enter eight SHIFTed A's).

If a key is enclosed in special brackets,  $\left[ \right]$ , hold down the Commodore key (at the lower left corner of the keyboard) and press the indicated character.

Rarely, you'll see a single letter of the alphabet enclosed in braces.

This can be entered on the Commodore 64 by pressing the CTRL key while typing the letter in braces. For example, {A} means to press CTRL-A.

## The Quote Mode

Although you can move the cursor around the screen with the CRSR keys, often a programmer will want to move the cursor under program control. This is seen in examples such as {LEFT} and {HOME} in the program listings. The only way the computer can tell the difference between direct and programmed cursor control is *the quote mode*.

Once you press the quote key, you're in quote mode. This mode can be confusing if you mistype a character and cursor left to change it. You'll see a reverse video character (a graphics symbol for cursor left). In this case, you can use the DELETE key to back up and edit the line. Type another quote and you're out of quote mode. If things really get confusing, you can exit quote mode simply by pressing RETURN. Then just cursor up to the mistyped line and fix it.

When You Read:	Press:	See:
{CLR}	SHIFT CLR/HOME	
{HOME}	CLR/HOME	
{UP}	SHIFT ↑ CRSR ↓	
{DOWN}	↑ CRSR ↓	
{LEFT}	SHIFT ← CRSR →	
{RIGHT}	← CRSR →	
{RVS}	CTRL 9	
{OFF}	CTRL 0	
{BLK}	CTRL 1	
{WHT}	CTRL 2	
{RED}	CTRL 3	
{CYN}	CTRL 4	

When You Read:	Press:	See:
{PUR}	CTRL 5	
{GRN}	CTRL 6	
{BLU}	CTRL 7	
{YEL}	CTRL 8	
{F1}	f1	
{F2}	SHIFT f1	
{F3}	f3	
{F4}	SHIFT f3	
{F5}	f5	
{F6}	SHIFT f5	
{F7}	f7	
{F8}	SHIFT f7	

When You Read:	Press:	See:
←	←	
↑	SHIFT ↑	

## For Commodore 64 Only

$\left[ \right]$ 1	COMMODORE 1	
$\left[ \right]$ 2	COMMODORE 2	
$\left[ \right]$ 3	COMMODORE 3	
$\left[ \right]$ 4	COMMODORE 4	
$\left[ \right]$ 5	COMMODORE 5	
$\left[ \right]$ 6	COMMODORE 6	
$\left[ \right]$ 7	COMMODORE 7	
$\left[ \right]$ 8	COMMODORE 8	



# The New Automatic Proofreader

Philip I. Nelson, Assistant Editor

Now it's easier than ever to type in and enjoy programs for Commodore computers. This completely new version of "The Automatic Proofreader" works on all eight-bit Commodores (the 128, 64, Plus/4, 16, and VIC-20) and alerts you to almost every typing mistake you might make. It can even be used with other programming utilities like "MetaBASIC" and the "DOS Wedge."

"The New Automatic Proofreader" helps you type in program listings without typing mistakes. It's a short error-checking program that conceals itself in memory and adheres to your Commodore's operating system. Each time you press RETURN to enter a program line, the Proofreader displays a two-letter checksum in reverse video at the top of your screen. If the checksum on your screen doesn't match the one in the printed listing, you've typed the line incorrectly—it's that simple. You don't have to use the Proofreader to enter printed listings, but doing so greatly reduces your chances of making a typo.

## Getting Started

First, type in the Commodore Automatic Proofreader Program *exactly* as it appears in the listing. Since the Proofreader can't check itself, type carefully to avoid mistakes. Don't omit any lines, even if they contain unfamiliar commands or you think they don't apply to your computer. As soon as you're finished typing the Proofreader, save at least two copies on disk or tape before running it the first time. This is very important because the Proofreader erases the BASIC portion of itself

when you run it, leaving only the machine language (ML) portion in memory.

When that's done, type RUN and press RETURN. After announcing which computer it's running on, the Proofreader installs the ML routine in memory, displays the message PROOFREADER ACTIVE, erases the BASIC portion of itself, and ends. If you type LIST and press RETURN, you'll see that no BASIC program remains in memory. The computer is ready for you to type in a new BASIC program.

## Entering Programs

Once the Proofreader is active, you can begin typing in a BASIC program as usual. Every time you finish typing a line and press RETURN, the Proofreader displays a two-letter checksum (reverse video letters) in the upper left corner of the screen. Compare this checksum with the two-letter checksum printed to the left of the corresponding line in the program listing. If the letters match, it's almost certain the line was typed correctly. If the letters don't match, check for your mistake and correct the line.

The Proofreader ignores

spaces that aren't enclosed in quotation marks, so you can omit spaces (or add extra ones) between keywords and still see a matching checksum. For example, these two lines generate the same checksum:

```
10 PRINT"THIS IS BASIC"  
10 PRINT "THIS IS BASIC"
```

However, since spaces inside quotation marks are almost always significant, the Proofreader pays attention to them. For instance, these two lines generate different checksums:

```
10 PRINT"THIS IS BASIC"  
10 PRINT"THIS ISBA SIC"
```

A common typing mistake is transposition—typing two successive characters in the wrong order, like PIRNT instead of PRINT or 64378 instead of 64738. A checksum program that adds up the values of all the characters in a line can't possibly detect transposition errors (it can only tell whether the right characters are present, regardless of what order they're in). Because the Proofreader computes the checksum with a more sophisticated formula, it is also sensitive to the *position* of each character within the line and thus catches transposition errors.

The Proofreader does *not* accept keyword abbreviations (for example, ? instead of PRINT). If you prefer to use abbreviations, you can still check the line with the Proofreader: Simply LIST the line after typing it, move the cursor back onto the line, and press RETURN. LISTing the line substitutes the full keyword for the abbreviation and allows the Proofreader to work properly.



The same technique works for re-checking a program you've already typed in: Reload the program, LIST several lines on the screen, and press RETURN over them.

If you're using the Proofreader on the Commodore Plus/4, 16, or 128 (in 128 mode), *do not perform any GRAPHIC commands while the Proofreader is active.* When you perform a command like GRAPHIC 1, the computer moves everything at the start of BASIC program space—including the Proofreader—to another memory area, causing the Proofreader to crash. The same thing happens if you run any program that contains a GRAPHIC command. The Proofreader deallocates any graphics areas before installing itself in memory, but you are responsible for seeing that the computer remains in this configuration.

Though the Proofreader doesn't interfere with other BASIC operations, it's always a good idea to disable it before running any other program. Some programs may need the space occupied by the Proofreader's ML routine, or may create other memory conflicts. However, the Proofreader is purposely made difficult to dislodge: It's not affected by tape or disk operations, or by pressing RUN/STOP-RESTORE. The simplest way to disable it is to turn the computer off, then on again. A gentler method is to SYS to the computer's built-in reset routine. Here are the SYS statements required for various Commodore computers:

Computer	Reset Command
128	SYS 65341
64	SYS 64738
Plus/4	SYS 65526
16	SYS 65526
VIC-20	SYS 64802

These reset routines erase the BASIC program currently in memory, so be sure to save the program you're typing before entering the SYS command.

### Inside The Proofreader

Writing a machine language program that works on five different computers is no small task. The first hurdle is finding a safe place to put the code. Though the cassette buffer is an obvious choice, it's located in different places on various machines, and putting ML there creates problems for tape users.

Instead, the Proofreader uses 256 bytes of BASIC programming space.

Before it installs the routine in memory, the Proofreader checks which computer you're using. Then it stores the ML at the bottom of BASIC memory and protects itself by moving the computer's start-of-BASIC pointer to a spot 256 bytes higher in memory. Once that's done, the Proofreader activates the ML routine and performs a NEW to erase itself. Note that because the Proofreader overwrites its first few BASIC lines, it's critical not to delete anything from the first portion of the program.

The ML portion of Proofreader wedges into one of the operating system's built-in routines (CRUNCH). The system calls CRUNCH every time you enter a line from the keyboard (it can be a numbered program line, or a direct command without a line number). Before the computer digests the line, it uses CRUNCH to convert BASIC keywords like PRINT into *tokens*—one- or two-byte numbers that represent the keyword. By changing the CRUNCH vector to point to our ML checksum routine, we can make the computer figure the checksum before it tokenizes the line with CRUNCH.

The checksum routine initially sets the checksum to equal the low byte and high byte values of the current line number. Then it scans the line, multiplying the ASCII value of each character by its position in the line and adding the result to the two-byte checksum as it moves down the line. After the whole line has been scanned, the Proofreader performs an *exclusive or* operation on the two bytes of the checksum and displays the final result as two alphabetic characters in reverse video. Though the final checksum could have been displayed as a two-digit hexadecimal number, the Proofreader uses letters so that no harm will be done if you accidentally press RETURN over the line containing the checksum. Once this is done, we restore everything to normal and jump to CRUNCH, which handles the line as usual.

### Compatibility


If you own a Commodore 64, you may already have wondered whether the Proofreader works

with other programming utilities like "MetaBASIC." The answer is generally yes, *if you're using a 64 and you activate the Proofreader after installing the other utility.* For example, first load and activate MetaBASIC, then load and run the Proofreader. Both programming aids are now available.

When using the Proofreader with another utility, you should disable both programs before running a BASIC program. MetaBASIC's QUIT command turns both utilities off (to get them back, you must start over from the beginning). While the Proofreader seems unaffected by programs like "Automatic Syntax Checker" and "BASIC Aid," there's no way to promise that it will work with any and every combination of utilities you might want to use. The more utilities you activate, the more fragile the system becomes, so you must exercise common sense. Any program that disturbs the CRUNCH vector or the memory area where the Proofreader resides will probably crash the system without delay.

See program listing on page 116. ■

## This Publication is available in Microform.



### University Microfilms International

Please send additional information

for \_\_\_\_\_

Name \_\_\_\_\_

Institution \_\_\_\_\_

Street \_\_\_\_\_

City \_\_\_\_\_

State \_\_\_\_\_ Zip \_\_\_\_\_

300 North Zeeb Road  
Dept. P.R.  
Ann Arbor, Mi. 48106



# MLX Machine Language Editor For The Commodore 64

Ottis Cowper  
Technical Editor

"MLX" is a labor-saving utility that will help you enter machine language program listings without error. MLX is required to enter all Commodore 64 machine language programs published in COMPUTE!'s GAZETTE. This version of MLX was first published in the January 1986 issue; it cannot be used to enter MLX programs published prior to that date, nor can earlier versions of MLX be used to enter the listings in this issue.

Type in and save a copy of MLX. You'll need it for all future machine language programs in COMPUTE!'s GAZETTE, as well as machine language (ML) programs in our companion magazine, COMPUTE!, and COMPUTE! books. When you're ready to enter an ML program, load and run MLX. It asks you for a starting and ending address. These addresses appear in the article accompanying the MLX-format program listing you're typing. If you're unfamiliar with ML, the addresses (and all other values you enter in MLX) may appear strange. Instead of the usual decimal numbers you're accustomed to, these numbers are in *hexadecimal*—a base 16 numbering system commonly used by ML programmers. Hexadecimal—hex for short—includes the numerals 0-9 and the letters A-F. But even if you know nothing about ML or hex, you should have no trouble using MLX.

After you enter the starting and ending addresses, MLX offers the option of clearing the workspace. The data you enter with MLX is kept in a special reserved area of memory; clearing this workspace area fills the reserved area with zeros, which will make it easier to find where you left off typing if you enter the listing in several sessions. Choose this option if you're starting to enter a new listing. If you're continuing a listing that's partially typed from a previous session there's no point in clearing the workspace, since the data you load in will fill the area with whatever values were in workspace memory at the time of the last Save.

At this point, MLX presents a menu of commands:

- Enter data
- Display data
- Load data
- Save file
- Quit

Press the corresponding key to select a menu option. These commands are available only while the menu is dis-

played. You can get back to the menu from most options by pressing RETURN.

## Entering A Listing

To begin entering data, press E. You'll be asked for the address at which you wish to begin. (If you pressed E by mistake, you can return to the command menu by pressing RETURN.) When you begin typing a listing, enter the starting address here. If you're typing in a long listing in several sessions, you should enter the address where you left off typing at the end of the previous session. In any case, make sure the address you enter corresponds to the address of a line in the MLX listing. Otherwise, you'll be unable to enter the data correctly.

After you enter the address, you'll see that address appear as a prompt with a nonblinking cursor. Now you're ready to enter data. To help prevent typing mistakes, only a few keys are active, so you may have to unlearn some habits. MLX listings consist of nine columns of two-digit numbers—eight bytes of data and a checksum. You *do not* type spaces between the columns; the new MLX automatically inserts these for you. Nor do you press RETURN after typing the last number in a line; MLX automatically enters and checks the line after you type the last digit. The only keys needed for data entry are 0-9 and A-F. Pressing most of the other keys produces a warning buzz.

To correct typing mistakes before finishing a line, use the INST/DEL key to delete the character to the left of the cursor. (The cursor-left key also deletes.) If you mess up a line badly, press CLR/HOME to start the line over. The RETURN key is also active, but only *before* any data is typed on a line. Pressing RETURN at this point returns you to the command menu. After you type a character, MLX disables RETURN until the cursor returns to the start of a line. Remember, you can press CLR/HOME to quickly get to a line number prompt.

## Beep Or Buzz?

After you type the last digit in a line, MLX calculates a checksum from the line number and the first eight columns of data, then compares it with the value in the ninth column. The formula (found in lines 370-390 of the MLX program) catches almost every conceivable typing error, including the transposition of numbers. If the values

match, you'll hear a pleasant beep, the data is added to the workspace area, and the prompt for the next line of data appears (unless the line just entered was the last line of the listing—in which case you'll automatically advance to the Save option). But if MLX detects a typing error, you'll hear a low buzz and see an error message. Then MLX redisplay the line for editing.

To edit a line, move the cursor left and right using the cursor keys. (The INST/DEL key now works as an alternative cursor-left key.) You cannot move left beyond the first character in the line. If you try to move beyond the rightmost character, you'll reenter the line. To make corrections in a mistyped line, compare the line on the screen with the one printed in the listing, then move the cursor to the mistake and type the correct key. During editing, RETURN is active; pressing it tells MLX to recheck the line. You can press the CLR/HOME key to clear the entire line if you want to start from scratch, or if you want to get to a line number prompt to use RETURN to get back to the menu.

## Other MLX Functions

The Display data option lets you review your work. When you select D, you'll be asked for a starting address. (As with the other menu options, pressing RETURN at this point takes you back to the command menu.) Make sure the address corresponds to a line from the listing. You can pause the scrolling display by pressing the space bar. (MLX finishes printing the current line before halting.) To resume scrolling, press the space bar again. The display continues to scroll until the ending address is reached, then the menu reappears. To break out of the display and return to the menu before the ending address is reached, press RETURN. A quick way to check your typing is to compare the reverse video checksums on the screen with the data in the rightmost column of the printed listing. If the values match, you can be sure the line is entered correctly.

The Save and Load menu options are straightforward. First, MLX asks for a filename. (Again, pressing RETURN at this prompt without entering anything returns you to the command menu.) Next, MLX asks you to press either T or D for tape or disk. If you notice the disk drive starting and stopping several times during a load or save,



don't panic; this behavior is normal because MLX opens and reads from or writes to the file instead of using the usual LOAD and SAVE commands. For disk, the drive prefix 0: is automatically added to the filename (line 750), so this should not be included when entering the name. (This also precludes the use of @ for Save-with-Replace, so remember to give each version saved a different name.) MLX saves the entire workspace area from the starting to ending address, so the save or load may take longer than you might expect if you've entered only a small amount of data from a long listing. When saving a partially completed listing, make sure to note the address where you stopped typing so you'll know where to resume entry when you reload.

MLX reports any errors detected during the save or load. (Tape users should bear in mind that the Commodore 64 is never able to detect errors when saving to tape.) MLX also has three special load error messages: INCORRECT STARTING ADDRESS, which means the file you're trying to load does not have the starting address you specified when you ran MLX; LOAD ENDED AT address, which means the file you're trying to load ends before the ending address you specified when you started MLX; and TRUNCATED AT ENDING ADDRESS, which means the file you're trying to load extends beyond the ending address you originally specified. If you get one of these messages and feel certain that you've loaded the right file, exit and rerun MLX, being careful to enter the correct ending address.

The Quit menu option has the obvious effect—it stops MLX and enters BASIC at a READY prompt. Since the RUN/STOP key is disabled, Q lets you exit the program without turning off the computer. (Of course, RUN/STOP-RESTORE also gets you out.) You'll be asked for verification; press Y to exit to BASIC, or any other key to return to the menu. After quitting, you can type RUN again and reenter MLX without losing your data, as long as you don't use the clear workspace option.

### The Finished Product

When you've finished typing all the data for an ML program and saved your work, you're ready to see the results. The instructions for loading the finished product varies from program to program. Some ML programs are designed to be loaded and run like BASIC programs, so all you need to type is LOAD "filename",8 for disk or LOAD "filename" for tape, and then RUN. (Such programs usually have 0801 as their MLX starting address.) Others must be reloaded to specific addresses

with a command such as LOAD "filename",8,1 for disk or LOAD "filename",1,1 for tape, then started with a SYS to a particular memory address. (On the Commodore 64, the most common starting address for such programs is 49152, which corresponds to MLX address C000.) In any case, you should always refer to the article which accompanies the ML listing for information on loading and running the program.

By the time you finish typing in the data for a long ML program, you'll have several hours invested in the project. Don't take chances—use our "Automatic Proofreader" to type in MLX, and then test your copy thoroughly before first using it to enter any significant amount of data. (Incidentally, MLX is included every month on the GAZETTE DISK.) Make sure all the menu options work as they should. Enter fragments of the program starting at several different addresses, then use the Display option to verify that the data has been entered correctly. And be sure to test the Save and Load options several times to ensure that you can recall your work from disk or tape. Don't let a simple typing error in MLX cost you several nights of hard work.

## MLX

For instructions on entering this listing, refer to "How To Type In COMPUTE!'s GAZETTE Programs" elsewhere in this issue.

```

EK 100 POKE 56,50:CLR:DIM IN$,
I,J,A,B,A$,B$,A(7),N$,
DM 110 C4=48:C6=16:C7=7:Z2=2:Z
4=254:Z5=255:Z6=256:Z7=
127
CJ 120 FA=PEEK(45)+Z6*PEEK(46)
:BS=PEEK(55)+Z6*PEEK(56)
:H$="0123456789ABCDEF"
SB 130 R$=CHR$(13):L$="{LEFT}"
:S$="":D$=CHR$(20):Z$=
CHR$(0):T$="{13 RIGHT}"
CQ 140 SD=54272:FOR I=SD TO SD
+23:POKE I,0:NEXT:POKE
{SPACE}SD+24,15:POKE 78
8,52
FC 150 PRINT "{CLR}"CHR$(142)CH
R$(8):POKE 53280,15:POK
E 53281,15
EJ 160 PRINT T$ "{RED}{RVS}
{2 SPACES}E8 @}
{2 SPACES}"SPC(28)"
{2 SPACES}{OFF}{BLU} ML
X II {RED}{RVS}
{2 SPACES}"SPC(28)"
{12 SPACES}{BLU}"
FR 170 PRINT "{3 DOWN}
{3 SPACES}COMPUTE!'S MA
CHINE LANGUAGE EDITOR
{3 DOWN}"
JB 180 PRINT "{BLK}STARTING ADD
RESS{4}"":GOSUB300:SA=A
D:GOSUB1040:IF F THEN18
0
GF 190 PRINT "{BLK}{2 SPACES}EN
DING ADDRESS{4}"":GOSUB
300:EA=AD:GOSUB1030:IF
{SPACE}F THEN190
KR 200 INPUT "{3 DOWN}{BLK}CLEA

```

```

R WORKSPACE [Y/N]{4}":A
$:IF LEFT$(A$,1)<"Y"TH
EN220
PG 210 PRINT "{2 DOWN}{BLU}WORK
ING...":FORI=BS TO BS+
EA-SA+7:POKE I,0:NEXT:P
RINT"DONE"
DR 220 PRINTTAB(10)"{2 DOWN}
{BLK}{RVS} MLX COMMAND
{SPACE}MENU {DOWN}{4}"
:PRINT T$"{RVS}E{OFF}NTE
R DATA"
ED 230 PRINT T$"{RVS}D{OFF}ISP
LAY DATA":PRINT T$"
{RVS}L{OFF}LOAD DATA"
JS 240 PRINT T$"{RVS}S{OFF}AVE
FILE":PRINT T$"{RVS}Q
{OFF}UIT{2 DOWN}{BLK}"
JH 250 GET A$:IF A$=N$ THEN250
HK 260 A=0:FOR I=1 TO 5:IF A$=
MID$( "EDLSQ",I,1)THEN A
=I:I=5
FD 270 NEXT:ON A GOTO420,610,6
90,700,280:GOSUB1060:GO
TO250
EJ 280 PRINT "{RVS} QUIT ":INPU
T"{DOWN}{4}ARE YOU SURE
[Y/N]":A$:IF LEFT$(A$,
1)<"Y"THEN220
EM 290 POKE SD+24,0:END
JX 300 IN$=N$:AD=0:INPUTIN$:IF
LEN(IN$)<>4THENRETURN
KF 310 B$=IN$:GOSUB320:AD=A:B$
=MID$(IN$,3):GOSUB320:A
D=AD*256+A:RETURN
PP 320 A=0:FOR J=1 TO 2:A$=MID
$(B$,J,1):B=ASC(A$)-C4+
(A$>"0")*C7:A=A*C6+B
JA 330 IF B<0 OR B>15 THEN AD=
0:A=-1:J=2
GX 340 NEXT:RETURN
CH 350 B=INT(A/C6):PRINT MID$(
H$,B+1,1):B=A-B*C6:PRI
NT MID$(H$,B+1,1):RETU
RN
RR 360 A=INT(AD/Z6):GOSUB350:A
=AD-A*Z6:GOSUB350:PRINT
":
BE 370 CK=INT(AD/Z6):CK=AD-Z4*
CK+Z5*(CK>Z7):GOTO390
PX 380 CK=CK*Z2+Z5*(CK>Z7)+A
JC 390 CK=CK+Z5*(CK>Z5):RETURN
QS 400 PRINT "{DOWN}STARTING AT
{4}"":GOSUB300:IF IN$<>
N$ THEN GOSUB1030:IF F
{SPACE}THEN400
EX 410 RETURN
HD 420 PRINT "{RVS} ENTER DATA
{SPACE}":GOSUB400:IF IN
$=N$ THEN220
JK 430 ONEN3,3:PRINT
SK 440 POKE198,0:GOSUB360:IF F
THEN PRINT IN$:PRINT"
{UP}{5 RIGHT}":
GC 450 FOR I=0 TO 24 STEP 3:B$
=S$:FOR J=1 TO 2:IF F T
HEN B$=MID$(IN$,I+J,1)
HA 460 PRINT "{RVS}"B$L$:IF I<
24THEN PRINT "{OFF}":
HD 470 GET A$:IF A$=N$ THEN470
FK 480 IF (A$>"/"ANDAS<":)OR(A
$>"@ANDAS<"G")THEN540
MP 490 IF A$=R$ AND((I=0)AND(J
=1)OR F)THEN PRINT B$:
J=2:NEXT:I=24:GOTO550
KC 500 IF A$="{HOME}" THEN PRI
NT B$:J=2:NEXT:I=24:NEX
T:F=0:GOTO440
MX 510 IF (A$="{RIGHT}")ANDF TH
ENPRINT B$L$:GOTO540
GK 520 IF A$<>L$ AND A$<>D$ OR
((I=0)AND(J=1))THEN GOS

```



All Commodore 64 programs in this issue work with the Commodore 128 in 64 mode.

## Custom Labels

Article on page 97.

### BEFORE TYPING . . .

Before typing in programs, please refer to "How To Type In COMPUTE!'s GAZETTE Programs," which appears before the Program Listings.

```

UB1060:GOTO470
HG 530 A$=L$+S$+L$:PRINT B$L$;
      J=2-J:IF J THEN PRINT
      {SPACE}L$;:I=I-3
QS 540 PRINT A$;:NEXT J:PRINT
      {SPACE}S$;
PM 550 NEXT I:PRINT:PRINT"[UP]
      [5 RIGHT]";:INPUT#3,IN$
      :IF IN$=N$ THEN CLOSE3:
      GOTO220
QC 560 FOR I=1 TO 25 STEP3:B$=
      MID$(IN$,I):GOSUB320:IF
      I<25 THEN GOSUB380:A(I
      /3)=A
PK 570 NEXT:IF A<>CK THEN GOSU
      B1060:PRINT"[BLK]{RVS}
      {SPACE}ERROR: REENTER L
      INE [4]":F=1:GOTO440
HJ 580 GOSUB1080:B=BS+AD-SA:FO
      R I=0 TO 7:POKE B+I,A(I
      ):NEXT
QQ 590 AD=AD+8:IF AD>EA THEN C
      LOSE3:PRINT"[DOWN]{BLU}
      ** END OF ENTRY **{BLK}
      {2 DOWN}":GOTO700
GQ 600 F=0:GOTO440
QA 610 PRINT"[CLR]{DOWN}{RVS}
      {SPACE}DISPLAY DATA ":G
      OSUB400:IF IN$=N$ THEN2
      20
RJ 620 PRINT"[DOWN]{BLU}PRESS:
      {RVS}SPACE{OFF} TO PAU
      SE, {RVS}RETURN{OFF} TO
      BREAK[4]{DOWN}"
KS 630 GOSUB360:B=BS+AD-SA:FOR
      I=BTO B+7:A=PEEK(I):GOS
      UB350:GOSUB380:PRINT S$
      ;
CC 640 NEXT:PRINT"[RVS]";:A=CK
      :GOSUB350:PRINT
KH 650 F=1:AD=AD+8:IF AD>EA TH
      ENPRINT"[DOWN]{BLU}** E
      ND OF DATA **":GOTO220
KC 660 GET A$:IF A$=R$ THEN GO
      SUB1080:GOTO220
EQ 670 IF A$=S$ THEN F=F+1:GOS
      UB1080
AD 680 ONFGOTO630,660,630
CM 690 PRINT"[DOWN]{RVS} LOAD
      {SPACE}DATA ":OP=1:GOTO
      710
PC 700 PRINT"[DOWN]{RVS} SAVE
      {SPACE}FILE ":OP=0
RX 710 IN$=N$:INPUT"[DOWN]FILE
      NAME[4]";:IN$:IF IN$=N$
      {SPACE}THEN220
PR 720 F=0:PRINT"[DOWN]{BLK}
      {RVS}T{OFF}APE OR {RVS}
      D{OFF}ISK: [4]";
FP 730 GET A$:IF A$="T"THEN PR
      INT"[DOWN]":GOTO880
HQ 740 IF A$<>"D"THEN730
HH 750 PRINT"D[DOWN]":OPEN15,8
      ,15,"I0":B=EA-SA:IN$="
      0":+IN$:IF OP THEN810
SQ 760 OPEN 1,8,8,IN$+"P,W":G
      OSUB860:IF A THEN220
FJ 770 AH=INT(SA/256):AL=SA-(A
      H*256):PRINT#1,CHR$(AL)
      ;CHR$(AH);
PE 780 FOR I=0 TO B:PRINT#1,CH
      R$(PEEK(BS+I));:IF ST T
      HEN800
FC 790 NEXT:CLOSE1:CLOSE15:GOT
      O940
GS 800 GOSUB1060:PRINT"[DOWN]
      {BLK}ERROR DURING SAVE:
      [4]":GOSUB860:GOTO220
MA 810 OPEN 1,8,8,IN$+"P,R":G
      OSUB860:IF A THEN220
GE 820 GET#1,A$,B$:AD=ASC(A$+Z

```

```

$)+256*ASC(B$+Z$):IF AD
<>SA THEN F=1:GOTO850
KH 830 FOR I=0 TO B:GET#1,A$:P
      OKE BS+I,ASC(A$+Z$):IF
      {SPACE}ST AND(I<>B)THEN
      F=2:AD=I:I=B
FA 840 NEXT:IF ST<>64 THEN F=3
FQ 850 CLOSE1:CLOSE15:ON ABS(F
      >0)+1 GOTO960,970
SA 860 INPUT#15,A,A$:IF A THEN
      CLOSE1:CLOSE15:GOSUB10
      60:PRINT"[RVS]ERROR: "A
      $
GQ 870 RETURN
EJ 880 POKE183,PEEK(FA+2):POKE
      187,PEEK(FA+3):POKE188,
      PEEK(FA+4):IFOP=0THEN92
      0
HJ 890 SYS 63466:IF(PEEK(783)A
      ND1)THEN GOSUB1060:PRIN
      T"[DOWN]{RVS} FILE NOT
      {SPACE}FOUND ":GOTO690
CS 900 AD=PEEK(829)+256*PEEK(8
      30):IF AD<>SA THEN F=1:
      GOTO970
SC 910 A=PEEK(831)+256*PEEK(83
      2)-1:F=F-2*(A<EA)-3*(A>
      EA):AD=A-AD:GOTO930
KM 920 A=SA:B=EA+1:GOSUB1010:P
      OKE780,3:SYS 63338
JF 930 A=BS:B=BS+(EA-SA)+1:GOS
      UB1010:ON OP GOTO950:SY
      S 63591
AE 940 GOSUB1080:PRINT"[BLU]**
      SAVE COMPLETED **":GOT
      O220
AX 950 POKE147,0:SYS 63562:IF
      {SPACE}ST<>64 THEN970
FR 960 GOSUB1080:PRINT"[BLU]**
      LOAD COMPLETED **":GOT
      O220
DP 970 GOSUB1060:PRINT"[BLK]
      {RVS}ERROR DURING LOAD:
      {DOWN}[4]":ON F GOSUB98
      0,990,1000:GOTO220
PP 980 PRINT"INCORRECT STARTIN
      G ADDRESS (":GOSUB360:
      PRINT")":RETURN
GR 990 PRINT"LOAD ENDED AT ";:
      AD=SA+AD:GOSUB360:PRINT
      D$:RETURN
FD 1000 PRINT"TRUNCATED AT END
      ING ADDRESS":RETURN
RX 1010 AH=INT(A/256):AL=A-(AH
      *256):POKE193,AL:POKE1
      94,AH
FF 1020 AH=INT(B/256):AL=B-(AH
      *256):POKE174,AL:POKE1
      75,AH:RETURN
FX 1030 IF AD<SA OR AD>EA THEN
      1050
HA 1040 IF(AD>511 AND AD<40960
      )OR(AD>49151 AND AD<53
      248)THEN GOSUB1080:F=0
      :RETURN
HC 1050 GOSUB1060:PRINT"[RVS]
      {SPACE}INVALID ADDRESS
      {DOWN}{BLK}":F=1:RETU
      RN
AR 1060 POKE SD+5,31:POKE SD+6
      ,208:POKE SD,240:POKE
      {SPACE}SD+1,4:POKE SD+
      4,33
DX 1070 FOR S=1 TO 100:NEXT:GO
      TO1090
PF 1080 POKE SD+5,8:POKE SD+6,
      240:POKE SD,0:POKE SD+
      1,90:POKE SD+4,17
AC 1090 FOR S=1 TO 100:NEXT:PO
      KE SD+4,0:POKE SD,0:PO
      KE SD+1,0:RETURN

```

```

GS 10 POKE53280,2:POKE53281,15
XE 20 PRINT"[CLR]{BLK}
      {10 DOWN}{2 SPACES}PRESS
      {RVS}1{OFF} FOR GRAPHIC
      S LABELS{2 DOWN}"
RJ 30 PRINT"[2 SPACES]PRESS
      {RVS}2{OFF} FOR ENHANCED
      PRINTING LABELS"
HQ 40 GETP$:P=VAL(P$):IFP<1ORP
      >2THEN40
RS 50 PRINT"[CLR]":GOSUB630:X$
      ="{RVS}{40 SPACES}"
KJ 60 PRINT"[HOME]{RED}
      {8 DOWN}";:FORI=8TO12:PR
      INTX$;:NEXT:PRINT"[OFF]
      {BLK}"
HS 70 IFP=2THENPRINT"[HOME]
      {9 RIGHT}{RED}{RVS}
      {2 SPACES}{OFF}"
EK 80 PRINT"[HOME]{RVS}{RED}
      {OFF}{BLK}":GOSUB680:PRI
      NTCPS"[3 SPACES]{1}
      {2 SPACES}DESIGN A SPECI
      AL LABEL"
JR 90 PRINT"[DOWN]{3 SPACES}{2
      }{2 SPACES}LOAD A LABEL
      {SPACE}FROM DISK":PRINT"
      {DOWN}{3 SPACES}{3}
      {2 SPACES}CHANGE THE LAB
      EL ABOVE
ER 100 PRINT"[DOWN]{3 SPACES}{
      4}{2 SPACES}SAVE THE LA
      BEL ABOVE TO DISK"
SQ 110 PRINT"[DOWN]{3 SPACES}{
      5}{2 SPACES}PRINT THE L
      ABEL ABOVE":PRINT"
      {DOWN}{9 SPACES}{RVS}EN
      TER YOUR CHOICE{OFF}"
KR 120 GETM$:M=VAL(M$):IFM<1OR
      M>5THEN120
GH 130 ONMGOTO550,460,550,370
XH 140 REM * PRINT ROUTINE *
EK 150 GOSUB680:PRINTCP$"
      {3 DOWN}POSITION THE LA
      BEL IN THE PRINTER SO"
HS 160 PRINT"THAT THE TOP OF T
      HE LABEL IS AT THE TOP"
DE 170 PRINT"OF THE PRINHEAD
      {SPACE}AND PRESS RETURN
      ."
MR 180 GETX$:IFX$<>CHR$(13)THE
      N180
FE 190 OPEN3,3:OPEN4,4:OPEN6,4
      ,6:PRINT#6,CHR$(12):Y=4
HK 200 IFP=1THENX=1026:FORI=0T
      O7:FORJ=3TO38
RF 210 IFP=2THENX=1035:FORI=0T
      O7:PI$=CHR$(14):FORJ=12
      TO29

```



```

FG 220 SI=PEEK(X):IFSI<128ANDY
=3THENY=2
DC 230 IFSI>127ANDY=4THENY=1
AA 240 IFSI>127THENSI=SI-128
FA 250 IFSI=127THENSI=191:GOTO
250
MP 260 IFSI>95THENSI=SI+32
KK 270 IFSI>63THENSI=SI+32
JF 280 IFSI<32THENSI=SI+64
AM 290 SI$=CHR$(SI):IFY=1THENS
I$=CHR$(18)+SI$:Y=3
FS 300 IFY=2THENSI$=CHR$(146)+
SI$:Y=4
GS 310 PI$=PI$+SI$:X=X+1:NEXT
GB 320 PRINT#4,CHR$(15)PI$CHR$
(8):PI$="":IF P=1 THEN
{SPACE}X=X+4
DQ 330 IFP=2THENX=X+22
HA 340 Y=4:NEXT:PRINT#4,CHR$(1
0)
AH 350 CLOSE3:CLOSE4:CLOSE6:OP
EN10,4,10:PRINT#10:CLOS
E10:GOTO70
FP 360 REM * SAVE ROUTINE *
XM 370 GOSUB680:PRINTCP$:INPUT
"SAVE FILE NAME";NF$
PM 380 IFNF$=""THEN70
XF 390 OPEN3,3:OPEN8,8,8,"0:"+
NF$+"",S,W"
JS 400 IFP=1THENX=1026:FORI=0T
O7:FORJ=3TO38
QR 410 IFP=2THENX=1035:FORI=0T
O7:FORJ=12TO29
QG 420 Y=PEEK(X):PRINT#8,Y:X=X
+1:NEXT:IFP=1THENX=X+4
KH 430 IFP=2THENX=X+22
HJ 440 NEXT:CLOSE3:CLOSE8:GOTO
70
DH 450 REM * LOAD ROUTINE *
EE 460 GOSUB680:PRINTCP$:INPUT
"LOAD FILE NAME";NF$
CQ 470 IFNF$=""THEN70
FX 480 OPEN3,3:OPEN8,8,8,"0:"+
NF$+"",S,R"
QF 490 IFP=1THENX=1026:FORI=0T
O7:FORJ=3TO38
HP 500 IFP=2THENX=1035:FORI=0T
O7:FORJ=12TO29
RE 510 INPUT#8,Y$:Y=VAL(Y$):PO
KEX,Y:X=X+1:NEXT:IFP=1T
HENX=X+4
AJ 520 IFP=2THENX=X+22
RC 530 NEXT:CLOSE3:CLOSE8:GOTO
70
KG 540 REM * DESIGN A LABEL *
MH 550 GOSUB680:PRINTCP$
{4 DOWN}CENTER YOUR LAB
EL IN THE BLOCK ABOVE."
QH 560 PRINT"{DOWN}REMEMBER TO
LEAVE SPACES BETWEEN L
INES."
SP 570 PRINT"{DOWN}PRESS {RVS}
RETURN{OFF} WHEN DONE.
{HOME}"
XD 580 IFM=3GOTO600
HG 590 GOSUB630
GM 600 IFP=1THENINPUT"{HOME}";
L$:GOTO70
JK 610 IFP=2THENINPUT"{HOME}
{9 RIGHT}";L$:GOTO70
QA 620 REM * SUBROUTINE FOR TO
P LINES *
CG 630 IFP=1THENX$="{RVS}{RED}
{2 SPACES}{OFF}{BLK}
{36 SPACES}{RVS}{RED}
{2 SPACES}{OFF}{BLK}"
CQ 640 IFP=2THENX$="{RVS}{RED}
{11 SPACES}{OFF}{BLK}
{18 SPACES}{RVS}{RED}
{11 SPACES}{OFF}{BLK}"
EQ 650 PRINT"{HOME}";:FORI=0TO
7:PRINTX$;:NEXT:PRINT"

```

```

{HOME}"
AB 660 RETURN
SK 670 REM * SUBROUTINE FOR BO
TTOM LINES *
EC 680 CP$="{HOME}{13 DOWN}":X
$="{40 SPACES}"
XM 690 PRINTCP$;:FORI=13TO23:P
RINTX$;:NEXT
BQ 700 PRINT"{39 SPACES}{HOME}
":RETURN

```

All Commodore 64 programs in this issue work with the Commodore 128 in 64 mode.

## Disk Editor

See instructions in article on page 90 before typing in.

```

2EE0:20 EC 2E 20 7B 32 20 54 89
2EE8:2F 4C 32 30 A2 00 A0 04 93
2EF0:AD 32 03 C9 ED F0 31 A2 E5
2EF8:00 A0 0C A9 00 85 05 A9 63
2F00:08 85 06 A9 88 8D 53 03 43
2F08:A9 90 8D 54 03 A9 43 8D 29
2F10:83 34 A9 05 8D 84 34 A9 53
2F18:5F 8D 76 34 A9 A4 8D 77 0E
2F20:34 A9 06 8D 3B 05 D0 22 4E
2F28:A9 00 85 05 A9 D8 85 06 1E
2F38:A9 0F 8D 20 D0 8D 21 D0 B2
2F40:A9 1E 8D 53 03 A9 AB 8D 85
2F48:54 03 86 03 84 04 A9 4C 66
2F50:8D 52 03 60 A9 93 20 D2 1F
2F58:FF A5 05 85 F7 A5 06 85 01
2F60:F8 A0 00 A2 03 A9 06 91 E9
2F68:F7 88 D0 FB E6 F8 CA 10 7F
2F70:F6 A9 69 A0 35 20 80 33 4A
2F78:A9 8F A0 35 20 80 33 A9 0A
2F80:DF A0 35 20 80 33 4C 89 92
2F88:2F A5 03 18 69 CB 85 F7 47
2F90:85 49 A5 04 69 00 85 F8 48
2F98:85 4A A2 00 A0 00 A9 10 09
2FA0:85 62 A9 04 85 63 A9 04 E0
2FAB:85 64 BD 49 36 20 CF 2F 30
2FB0:E8 F0 16 C6 64 D0 F3 A9 E6
2FB8:01 20 05 30 C6 63 D0 E6 8F
2FC0:A9 04 20 05 30 C6 62 D0 7B
2FC8:D9 20 11 30 4C B9 30 AC 97
2FD0:40 03 C0 01 F0 10 A0 00 41
2FD8:91 F7 A9 01 20 05 30 A9 62
2FE0:20 91 F7 4C FF 2F A0 00 75
2FE8:48 4A 4A 4A 4A 20 F3 2F D5
2FF0:68 29 F0 18 69 30 C9 3A 0B
2FF8:90 03 38 E9 39 91 F7 A9 AF
3000:01 20 05 30 60 18 65 F7 B2
3008:85 F7 A5 F8 69 00 85 F8 BC
3010:60 A5 03 85 F7 A5 04 85 A6
3018:F8 A0 0B AD 67 03 20 E8 C9
3020:2F A0 15 AD 68 03 20 E8 36
3028:2F A0 1D AD 69 03 20 E8 47
3030:2F 60 AD 67 03 8D 5D 03 78
3038:AD 68 03 8D 5E 03 CE 48 A7
3040:03 D0 12 CE 49 03 D0 0D 8A
3048:A9 0A 8D 49 03 A0 00 B1 92
3050:3F 49 80 91 3F 20 E4 FF 10
3058:F0 D8 C9 91 D0 09 A6 42 F3
3060:F0 0F C6 42 4C B6 30 C9 61
3068:11 D0 0E A6 42 0E 0F D0 36
3070:03 4C 78 32 E6 42 4C B6 27
3078:30 C9 9D D0 1A A6 41 D0 E2
3080:0B A6 42 F0 12 AE 5C 03 6E
3088:86 41 D0 D2 A5 41 38 ED 54
3090:40 03 85 41 4C B6 30 C9 FD
3098:1D D0 5D A6 4E 5C 03 4B
30A0:D0 0C A6 42 0E 0F F0 50 DA
30A8:A2 00 86 41 F0 BD A5 41 4A
30B0:18 6D 40 03 85 41 20 B3 D5
30B8:33 A5 49 85 3F A5 4A 85 48

```

```

30C0:40 A6 42 F0 10 A5 3F 18 EF
30C8:69 28 85 3F A5 40 69 00 8D
30D0:85 40 CA D0 F0 A5 41 4A 55
30D8:4A 4A 18 65 41 18 65 3F BE
30E0:85 3F A5 40 69 00 85 40 23
30E8:A0 00 B1 3F 8D 3E 03 20 4F
30F0:A0 33 20 11 30 4C 32 30 CA
30F8:C9 12 D0 0A A9 00 85 62 38
3100:20 04 33 4C D2 31 C9 13 A0
3108:D0 09 A9 00 85 41 85 42 C8
3110:4C B6 30 C9 DB D0 26 EE 46
3118:68 03 AE 67 03 AC 68 03 5A
3120:A9 01 85 62 20 BB 33 90 55
3128:11 A9 00 A9 00 8D 68 03 22
3130:EE 67 03 AD 67 03 C9 24 1E
3138:F0 2B 4C FC 30 C9 DD D0 6C
3140:27 AD 68 03 D0 0A CE 67 92
3148:03 F0 1A A9 16 8D 68 03 01
3150:CE 68 03 A9 01 85 62 AE C0
3158:67 03 AC 68 03 20 BB 33 8E
3160:B0 DF 4C FC 30 4C 32 30 B3
3168:C9 0A D0 16 20 A0 33 AA 42
3170:BD 49 36 8D 67 03 BD 4A B0
3178:36 8D 68 03 20 04 33 4C 5A
3180:D2 31 C9 17 D0 06 20 CA EC
3188:32 4C D2 31 C9 18 D0 23 F7
3190:A9 02 20 C3 FF A2 01 20 35
3198:C9 FF A9 17 A0 36 20 52 F6
31A0:03 20 CC FF A9 01 20 C3 7B
31AB:FF A9 93 20 D2 FF A2 80 46
31B0:6C 00 03 C9 9F D0 03 4C D8
31B8:33 34 C9 01 D0 1F AD 40 A9
31C0:03 49 03 8D 40 03 46 41 0C
31C8:06 41 AD 5C 03 49 01 8D C6
31D0:5C 03 20 9B 34 B0 03 4C 96
31D8:89 2F 4C 78 32 C9 2B D0 BC
31E0:8D A2 00 A0 0B 20 DE 34 47
31E8:8D 67 03 4C D2 31 C9 2D D2
31F0:D0 0D A2 00 A0 17 20 DE D3
31F8:34 8D 68 03 4C D2 31 AE D4
3200:40 03 E0 02 F0 08 C9 30 EC
3208:90 61 C9 3A B0 5D A0 00 26
3210:8D 3E 03 91 3F 48 20 A0 40
3218:33 A5 3F 85 62 A5 40 85 6F
3220:63 AD 40 03 C9 02 D0 07 D8
3228:68 9D 49 36 4C 9B 30 A5 8B
3230:41 4A 90 08 A5 62 D0 02 B4
3238:C6 63 C6 62 68 A9 00 85 47
3240:64 AB 62 20 5B 32 06 36
3248:64 06 64 06 64 06 64 C8 1A
3250:B1 62 20 5B 32 8D 3D 03 25
3258:4C 29 32 18 69 09 C9 39 31
3260:90 03 38 E9 39 18 65 64 CC
3268:85 64 60 C9 41 90 09 C9 79
3270:47 B0 05 38 E9 40 D0 96 51
3278:4C 32 30 A9 00 85 41 85 4E
3280:42 A9 01 8D 40 03 A9 1F E9
3288:8D 5C 03 A9 02 A2 17 A0 2F
3290:36 20 BD FF A9 01 A2 08 6E
3298:A0 0F 20 BA FF 20 C0 FF C2
32A0:20 B1 32 A9 12 8D 67 03 FA
32A8:A9 00 8D 68 03 20 64 33 ED
32B0:60 A9 02 20 C3 FF A9 01 64
32B8:A2 16 A0 36 20 BD FF A9 0D
32C0:02 A2 08 AB 20 BA FF 4C 92
32C8:C0 FF A2 02 20 C9 FF A0 CA
32D0:01 B9 49 36 20 D2 FF C8 C5
32D8:D0 F7 AD 49 36 20 D2 FF C5
32E0:20 C0 FF AE 67 03 AC 68 7C
32E8:03 A9 32 20 23 33 20 9B 43
32F0:34 A2 01 20 C9 FF A9 17 F2
32F8:A0 36 20 52 03 20 CC FF 96
3300:20 B1 32 60 AE 67 03 AC F4
3308:68 03 A9 31 20 23 33 A2 42
3310:02 20 C6 FF A0 00 20 CF 6D
3318:FF 99 49 36 C8 D0 F7 20 0B
3320:CC FF 60 8D 0A 36 20 38 73
3328:33 A2 01 20 C9 FF A9 09 9D
3330:A0 36 20 52 03 4C CC FF 80
3338:A9 00 85 62 20 BB 33 8A 2B
3340:48 98 20 66 33 A5 64 09 5D
3348:30 8D 13 36 A5 65 09 30 F4

```



```

3350:8D 14 36 68 20 66 33 A5 76
3358:64 09 30 8D 10 36 A5 65 1C
3360:0F 30 8D 11 36 60 48 A9 87
3368:FF 85 64 85 65 68 E6 64 14
3370:38 E9 0A B0 F9 18 69 0A C6
3378:E6 65 38 E9 01 B0 F9 60 70
3380:85 FC 84 FD A0 00 B1 FC BE
3388:AA C8 B1 FC A8 18 20 F0 53
3390:FF A5 FC 18 69 02 48 A5 0B
3398:FD 69 00 A8 68 4C 52 03 FE
33A0:A5 41 4A 85 62 A5 42 0A 04
33A8:0A 0A 0A 18 65 62 AA 8D F0
33B0:69 03 60 A0 00 AD 3E 03 D8
33B8:91 3F 60 E0 00 F0 28 E0 C6
33C0:12 B0 06 C0 15 B0 20 90 65
33C8:1C E0 19 B0 06 C0 13 B0 AD
33D0:16 90 12 E0 1F B0 06 C0 3F
33D8:12 B0 0C 90 08 E0 24 B0 BB
33E0:06 C0 11 B0 02 18 60 A5 7E
33E8:62 D0 1F A9 1D A0 36 20 2B
33F0:80 33 20 23 34 20 0C 34 09
33F8:AD 5D 03 8D 67 03 AD 5E C7
3400:03 8D 68 03 68 68 68 68 A8
3408:68 68 38 60 A5 03 18 69 9E
3410:48 85 62 A5 04 69 03 85 F5
3418:63 A0 A0 A9 20 91 62 88 9D
3420:D0 FB 60 20 58 35 A9 39 22
3428:A0 36 20 80 33 20 E4 FF 5E
3430:F0 FB 60 A9 93 20 D2 FF 79
3438:A9 03 A2 08 A0 00 20 BA 0B
3440:FF A9 02 A2 1A A0 36 20 5D
3448:BD FF 20 C0 FF 20 9B 34 85
3450:B0 3B A2 03 20 C6 FF 20 A0
3458:CF FF 20 CF FF A9 0D 20 8A
3460:D2 FF 20 CF FF 85 62 20 2E
3468:CF FF 05 62 F0 1F 20 CF 93
3470:FF AA 20 CF FF 20 CD BD 5E
3478:A9 20 20 D2 FF 20 CF FF 0F
3480:F0 DB AE 8D 02 D0 FB 20 72
3488:D2 FF 4C 7D 34 20 CC FF 77
3490:A9 03 20 C3 FF 20 23 C4 C9
3498:4C E6 2E A2 01 20 C6 FF E6
34A0:20 CF FF C9 32 90 20 48 06
34A8:A9 90 20 D2 FF A2 16 A0 92
34B0:08 18 20 F0 FF 68 20 D2 EA
34B8:FF 20 CF FF 48 20 D2 FF 8B
34C0:68 C9 0D D0 F4 F0 0C 20 22
34C8:CF FF C9 0D D0 F9 20 CC 9E
34D0:FF 18 60 20 CF FF 20 23 17
34D8:34 20 0C 34 38 60 18 20 BB
34E0:F0 FF A0 00 20 58 35 A9 4C
34E8:A4 20 D2 FF A9 9D 20 D2 DC
34F0:FF 84 64 20 E4 FF A4 64 DD
34F8:C9 0D F0 30 C9 14 D0 11 FB
3500:C0 00 F0 0D 88 20 4E 35 50
3508:20 53 35 20 53 35 4C E7 EF
3510:34 C9 30 90 DC C9 3A 90 29
3518:08 C9 41 90 D4 C9 47 B0 37
3520:D0 20 D2 FF 99 62 00 C8 74
3528:C0 02 D0 BB A5 62 20 44 84
3530:35 C0 01 F0 0E 0A 0A 0A 4B
3538:0A 85 62 A5 63 20 44 35 09
3540:18 65 62 60 38 E9 30 C9 F5
3548:0A 90 02 E9 07 60 A9 20 E7
3550:4C D2 FF A9 9D 4C D2 FF F3
3558:A2 06 AD 32 03 C9 ED F0 7A
3560:04 8E 3B 05 60 8E 86 02 74
3568:60 00 00 13 20 20 20 16
3570:20 1C 12 54 52 41 43 4B E2
3578:1D 1D 1D 1D 1D 53 45 77
3580:43 54 4F 52 1D 1D 1D 65
3588:1D 1D 42 59 54 45 00 05 63
3590:00 90 30 30 11 9D 90 31 93
3598:30 11 9D 9D 32 30 11 9D FE
35A0:9D 33 30 11 9D 9D 34 30 B9
35A8:11 9D 9D 35 30 11 9D 9D A8
35B0:36 30 11 9D 9D 37 30 11 79
35B8:9D 9D 38 30 11 9D 9D 39 D6
35C0:30 11 9D 9D 41 30 11 9D 9F
35C8:9D 42 30 11 9D 9D 43 30 C3
35D0:11 9D 9D 44 30 11 9D 9D C1
35D8:45 30 11 9D 9D 46 30 04 58
35E0:00 20 20 20 30 20 31 20 DD

```

```

35E8:32 20 33 20 20 34 20 35 24
35F0:20 36 20 37 20 20 38 20 82
35F8:39 20 41 20 42 20 20 43 48
3600:20 44 20 45 20 46 20 92 D2
3608:00 55 31 20 32 20 30 20 84
3610:30 30 20 30 30 00 23 49 B8
3618:30 00 24 30 00 16 0A 1C AC
3620:92 49 4C 4C 45 47 41 4C 8C
3628:20 54 52 41 43 4B 20 4F EE
3630:52 20 53 45 43 54 4F 52 E8
3638:00 18 0F 12 48 49 54 20 DD
3640:41 4E 59 20 4B 45 59 92 C2
3648:00 00 00 00 00 00 00 00 B4

```

All Commodore 64 programs in this issue work with the Commodore 128 in 64 mode.

## Kicker

See instructions in article on page 42 before typing in.

### BEFORE TYPING . . .

Before typing in programs, please refer to "How To Type In COMPUTE!'s GAZETTE Programs," which appears before the Program Listings.

```

0801:0B 08 0A 00 9E 32 30 36 2E
0809:31 00 00 00 A9 00 8D 20 3A
0811:D0 8D 21 D0 A9 43 A0 0D C6
0819:20 1E AB A9 FB A0 0D 20 6D
0821:1E AB A5 C5 C9 0D F0 0E AE
0829:C9 24 F0 07 C9 15 D0 F2 EC
0831:A9 7F 2C A9 3F 2C A9 1F 33
0839:85 A9 A9 93 20 D2 FF A9 DA
0841:B0 85 A5 85 A6 A0 00 98 68
0849:A2 A0 A9 00 99 00 D8 99 20
0851:FA D8 99 F4 D9 99 EE DA 85
0859:A9 A0 99 00 04 99 FA 04 1A
0861:99 F4 05 99 EE 06 88 D0 27
0869:E1 A9 0F 8D 21 D0 20 0F 2B
0871:0C A9 8A A0 0C 20 1E AB 16
0879:20 0F 0C A9 A6 A0 0C 20 69
0881:1E AB A9 14 85 02 20 0F 85
0889:0C A9 C5 A0 0C 20 1E AB 95
0891:C6 02 D0 F2 20 0F 0C A9 CD
0899:A6 A0 0C 20 1E AB A2 CE 5C
08A1:8E 7A 07 CA 8E 8E 07 20 02
08A9:0F 0C A9 8A A0 0C 20 1E B5
08B1:AB A0 05 84 02 A9 03 99 FE
08B9:29 0E BE 84 0C A0 0F 18 1B
08C1:20 F0 FF A9 E4 A0 0C 20 9A
08C9:1E AB C6 02 A4 02 10 E5 FF
08D1:A9 10 A0 0D 20 1E AB A2 13
08D9:00 A0 20 18 20 F0 FF A9 06
08E1:0F A0 0D 20 1E AB A9 B1 E9
08E9:8D 08 04 A2 18 A9 00 9D 72
08F1:00 D4 CA 10 FA A9 50 8D 3E
08F9:01 D4 8D 08 D4 A9 01 8D CE
0901:05 D4 A9 0F 8D 18 D4 A9 11
0909:09 8D 0C D4 AD 1E D0 A0 F9
0911:00 98 8D 26 D0 99 40 03 CD
0919:C8 10 FA A0 13 B9 36 0C F4
0921:99 40 03 88 10 F7 A2 0D AB
0929:8E FF 07 E8 8E FC 07 8E F6
0931:FD 07 8E FE 07 E8 8E F9 B8
0939:07 8E FA 07 8E FB 07 A9 5E
0941:0F 8E 25 D0 A2 02 8E 28 52
0949:D0 8E 29 D0 8E 2A D0 A9 02
0951:06 8D 2B D0 8D 2C D0 8D 88
0959:2D D0 A9 FE 8D 1C D0 A9 83
0961:7E 8D 17 D0 A9 07 8D 2E B8
0969:D0 A0 19 B9 4A 0C 99 83 04
0971:03 B9 64 0C 99 C0 03 88 1F

```

```

0979:10 F1 A9 80 8D 15 D0 A9 59
0981:8F 85 FC A9 B7 85 04 A9 7C
0989:00 85 9B 85 02 A5 FB 18 7F
0991:65 02 85 FB B0 03 4C 62 D3
0999:0A A4 FC A5 FD F0 6D C0 23
09A1:DE F0 07 E6 FC F0 03 4C AC
09A9:62 0A 20 22 0C A5 04 C9 5E
09B1:AD 90 4C C9 C2 B0 48 E6 35
09B9:A5 A5 A5 8D 2D 04 A9 00 62
09C1:8D 15 D0 A9 08 85 9D A9 CF
09C9:06 8D AC DB 20 2C 0C 20 7F
09D1:17 0C A9 0C 8D AC DB 20 5F
09D9:2C 0C 20 17 0C C6 9D D0 02
09E1:E6 A5 A5 C9 B9 D0 93 A2 FC
09E9:0B A0 0F 18 20 F0 FF A9 7B
09F1:1F A0 0D 20 1E AB A5 C5 10
09F9:C9 40 F0 FA 4C 0D 08 A5 1B
0A01:FD 49 01 85 FD A5 02 4A B3
0A09:09 01 85 02 C0 40 F0 04 9F
0A11:C6 FC D0 4D 20 22 0C A5 FD
0A19:04 C9 AD 90 32 C9 C2 B0 4F
0A21:2E E6 A6 A5 A6 8D 4C 04 3D
0A29:A9 00 8D 15 D0 A9 08 85 07
0A31:9D A9 02 8D 14 D8 20 2C 08
0A39:0C 20 17 0C A9 0C 8D 14 AB
0A41:D8 20 2C 0C 20 17 0C C6 4C
0A49:9D D0 E6 A5 A6 D0 94 A5 DE
0A51:FD 49 01 85 FD A5 02 4A 04
0A59:09 01 85 02 30 03 4C A4 CD
0A61:09 A5 03 18 65 9B 85 03 EC
0A69:90 38 A4 04 A5 05 F0 18 E3
0A71:C0 FF F0 A4 E6 04 D0 2A 57
0A79:20 22 0C 05 05 49 01 85 D6
0A81:05 A5 9B 4A 09 01 85 9B 8C
0A89:C0 6E F0 04 C6 04 D0 12 F1
0A91:20 22 0C A5 05 49 01 85 EE
0A99:05 A5 9B 4A 09 01 85 9B A4
0AAL:10 D2 AD 1E D0 F0 29 A2 49
0AA9:00 A4 A8 C9 8F 90 03 E8 46
0AB1:A4 A7 C0 00 80 1A A5 A9 FE
0AB9:85 02 AD 04 DC 25 A9 85 5B
0ACL:9B 86 FD AD 04 DC 29 01 C6
0AC9:85 05 20 22 0C 4C FD 0A 9F
0AD1:A5 FC 8D 0F D0 A5 04 8D 4D
0AD9:0E D0 A5 02 C9 02 90 0B 80
0AE1:A5 FE 38 E9 01 85 FE 00 FA
0AE9:02 C6 02 A5 9B C9 02 90 E3
0AF1:0B A5 06 38 E9 01 85 06 9D
0AF9:B0 02 C6 9B 16 9C F0 03 07
0B01:4C BB 0B A9 C4 85 9C AD C5
0B09:00 DC A8 29 10 F0 0B A9 02
0B11:04 85 AB AD 15 D0 29 F1 AA
0B19:D0 0B A5 AB F0 02 C6 AB 5F
0B21:AD 15 D0 09 0E 20 C3 0B 81
0B29:E8 BD 7E 0C 8D 03 D0 8D 5B
0B31:05 D0 8D 07 D0 A5 9D 20 98
0B39:EB 0B 8D 02 D0 69 28 8D E3
0B41:04 D0 69 28 8D 06 D0 BD 21
0B49:84 0C AA E4 9E D0 04 C4 4D
0B51:9F F0 0F 86 9E 84 9F 18 1C
0B59:20 F0 FF A9 FF A0 0C 20 11
0B61:1E AB AD 01 DC A8 29 10 23
0B69:F0 0B A9 04 85 A7 AD 15 6B
0B71:D0 29 8F D0 0B A5 A7 F0 68
0B79:02 C6 A7 AD 15 D0 09 70 80
0B81:20 C3 0B BD 7E 0C 8D 09 1E
0B89:D0 8D 0B D0 8D 0D 20 3C
0B91:EB 0B 8D 08 D0 69 28 8D 9C
0B99:0A D0 69 2A 8D 0C D0 BD 94
0BA1:84 0C 0F 86 A3 84 A4 18 29
0BA9:A4 F0 0F 86 A3 84 A4 18 29
0BB1:20 F0 FF A9 FF A0 0C 20 69
0BB9:1E AB A2 00 CA D0 FD 4C FF
0BC1:8E 09 8D 15 D0 98 29 01 A0
0BC9:F0 08 98 29 02 F0 06 A2 82
0BD1:02 2C A2 00 2C A2 04 98 D4
0BD9:29 04 F0 08 98 29 08 F0 8E
0BE1:06 A0 01 2C A0 00 2C A0 04
0BE9:02 60 98 18 7D 29 0E 80 92
0BF1:E9 01 30 05 C9 07 F0 04 E3
0BF9:2C A9 00 2C A9 06 9D 29 1D
0C01:0E 48 18 69 0B A8 68 0A A1
0C09:0A 0A 18 69 75 60 A9 F5 B8
0C11:A0 0C 20 1E AB 60 A2 80 07
0C19:A0 00 88 D0 FD CA D0 FA 57

```



```

0C21:60 A2 80 8E 04 D4 E8 8E DE
0C29:04 D4 60 A2 10 8E 0B D4 54
0C31:E8 8E 0B D4 60 2A 00 00 BB
0C39:9A 80 00 9A B0 00 AA B0 F3
0C41:00 AA B0 00 2A F0 00 0F 3E
0C49:C0 05 40 00 05 40 00 AA DE
0C51:A8 00 AA A8 00 0A 80 00 C6
0C59:0F C0 00 0F C0 00 05 40 6A
0C61:00 05 40 05 40 00 05 40 5F
0C69:00 0F C0 00 0F C0 00 0A E2
0C71:80 00 AA A8 00 AA A8 00 A5
0C79:05 40 00 05 40 4C 64 7C EC
0C81:94 AC C4 04 07 0A 0D 10 72
0C89:13 12 98 20 20 20 20 20 A6
0C91:20 20 20 20 20 20 20 20 A9
0C99:20 20 20 20 20 20 20 20 B1
0CA1:20 20 8E 0D 00 12 98 20 0E
0CA9:97 CD 20 20 20 20 20 20 E8
0CB1:20 20 90 20 20 20 97 20 C6
0CB9:20 20 20 20 20 20 20 CE 80
0CC1:98 20 0D 00 12 98 20 97 9A
0CC9:20 1E 20 20 20 20 20 20 61
0CD1:20 20 20 20 20 20 20 20 E9
0CD9:20 20 20 20 20 97 20 98 48
0CE1:20 0D 00 12 1E D1 1D 1D FD
0CE9:1D 1D D1 1D 1D 1D 1D 1D 4D
0CF1:13 1D 1F 00 1D 1D 1D 1D 73
0CF9:1D 1D 1D 1D 1D 00 12 1E 88
0D01:20 D1 20 1D 1D 20 D1 20 A2
0D09:1D 1D 20 D1 20 00 1C 50 A3
0D11:4C 41 59 45 52 20 32 11 A9
0D19:9D 9D 9D 9D 30 00 97 20 C7
0D21:47 41 4D 45 20 4F 56 45 5D
0D29:52 20 11 9D 9D 9D 9D AC
0D31:9D 9D 9D 9D 9D 9D 20 48 FA
0D39:49 54 20 41 20 4B 45 59 37
0D41:20 00 93 11 11 11 11 11 EE
0D49:1D 1D 1D 1D 1D 1D 1C 62
0D51:12 A1 92 A1 12 BE 92 BE B8
0D59:20 12 BB AC 92 20 AC 12 CA
0D61:AC BB 92 BB 12 A1 92 A1 AC
0D69:12 BE 92 BE 12 A1 AC A2 8D
0D71:92 BE 12 A1 AC BB 92 BB 16
0D79:0D 20 20 20 20 20 20 0A
0D81:05 12 A1 20 92 BE 20 20 C8
0D89:12 A1 92 A1 20 12 A1 92 A0
0D91:A1 20 20 12 A1 20 92 BE 1B
0D99:20 12 A1 BC 92 BB 20 12 1E
0DA1:A1 BC BE 92 BE 0D 20 20 47
0DA9:20 20 20 20 20 9A 12 A1 13
0DB1:AC BC 92 20 20 12 A1 92 C4
0DB9:A1 20 12 A1 92 A1 AC BB 39
0DC1:12 A1 AC BC 92 20 12 A1 89
0DC9:92 A1 20 20 12 A1 AC BC C8
0DD1:0D 20 20 20 20 20 20 62
0DD9:BC BE BC BE 20 12 A2 A2 B6
0DE1:92 20 20 12 A2 A2 92 20 57
0DE9:BC BE BC BE BC 12 A2 A2 AB
0DF1:92 BE BC BE BC BE 0E 08 8D
0DF9:0D 00 11 11 11 9E 20 31
0E01:20 20 C5 4E 54 45 52 20 4F
0E09:53 50 45 45 44 3A 20 12 3D
0E11:53 92 4C 4F 57 2C 20 12 B7
0E19:4D 92 45 44 49 55 4D 2C D3
0E21:20 12 46 92 41 53 54 00 C3

```

```

CB 120 FORA=0T08:READD(A):NEXT
:DATA 0,1,5,0,7,8,6,0,3
,2,4,0,-40,-39,1,41,40,
39,-1
JA 130 DIML(200):DATA -41:PRIN
TSPC(3)"PLEASE WAIT WHI
LE LOADING WORDS"
MD 140 S=54272:FORA=STOS+23:PO
KEA,0:NEXT:POKEA,15:POK
ES+5,28:POKE53280,6
KG 150 SC=1274:CD=54272:PT=563
20:BC=53281:W=15:BL=6:S
B=53265:CS=15
PB 160 Z=646:A1=15:A2=14:A3=1:
A4=7:A5=6:A6=1
EK 170 GOSUB1160:GOSUB1120
SD 180 GOSUB1090
KE 190 GW=0:FORA=0T019:FORB=0T
O14:AR(A,B)=0:NEXTB,A:F
ORA=0TONW:L(A)=0:NEXT:P
S=SC
ME 200 LL=7:POKEBC,W:POKEZ,A5:
PRINT"{CLR}{3 DOWN}
{5 SPACES}USE JOYSTICK
{SPACE}TO CHOOSE A LEVE
L"
CS 210 POKEZ,A6:PRINTSPC(10)"
{2 DOWN}{5 SPACES}{RVS}
1";:POKEZ,A5:PRINT"
{2 SPACES}2{2 SPACES}3"
:MS=SC+5
HQ 220 PRINT"{4 DOWN}
{3 SPACES}{RVS}1{OFF}
{2 SPACES}ALL WORDS SPE
LLED FORWARDS
{14 SPACES}NO DIAGONALS
"
SM 230 PRINT"{3 SPACES}
{2 DOWN}{RVS}2{OFF}
{2 SPACES}FORWARD & REV
ERSED SPELLINGS
{12 SPACES}NO DIAGONALS
"
CM 240 PRINT"{3 SPACES}
{2 DOWN}{RVS}3{OFF}
{2 SPACES}FORWARD & REV
ERSED SPELLINGS
{12 SPACES}DIAGONALS IN
CLUDED"
PG 250 GOSUB410:IFJ=0THEN250
RS 260 POKEMS+CD,A5:MS=MS-3*(J
=3)*-(MS<SC+11)+3*(J=7)
*-(MS>SC+5):POKEMS+CD,A
6
QS 270 IFJ<128THEN250
QJ 280 PRINT"{CLR}{BLK}
{8 DOWN}"SPC(14)"PLEASE
WAIT":FORTD=1T01000:NE
XT
RM 290 LV=(MS-(SC+5))/3+1:POKE
SB,PEEK(SB)AND239:POKEB
C,BL:GOSUB970
XK 300 GOSUB850:QF=1:T=1:GOSUB
480:POKESB,PEEK(SB)OR16
:TI$="000000":GOTO390
BS 310 REM JOYSTICK ROUTINE
EP 320 IFRND(1)<.003THENGOSUB6
70
FP 330 IFRND(1)<.009THENGOSUB5
40
BA 340 GOSUB410:IFJ=0THEN320
AM 350 IFJ>127THENGOSUB430:GOT
O320
RR 360 POKEPS,PEEK(PS)AND127:T
P=PS
QE 370 IF(PEEK(PS+CD)ANDCS)=A3
THENPOKEPS+CD,A2
CP 380 PS=PS+(JAND15):IFPEEK(
PS)<1ORPEEK(PS)>26THENP
S=TP
MG 390 POKEPS,PEEK(PS)OR128:IF
(PEEK(PS+CD)ANDCS)<>A4T
HENPOKEPS+CD,A3

```

```

JP 400 GOTO320
EC 410 J=Q(15-(PEEK(PT)AND15))
-128*((PEEK(PT)AND16)=0
):RETURN
BH 420 REM PRESS FIREBUTTON
EH 430 IF(PEEK(PS+CD)ANDCS)=A4
THENRETURN
QX 440 Y=INT((PS-SC)/40):X=PS-
SC-Y*40
KJ 450 IFAR(X,Y)=0THENPRINTP$"
TRY ANOTHER":GOSUB540:R
ETURN
QG 460 PRINTP$"GOOD ANSWER"
BP 470 POKEPS+CD,A4:T=AR(X,Y)-
1:L(T)=L(T)+1
GD 480 POKES+4,16:POKES+4,17:P
OKES+1,10+10*L(T)
FP 490 FORA=SC+554TO(SC+554)-4
0*LLSTEP-40:POKEA+40,93
:POKEA+71,93
KM 500 POKEA,160:POKEA+31,160:
FORTD=1T020:NEXT:NEXT:I
FQF=1THENQF=0:RETURN
GF 510 GOSUB590:LL=LL-(LL<15):
AR(X,Y)=0:IFL(T)=LN(T)T
HENGOSUB610
EG 520 RETURN
JH 530 REM ENERGY DRAIN
CJ 540 POKES+4,32:POKES+4,33:P
OKES+1,30:FORTD=1T0200:
NEXT:POKES+1,15
SD 550 FORA=SC-6TO(SC-6)+40*(1
5-LL)STEP40:POKEA-40,93
:POKEA-9,93:POKEA,160
AP 560 POKEA+31,160:FORTD=1T02
0:NEXT:NEXT:GOSUB590:LL
=LL-1:IFLL=-1THEN700
JM 570 RETURN
RJ 580 REM CLEAR MESSAGE
XQ 590 PRINTP$"{19 SPACES}":RE
TURN
GA 600 REM GOT A WORD
AK 610 GW=GW+1:IFGW=10THEN770
JK 620 FORTD=1T0300:NEXT:PRINT
P$"WELL DONE!"
AB 630 POKES+4,32
SD 640 POKES+4,35:FORA=6T020:P
OKES+1,A:FORTD=30T040:P
OKES+15,TD:NEXT:NEXT
RK 650 GOSUB590:RETURN
GJ 660 REM GIVE A CLUE
SX 670 A=RND(1)*10:IFL(A)=0THE
NPRINTP$"CLUE:"W$(A+M):
FORT=1T0800:NEXT
BS 680 GOSUB590:RETURN
SC 690 REM END OF GAME
KQ 700 PRINT"{HOME}{4 DOWN}
{BLK}":FORA=0T014:PRINT
:PRINTSPC(10);:FORB=0T0
19
RB 710 IFAR(B,A)<>0THENPRINTAR
$(B,A);:GOTO730
JQ 720 PRINT"{RIGHT}";
HG 730 NEXT:NEXT:PRINT:POKEZ,A
4:PRINT "{2 DOWN}
{6 SPACES}PRESS FIREBUT
TON TO CONTINUE"
RX 740 GOSUB410:IFJ<128THEN740
XJ 750 GOSUB410:IFJ>127THEN750
JS 760 POKEZ,A5:PRINT"{CLR}
{4 DOWN}{6 SPACES}SORRY
, YOU DIDN'T MAKE IT
{4 DOWN}":GOTO700
GE 770 POKEZ,A5:PRINT"{CLR}
{4 DOWN}{6 SPACES}CONGR
ATULATIONS!{2 SPACES}YO
U WON"
QD 780 PRINT"{3 DOWN}
{9 SPACES}YOUR TIME WAS
" MID$(TI$,3,2)": "RIGHT
$(TI$,2)
XR 790 FORI=1T01000:NEXT:POKEB

```

All Commodore 64 programs in this issue work with the Commodore 128 in 64 mode.

## Lexitron

Article on page 44.

```

HB 100 PRINT"{CLR}{3 DOWN}"SPC
(11)"L E X I T R O N
{3 DOWN}":DIMAR$(20,15)
,AR(20,15),LN(200)
FQ 110 P$="HOME"{23 DOWN}
{15 SPACES}":FORA=0T010
:READQ(A):NEXT

```



```

C,W:PRINT"{5 DOWN}
{4 SPACES}PRESS FIREBUT
TON TO PLAY AGAIN"
PA 800 PRINT"{2 DOWN}
{10 SPACES}PRESS DOWN T
O QUIT"
RG 810 GOSUB410:IFJ>127THENPRI
NTSPC(13){2 DOWN}{RVS}
PLEASE WAIT":GOSUB1170:
GOTO180
QE 820 IFJTHENPRINT"{CLR}":END
RK 830 GOTO810
MR 840 REM PRINT ARRAY
KG 850 PRINT"{CLR}{4 SPACES}
{CYN}{RVS}{K}{OFF}{K}
{2 SPACES}{RVS}{K}{D}
{I}{OFF}{V}{RVS}{K}
{OFF}{K}{RVS}{K}{OFF}
{K}{RVS}{F}{D}{OFF}
{C}{RVS}{F}{D}{OFF}{V}
{RVS}{K}{D}{F}{OFF}{F}
{D}{RVS}{D}{F}{OFF}{F}
{RVS}{K}{C}{K}{OFF}{K}"
SPC(8);
CP 860 PRINT"{RVS}{K}{OFF}{K}
{2 SPACES}{RVS}{K}{C}
{OFF}{F}{2 SPACES}{RVS}
{F}{D}{OFF}{2 SPACES}
{RVS}{K}{OFF}{K}
{2 SPACES}{RVS}{K}{OFF}
{K}{RVS}{K}{C}{V}{OFF}
{V}{RVS}{K}{OFF}{K}
{RVS}{K}{OFF}{K}{RVS}
{K}{2 SPACES}{OFF}{K}"S
PC(8)"{7}{RVS}{K}{OFF}
{K}";
FG 870 PRINT"{2 SPACES}{RVS}
{K}{OFF}{K}{2 SPACES}
{D}{RVS}{D}{F}{OFF}{F}
{SPACE}{RVS}{K}{OFF}{K}
{2 SPACES}{RVS}{K}{OFF}
{K}{RVS}{K}{D}{C}{OFF}
{RVS}{K}{OFF}{K}{RVS}
{K}{OFF}{K}{RVS}{K}
{OFF}{K}{RVS}{F}{OFF}
{K}"SPC(8){C}{RVS}
{2 I}{OFF}{V}{C}";
AG 880 PRINT"{RVS}{2 I}{OFF}
{V}{C}{V}{C}{V}{RVS}
{2 I}{OFF}{2 SPACES}{C}
{V}{C}{V}{C}{V}{RVS}
{2 I}{OFF}{C}{V}{C}{V}
{DOWN}"
MX 890 POKEZ,A1:PRINTSPC(4)"B
{4 SPACES}{RVS}{A}*****
*****{S}{OFF}
{4 SPACES}B"
PJ 900 PRINTSPC(4)"B{4 SPACES}
{RVS}B{OFF}";:FORA=0TO1
4:FORB=0TO19
FH 910 POKEZ,A2:IFAR$(B,A)="
THENPRINTCHR$(65+RND(1)
*26);:GOTO930
PC 920 PRINTAR$(B,A);
KG 930 NEXT:POKEZ,A1:PRINT"
{RVS}B{OFF}{4 SPACES}B"
:PRINTSPC(4);"B
{4 SPACES}{RVS}B{OFF}";
:NEXT
HB 940 PRINT:PRINTSPC(4)"{UP}B
{4 SPACES}{RVS}{2}*****
*****{X}{OFF}
{4 SPACES}B"
CD 950 RETURN
KK 960 REM PUT WORDS IN THE AR
RAY
MB 970 B=INT(RND(1)*(NW-10))
GH 980 M=B:FORA=0TO9:W$=W$(B+A
)
HR 990 DR=RND(1)*21LV:DY=DY(DR
):DX=DX(DR):L=LEN(W$)
FF 1000 SX=INT(RND(1)*19+1):SY
=INT(RND(1)*14+1):RX=S

```

```

X:RY=SY
GD 1010 NX=SX+(L-1)*DX:NY=SY+(
L-1)*DY:IFNX<0ORNY<0OR
NX>19ORNY>14THEN990
KB 1020 FL=0:FORL=1TOLEN(W$):I
FAR$(SX,SY)<>"THENFL
=1:L=LEN(W$)
XJ 1030 SX=SX+DX:SY=SY+DY
SQ 1040 NEXT:IFFLTHENA=A-1:NEX
T
MX 1050 FORL=1TOLEN(W$):AR$(RX
,RY)=MID$(W$,L,1)
JD 1060 AR(RX,RY)=A+1:RX=RX+DX
:RY=RY+DY:NEXT:LN(A)=L
EN(W$):NEXT
MC 1070 RETURN
CH 1080 REM SHUFFLE WORDS
HE 1090 FORA=1TONW/2:B=RND(1)*
NW:C=RND(1)*NW:T$=W$(B
):W$(B)=W$(C):W$(C)=T$
JX 1100 NEXT:RETURN
HH 1110 REM READ IN WORDS
DM 1120 DIMW$(200):NW=-1
MA 1130 NW=NW+1:READW$:FORA=1T
OLEN(W$):W$(NW)=W$(NW)
+CHR$(ASC(MID$(W$,A,1)
))-1)
FP 1140 NEXT:IFW$(NW)<>"END"TH
EN1130
SK 1150 RETURN
BJ 1160 FORA=0TO7:READDX(A),DY
(A):NEXT
BF 1170 FORA=0TO19:FORB=0TO14:
AR$(A,B)="":NEXTB,A
FM 1180 RETURN
AX 1190 DATA 0,1,1,0,0,-1,-1,0
,-1,1,1,1,-1,-1,-1
CX 1200 DATA DBOJWBM,DJSDVT,D
BOBEB,VOJUFE,UFMFQIPOF
,NPOLFZ,DPNQVUFS
RB 1210 DATA KPZTUJDL,NPOTUFS,
TUBQMFS,NBHJDBM,TIVGGM
F,FOE

```

```

70 FOR J=0 TO 166:READ BYT:POK
E ADR,BYT:ADR=ADR+1:CHK=CHK
+BYT:NEXT
80 IF CHK<>20570 THEN PRINT "*"
ERROR* CHECK TYPING IN DATA
STATEMENTS":END
90 FOR J=1 TO 5:READ RF,LF,HF:
RS=SA+RF:HB=INT(RS/256):LB=
RS-(256*HB)
100 CHK=CHK+RF+LF+HF:POKE SA+L
F,LB:POKE SA+HF,HB:NEXT
110 IF CHK<>22054 THEN PRINT "
*ERROR* RELOAD PROGRAM AND
CHECK FINAL LINE":END
120 POKE SA+149,PEEK(772):POKE
SA+150,PEEK(773)
130 IF VEC=17165 THEN POKE SA+
14,22:POKE SA+18,23:POKESA
+29,224:POKESA+139,224
140 PRINT CHR$(147);CHR$(17);"
PROOFREADER ACTIVE":SYS SA
150 POKE HI,PEEK(HI)+1:POKE (P
EEK(LO)+256*PEEK(HI))-1,0:
NEW
160 DATA 120,169,73,141,4,3,16
9,3,141,5,3
170 DATA 88,96,165,20,133,167,
165,21,133,168,169
180 DATA 0,141,0,255,162,31,18
1,199,157,227,3
190 DATA 202,16,248,169,19,32,
210,255,169,18,32
200 DATA 210,255,160,0,132,180
,132,176,136,230,180
210 DATA 200,185,0,2,240,46,20
1,34,208,8,72
220 DATA 165,176,73,255,133,17
6,104,72,201,32,208
230 DATA 7,165,176,208,3,104,2
08,226,104,166,180
240 DATA 24,165,167,121,0,2,13
3,167,165,168,105
250 DATA 0,133,168,202,208,239
,240,202,165,167,69
260 DATA 168,72,41,15,168,185,
211,3,32,210,255
270 DATA 104,74,74,74,168,1
85,211,3,32,210
280 DATA 255,162,31,189,227,3,
149,199,202,16,248
290 DATA 169,146,32,210,255,76
,86,137,65,66,67
300 DATA 68,69,70,71,72,74,75,
77,80,81,82,83,88
310 DATA 13,2,7,167,31,32,151,
116,117,151,128,129,167,13
6,137

```

All Commodore 64 programs in this issue work with the Commodore 128 in 64 mode.

## The New Automatic Proofreader

Article on page 108.

### BEFORE TYPING . . .

Before typing in programs, please refer to "How To Type In COMPUTE!'s GAZETTE Programs," which appears before the Program Listings.

```

10 VEC=PEEK(772)+256*PEEK(773)
:LO=43:HI=44
20 PRINT "AUTOMATIC PROOFREADER
FOR ";:IF VEC=42364 THEN
{SPACE}PRINT "C-64"
30 IF VEC=50556 THEN PRINT "VI
C-20"
40 IF VEC=35158 THEN WAIT CLR:
PRINT "PLUS/4 & 16"
50 IF VEC=17165 THEN LO=45:HI=
46:WAIT CLR:PRINT"128"
60 SA=(PEEK(LO)+256*PEEK(HI))+
6:ADR=SA

```

All Commodore 64 programs in this issue work with the Commodore 128 in 64 mode.

## Power BASIC: Blink Mode

Article on page 93.

### Program 1: Power BASIC: Blink Mode—64 Version

```

XA 100 FORI=49152TO49506:READA
:POKEI,A:X=X+A:NEXT
XG 110 IFX<>36438THENPRINT"ERR
OR IN DATA.":STOP
CG 120 P$="BLINKOBJ":FORJ=1TO
LEN(P$):POKE704+J,ASC(
MID$(P$,J,1)):NEXTJ
SP 130 PRINT"{DOWN}{RVS}D{OFF}
ISK OR {RVS}T{OFF}APE?"

```



```

[SPACE]";:DEVICE=8
JP 140 GETA$:IFA$="T"THENDEVIC
E=1:GOTO160
XG 150 IFA$<>"D"THEN140
QG 160 PRINTA$:POKE780,15:POKE
781,DEVICE:POKE782,255:
SYS65466
PE 170 POKE780,LEN(PN$):POKE78
1,193:POKE782,2:SYS6546
9
XP 180 BA=49152:HI=INT(BA/256)
:LO=BA-(HI*256):POKE251
,LO:POKE252,HI
QQ 190 EA=49507:HI=INT(EA/256)
:LO=EA-(HI*256)+1:POKE7
80,251:POKE781,LO:POKE7
82,HI
MK 200 PRINT"[DOWN]SAVING ML V
ERSION OF ";PN$:SYS6549
6
CS 210 DATA 32,170,177,120,42,
42,176,21,42,176,32
QD 220 DATA 42,176,42,42,176,8
7,42,176,54,42,176
MA 230 DATA 101,42,176,108,168
,144,121,74,74,141
GM 240 DATA 94,193,140,93,193,
238,97,193,56,176
QJ 250 DATA 105,169,234,141,21
,3,169,49,141,20,3
KF 260 DATA 56,176,92,169,192,
141,21,3,169,156,141
RX 270 DATA 20,3,169,26,141,90
,193,56,176,74,152
SP 280 DATA 41,15,170,152,41,2
40,74,74,74,74,157
MF 290 DATA 42,193,157,74,193,
170,152,41,15,157,26
DF 300 DATA 193,157,58,193,56,
176,44,152,41,15,170
MK 310 DATA 168,189,42,193,170
,152,153,74,193,138
GJ 320 DATA 157,58,193,56,176,
22,152,41,15,170,188
PS 330 DATA 42,193,56,176,16,1
60,15,152,153,74,193
GF 340 DATA 153,58,193,136,16,
246,230,254,160,1
QJ 350 DATA 169,0,88,108,5,0,1
73,97,193,208,10,206
JG 360 DATA 95,193,208,113,206
,96,193,16,108,48,3
FM 370 DATA 206,97,193,173,94,
193,141,96,193,173
PS 380 DATA 93,193,141,95,193,
169,0,133,251,169
KR 390 DATA 219,133,252,169,26
,77,90,193,141,90
HX 400 DATA 193,208,2,169,42,1
41,250,192,141,10
KP 410 DATA 193,173,90,193,208
,23,165,254,240,19
JQ 420 DATA 198,254,160,15,185
,58,193,153,26,193
CK 430 DATA 185,74,193,153,42,
193,136,16,241,160,0
FR 440 DATA 177,251,41,15,170,
189,26,193,145,251
RE 450 DATA 169,4,133,253,160,
232,177,251,41,15,170
BG 460 DATA 189,26,193,145,251
,136,208,243,198,252
MM 470 DATA 198,253,208,237,76
,49,234,0,1,2,3,4,5,6
AS 480 DATA 7,8,9,10,11,12,13,
14,15,0,1,2,3,4,5,6,7
JB 490 DATA 8,9,10,11,12,13,14
,15,0,1,2,3,4,5,6,7,8
CE 500 DATA 9,10,11,12,13,14,1
5,0,1,2,3,4,5,6,7,8,9
FM 510 DATA 10,11,12,13,14,15,
0,0,1,0,0,0,0,0,0

```

## Program 2: Power BASIC: Blink Mode—VIC Version

```

FP 100 PRINT"[CLR]PLEASE WAIT"
:FORI=7168TO7490:READA:
POKEI,A:X=X+A:NEXT
GG 110 IFX<>30062THENPRINT"
[BLK]ERROR IN DATA STAT
EMENTS":STOP
CG 120 PN$="BLINKOBJ":FORJ=1TO
LEN(PN$):POKE704+J,ASC(
MID$(PN$,J,1)):NEXTJ
SP 130 PRINT"[DOWN]{RVS}D{OFF}
ISK OR {RVS}T{OFF}APE?
{SPACE}";:DEVICE=8
JP 140 GETA$:IFA$="T"THENDEVIC
E=1:GOTO160
XG 150 IFA$<>"D"THEN140
QG 160 PRINTA$:POKE780,15:POKE
781,DEVICE:POKE782,255:
SYS65466
PE 170 POKE780,LEN(PN$):POKE78
1,193:POKE782,2:SYS6546
9
FA 180 BA=7168:HI=INT(BA/256):
LO=BA-(HI*256):POKE251,
LO:POKE252,HI
CE 190 EA=7491:HI=INT(EA/256):
LO=EA-(HI*256)+1:POKE78
0,251:POKE781,LO:POKE78
2,HI
FX 200 PRINT"[DOWN]SAVING ML V
ERSION OF {2 SPACES}";PN
$:SYS65496
XQ 210 DATA 32,170,209,120,42,
42,176,21,42
SA 220 DATA 176,32,42,176,42,4
2,176,87,42
FB 230 DATA 176,54,42,176,101,
42,176,108,168
SP 240 DATA 144,121,74,74,141,
62,29,140,61
XK 250 DATA 29,238,65,29,56,17
6,105,169,234
RQ 260 DATA 141,21,3,169,191,1
41,20,3,56
KF 270 DATA 176,92,169,28,141,
21,3,169,156
GQ 280 DATA 141,20,3,169,26,14
1,58,29,56
FG 290 DATA 176,74,152,41,15,1
70,152,41,240
DH 300 DATA 74,74,74,74,157,34
,29,157,50
KG 310 DATA 29,170,152,41,15,1
57,26,29,157
PB 320 DATA 42,29,56,176,44,15
2,41,15,170
PK 330 DATA 168,189,34,29,170,
152,153,50,29
KQ 340 DATA 138,157,42,29,56,1
76,22,152,41
PM 350 DATA 15,170,188,34,29,5
6,176,16,160
KQ 360 DATA 7,152,153,50,29,15
3,42,29,136
DR 370 DATA 16,246,230,254,160
,1,169,0,88
FX 380 DATA 108,5,0,173,65,29,
208,10,206
BB 390 DATA 63,29,208,113,206,
64,29,16,108
JQ 400 DATA 48,3,206,65,29,173
,62,29,141
CF 410 DATA 64,29,173,61,29,14
1,63,29,169
KH 420 DATA 0,133,251,169,151,
133,252,169,26
BK 430 DATA 77,58,29,141,58,29
,208,2,169
GB 440 DATA 34,141,250,28,141,
10,29,173,58

```

```

AJ 450 DATA 29,208,23,165,254,
240,19,198,254
GF 460 DATA 160,7,185,42,29,15
3,26,29,185
HP 470 DATA 50,29,153,34,29,13
6,16,241,160
QX 480 DATA 0,177,251,41,15,17
0,189,26,29
XC 490 DATA 145,251,169,2,133,
253,160,250,177
PC 500 DATA 251,41,15,170,189,
26,29,145,251
FG 510 DATA 136,208,243,198,25
2,198,253,208,237
ME 520 DATA 76,191,234,0,1,2,3
,4,5
FE 530 DATA 6,7,0,1,2,3,4,5,6
KX 540 DATA 7,0,1,2,3,4,5,6,7
RF 550 DATA 0,1,2,3,4,5,6,7,0
KD 560 DATA 0,1,0,0,0,0,0,0

```

## Program 3: Power BASIC: Blink Mode—Plus/4 and 16 Version

```

BH 100 PRINT"[CLR]PLEASE WAIT"
:FORI=15360TO15714:READ
A:POKEI,A:X=X+A:NEXT
JJ 110 IFX<>31259THENPRINT"ERR
OR IN DATA.":STOP
HM 120 PN$="BLINKOBJ":FORJ=1TO
LEN(PN$):POKE207+J,ASC(
MID$(PN$,J,1)):NEXTJ
SP 130 PRINT"[DOWN]{RVS}D{OFF}
ISK OR {RVS}T{OFF}APE?
{SPACE}";:DEVICE=8
JP 140 GETA$:IFA$="T"THENDEVIC
E=1:GOTO160
XG 150 IFA$<>"D"THEN140
QH 160 PRINTA$:POKE2034,15:POK
E2035,DEVICE:POKE2036,2
55:SYS65466
RB 170 POKE2034,LEN(PN$):POKE2
035,208:POKE2036,0:SYS6
5469
RH 180 BA=15360:HI=INT(BA/256)
:LO=BA-(HI*256):POKE252
,LO:POKE253,HI
EC 190 EA=15715:HI=INT(EA/256)
:LO=EA-(HI*256)+1:POKE2
034,252:POKE2035,LO:POK
E2036,HI
MK 200 PRINT"[DOWN]SAVING ML V
ERSION OF ";PN$:SYS6549
6
EJ 210 DATA 32,113,152,120,42,
42,176,21,42,176
XJ 220 DATA 32,42,176,42,42,17
6,87,42,176,54
DF 230 DATA 42,176,101,42,176,
108,168,144,121,74
GK 240 DATA 74,141,94,61,140,9
3,61,238,97,61
BE 250 DATA 56,176,105,169,206
,141,21,3,169,14
DM 260 DATA 141,20,3,56,176,92
,169,60,141,21
DX 270 DATA 3,169,156,141,20,3
,169,26,141,90
DA 280 DATA 61,56,176,74,152,4
1,15,170,152,41
RS 290 DATA 240,74,74,74,74,15
7,42,61,157,74
DC 300 DATA 61,170,152,41,15,1
57,26,61,157,58
XS 310 DATA 61,56,176,44,152,4
1,15,170,168,189
DP 320 DATA 42,61,170,152,153,
74,61,138,157,58
XB 330 DATA 61,56,176,22,152,4
1,15,170,188,42
FB 340 DATA 61,56,176,16,160,1
5,152,153,74,61

```



```

HA 350 DATA 153,58,61,136,16,2
      46,230,211,160,1
FM 360 DATA 169,0,88,108,244,2
      ,173,97,61,208
FF 370 DATA 10,206,95,61,208,1
      13,206,96,61,16
ME 380 DATA 108,48,3,206,97,61
      ,173,94,61,141
RR 390 DATA 96,61,173,93,61,14
      1,95,61,169,0
CG 400 DATA 133,208,169,11,133
      ,209,169,26,77,90
KM 410 DATA 61,141,90,61,208,2
      ,169,42,141,250
RR 420 DATA 60,141,10,61,173,9
      0,61,208,23,165
MH 430 DATA 211,240,19,198,211
      ,160,15,185,58,61
PK 440 DATA 153,26,61,185,74,6
      1,153,42,61,136
CR 450 DATA 16,241,160,0,177,2
      08,41,15,170,189
KG 460 DATA 26,61,145,208,169,
      4,133,210,160,232
RM 470 DATA 177,208,41,15,170,
      189,26,61,145,208
PM 480 DATA 136,208,243,198,20
      9,198,210,208,237,76
SF 490 DATA 14,206,0,1,2,3,4,5
      ,6,7
CR 500 DATA 8,9,10,11,12,13,14
      ,15,0,1
JP 510 DATA 2,3,4,5,6,7,8,9,10
      ,11
PM 520 DATA 12,13,14,15,0,1,2,
      3,4,5
BK 530 DATA 6,7,8,9,10,11,12,1
      3,14,15
QG 540 DATA 0,1,2,3,4,5,6,7,8,
      9
FP 550 DATA 10,11,12,13,14,15,
      0,0,1,0
KS 560 DATA 0,0,0,0,0

```

#### Program 4: Power BASIC: Blink Mode—Demo 1

```

BA 99 IFA=0THENA=1:LOAD"BLINKO
      BJ",8,1
EK 100 REM POKE56,28:POKE55,0:
      CLR FOR VIC, POKE56,60:
      POKE55,0:CLR FOR +4/16
CJ 110 V1=785:V2=786:CO=646:HI
      =192:REM FOR +4/16, V1=
      1281:V2=1282:CO=1339:HI
      =60
EC 120 REM FOR VIC V1=1:V2=2:C
      O=646:HI=28
JA 130 POKEV1,0:POKEV2,HI
FG 140 REM ** USR() IS AT $C00
      0, $3C00 ON THE +4/16,
      {SPACE}$1C00 FOR VIC **
KX 150 SD=16384: REM ** SET DE
      LAY FLAG
FF 160 DB=8192 : REM ** DISABL
      E BLINK
XG 170 EB=4096 : REM ** ENABLE
      BLINK
SM 180 SB=2048 : REM ** STOP C
      OLOR FROM BLINKING
RD 190 MB=1024 : REM ** MAKE C
      OLOR START BLINKING
EQ 200 VB=512{2 SPACES}: REM *
      * RETURN VALUE OF BLINK
      ING COLOR
RF 210 RC=256{2 SPACES}: REM *
      * RESET ALL COLORS-NO B
      LINKING
PJ 220 REM *** NOW WE DEMONSTR
      ATE BLINK
EC 230 RD$="-{BLK}**** RED ***
      *{BLU}_":GR$="-{BLK}***

```

```

      GREEN ***{BLU}_":PRINT
      "{CLR}"
PG 240 POKE 53281,0:POKE 53280
      ,0:REM MAKE BACKGROUND
      {SPACE}BLACK
CM 250 REM COLOR 0,1,7:COLOR 4
      ,1,7 FOR +4/16 IN LINE
      {SPACE}240
FG 260 REM POKE36879,8 FOR VIC
      IN LINE 240
PA 270 X=USR(EB):IF X=0 THEN53
      0: REM ** ENABLE BLINKM
      ODE
BB 280 C$=RD$
KF 290 GOSUB450
QF 300 X=USR(MB+(16*2)+0):REM
      {SPACE}** BLACK BLINKS
      {SPACE}TO RED
PD 310 X=USR(MB+(16*3)+1):REM
      {SPACE}* WHITE BLINKS T
      O CYAN
SR 320 X=USR(MB+(16*7)+4):REM
      {SPACE}** MAKE PURPLE B
      LINK TO YELLOW
HD 330 X=USR(SD+14): REM ** SE
      T BLINK SPEED
RD 340 PRINT:PRINT"{PUR}
      {3 SPACES}*** WARNING *
      ** "
RK 350 PRINT:PRINT"{WHT}HIT A
      {SPACE}KEY TO CHANGE"
XG 360 GOSUB530
FP 370 X=USR(SB+0):REM **
      {2 SPACES}STOP BLACK FR
      OM BLINKING TO RED
DG 380 X=USR(VB+0):IF X<>0 THE
      N380:REM ** WAIT UNTIL
      {SPACE}BLACK RESET
QR 390 X=USR(MB+(16*5)+0):REM
      {SPACE}** NOW BLINK BLA
      CK TO GREEN
HM 400 C$=GR$:GOSUB450
GP 410 GOSUB530
AQ 420 X=USR(SB+0):REM **
      {2 SPACES}STOP BLACK FR
      OM BLINKING TO GREEN
XC 430 X=USR(VB+0):IF X<>0 THE
      N430:REM ** WAIT UNTIL
      {SPACE}BLACK RESET
PB 440 GOT0280
CB 450 PRINT"{HOME}{WHT}ATTENT
      ION - ATTENTION":PRINT
HC 460 PRINT"{BLK}{3 SPACES}CO
      NDITION{2 SPACES}CODE "
KE 470 PRINT"{BLU}{3 SPACES}U*
      *****I "
RC 480 PRINT"{BLU}{3 SPACES}_
      {13 SPACES}_ "
RF 490 PRINT"{3 SPACES}"C$
AD 500 PRINT"{BLU}{3 SPACES}_
      {13 SPACES}_ "
DX 510 PRINT"{BLU}{3 SPACES}J*
      *****K "
EG 520 RETURN
SM 530 TX=10:TY=20
CJ 540 GET A$:TY=TY-1:IF TY<0
      {SPACE}THEN TY=20:X=USR
      (SD+TX):TX=TX-1:IF TX=0
      THEN TX=1
FG 550 CT$=" ":IF TX/2=INT(TX/
      2)THEN CT$="Q"
EQ 560 PRINT"{HOME}{16 DOWN}"
CG 570 X=USR(VB+0):REM ** NOW
      {SPACE}FIND THE COLOR B
      LACK IS BLINKING TO
AR 580 POKECO,X:REM ** CHANGE
      {SPACE}CURRENT CHARACTE
      R COLOR TO BLINKING COL
      OR
AR 590 PRINTTAB(TY);CT$;
KB 600 IF A$="" THEN540
QD 610 X=USR(SD+14):RETURN

```

#### Program 5: Power BASIC: Blink Mode—Demo 2

```

BA 99 IFA=0THENA=1:LOAD"BLINKO
      BJ",8,1
EK 100 REM POKE56,28:POKE55,0:
      CLR FOR VIC, POKE56,60:
      POKE55,0:CLR FOR +4/16
HF 110 NU=15:REM NU=7 FOR VIC
GP 120 V1=785:V2=786:CO=646:HI
      =192:REM FOR +4/16, V1=
      1281:V2=1282:CO=1339:HI
      =60
AF 130 REM FOR VIC V1=1:V2=2:C
      O=646:HI=28
QH 140 POKEV1,0:POKEV2,HI
DR 150 REM ** CHANGE THESE VAL
      UES TO CHANGE THE BLINK
      COLORS
AJ 160 DIMCT(NU)
JF 170 FORI=0TONU:CT(I)=NU-I:N
      EXT
PG 180 REM ** USR() IS AT $C00
      0 FOR 64, $3C00 FOR +4/
      16, $1C00 FOR VIC **
KQ 190 SD=16384: REM ** SET DE
      LAY FLAG
MD 200 DB=8192 : REM ** DISABL
      E BLINK
QE 210 EB=4096 : REM ** ENABLE
      BLINK
PE 220 SB=2048 : REM ** STOP C
      OLOR FROM BLINKING
PR 230 MB=1024 : REM ** MAKE C
      OLOR START BLINKING
EK 240 VB=512{2 SPACES}: REM *
      * RETURN VALUE OF BLINK
      ING COLOR
RA 250 RC=256{2 SPACES}: REM *
      * RESET ALL COLORS-NO B
      LINKING
PP 260 REM *** NOW WE DEMONSTR
      ATE BLINK
MF 270 X=USR(DB): REM ** MUST
      {SPACE}DISABLE BLINKMOD
      E FIRST
GB 280 PRINT"{CLR}"
DD 290 POKE53280,0:POKE53281,0
      :REM MAKE BACKGROUND BL
      ACK
SP 300 REM FOR +4/16 - COLOR 0
      ,1,7:COLOR 4,1,7 IN LIN
      E 290
CM 310 REM FOR VIC - POKE36879
      ,8 IN LINE 290
KB 320 FOR L=0 TO NU: REM ** S
      ET ALL THE COLORS
AB 330 CL=CT(L)
QE 340 X=USR(MB+(CL*16)+L): RE
      M ** SET THE COLOR TO B
      LINK TO
KA 350 POKECO,L:REM ** CHANGE
      {SPACE}CURRENT COLOR TO
      X
RM 360 PRINT"BLINKING FROM"L"
      T"O"CL
PX 370 NEXT L
JB 380 X=USR(SD+60): REM * SET
      BLINK FOR 1 SECOND
HM 390 PRINT:PRINT"HIT A KEY T
      O START"
BK 400 GETA$:IFA$="" THEN400
FB 410 X=USR(EB)
JX 420 END

```

All Commodore 64 programs in this issue work with the Commodore 128 in 64 mode.



All Commodore 64 programs in this issue work with the Commodore 128 in 64 mode.

# Snapshot

See instructions in article on page 76.

## BEFORE TYPING . . .

Before typing in programs, please refer to "How To Type In COMPUTE!'s GAZETTE Programs," which appears before the Program Listings.

### Program 1: Snapshot

```
C124:78 AD 15 03 C9 C1 F0 20 79
C12C:8D E8 C1 AD 14 03 8D E7 73
C134:C1 A9 64 8D 14 03 A9 C1 2A
C13C:8D 15 03 A0 00 8C 36 C7 9C
C144:AD 63 C1 D0 03 20 4E C1 B3
C14C:58 60 98 99 00 C0 C8 D0 26
C154:FA A9 FF 8D FE C0 A9 BF A6
C15C:8D FF C0 8D 63 C1 60 00 7A
C164:AD 36 C7 D0 07 AD 8E 02 60
C16C:C9 04 F0 03 4C E6 C1 A5 4B
C174:C5 CD 13 C1 F0 6C 8D 13 34
C17C:C1 C9 14 F0 1B C9 29 F0 28
C184:1D C9 0D F0 1F C9 2A F0 1F
C18C:21 C9 12 F0 23 C9 21 F0 D7
C194:25 C9 15 F0 27 4C E6 C1 C8
C19C:20 C6 C1 4C 0D C3 20 C6 5D
C1A4:C1 4C C0 C4 20 C6 C1 4C 6C
C1AC:F9 C7 20 C6 C1 4C 12 C8 BB
C1B4:20 C6 C1 4C DF C5 20 C6 14
C1BC:C1 4C F2 C6 20 C6 C1 4C EA
C1C4:67 C2 BA FE 01 01 D0 03 A4
C1CC:FE 02 01 E8 E8 8E 16 C1 6E
C1D4:A9 20 48 48 48 48 8D 36 77
C1DC:C7 85 CC 20 F1 C2 A9 36 65
C1E4:85 01 4C 31 EA 20 FF C2 A2
C1EC:A0 00 8C 36 C7 BA EC 16 CE
C1F4:C1 F0 04 68 4C F1 C1 AE F8
C1FC:37 C7 D0 06 68 A8 68 AA E9
C204:68 40 8C 37 C7 60 A2 00 D7
C20C:84 0B AD 37 C7 F0 04 AC 76
C214:14 C1 60 85 CC 86 D0 20 33
C21C:E4 FF A6 0D C9 0D F0 1A 38
C224:C9 14 D0 05 CA 10 0C 30 DC
C22C:EE 29 7F C9 20 90 E6 9D AE
C234:00 C1 E8 20 D7 C2 E4 0B E7
C23C:D0 DB A9 0D 20 D7 C2 8A 97
C244:D0 03 4C E9 C1 AB A9 20 3F
C24C:9D 00 C1 60 AD FE C0 85 4F
C254:04 85 08 AD FF C0 85 05 2C
C25C:85 09 A0 00 20 71 C4 20 6B
C264:71 C4 60 20 50 C2 20 C0 70
C26C:C2 85 02 8D 65 C3 86 03 18
C274:8E 69 C3 AD 86 02 85 0D 43
C27C:A2 02 CA E4 0D F0 FB 8E 2E
C284:86 02 AD A1 D0 29 0F CD AC
C28C:86 02 F0 EE 84 C0 20 E4 5F
C294:FF F0 FB C9 0D F0 06 20 CA
C29C:D7 C2 4C 92 C2 A0 00 85 8F
C2A4:CC 20 C0 C2 18 69 02 90 D7
C2AC:01 E8 8D 63 C4 8E 69 C4 CC
C2B4:98 20 D7 C2 A5 0D 8D 86 B8
C2BC:02 4C 3B C3 18 A5 D1 65 5A
C2C4:D3 08 20 71 C4 28 48 A5 4E
C2CC:D2 69 00 20 71 C4 AA 68 74
C2D4:60 85 01 A4 CF F0 0A A0 4D
C2DC:01 84 CD A4 A2 C4 A2 F0 66
C2E4:FC 20 D2 FF A0 02 84 CD 2F
C2EC:A0 00 84 CF 60 A0 00 89 8F
C2F4:00 00 99 7C C9 C8 C0 0F 77
C2FC:D0 F5 60 A0 00 B9 7C C9 28
C304:99 00 00 C8 C0 0F D0 F5 BE
```

```
C30C:60 20 50 C2 84 02 8C 65 AC
C314:C3 98 20 71 C4 AD 88 02 AE
C31C:85 03 20 71 C4 A2 EA 8E 57
C324:63 C4 CA CA 8A 20 71 C4 11
C32C:AD 88 02 18 69 03 8D 69 4A
C334:C4 20 71 C4 8C 69 C3 84 B6
C33C:0A 84 0C 8C 15 C1 20 95 B9
C344:C4 85 0B C9 00 F0 50 20 12
C34C:95 C4 85 0E A5 0B C5 0E 54
C354:F0 36 20 71 C4 A5 0E 85 5B
C35C:0B F0 3C 4C 4B C3 84 0A 6E
C364:A9 00 85 02 A9 00 29 03 34
C36C:09 D8 85 03 85 0C AD 69 B0
C374:C4 29 03 09 D8 8D 69 C4 2E
C37C:20 CD C5 A5 04 91 02 A5 B6
C384:05 C8 91 08 88 4C 42 C3 31
C38C:EE 15 C1 20 95 C4 C5 0B 61
C394:D0 26 EE 15 C1 F0 2B 20 85
C39C:95 C4 C5 0B F0 F4 85 0E FD
C3A4:A9 00 20 71 C4 A5 0B 20 0F
C3AC:71 C4 AD 15 C1 20 71 C4 5B
C3B4:A9 00 8D 15 C1 4C 59 C3 C9
C3BC:85 0E A5 0B 8D 15 C1 4C 80
C3C4:AB C3 CE 15 C1 4C A2 C3 86
C3CC:68 68 AD 15 C1 F0 08 85 11
C3D4:0E CE 15 C1 4C A4 C3 A5 F7
C3DC:0C D0 03 4C 62 C3 A9 20 59
C3E4:85 02 84 0A A9 D0 85 03 7F
C3EC:20 95 C4 20 71 C4 20 95 F8
C3F4:C4 20 71 C4 20 95 C4 20 62
C3FC:71 C4 A9 00 20 5F C7 A0 52
C404:03 20 0A C2 AC FD C0 C8 2C
C40C:C8 AD FE C0 99 00 C0 C8 68
C414:AD FF C0 99 00 C0 C8 8C 47
C41C:FD C0 A5 04 8D FE C0 A5 59
C424:05 8D FF C0 20 B3 C6 C0 BD
C42C:FF F0 03 20 08 C6 AC FD 07
C434:C0 88 88 88 88 C0 FB B0 C9
C43C:0F AD A0 C1 99 00 C0 AD D0
C444:01 C1 90 01 C0 4C B9 C1 CE
C44C:8C FD C0 A9 3A 20 5F C7 27
C454:4C E9 C1 91 02 A6 02 E8 67
C45C:86 02 D0 02 E6 03 E0 EA D3
C464:D0 0A A6 03 E0 07 90 04 26
C46C:A9 01 85 0A 60 91 04 A6 54
C474:04 D0 02 C6 05 CA 86 04 45
C47C:E4 37 D0 14 A6 05 E4 38 EC
C484:D0 0E E6 04 D0 02 E6 05 78
C48C:A9 2B 20 5F C7 4C E9 C1 B4
C494:60 A5 0C F0 1A B1 02 29 0D
C49C:0F 85 D0 A6 0A D0 1A 20 03
C4A4:59 C4 B1 02 0A 0A 0A 0A F8
C4AC:18 65 0D 20 59 C4 60 B1 8F
C4B4:02 20 59 C4 A6 0A D0 01 BE
C4BC:60 4C CC C3 A9 00 20 5F 4C
C4C4:C7 A0 03 20 0A C2 20 B3 0C
C4CC:C6 C0 FF D0 08 A9 48 20 8E
C4D4:5F C7 4C E9 C1 B9 00 C0 DD
C4DC:85 04 B9 01 C0 85 05 A0 38
C4E4:00 20 C0 C5 85 09 20 C0 3C
C4EC:C5 85 08 20 C0 C5 85 02 E7
C4F4:85 06 20 C0 C5 85 03 29 46
C4FC:03 09 D8 85 07 20 C0 C5 BD
C504:8D 63 C4 20 C0 C5 8D 69 6B
C50C:C4 84 0A 84 0E A9 02 85 45
C514:0F 20 C0 C5 C9 00 F0 2B FE
C51C:20 57 C4 A5 0A D0 0A C6 EE
C524:0F D0 EE 20 69 C5 4C 15 5B
C52C:C5 C6 0F D0 06 20 69 C5 84
C534:4C 99 C5 A9 60 8D 7E C5 9B
C53C:20 69 C5 A9 4A 8D 7E C5 D0
C544:4C 99 C5 20 C0 C5 85 0B 4A
C54C:20 C0 C5 85 0D E6 0D A5 EC
C554:0B 20 57 C4 C6 0D F0 C3 B4
C55C:C6 0F D0 F3 20 69 C5 4C E6
C564:53 C5 4C 1F C5 A6 0E F0 5C
C56C:07 A5 C0 C6 0E 4C 7B C5 31
C574:20 CB C5 C9 00 F0 0F 20 5A
C57C:D6 C5 4A 4A 4A 4A 20 D6 65
C584:C5 A2 02 86 0F 60 20 CB 4A
C58C:C5 85 0C 2B CB C5 85 0E 6E
C594:A5 0C 4C 7B C5 AC BC C5 57
C59C:D0 1F A9 20 85 02 A9 D0 E7
C5A4:85 03 20 CB C5 20 57 C4 96
```

```
C5AC:A6 02 E0 25 B0 0B 4A 4A 0B
C5B4:4A 4A 20 57 C4 4C A6 C5 DB
C5BC:00 4C E9 C1 B1 04 A6 04 A3
C5C4:D0 02 C6 05 C6 04 60 B1 1B
C5CC:08 A6 08 D0 02 C6 09 C6 18
C5D4:08 60 91 06 E6 06 D0 02 02
C5DC:E6 07 60 A9 00 20 5F C7 4B
C5E4:A0 03 20 0A C2 A9 2A 20 57
C5EC:DD C6 A9 AC 20 DD C6 20 3F
C5F4:B3 C6 C0 FF D0 08 A9 48 66
C5FC:20 5F C7 4C E9 C1 20 08 CC
C604:C6 4C E9 C1 84 D0 98 18 03
C60C:69 02 CD FD C0 D0 0F B9 89
C614:00 C0 8D FE C0 B9 01 C0 23
C61C:8D FF C0 4C 7B C6 B9 00 B7
C624:C0 85 02 B9 01 C0 85 03 68
C62C:B9 04 C0 85 04 B9 05 C0 D9
C634:85 05 20 8E C6 A4 0D 38 CD
C63C:B9 00 C0 F9 04 C0 85 08 94
C644:B9 01 C0 F9 05 C0 85 09 E5
C64C:88 88 A6 0D E8 E8 BD 00 4C
C654:C0 99 00 C0 C8 E8 EC FD 76
C65C:C0 90 F3 A4 0D 18 B9 00 73
C664:C0 65 08 99 00 C0 C8 B9 94
C66C:00 C0 65 09 99 00 C0 C8 7E
C674:F0 05 C8 C8 4C 61 C6 AD 84
C67C:FD C0 38 E9 04 8D FD C0 F1
C684:A8 A9 20 99 00 C0 99 01 A5
C68C:C0 60 A2 00 A1 04 81 02 09
C694:A5 02 D0 02 C6 03 C6 02 81
C69C:A5 04 D0 02 C6 05 C6 04 14
C6A4:AD FE C0 C5 04 D0 E5 AD 1A
C6AC:FF C0 C5 05 D0 DE 60 A0 D6
C6B4:00 CC FD C0 B0 1E AD 00 9A
C6BC:C1 D9 00 C0 F0 07 C8 C8 AB
C6C4:C8 C8 4C B5 C6 C8 AD 01 83
C6CC:C1 D9 00 C0 F0 09 C8 C8 C3
C6D4:C8 4C B5 C6 A9 FE A8 C8 60
C6DC:60 CD 00 C1 F0 06 CD 01 66
C6E4:C1 F0 01 60 68 68 A0 00 DB
C6EC:20 4E C1 4C E9 C1 A9 93 58
C6F4:20 D2 FF A9 20 AC FD C0 52
C6FC:99 00 C0 C8 C0 FB 90 F0 0C
C704:A2 54 20 56 C7 A0 00 B9 DD
C70C:00 C0 20 D2 FF B9 01 C0 A6
C714:20 D2 FF A2 D0 20 56 C7 EF
C71C:B9 54 C0 20 D2 FF B9 55 17
C724:C0 20 D2 FF A2 0D 20 56 56
C72C:C7 B9 A8 C0 20 D2 FF 4C C7
C734:3B C7 00 00 4C 5E C8 B9 7A
C73C:A9 C0 20 D2 FF A2 04 20 B4
C744:51 C7 C8 C8 C8 C8 54 53
C74C:D0 BD 4C E9 C1 A9 0D 20 CA
C754:D2 FF A9 20 20 D2 FF CA 9B
C75C:D0 FA 60 A8 AD 37 C7 F0 74
C764:05 C0 2B B0 01 60 A9 13 07
C76C:20 D2 FF A2 27 20 56 C7 19
C774:84 0B A0 5D 20 82 C7 A4 32
C77C:0B A9 12 20 D2 FF B9 94 DE
C784:C7 F0 07 20 D2 FF C8 4C 8B
C78C:82 C7 A9 92 20 D2 FF 60 5A
C794:53 43 52 45 45 4E 20 4E 2F
C79C:41 4D 45 3F 00 46 49 4C B4
C7A4:45 20 4E 41 4D 45 3F 00 BA
C7AC:54 41 50 45 20 4F 52 20 18
C7B4:44 49 53 4B 20 28 54 2F 51
C7BC:44 29 00 4D 45 4D 4F 52 DD
C7C4:59 20 49 53 20 46 55 4C 78
C7CC:4C 00 49 4E 44 45 58 20 98
C7D4:49 53 20 46 55 4C 4C 00 BA
C7DC:4E 41 4D 45 20 4E 4F 54 0F
C7E4:20 46 4F 55 4E 44 00 45 1E
C7EC:52 52 4F 52 00 14 20 9D 77
C7F4:94 20 1D 91 00 20 1D C8 17
C7FC:AD FE C0 85 04 AD FF C0 2B
C804:85 05 A9 05 A0 C1 A2 00 60
C80C:20 D8 FF 4C E9 C1 20 1D 5C
C814:C8 A9 00 20 D5 FF 4C E9 A7
C81C:C1 A9 0D 20 5F C7 A0 10 08
C824:20 0A C2 98 A2 00 A0 C1 42
C82C:20 BD FF A9 18 20 5F C7 9F
C834:A2 10 A0 11 20 C0 C2 AD A4
C83C:10 C1 C9 44 D0 04 A2 08 A7
C844:D0 06 C9 54 D0 0A A2 01 33
C84C:A9 02 A0 01 20 BA FF 60 A3
```



```

C854:68 68 A9 57 20 5F C7 4C 39
C85C:E9 C1 A0 00 20 F1 C2 AD 63
C864:63 C1 D0 03 20 4E C1 A9 C9
C86C:36 85 01 8D 37 C7 8D 36 9D
C874:C7 BA 8E 16 C1 A0 00 8C E8
C87C:01 C1 20 73 00 8D 37 C7 A6
C884:C9 49 F0 55 85 0D 20 73 D4
C88C:00 20 73 00 F0 C4 99 00 62
C894:C1 C8 20 73 00 F0 10 C9 22
C89C:2C F0 0C C9 24 F0 63 99 E3
C8A4:00 C1 C0 0F D0 EB C8 A9 21
C8AC:20 99 00 C1 8C 14 C1 A5 AE
C8B4:0D C9 4C F0 2C C9 53 F0 F7
C8BC:28 20 FB C8 A5 0D C9 43 AE
C8C4:F0 0B C9 44 F0 0A C9 50 A2
C8CC:F0 09 4C 56 C8 4C 0D C3 5D
C8D4:4C DF C5 4C C0 C4 4C F9 AD
C8DC:C7 20 73 00 D0 FB 4C F2 CA
C8E4:C6 20 73 00 C9 2C F0 F9 2B
C8EC:8D 10 C1 20 FB C8 A5 0D DE
C8F4:C9 4C D0 E2 4C 12 C8 20 23
C8FC:79 00 F0 05 20 73 00 D0 59
C904:F0 60 A5 2D 85 02 A5 2E E2
C90C:85 03 A0 00 AD 01 C1 09 35
C914:80 8D 01 C1 AE 00 C1 8A 0B
C91C:D1 02 F0 06 20 60 C9 4C F9
C924:1B C9 C8 AD 01 C1 D1 02 60
C92C:F0 07 88 20 60 C9 4C 1B EA
C934:C9 C8 B1 02 C9 10 90 02 E6
C93C:A9 0F 8D 14 C1 AA CA C8 72
C944:B1 02 85 04 C8 B1 02 85 B8
C94C:05 A0 00 B1 04 99 00 C1 ED
C954:C8 CA 10 F7 A9 20 99 00 81
C95C:11 4C AB C8 18 A5 02 69 AA
C964:07 85 02 A5 03 69 00 85 BA
C96C:C3 C5 30 B0 01 60 A5 02 DA
C974:C5 2F B0 01 60 4C 54 C8 82
C97C:00 00 00 00 00 00 00 10

```

## Program 2: Snapshot Demo

```

KQ 100 POKE56,146:CLR:SC=1024:
CM=54272:XT=0:YT=0:X=0:
Y=0:R=24:C=39:DIMNAS(31
)
KQ 110 SNAPSHOT=51000:POKE5328
0,11:POKE53281,12:GOSUB
240
AE 120 PRINT TAB(7)"SET UP AND
COPY SCREENS":FORI=0TO
1200:NEXT
FX 130 GOSUB240:PRINTTAB(9)"SN
APSHOT DEMONSTRATION"
EA 140 SYSSNAPSHOT,D,*,REM ERA
SE OLD SCREENS
BB 150 FORI=0 TO 31:X=I:Y=0:G
OSUB250
SQ 160 X=X-1:Y=Y+1:IF X=>0 THE
N GOSUB250:GOTO160
ME 170 NAS(I)=STR$(I):NAS(I)=R
IGHT$(NAS(I),LEN(NAS(I)
)-1):N$=NAS(I)
EM 180 SYSSNAPSHOT,C,N$:NEXT:R
EM COPY SCREEN
ME 190 GOSUB240:PRINT TAB(8)"S
NAPSHOT PRINTS SCREENS"
KQ 200 PRINT:PRINT:PRINT TAB(1
0)"PRESS (STOP) TO END"
:FORI=0TO3000:NEXT
KJ 210 FORI=0TO31:N$=NAS(I):SY
SSNAPSHOT,P,N$:NEXT
QA 220 FORI=31TO0:STEP-1:N$=NAS
(I):SYSSNAPSHOT,P,N$:NE
XT
CX 230 GOTO210
KD 240 PRINT"[CLR][WHT]":FORI=
0TO9:PRINT:NEXT:RETURN
CC 250 IF Y>24 THEN300
JX 260 XT=X:YT=Y:CH=78:GOSUB31
0
XA 270 XT=C-X:CH=77:GOSUB310
JK 280 YT=R-Y:CH=78:GOSUB310
CP 290 XT=X:CH=77:GOSUB310

```

```

HJ 300 RETURN
CM 310 P=40*YT+XT+SC:IFPEEK(P)
=77ORPEEK(P)=78THENCH=8
6
GD 320 POKEP,CH:POKEP+CM,0
DM 330 RETURN

```

All Commodore 64 programs in this issue work with the Commodore 128 in 64 mode.

## Mini-Filer

See instructions in article on page 99.

### BEFORE TYPING . . .

Before typing in programs, please refer to "How To Type In COMPUTE!'s GAZETTE Programs," which appears before the Program Listings.

```

0801:0B 08 00 00 9E 32 30 36 EC
0809:31 00 00 00 A9 00 8D 20 3A
0811:D0 A9 36 85 01 A9 0C 8D 67
0819:21 D0 8D 86 02 A9 93 20 06
0821:D2 FF A9 0B 8D 21 D0 A9 BC
0829:17 8D 18 D0 A9 11 18 69 63
0831:01 8D B5 10 18 69 04 85 D0
0839:04 85 46 A9 CC 85 06 A9 42
0841:00 85 05 85 03 8D B4 10 73
0849:85 45 8D 87 11 8D 88 11 78
0851:8D 89 11 8D 8A 11 A9 00 71
0859:20 90 FF 20 DA 09 20 E6 C1
0861:08 20 D8 08 20 AF 08 48 31
0869:2D E6 08 68 AE 8D 08 DD 64
0871:8D 08 F0 05 CA D0 F8 F0 35
0879:EB CA 8A 0A AA A9 08 48 78
0881:A9 61 48 8D 9A 08 48 BD E6
0889:99 08 48 60 0B 43 41 46 A5
0891:50 91 11 52 8C 88 93 C6 E9
0899:29 0A 13 0C 66 0D F7 0D 48
08A1:D9 0E F6 0E 15 0F 2F 0F 34
08A9:73 0F CB 09 60 0D 20 E4 9D
08B1:FF F0 FB 60 A9 00 85 FB D7
08B9:A2 04 86 FC AD B4 10 85 A2
08C1:FD AD B5 10 85 FE A0 28 85
08C9:B1 FD 91 FB C8 D0 F9 E6 88
08D1:FE E6 FC CA D0 F2 60 20 9A
08D9:B5 08 A0 00 B1 45 10 01 9E
08E1:60 20 83 09 60 AD 00 04 E8
08E9:C9 CD F0 07 A9 0F A0 FE AA
08F1:4C F5 08 60 85 FC 84 FB D1
08F9:A0 27 A9 A0 99 00 04 88 C0
0901:10 FA A9 13 20 D2 FF A9 36
0909:12 20 D2 FF A0 00 B1 FB EA
0911:F0 06 20 D2 FF C8 D0 F6 0A
0919:A9 92 20 D2 FF 60 A9 27 D1
0921:38 E5 D3 8D B3 10 A0 00 3B
0929:A9 12 20 D2 FF 8C 8B 11 20
0931:A9 A4 20 D2 FF A9 9D 20 74
0939:D2 FF 20 AF 08 C9 0D F0 26
0941:35 C9 14 F0 19 C9 20 90 B2
0949:E4 AC 8B 11 CC B3 10 F0 C1
0951:DC 99 00 02 20 D2 FF A9 4E
0959:00 85 D4 C8 D0 CF AC 8B 9E
0961:11 C0 00 F0 C8 88 A9 20 17
0969:20 D2 FF A9 9D 20 D2 FF ED
0971:20 D2 FF 4C 2E 09 AC 8B 87
0979:11 A9 00 99 00 02 8C B3 EC
0981:10 60 A5 45 85 FB A5 46 6A
0989:85 FC A2 00 8E 84 11 BD 58
0991:B9 10 85 FD EB 10 85 58
0999:FE BD 1D 11 8D 86 11 F0 E8
09A1:29 A0 00 8C 85 11 AC 84 87
09A9:11 B1 FB 10 02 A9 20 AC D4

```

```

09B1:85 11 91 FD EE 85 11 EE 7B
09B9:84 11 D0 02 E6 FC 8C CC 16
09C1:86 11 D0 E2 E8 BD C1 11 2D
09C9:D0 C5 60 A9 0F A0 E9 20 4B
09D1:F5 08 20 AF 08 C9 59 D0 CA
09D9:4D A5 03 85 45 85 FD A5 96
09E1:04 85 46 85 FE A0 8C 7F
09E9:B2 10 A9 FF 91 FD C8 D0 75
09F1:FB E6 FE A6 FE E0 D0 D0 F3
09F9:F3 AD B4 10 85 FD A2 04 76
0A01:AD B5 10 85 FE A0 28 A9 28
0A09:20 91 FD C8 D0 FB E6 FE 21
0A11:CA D0 F6 A9 00 A2 32 9D C4
0A19:B8 10 9D EA 10 9D 1C 11 30
0A21:9D 4E 11 CA D0 F1 4C EE 34
0A29:08 AD B2 10 F0 01 60 EE 3F
0A31:B2 10 A9 00 8D B6 10 8D CC
0A39:B7 10 20 B5 08 A9 10 A0 34
0A41:27 20 F5 08 AC B7 10 B9 4E
0A49:00 10 85 FB 85 14 B9 99 9B
0A51:10 85 FC 18 69 D4 85 15 AE
0A59:AC B6 10 A9 0F 91 14 B1 A6
0A61:FB 8D B8 10 09 80 91 FB 58
0A69:20 AF 08 AE 9E 0A 48 AC BF
0A71:B6 10 A9 0C 91 14 AD B8 CB
0A79:10 91 FB 68 DD 9E 0A F0 6E
0A81:09 CA D0 F8 20 3B 0B 4C C6
0A89:45 0A CA 8A 0A AA A9 0A 1D
0A91:48 A9 44 48 BD AA 0A 48 36
0A99:BD A9 0A 48 60 0A 91 11 1C
0AA1:9D 1D 13 94 14 A0 0D 85 3A
0AA9:BC 0A C5 0A D0 0A D9 0A 64
0AB1:EC 0A 0B 0B F5 0A 21 0B F5
0AB9:32 0B 78 0B AD B7 10 F0 C6
0AC1:03 CE B7 10 60 AD B7 10 3C
0AC9:C9 17 F0 03 EE B7 10 60 AD
0AD1:AD B6 10 F0 03 CE B6 10 4C
0AD9:60 AD B6 10 C9 27 F0 04 32
0AE1:EE B6 10 60 A9 00 8D B6 42
0AE9:10 4C C6 0A A9 00 8D B6 B1
0AF1:10 8D B7 10 60 20 D1 0A 9A
0AF9:AC B6 10 C8 B1 FB 88 91 C0
0B01:FB C8 C0 27 D0 F5 A9 20 A3
0B09:91 FB 60 A0 27 88 B1 FB B7
0B11:C8 91 FB 88 CC B6 10 D0 2A
0B19:F4 AC B6 10 A9 20 91 FB 99
0B21:60 AD 8D 02 C9 01 D0 05 9D
0B29:A9 A0 4C 4E 0B A9 AE 4C 53
0B31:4E 0B A9 00 8D B6 10 4C 1A
0B39:C6 0A C9 20 90 17 C9 60 45
0B41:90 08 C9 C1 90 0F C9 DB 27
0B49:10 0B 20 57 0B AC B6 10 7C
0B51:91 FB 20 DA 0A 60 48 29 6C
0B59:80 4A 8D B8 10 68 29 3F 33
0B61:0D B8 10 60 8D B8 10 29 CC
0B69:3F 0E B8 10 2C B8 10 10 2F
0B71:02 09 80 70 02 09 40 60 F6
0B79:68 68 AD B4 10 85 FD AD 1F
0B81:B5 10 85 FE A2 04 86 FC 46
0B89:A9 00 85 FB A0 28 B1 FB E9
0B91:91 FD C8 D0 F9 E6 FC E6 62
0B99:FE CA D0 F2 A9 04 85 FE 92
0BA1:A2 00 86 FD A0 28 B1 FD C0
0BA9:30 0E C8 D0 F9 E6 FE A5 90
0BB1:FE C9 08 D0 F1 4C EF 0B 73
0BB9:48 E0 32 D0 02 F0 2F A5 57
0BC1:FE 9D EB 10 98 18 65 FD 2B
0BC9:9D B9 10 8E 81 11 A2 00 9D
0BD1:B1 FD 10 08 E8 C8 D0 F8 C7
0BD9:E6 FE D0 F4 8A EA 81 11 AF
0BE1:9D 1D 11 68 38 E9 A0 9D FE
0BE9:4F 11 E8 4C A7 0B A9 00 8A
0BF1:8D 82 11 8D 83 11 A0 00 0C
0BF9:B9 1D 11 F0 13 18 6D 82 BB
0C01:11 8D 82 11 AD 83 11 69 6D
0C09:00 8D 83 11 C8 4C F9 0B 7C
0C11:4C E6 08 A9 10 A0 75 20 B2
0C19:F5 08 A5 45 85 FB A5 46 E4
0C21:85 FC A2 00 8E 84 11 BD F5
0C29:B9 10 85 FD 85 14 BD EB 96
0C31:10 85 FE 18 69 D4 85 15 D2
0C39:BD 1D 11 8D 86 11 F0 D0 9D
0C41:A0 00 8C 85 11 8E 81 11 6A
0C49:AC 85 11 A9 0F 91 14 B1 6E

```



```

0C51:FD 8D 8B 11 09 80 91 FD B9
0C59:20 E4 FF F0 FB AE 51 0D 14
0C61:DD 51 0D F0 05 CA DA D0 F8 5B
0C69:F0 0D CA 8A 0A AA BD 58 0E
0C71:0D 48 BD 57 0D 48 60 C9 63
0C79:20 90 DD C9 80 90 04 C9 36
0C81:A0 90 D5 20 57 0B C9 5B A0
0C89:B0 CE AE 81 11 BC 4F 11 C6
0C91:F0 08 C9 30 90 C2 C9 3A BD
0C99:B0 BE AC 84 11 91 FB EE 4D
0CA1:84 11 D0 02 E6 FC AC 85 84
0CA9:11 91 FD A9 0C 91 14 EE C6
0CB1:85 11 C8 CC 86 11 D0 90 61
0CB9:AE 81 11 E8 BD 1D 11 D0 8F
0CC1:0C AA A5 45 85 FB A5 46 41
0CC9:85 FC 8E 84 11 4C 28 0C 14
0CD1:20 E9 0C EE 84 11 D0 02 F0
0CD9:E6 FC EE 85 11 AD 85 11 36
0CE1:CD 86 11 F0 D3 4C 49 0C 22
0CE9:AC 85 11 A9 0C 91 14 AD F2
0CF1:8B 11 91 FD 60 20 E9 0C 89
0CF9:AD 85 11 F0 0D CE 85 11 3B
0D01:AD 84 11 D0 02 C6 FC CE 36
0D09:84 11 4C 49 0C 20 E9 0C 88
0D11:EE 84 11 D0 02 E6 FC EE 87
0D19:85 11 AD 85 11 CD 86 11 26
0D21:D0 EE AE 81 11 E8 BD 1D 12
0D29:11 F0 03 4C 28 0C A2 00 E3
0D31:A5 45 85 FB A5 46 85 FC 2E
0D39:8E 84 11 4C 28 0C 20 E9 3E
0D41:0C 20 F7 0E 20 D8 08 4C 0A
0D49:14 0C 20 E9 0C 4C E6 08 7A
0D51:05 0D 14 88 85 1D 0D 0D 04
0D59:F5 0C 3E 0D 4A 0D D0 0C 3E
0D61:20 F7 0E 4C 8A 0D A9 10 FB
0D69:A0 65 20 F5 08 AD B2 10 FC
0D71:F0 08 20 1F 09 AC B3 10 6E
0D79:D0 03 4C E6 08 B9 FF 01 DC
0D81:20 57 0B 99 3B 03 88 D0 44
0D89:F4 A5 45 85 FD 85 FB A5 2C
0D91:46 85 FE 85 FC A9 00 8D 84
0D99:8C 11 8D 8D 11 A2 00 A0 7C
0DA1:00 B1 FD DD 3C 03 D0 0A 5F
0DA9:C8 E8 EC B3 10 D0 F2 4C 31
0DB1:E6 08 E6 FD D0 02 E6 FE 59
0DB9:EE 8C 11 D0 03 EE 8D 11 9D
0DC1:AD 8C 11 CD 82 11 D0 D5 A4
0DC9:AD 8D 11 CD 83 11 D0 CD EC
0DD1:A5 46 C5 06 F0 12 AD 82 17
0DD9:11 18 65 45 85 45 A5 46 56
0DE1:6D 83 11 85 46 4C 96 0D AB
0DE9:A5 FB 85 45 A5 FC 85 46 4D
0DF1:A9 10 A0 6B 4C F5 08 A5 9F
0DF9:45 85 FD A5 46 85 FE AD 26
0E01:B2 10 D0 03 4C E6 08 AD 80
0E09:B4 10 18 69 28 85 FB AD 1A
0E11:B5 10 69 00 85 FC A9 00 AC
0E19:8D 85 11 8D 81 11 8D 84 48
0E21:11 20 BD FF A9 01 A2 04 20
0E29:A0 07 20 BA FF 20 C0 FF 09
0E31:A2 01 20 C9 FF AE 81 11 4E
0E39:BD 1D 11 8D 86 11 D0 03 93
0E41:4C C9 0E AC 84 11 B1 FB 4A
0E49:30 2A 20 65 0B 20 D2 FF E0
0E51:EE 84 11 AD 84 11 C9 28 27
0E59:D0 E9 A9 0D 20 D2 FF A9 54
0E61:00 8D 84 11 A5 FB 18 69 39
0E69:28 85 FB A5 FC 69 00 85 E7
0E71:FC 4C 44 0E AC 85 11 B1 D7
0E79:FD 10 02 A9 20 20 65 0B CA
0E81:20 D2 FF EE 84 11 AD 84 99
0E89:11 C9 28 D0 17 A9 0D 20 4C
0E91:D2 FF A9 00 8D 84 11 A5 92
0E99:FB 18 69 28 85 FB A5 FC CD
0EA1:69 00 85 FC EE 85 11 AD 50
0EA9:85 11 CD 86 11 D0 94 A5 89
0EB1:FD 18 6D 86 11 85 FD A5 29
0EB9:FE 69 00 85 FE EE 81 11 CF
0EC1:A9 00 8D 85 11 4C 36 0E F0
0EC9:A9 0D 20 D2 FF 20 D2 FF 55
0ED1:20 CC FF A9 01 20 C3 FF DB
0ED9:60 A5 45 C5 03 D0 07 A5 A3
0EE1:46 C5 04 D0 01 60 A5 45 3A
0EE9:38 ED 82 11 85 45 A5 46 D1

```

```

0EF1:ED 83 11 85 46 60 A0 00 55
0EF9:B1 45 30 17 A5 46 C5 06 8F
0F01:B0 11 A5 45 18 6D 82 11 51
0F09:85 45 A5 46 6D 83 11 85 75
0F11:46 18 60 38 60 A5 03 85 0D
0F19:45 A5 04 85 46 20 F7 0E CC
0F21:20 DA 0E 20 F8 0D 20 F7 FD
0F29:0E 20 F7 0E 90 F2 60 A9 F0
0F31:10 A0 59 20 F5 08 20 1F DB
0F39:09 AD B3 10 D0 03 4C E6 D0
0F41:08 20 F7 0E 90 FB A9 02 15
0F49:A2 08 A0 01 20 BA FF A2 6D
0F51:00 A0 02 AD B3 10 20 BD 8E
0F59:FF A9 10 85 FE A9 B2 85 C5
0F61:FD A9 FD A6 45 A4 46 20 7C
0F69:D8 FF B0 3D A9 10 A0 4F FB
0F71:4C F5 08 A9 10 A0 5F 20 B0
0F79:F5 08 20 1F 09 AD B3 10 01
0F81:D0 03 4C E6 08 20 DA 09 40
0F89:A9 02 A2 08 A0 01 20 BA D5
0F91:FF A2 00 A0 02 AD B3 10 A0
0F99:20 BD FF A9 00 A2 B2 A0 62
0FA1:10 20 D5 FF B0 03 4C 6D 22
0FA9:0F A9 13 20 D2 FF A9 12 1A
0FB1:20 D2 FF A0 27 A9 A0 99 59
0FB9:00 04 88 10 FA A9 0F A8 30
0FC1:A2 08 20 BA FF A9 00 20 A9
0FC9:BD FF 20 C0 FF A2 0F 20 9F
0FD1:C6 FF 20 E4 FF C9 0D F0 D7
0FD9:06 20 D2 FF 4C D3 0F 20 4D
0FE1:CC FF A9 0F 20 C3 FF 60 FC
0FE9:C3 CC C5 C1 D2 3A 20 C1 73
0FF1:52 45 20 59 4F 55 20 53 87
0FF9:55 52 45 3F 00 CD 49 4E 0C
1001:49 2D C6 49 4C 45 52 20 BA
1009:3A C1 2C C3 2C C6 2C D0 1E
1011:2C D2 2C 46 37 2C 46 38 15
1019:2C C3 CC D2 2C 55 50 2C 8A
1021:44 4F 57 4E 3A 00 C3 D2 33
1029:C5 C1 D4 C5 3A 20 C5 4E BF
1031:54 45 52 20 52 45 43 4F 96
1039:52 44 20 46 4F 52 4D 41 9B
1041:54 2C 20 46 31 20 54 4F 01
1049:20 45 58 49 54 00 CE 4F F9
1051:20 C5 52 52 4F 52 53 00 CC
1059:D3 41 56 45 3A 00 CC 4F 8D
1061:41 44 3A 00 C6 49 4E 44 B6
1069:3A 00 CE 4F 54 20 C6 4F 75
1071:55 4E 44 00 C1 C4 C4 20 23
1079:D2 45 43 4F 52 44 00 28 7D
1081:50 78 A0 C8 F0 18 40 68 59
1089:90 B8 E0 08 30 58 80 A8 49
1091:D0 F8 20 48 70 98 C0 EA 33
1099:04 04 04 04 04 04 05 05 BC
10A1:05 05 05 05 06 06 06 06 D0
10A9:06 06 06 07 07 07 07 07 E8
10B1:07 00 00 00 00 00 00 00 55

```

All  
 Commodore 64  
 programs in  
 this issue  
 work with the  
 Commodore 128  
 in 64 mode.

All programs  
 listed in  
 this magazine  
 are available  
 on the  
**GAZETTE Disk.**  
 See elsewhere  
 in this issue  
 for details.

COMPUTE!'s Gazette is looking for utilities, games, applications educational programs, and tutorial articles. If you've created a program that you think other readers might enjoy or find useful, send it, on tape or disk to:

**Submissions Reviewer**  
**COMPUTE! Publications**  
**P.O. Box 5406**  
**Greensboro, NC 27403**

Please enclose an SASE if you wish to have the materials returned. Articles are reviewed within four weeks of submission.



• The description of Dictionary Manager, Program 1 of "SpeedCheck" (December 1985), did not explicitly state that this program creates a blank dictionary disk by *formatting* it. If you type in the program, save it to disk, and then run the program on the same disk, that disk will be formatted and your copy of the program lost.

Those readers who are still using the original *SpeedScript* (January 1984) will have to make a minor change to SpeedCheck. After loading the program, enter **POKE 4242, 24**. Then save the modified copy of SpeedCheck.

GAZETTE DISK subscribers may have run into a problem with SpeedCheck. If you want to make the modifications for *WordPro* or *PaperClip* listed in the article, the MLX program on the disk will not allow you to load the program on the disk. The solution is to modify MLX. Note that this is not a permanent change, it's a temporary fix to allow loading of SpeedCheck:

1. Load, but don't run MLX.
2. LIST 845-850 and change the final POKE in 845 to **POKE782,0**. Also, add **POKE781,0: POKE782,192:** to the beginning of line 850.
3. Run MLX and you'll be able to load SpeedCheck to make the *Wordpro* or *Paperclip* modifications.

One more note about SpeedCheck and the GAZETTE DISK: The program requires its own dictionary disk. You cannot load and run it directly from the menu. A program that copies the dictionary files to a new disk is included on the GAZETTE DISK.

• "Auto File" (November 1985) creates a directory reading program called ".DIR." But the program assumes that .DIR is the first program on a disk and the directory it provides doesn't include the first pro-

gram. This inconvenience can be avoided by moving .DIR to the first place on the directory. Instructions for doing this can be found in the article describing the Auto File program. A quicker solution, however, is to load "Auto File," (do not run), type **POKE 2537,224:POKE 2571, 224** then save the program under a new name. Before running it, you'll have to scratch previously created .DIR files.

• If you turn on your computer, run "Backgammon" (November 1985) and play a game, then turn your computer off and on, load it again, and run it, you'll find that the dice rolls are exactly the same. To fix this, add a line like **1 X = RND (TI/97)** at the beginning of the program. For a more detailed description of why this is necessary, see the "Gazette Feedback" item on page 12, top right corner, of the November issue.

• A typographical error appeared in the article about "Digi-Clock" (November 1985). When you run the program, the screen displays SYS 682 to re-enable the clock after pressing RUN/STOP-RESTORE. But the article lists SYS 628. The program message is correct.

• Reader Richard D. Kyle has discovered a glitch in "Power Poker" (November 1985). If you should score more than 1000 points in a game and it becomes the new high score, the screen display of any further games will be slightly off because the length of the high score will print in the last column, causing a new line to open up and the screen to scroll. Although Power Poker was tested extensively, no member of our staff was able to attain a score of 1000 or higher.

Lines 390-420 determine the length (LEN) of the high score and position it properly on the screen.

You could modify this routine to allow for scores above 1000, or simply subtract one from each SPC( ) function in lines 390-420. This problem does not affect the playability of the game and you needn't make these modifications unless you anticipate scoring over 1000.

### DISKS 69c



**Foolish to pay more.  
Dangerous to pay less.**

- QUALITY MEDIA
- LIFETIME REPLACEMENT GUARANTEE
- HUB RINGS
- TYVEC EPS.
- WRITE PROTECTS

	1-50	51+
5.25" SSDD	.79	.69
5.25" DSDD	.89	.79
PC FORMATTED	1.09	.99
AT 1.2MB/3.5 1D (Mac)	1.99	CALL

**BLACKSHIP**  
COMPUTER SUPPLY

P.O. Box 883362  
San Francisco, CA 94188  
In California 415-550-0512  
USA orders **800-431-6249**  
In Canada 403-428-6229

Add \$3.00 shipping and handling per 100 Diskettes.  
COD add \$1.95 (CA residents add 6.5% sales tax)  
VISA MC COD

## FREE? DISKETTES

SAVE MONEY! C64 and VIC 20 users can use the diskette flip side, if another 'write enable' notch is correctly made.

**TOP NOTCH™** by QUORUM quickly solves that problem. It's like FREE DISKETTES!

- Stainless Steel Guide
- Easy Leverage Handle
- Clippings Catcher
- Square Notch Cut

*Lifetime Warranty*

**TOP NOTCH™** Just \$14.95

Add \$2.00 s/h • CA Res. add 97¢ tax

*It's the Top-Notch Notcher!*

CALL TOLL FREE  
**1-800-222-2824**  
In CA: 1-800-222-2812

8-5pm PST Visa/MC

**QUORUM INTERNATIONAL, Unltd.**  
INDUSTRIAL STATION P.O. BOX 2134 GZ  
OAKLAND, CA 94614



# NEW LANGUAGE BREAKS OLD RULES. GIVES PROGRAMMERS POWER, SPEED AND SIMPLICITY.

Try this remarkable language, PROMAL™, for 30 Days AT NO RISK and...

We think you'll be thrilled with this breakthrough system when you discover its power, ease of use, and dazzling performance on your IBM PC, Apple IIe/IIc, or Commodore 64. But we don't expect you to accept our claims for PROMAL without proof, so we invite you to explore the power of PROMAL on your own during our 30-day trial period.

## Broken Rules

Now that PROMAL 2.0 has broken the rules, a structured language doesn't have to be slow, unwieldy and difficult to use. PROMAL is fast, elegant, and simple.

## What Is PROMAL?

PROMAL stands for **PRO**grammer's **Micro Application Language**. But PROMAL is more than a high-level language, it's a total structured programming development system with a fast, one-pass compiler, a versatile full-screen editor, plus an integrated machine-language subroutine library. And for APPLE and Commodore systems it includes a DOS-like system "Executive."

## Better By Design

PROMAL was designed from "scratch" for optimum performance and ease of use on microcomputers. It has a simplified syntax with no awkward terminators

## PROMAL 2.0 FEATURES

### COMPILED LANGUAGE

- Structured indentation syntax
- No line numbers or terminators
- Long variable names (31 characters)
- Global, Local, & Argument variables
- Byte, Word, Integer & Real data types
- Decimal or Hex number types
- Functions & Procedures with passed arguments
- Predefined DATA of any type
- Multi-Dimensional Arrays (any type)
- Strings & pointers
- Control Statements: IF-ELSE, WHILE, FOR, CHOOSE, REPEAT-UNTIL, BREAK, NEXT, INCLUDE, ESCAPE, REFUGUE
- Bit-operators, shifts, type casts
- Variables at any memory location
- Simple Machine Language interface
- Recursion supported
- Program chaining and overlays (IMPORT/EXPORT)
- Separate compilation of modules
- Load and run relocatable M/L programs
- Compile errors trapped for Editor

### EXECUTIVE (APPLE II & C64 Only)

- Command driven, with line editing
- Multiple user programs in memory at once
- Function key definitions
- Program abort and pause
- Prior command recall
- I/O Re-direction & batch jobs
- "DOS"-like commands: COPY, RENAME, DELETE, display FILES, TYPE, HELP, etc.
- Memory MAP, SET, and display commands

### EDITOR

- Full-screen, cursor driven
- Function key controlled
- Line insert, delete, search
- String search and replace
- Block copy, move, delete & file read/write operations
- Auto indent, undent support

### LIBRARY

- 50 Resident Machine-language commands
- Call by name with arguments
- String handling (9 routines)
- Re-directable I/O (STDIN & STDOUT)
- Formatted numeric output
- Decimal & Hexadecimal I/O
- Block fill/move/read/write
- Cursor control & line editing
- Data type conversion
- Random number function
- Real function support (in PROMAL): ABS, ATAN, COS, EXP, LOG, LOG10, POWER, SIN, SQRT, TAN
- Modem device support & much more

like ";" or "]" and indentation is part of the syntax, so structuring your code is natural and easy. Just compare PROMAL with BASIC in this example:

### Equivalent Program Segments

PROMAL	BASIC
REPEAT	11910 REM -----
PROMPT AT 5.24 "Add Chg Quit?"	11920 CL=5LN-24:PRB="Add Chg Quit?"
IF Reply = "A"	11925 GOSUB 8490 REM GET REPLY
ADD Item	11930 IF RPS<>"A" THEN 11950
New_Items = New_Items + 1	11940 @ = IT:GOSUB 10100:REM ADD
ELSE IF Reply = "C"	11945 NI="NI"+1:GOTO 11920
CHANGE Item	11950 IF RPS<>"C" THEN 11970
UNTIL Reply = "Q"	11960 @ = IT:GOSUB 6050:REM CHG
	11970 IF RPS<>"Q" THEN 11920

PROMAL is readable and understandable. You see the logic from the structure. And PROMAL lets you call procedures by name—so no more GOSUBs. But there's more.

## Slick Editor

Editing your source is a snap with the specially-designed and integrated **full-screen Editor**—it not only helps you structure your program, it **even finds compilation errors**—automatically.

## Quick Compiler

The compiler is a **lightning-fast**, one-pass, recursive descent design. On the IBM PC it crunches source to object at **2000 lines per minute**, and it's equally impressive on the Apple and C64. And your PROMAL source code is **portable from machine to machine**. That means your source can be used on all PROMAL target machines.

## Run-Time Speed Demon

PROMAL blows away Apple II and C64 languages from BASIC and PASCAL to FORTH. (Send \$3 for a copy of our full benchmark report.) It's **2000% faster than BASIC**. And on a normal IBM PC, the native 8088 code from **PROMAL beat Turbo Pascal 3.0 by 10% on the standard sieve benchmark!**

## DOS For Those Without

If you don't have a real "DOS," then PROMAL gives you a **true operating system environment** with the built-in operating system Executive. (See box.)

## Outside Opinion

Naturally we're enthusiastic about PROMAL, but here's what other programmers are saying:

"Excellent... an ideal development system... Well done indeed!"

M. T. V.  
Naperville, Ill.

"I am... so amazed by PROMAL... I cannot believe the high degree of excellence of this entire package."

C. P., Ph.D.  
Ridgeway, New York

"I don't know that I've ever seen a [system] as thoughtfully designed and as skillfully executed as PROMAL. Its logic and ease of programming are truly remarkable. Its speed of execution is phenomenal... congratulations."

E. C. R.  
Alexandria, VA

## Safety In Numbers

SMA, Inc. has been satisfying customers (over 100,000) since 1982 with innovative microcomputer products. Now you can join our thousands of satisfied PROMAL users, by trying it today.

## Try It For 30 Days On Us

Send us some bucks and we'll send you PROMAL on trial for 30 days. **If for any reason whatsoever you are not satisfied, just send it back for a quick refund of your purchase price.** No questions asked. No risk.

## How To Order.

Call TOLL-FREE to order with your credit card or use the handy order form below to send in your check or money-order for your 30-day trial. Don't wait, you deserve the power of PROMAL today!

# 1-800-762-7874

In NC: 919-878-3600

**SMA** Systems Management Associates, Inc.  
3325 Executive Drive, Dept. GP-2  
Raleigh, North Carolina 27609

PROMAL runs on IBM PC/PCjr with 192K, Commodore 64/128, APPLE IIc, or APPLE IIe with 80 Col. 128K Card, and is **NOT COPY-PROTECTED.**



## Order Form for PROMAL 30-Day Trial!

My system is (check one)

- IBM PC/100% compatibles  APPLE IIc/IIe  
 COMMODORE 64/128

Please RUSH me:

- PROMAL Developer's System—Compiler, Editor, Library, Demo disk, 280-page manual, (Plus Executive for Apple and C-64) and stand-alone program generation (no royalties). **\$99.95 + 5.00 Shipping & Handling**
- End-User System for Apple IIc/IIe and Commodore 64/128—all features of Developer's Version except stand-alone program generation (Executive needed for program execution). **\$49.95 + 5.00 Shipping & Handling**
- Graphics ToolBox (Apple/C64 only)—20 routines for hi-res graphics: windows, clipping, text-on-graphics using scaled, rotated, user-defined fonts. **\$29.95 + 2.50 Shipping & Handling**

Please charge my

- Visa  
 MasterCard  
 American Express  
 My check is enclosed

Card Number \_\_\_\_\_

Signature \_\_\_\_\_ Exp. Date \_\_\_\_\_

Name \_\_\_\_\_

Address \_\_\_\_\_

City \_\_\_\_\_

State \_\_\_\_\_ Zip \_\_\_\_\_

NC residents add 4 1/2% sales tax.  
Foreign orders add \$20.00 additional shipping.





# Sensational Prices!

... On Our Most Popular Items!

from micro<sup>®</sup> ...

## THE 79¢ DISKETTE

Are you paying too much for diskettes? Try our first quality, prime, 5 1/4" diskettes (no rejects, no seconds) at these fantastic sale prices and save, save, SAVE! Disks are packaged in boxes of 50; each box contains 5 shrink-wrapped 10-packs that include diskettes in sleeves, labels, and write-protect tabs.

Each diskette is certified to be 100% error free and comes with a lifetime warranty (if you have a problem, we'll replace the diskette). All diskettes include hub reinforcement rings and write-protect notch.

All diskettes are double density and work in either single or double density drives.

SS, DD Diskettes, Box of 50  
32391 **\$39.50**-79¢ ea.!

DS, DD Diskettes, Box of 50  
32403 **\$49.50**-99¢ ea.!



## LOWEST PRICES IN U.S.A.!



BMC  
EPSON

AXIOM  
CARDCO

We can offer you some of the lowest prices in the country on the most popular printers, monitors and interfaces. Our normal prices are already low, but to make sure you get the best deal you can, we will also meet most competitive prices in this publication when placed on an equal basis (Remember—we don't charge for use of your credit card, impose excessive shipping fees, or use any other hidden extras to boost the price you pay. Due to the rapid change in prices in the computer industry, we can only meet prices at the time you place your order; we cannot adjust prices on items ordered or shipped on an earlier date.) Another plus for charge card customers—your charge card is billed at time of shipment only for the items shipped—no early billing, no long wait for the merchandise you already paid for.

### COMMODORE

C-128 Computer \$CALL  
1571 Disk Drive \$CALL  
1902 Monitor \$CALL  
1670 Modem \$CALL

### CARCO

G-Wiz Interface \$CALL  
S'MORE \$CALL

### STAR MICRONICS

SG-10 \$CALL  
SG-10C \$CALL

### EPSON

FX-85 \$CALL  
FX-185 \$CALL

We also carry famous name software... Epyx, Broderbund, Muse, CBS, Sierra, Timeworks, Random House, Activision, and more!

★ THE BEST PRICES ★ THE BEST SERVICE ★  
WHY SHOP ANYWHERE ELSE?

## TIED UP BY PRINT TIME?



Imagine printing a lengthy document in seconds instead of minutes... freeing your computer for other tasks! The U Buff 64K printer buffer from Digital Devices receives print data at rates up to 4800 cps and then sends it to the printer at the printer's own print rate. The 64K memory holds approximately 32 pages of data. Comes complete with cables, power supply and comprehensive instruction manual.

34888

**ONLY \$99.95**

## The Ultimate Speech Synthesizer for the C64...

ProVoice from Genesis

The most sophisticated, easy-to-use speech synthesizer built for the C64! The ProVoice allows the computer to speak in conversational, verbatim or character modes. "Screen Echo" lets many BASIC programs talk without any modification. Package includes a special set of translation rules, built-in amplifier and speaker, and a comprehensive user guide. Plugs into expansion port and is ROM based—no software to load!

35842 C64, Cartridge

\$84.95



## Command Your Computer By Voice!

Give your computer voice recognition capability with the VOICE COMMAND MODULE from Eng Manufacturing. The unit plugs into the C-64's RS-232 port via cable (included); a clip-on lapel microphone attaches to the module with a 6' wire. As you speak into the microphone the machine captures a sample of the voice, compares it to a stored pre-recorded sample, and decides if it matches. Stores up to 64 different words for later recall. Package also includes a disk of software programs (includes SOS - Speech Operating System) and a user's manual. Requires disk drive. Compatible with C-128 computer.

34943

**ONLY \$43.95**



## CARTRIDGE EXPANDER



Plus \$22.95  
FAST LOAD  
OFFER!

Stop wearing out your computer and cartridges by endless swapping! The Navarone cartridge expander features 3 cartridge slots. Select any cartridge, or the "off" position if no cartridge is to be used. Reset the computer independently of the power switch. Cartridge slots are vertical for easy access—no blind fumbling behind the computer.

33227 Cartridge Expander

\$22.95

The cartridge expander is a great companion for the Epyx Fast Load cartridge—you can keep it permanently installed plus have two slots free for other cartridges!

34216 Fast Load Cartridge (Sug. Retail \$39.95) \$24.95

**Fast Load ONLY \$22.95**  
with purchase of cartridge expander!

## DUST COVER and "EVERYTHING BOOK" SPECIAL OFFER

Get to know us by ordering this great dust cover for your C-64 or C-128 and our catalog, "The Everything Book for the C-64 and C-128 Home Computers," for \$2.95 (no extra shipping and handling charges). Cover is antistatic, translucent 8-gauge vinyl sewn to our exacting standards with reinforced seams. Discover the savings and easy shipping available from TENEX Computer Express!



**\$2.95**

31627 C-64 Dust Cover and Catalog (G1L)  
38464 C-128 Dust Cover and Catalog (G1L)

## TOP DECK



Easy to Use  
Paper Catcher

If your printer paper gets tangled up with your cables, spreads over your tabletop, or makes you crawl under the table to find it, Top Deck is what you need! Neatly catches and stacks output for virtually every printer with or without a printer stand. Completely adjustable and self-storing. Durable enough for office use, but economical enough for the home.

37369

\$33.95

From Your Friends At

**TENEX**  
Computer  
Express

We gladly accept  
mail orders!

P.O. Box 6578  
South Bend, IN 46660

Questions? Call  
219/259-7051

Ad  
G1L

SHIPPING CHARGES  
ORDER AMOUNT CHARGE  
less than \$20.00 \$3.75  
\$20.00-\$39.99 4.75  
\$40.00-\$74.99 5.75  
\$75.00-\$149.99 6.75  
\$150.00-\$299.99 7.75  
\$300 & up 8.75



NO EXTRA FEE FOR CHARGES

WE VERIFY CHARGE CARD  
ADDRESSES.

ORDER TOLL FREE

**1-800-348-2778**



# Sensational Prices!

... On Our Most Popular Items!

## The Right Interface For All Your Printing Needs!!

**PP1** with graphics



This high-performance graphics parallel printer interface from DSI for C-64 and VIC-20 emulates a Commodore printer. Comes complete with all necessary cables for quick installation and includes easy-to-follow user's manual.

33565

**\$39.95**

**Interface** Built-in buffer provides super high-speed printing for parallel printers. Dumps high-resolution screens up to 18 times faster. Prints all Commodore characters. All cables and connectors included. From Cardco. Lifetime warranty.

34484

**SCALL**

## Ready... Set... PRINT! PRINTER PLUS GRAPHICS INTERFACE ONLY \$189!!

We've combined a famous name printer with an outstanding graphics interface to offer a complete printer package for your C-64 at an unbeatable value! Similar systems can cost \$300 and up... but due to our high volume you pay ONLY \$189!!



You get a standard printing speed of 100 CPS along with Near Letter Quality and compressed print modes available at the flip of a switch. Printing is bi-directional and logic seeking. Both friction and tractor feed are standard—handles original plus two copies.

Other features include graphics printing (compatible with almost all popular graphics software programs), programmable line spacing, and more!

Dimensions: 15.5" W x 11" D x 4" H". Weight: 10.8 lbs.

Here's another plus—the parallel, Centronics compatible printer can be used with any parallel output computer... lets the printer do double duty, or more!

90 days parts and labor warranty with a lifetime warranty on the printhead.

35044 Printer Plus Graphics Interface

**\$189.00**

*Supply is limited — call now!*

## POWER and PROTECTION FOR YOUR C-64!

### POW'R PAK 64



Pow'r Pak is a replacement power supply (1.5 amp) for the Commodore 64... but that's not all! Pow'r Pak also supplies two additional surge protected outlets (120V) for monitor, disk drive, or other peripherals. On/off switch. Fuse protection. Sturdy all-metal casing is ventilated for heat dissipation. Full 1 year warranty.

34910

**\$49.95**

## COMPUTERFACTS™ from SAMS Technical Service Data for Your Computer and Peripherals

Sams introduces COMPUTERFACTS™... packets of information that reveal the inner workings of major brand micros, monitors, printers and disk drives. Includes schematic wiring diagrams, parts lists, disassembly instructions, troubleshooting techniques, and other repair data.

33477 Commodore 64 Computer

33513 VIC-20 Computer

33551 Commodore Plus/4 Computer

33481 Commodore 1541 Disk Drive

33496 Commodore 1525 Printer

33508 Commodore C16 Computer

33546 Commodore 1701 Monitor

35950 Gemini 10X Printer

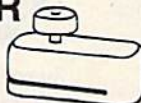
35964 Gemini 15X Printer



**All packets  
\$17.95 each**

## DISK DOUBLER

Double your storage  
by using both sides  
of your disks!



The Commodore uses single sided disks. As you may have noticed, however, these disks actually have a magnetic media on both sides. With our Disk Doubler you can punch a new write protect notch on the opposite side of the disk and use the "hidden" second side! The Disk Doubler is easy to use, just slide the disk in, squeeze the button, and a perfectly located notch is punched in the disk jacket. This handy device will pay for itself the first few times you use it.

Sug. retail \$14.95

**Only \$9.95**

37374

## HOME AUTOMATION IS HERE!

### X-10 Powerhouse

Now, with your Commodore 64 or 128 computer, you can program lights and appliances to turn on and off, control your thermostat, play your stereo, light up your bedroom, hallway and bathroom, start the coffee, even warm up the curlers... all before you are even out of bed! But it's smart enough not to wake you up on weekends! The user-friendly X-10 POWERHOUSE software lets you first "set up" your house using room diagrams and appliance "icons." Once everything is in place you can program the timing on each item. Once the program is established, you can disconnect the computer—the POWERHOUSE system will control your home independently! It even has a battery backup. Invest in an X-10 POWERHOUSE and enter the age of electronic living.



36493 X-10 POWERHOUSE

**\$109.95**

36914 Commodore cable and software (required)

**\$22.95**

From Your Friends At

**TENEX  
Computer  
Express**

We gladly accept  
mail orders!

P.O. Box 6578  
South Bend, IN 46660

Questions? Call  
219/259-7051

Ad  
G1L

### SHIPPING CHARGES

ORDER AMOUNT	CHARGE
less than \$20.00	\$3.75
\$20.00-\$39.99	4.75
\$40.00-\$74.99	5.75
\$75.00-\$149.99	6.75
\$150.00-\$299.99	7.75
\$300 & up	8.75



NO EXTRA FEE FOR CHARGES

WE VERIFY CHARGE CARD  
ADDRESSES.

ORDER TOLL FREE  
**1-800-348-2778**



# Melodian will teach you to play, compose, record and print music in just one evening!!



## The Melodian Musical Keyboard for the Commodore 64 and 128.

### A True Breakthrough In Music Education

At last, a program that makes it not only easy but fun to learn music. The Melodian keyboard and software were designed by Harry Mendell who designs custom synthesizer electronics and software for professional musicians such as **Stevie Wonder** and Eric Himy, an award winning concert pianist. The Melodian boasts many of the professional features found only on more expensive equipment. These features include multitrack recording, the ability to create custom instrument sounds and most importantly, ease of use.

Start your lesson with **RhythmMaster** Software. With its built-in metronome, RhythmMaster will display the treble and bass musical staves and a picture of a piano keyboard. RhythmMaster will then play a measure of music and you must try to play the same measure back on the Melodian keyboard. You're not familiar with the keyboard or can't read music? No problem. RhythmMaster displays the notes you are to play on the musical staff and on the keyboard pictured on the monitor. If you strike the wrong key the note on the musical staff turns red and shows you which key you played wrong, making it ever so easy to correct what you played.

If you should hold a key too long a turtle runs across the screen. Inversely if you should release a key too quickly a rabbit scurries by. If you don't play it correctly Rhythm-

Master knows it and repeats the measure for you to play.

Sounds easy doesn't it? Now add the fun. You start with six composers (Bach, Handel, Mozart, Beethoven, Schubert and Wagner). The object is to attain the next level of difficulty without losing a composer. You lose a composer each time you accumulate ten mistakes. There are twelve levels of difficulty attainable ranging from tyro to maestro.

**ConcertMaster** teaches you how to play 35 pre-recorded songs from Bach to Rock. With ConcertMaster you can analyze music note by note, instrument by instrument and learn how a music composition is put together. Then you can compose your own music and record it right onto your floppy disks.

There are nineteen different instrument sounds to choose from in over a seven octave range giving you a wide choice of instruments to suit your musical taste and expression. You can also create your own instrument sounds.

**ScoreMaster** enables you to print out your music in standard music notation for other musicians to play, or for yourself.

### AHOY! Magazine Says . . .

Peggy Herrington of AHOY! said "The system is so easy to use that I didn't need the documentation". "It's fun, challenging, and educational, and for playability and ease of use it is nothing short of spectacular."

### New York Times Says . . .

Erik Sandberg-Diment of the New York Times states "really useful and instructive item ... Tanya, our 10 year old beginner quickly caught the spirit of matching the dance of her fingers to the measured metronome." "One piece of educational software that, unlike most of its kinfolk, actually delivers. These software-hardware combinations offer a lot of entertainment to the Commodore owner."

### RUN Magazine Says . . .

Tom Benford of RUN notes "Whenever a selection of products of the same genre is available, one among the bunch rises head and shoulders above the rest. Such is the case with Melodian ConcertMaster keyboard and software. The combined features of RhythmMaster and ConcertMaster give you a complete music tutorial."

### Satisfaction Guaranteed When You Buy Direct

By selling directly to you, we are able to give you the Melodian Keyboard and Software at far lower prices than ever offered before. You take no risk. **If the Melodian keyboard or any of the programs don't please you, for any reason whatsoever, send it back within 60 days for a full refund!**

CREDIT CARD ORDERS, CALL TOLL-FREE

**800-327-4566**

IN FLORIDA, **800-351-8777**





# Melodian Musical Keyboard

kb-01 **\$99.95**

## Keyboard

40 Keys (A-C) in professional gauge spring loaded to give the feel and response of a real keyboard instrument. Polyphonic.

## Registers (with ConcertMaster)

Organ, Trumpet, Flute, Clarinet, Piano, Harpsicord, Violin, Cello, Bass, Banjo, Mandolin, Calliope, Concertino, Bagpipe, Synthesizer 1, Synthesizer 2, Clavier 1, Clavier 2, which can be played over a 7 octave range. Programmable sounds as well.

## Recording (with ConcertMaster)

Three track sequencer (recorder) with overdubbing and multitimbral (different instrument sounds at the same time) effects.

## Interface

Built in interface for Commodore 64, Commodore 128, plugs right in to joystick port no. 2 and user port.

## Power Supply

Powered direct by the computer, no batteries and cords required.

## Finish

Table Model in white high-impact material, with carrying handle, protective key cover, and built in music stand. Size 29 -1/8 X 9-9/16 X 3-11/16, weighs 9 pounds.

# Melodian ScoreMaster

sm-01 **\$29.95**

With the ScoreMaster program your music can be printed out in music notation, which other musicians can read and play. Any music recorded with the ConcertMaster program can be printed by ScoreMaster.

## ScoreMaster Requires:

- Commodore 64 or Commodore 128 with disk drive and printer compatible with the Commodore graphics mode such as the Commodore MPS 803, 1515, and 1525.
- Melodian ConcertMaster program.

# RhythmMaster Software

rm-01 **\$29.95**



RhythmMaster teaches a beginner how to read music and play it correctly and in rhythm on the musical keyboard.

RhythmMaster will have you reading and playing musical notes in minutes with fun and excitement.

## RhythmMaster Features:

- Trumpet, organ, violin, and synthesizer instrument sounds.
- Built in metronome.
- Pause/Play control.
- Set-up menu for customizing RhythmMaster.

## RhythmMaster Teaches:

- How to read notes on the treble and bass musical staves.
- The names of the notes.
- Where the notes are on the keyboard.
- How to play whole notes, half notes, quarter notes, eighth notes and sixteenth notes in combinations, in both 3/4 and 4/4 time.
- How to play in different tempos.

## RhythmMaster Requires:

- Commodore 64 or Commodore 128 with disk drive.
- Melodian Musical Keyboard kb-01 is required to study the reading and playing of musical notes. However, RhythmMaster can be used without the Melodian Musical Keyboard to study rhythm, by playing the notes on the computer keyboard.

# Programmer's Tool Kit

pt-01 **\$29.95**

Contains programs, and BASIC source listings for reading the Melodian Musical Keyboard, and for reading and creating music files for Melodian ConcertMaster.

# ConcertMaster Software

cm-01 **\$29.95**



ConcertMaster teaches how a composition is put together, note by note, instrument by instrument. You learn to play 35 pre-recorded songs from Bach to Rock. Then you can compose your own songs and record them right onto your floppy disk.

## ConcertMaster Teaches:

- Scales
- Bass lines
- Familiar Beginner Songs such as "Jingle Bells"
- Easy classical songs such as "Bach Minuet" and Ravel's "Bolero"
- Advanced classics like "A Midsummer's Night Dream" by Mendelssohn
- Popular hits such as "Thriller"

## Instruments Sounds

Organ, Trumpet, Flute, Clarinet, Piano, Harpsicord, Violin, Cello, Bass, Banjo, Mandolin, Calliope, Concertino, Bagpipe, Synthesizer 1, Synthesizer 2, Clavier 1, Clavier 2, which can be played over a 7 octave range. Programmable sounds as well.

## Recording Functions:

Three track sequencer (recorder) with overdubbing and multitimbral (different instrument sounds at the same time) effects. Each track can be set to one of seven different functions:

- **Monitor:** Lets you use a track to play music live, without recording it.
- **Record:** Records a track as you play.
- **Playback:** Lets you hear whatever has been recorded or loaded into the track. You may playback one track while recording another to build layers of instruments.
- **Mute:** Turns a track off. This is useful when you want to listen to or record one or two tracks at a time.
- **Save:** Stores a track to the disk.
- **Load:** Loads a track from the disk.
- **Protect:** Write protects a track.


## Create New Instrument Sounds

- Choose from pulse, sawtooth, triangle and noise sound sources.
- Control the sound envelope with attack, decay, sustain, and release times.
- Ring Modulation and Synchronization effects.
- Set Low pass, band pass, and high pass filter frequencies.

## ConcertMaster Requires:

- Commodore 64 or Commodore 128 with disk drive.
- Melodian Musical Keyboard kb-01 is required to study the reading and playing of musical notes. However, ConcertMaster can be used without the Melodian Musical Keyboard to playback the recorded musical examples, record music played on the computer keyboard, and to create new instrument sounds.

**For our International customers:**  
Please send credit card number or international money order in U.S. dollars, or call **305-979-3777**. For Canada and Mexico, add \$15.00 for air mail. Overseas add \$16.00 for surface mail, and \$70.00 for air mail.



The new, fast way to learn, play and compose music.

**TO ORDER BY MAIL:** Fill out coupon, enclose certified check, money order or credit information and mail to P.O. Box 8857, Ft. Lauderdale, FL 33310

### PLEASE SEND ME:

- Melodian Keyboard \$99.95
- RhythmMaster \$29.95
- ConcertMaster \$29.95
- ScoreMaster \$29.95
- Programmer's Tool Kit \$29.95

Add \$5.00 Shipping per keyboard.

Amount (FL 5% tax) \_\_\_\_\_

Payment: AMEX, VISA, MC, BankDraft, Check

Credit Card Expir. Date \_\_\_\_\_

Card #: \_\_\_\_\_



### Recordings:

- Christmas Carols \$12.95
- Nutcracker Suite \$12.95
- Bach's Hits \$12.95
- Classical Favorites \$12.95
- Demonstration Disk \$9.95

Name \_\_\_\_\_

Shipping Address \_\_\_\_\_

City \_\_\_\_\_

State \_\_\_\_\_ Zip \_\_\_\_\_

Telephone \_\_\_\_\_

COD's and Purchase Orders WILL NOT be accepted by Melodian. Florida residents add 5% sales tax. Please allow one week for delivery.



COMPUTERS		
C-64		\$139.95
C-128		275.95

MODEMS		
1064	\$54.95	Team Modem 210.95
Westridge	59.95	1670 185.95
Mitey Mo	56.95	Compuserve 17.95
Master Modem	49.95	Tele Learning 39.95

PRINTERS		
LX90 / tractor/Atari interface	EPSON	\$235.00
LX90 / Tractor/IBM interface		235.00
Comrex 220 Atari/Commodore		99.00
HS80 Letterjet		319.00
RX80	\$209.00	RX100 329.00
JX80	449.00	FX85 332.00
FX185	455.00	LX80 211.00
LQ1500 (PAR)	950.00	LQ1500 (SER) 999.00
SG10	\$210.95	1091 PANASONIC \$231.95
SG10C	235.00	1092 369.00
SG15	369.00	1093 425.00
SD10	321.95	3151 425.00
SD15	441.00	
SR10	469.00	
SR15	582.00	
PowerType	299.95	
MSP10	\$275.00	
MSP15	439.00	
MSP20	439.00	
MSP25	549.00	
Printer Ribbons - Dust Covers Available		
	808 / NLO	\$149.95
	1080	199.95
	1380	259.95
	1385	295.00

PAPER	
White 20 LB	
2500 Shts Laz. Edge	\$24.95
1000 Shts Laz. Edge	14.95
500 Shts Laz. Edge	9.95
ASSORTED PASTELS	
2500 Shts Laz. Edge	\$24.95
1000 Shts Laz. Edge	24.95
500 Shts Laz. Edge	14.95
Making Labels 1000 QTY	9.95

SOFTWARE	
Print Shop	\$27.50
Graphics Library I.	17.50
Graphics Library II.	17.50
Synfile	31.95
Syncalc	31.95
Home Accountant	43.00
Tax Advantage	35.95
Paperclip	45.95
Paperclip/Spell	57.95
Consultant	45.95
Homepak	41.95
Jane	32.95
Word Pro 128	65.95
Word Writer 128	49.95

INTERFACES	
PPI	\$39.95
G-Wiz	48.95
Tymac Connection	54.95
Xetec/8k buffer	64.95

MONITORS	
TEKNIKA	
MJ-10	\$178.95
MJ-22	254.95
COMMODORE	
1802	\$185.95
1901	CALL
1902	259.95
ATARI	
SM124	\$174.95
SC1224	335.95
ZENITH	
ZVM 122	\$74.95
ZVM 123	74.95
NEC	
1205	\$125.00
1260	79.95
1201	99.95
AMDEK	
300G	\$117.00
300A	127.00
310A	145.00
Color 300	175.95
Color 500	339.95
Color 600	399.00
Color 700	469.00
Color 710	539.00
SYLVANIA	
13" Color TV/RGB	\$325.00
20" Color TV/RGB	CALL
SAMSUNG	
TTLA	\$95.00
TTLG	89.95
SAKATA	
SC100	\$179.00

DISK DRIVES	
Indus GT.	\$229.00
1541	165.95
1571	249.95
1572	375.95
MSD Dual	459.95
Enhancer 2000	175.95

"5 1/4" DISKETTES	
BONUS	
SS/DD	\$ 9.50
DS/DD	13.50
MAXELL	
MD1	\$15.95
MD2	19.95
MEMOREX	
SS/DD	\$12.50
DS/DD	16.50
FF50/20SS/DD	\$34.95
FF50/20DS/DD	40.95
NO LABEL	
With Pen and Flip-n-File Case	
SS/DD	\$10.50
DS/DD	16.50
All Brands Carry Lifetime Warranty	

"Where Prices are Born, Not Raised."

# WHITE HOUSE COMPUTER

P.O. Box 4025, Williamsport, PA 17701

**CALL TOLL FREE**  
**1-800-351-3442**  
 IN PA CALL 1-717-322-7700

Hours: Monday Thru Friday  
 9 a.m. - 6 p.m.

AMERICAN EXPRESS 5%

**APROSPAND-64™** Gives your Commodore 64 or 128 full expandability! This superbly designed expansion module plugs into the expansion port & gives you 4 switchable (singly or in any combination) expansion connectors - plus fuse protection - plus a reset button! Before you buy an expander, be sure that it has a fuse to protect your computer and that you can activate your cartridges in ANY combination allowed by the cartridges.

Fully C-128 Compatible!



The Original

**Reduced to ONLY \$29.95**

**Commodore Interfaces and Accessories**


ParallAX-CD Parallel Printer Interface for use with all Commodore incl. SX-64 (except PET).....	\$59.95
DSI PPI Printer Interface with Graphics.....	\$44.95
Cardprint G-WIZ Printer Interface.....	\$48.95
Cardprint +G Printer Interface.....	\$39.95
TH002 300 Baud Direct Connect Modem.....	\$35.00
RAMAX-VIC-20 2 Slot Expander w/27K RAM.....	\$59.95
RAMAX Kit. RAMAX without RAM.....	\$24.95

Add Shipping Per Item: \$3.00 Cont. U.S. \$6.00 CAN, Mex, PR, HI, AK, UPS Blue

**APROTEK**  
 1071-A Avenida Acaso, Camarillo, CA 93010  
 CALL OUR TOLL FREE ORDER LINES TODAY:  
 1-(800) 962-5800 USA or 1-(800) 962-3800 CALIFORNIA  
 TECHNICAL INFORMATION: 1-(805) 987-2454  
 All Products have 2 Week Satisfaction or Money Back Guarantee

CA Res. Add 6% Tax  
 Listed are cash prices.  
 Visa or MC add 3%

**DEALER INQUIRIES INVITED**



**Serial Box™**  
 64K SERIAL PORT BUFFER  
 FOR THE COMMODORE  
 C-64 C-128 VIC-20

R. J. Brachman Associates, Inc.  
 P.O. BOX 1077 • HAVERTOWN, PA 19083  
 1-800-228-7264 (215) 622-5495

**R. J. Brachman Associates, Inc.**  
 P.O. BOX 1077 • HAVERTOWN, PA 19083  
 Please add \$3.00 for shipping and handling (USA and Canada)  
 VISA, MC, Check or Money Orders accepted. C.O.D. add \$2.50.  
 PA residents add 6% PLEASE ALLOW 4 TO 6 WEEKS FOR DELIVERY  
 \*Flexi-draw is a registered trademark of Inwell Systems. Koala Painter is a registered trademark of Koala Technologies Corp. \*C-64, C-128 & VIC-20 are registered trademarks of Commodore Business Machines, Ltd.

SEE YOUR DEALER OR CALL: 1-800-228-7264 FOR ORDERS AND INFORMATION  
 IN PENNSYLVANIA CALL (215) 622-5495 OR WRITE:

The Serial Box™ lets you compute while your printer prints. Imagine downloading a bit-mapped screen such as Flexi-draw or Koala Painter in 27 seconds! You can dump 15 pages of text or a 35-page BASIC listing in 2 1/2 minutes. Oh yes, The Serial Box™ can even skip over perforations.

**Serial Box™** is an intelligent 64K Serial Port Print buffer that works with ALL Commodore printers & ALL serial printer interfaces! ... and for ONLY \$74.95 + Shipping



# SNAPSHOT 64

SNAPSHOT 64 is a unique and exciting utility that virtually takes a picture of your computer's memory. SNAPSHOT 64 then saves that 'snapshot' to disk and automatically creates an auto-boot loader for the program. Once saved to disk the program may be restarted at the exact same point at which it was interrupted!!!

SNAPSHOT 64 is the perfect answer for those looking for the ultimate backup utility. Think of it, being able to stop most any program after the protection check and then being able to resume the program at the same point, totally bypassing the protection check.

• **MOST EFFECTIVE UTILITY OF ITS KIND - EVEN MORE EFFECTIVE THAN THOSE UTILITIES THAT CLAIM TO "COPY ALL MEMORY-RESIDENT SOFTWARE"**

• **INVISIBLE TO SOFTWARE - CANNOT BE DETECTED**

• **SNAPSHOT FILES RUN BY THEMSELVES - THE BACKUP COPY WILL RUN AS-IS, WITHOUT THE SNAPSHOT CARTRIDGE**

• **WORKS MUCH FASTER THAN OTHER SIMILAR UTILITIES**

• **EASY TO USE - NO COMPLICATED INSTRUCTIONS - EVEN A CHILD CAN DO IT**

• **SNAPSHOT FILES ARE COMPATIBLE WITH FAST LOAD UTILITIES**

• **SNAPSHOT FILES WILL LOAD FROM ALL COMMODORE COMPATIBLE DISK DRIVES**

• **STORE MANY DIFFERENT SNAPSHOTed FILES ON A SINGLE DISK**

• **FULLY SELF-CONTAINED ON CARTRIDGE - NO DISK TO HASSLE WITH**

• **EXCLUSIVE FEATURE: THE CODE INSPECTOR - ALLOWS MOST PROGRAMS TO BE STOPPED, EXAMINED, MODIFIED AND RESUMED WHILE STILL IN MEMORY!!**

• **NO PARAMETERS NEEDED - AS OFTEN REQUIRED BY OTHER UTILITIES**


• **COMPLETE AND THOROUGH MANUAL IS INCLUDED**

• **SOLD FOR ARCHIVAL PURPOSES ONLY**

• **RAVE REVIEWS IN: INFO 64, MIDNIGHT GAZETTE & PROGRAM PROTECTION NEWSLETTER**

## SNAPSHOT 64™

**\$49.95 + \$3.50 SHIPPING**

 is a registered trademark of Commodore Business Machines, Inc.



## Who needs this?

**When you can solve disk drive alignment problems in 60 minutes with the CSM program.**

**Disk drive alignment problems?  
Drive out of alignment again?  
Tired of waiting two weeks or more to get your drive fixed??**

### WE HAVE THE ANSWER !!

With the 1541 DISK DRIVE ALIGNMENT PROGRAM you can align the drive yourself in an hour or so. Not only that, you can do it at home AND no special equipment is required. Anyone with average mechanical skills can do it!!

**1541 DISK DRIVE ALIGNMENT PROGRAM - VERSION 2.0 - \$44.95 plus shipping**

### CARTRIDGE BACKER V2.0

IMPROVED AND UPDATED!!

The best cartridge - to disk backup system is now even better. The software has been enhanced to back up many more cartridges and disk programs. Cartridges will run from the disk as-is and do not require any ROM or RAM expansion boards. VERSION 2.0 software update is available to ALL prior purchasers of CARTRIDGE BACKER and CARTRIDGE CRACKER (from BEAR).

Complete system (includes software and expansion board) -

**\$54.95 plus shipping**

Software update only (call for details) -

**\$14.00 plus shipping**

### PROGRAM PROTECTION MANUAL FOR THE C-64 VOLUME II

Not just a third edition - a new and up-to-date manual covering the latest advances in program protection. Over 275 pages of valuable information. Topics include:

- ENCRYPTION AND DECRYPTION
- UNDOCUMENTED OPCODES
- GCR RECORDING
- CUSTOM DOS ROUTINES
- CARTRIDGES AND EPROMS
- PROTECTING YOUR OWN SOFTWARE
- TIPS FROM EXPERTS ON PROTECTION, BACKUP & MORE
- DISK INCLUDED

**\$34.95 plus shipping**

Read What Compute!'s Gazette had to say. (Oct., 1984)

"... with 1541 Disk Drive Alignment from CSM Software, you can fix it [the disk drive] yourself in an hour or so and the program will pay for itself the first time you use it... No technical expertise is required to accomplish the alignment procedures, and the manual accompanying the program thoroughly describes the procedures."

### ★ ★ NEW PRODUCT ★ ★

### EPROM PROGRAMMERS HANDBOOK

Finally, a reference book written for the average user. Until now EPROM programming was simply too difficult for most people. The EPROM PROGRAMMERS HANDBOOK will take the mystery out of putting your favorite programs on cartridge. Learn to create your own cartridges and customize your computer and disk drive. Discover the power of programming your own EPROMs.

- Covers beginning thru advanced topics.
- Simplifies EPROM programming so that anyone can do it.
- Perfect companion for the PROMENADE and other EPROM programmers.
- Create your own auto-start cartridges, custom KERNAL, modified DOS and specialized EPROMs.
- Put many programs on a single cartridge with MENU-MAKER.
- Disk includes ready-to-use routines and helpful utilities.

**\$32.95 plus shipping**

### PROGRAM PROTECTION MANUAL FOR THE C-64 VOLUME I

- A MUST FOR BEGINNERS
- THE PERFECT INTRODUCTION TO PROGRAM PROTECTION
- DISK INCLUDED

**\$29.95 plus shipping**

VISA AND MASTERCARD ACCEPTED

Shipping \$3.50 per item in U.S.; foreign orders extra



Available through your local software dealer or call:

## CSM SOFTWARE, INC.

POST OFFICE BOX 563, CROWN POINT IN. 46307, PHONE (219) 663-4335



## FOR COMMODORE 128 AND C-64 OWNERS ONLY:

This is just 1 of 15 pages of the newest and biggest Skyles catalog, hot off the press.

We know you'll want this page, in its full 8 1/2 x 11 splendor, and another 14 pages of peripherals, software and books that will make your Commodore 128 or C-64 computer even nicer to live with.

So, if we missed sending you your very own copy within the last few weeks, call us at (800) 227-9998, unless you live in California, in which case call (415) 965-1735.



**Skyles Electric Works**  
231E South Whisman Road  
Mountain View, CA 94041

From Skyles Electric Works, the oldest and largest professional specialists in the business.

### QUICKSILVER™

Is the fastest IEEE-488 interface available for the Commodore 64. How fast? As fast as the external IEEE-488 device will allow. For example, a program or file will load over four times faster from a Commodore 4040 or 8050 disk drive as compared to a 1541 disk drive. QUICKSILVER loads 5 times faster than a serial MSD drive. When used with printers speed is only limited by the printer.

QUICKSILVER is transparent. QUICKSILVER does not occupy any program memory. Almost all programs are completely compatible with QUICKSILVER. A word of caution, some IEEE-488 drives have different formats, and 1541 formatted disks are not going to load. Some programs protect the disk by writing information in the 1541 disk memory. These programs will not work with QUICKSILVER. However, for most uses QUICKSILVER is transparent. Simply plug into the cartridge port. QUICKSILVER, C-128 Cartridge uses IEEE device within 2 meter



IEEE cable. Easy to select which device numbers you want QUICKSILVER to interface to the IEEE bus. Easy to use with almost all programs. Easy to buy, at an amazingly low price, from Skyles Electric Works or your local dealer.

QUICKSILVER, C-128 Cartridge ..... \$129.95  
QUICKSILVER, C-64 Cartridge ..... 129.95

FALL SALE  
99.95  
99.95

#### BETTER KEYBOARD UTILITY.

A simply elegant solution—blank "Cheat Sheets" give you the keyboard commands you need, instantly, for any program.

A pack of 12 cards die cut to fit your keyboard. Ready for YOU TO FILL IN. Have all of your program commands right where you want them... on your keyboard. Order a couple of packs today.

set of 12 custom die cut sheets **\$12.95** set of 24 custom die cut sheets **\$19.95**



FOR AMIGA OR C-64

#### BETTER DUST PROTECTION FOR AMIGA, VIC & C-64

Choose an attractive stat-free cover for your keyboard, monitor or complete system.

Deluxe covers are custom-fitted to each element of your Commodore, and are sewn, not glued with a special dust proof, tightly woven fabric. Neutral color fits beautifully in any office or home. Available for Amiga: monitor and system unit cover (\$17.95), Amiga monitor only (\$12.95), Amiga system unit only (\$12.95). Available for C-64: computer cover (\$10.95), monitor cover (\$12.95), 1541 disk drive cover (\$9.95), data-set cover (\$7.95). Printer covers (specify type and size) \$14.95.



FOR AMIGA OR C-64

#### We Can Solve All Your Commodore Color Problems

Unique Problem Solvers for Older Commodores (with 5 Pin Monitor Din Plug).

The Interference Stopper installs in minutes with two simple solder connections. Absolutely stops 90% of the RF interference. **\$15.95**

The Color Sharpener... Use if your "old 64" is hooked up to a TV. Just plug into the monitor plug, and the color and contrast immediately improve. **\$18.95**

The NEW Color Sharpener CABLE... Use if your "old 64" is hooked up to a monitor. A new 2 prong cable, with a Color Sharpener built in for your monitor. **\$24.95**

The Monitor "Improve"... If you have a Commodore 1701 monitor, this cable (3 prong gives you a picture you won't believe. Better than the cable Commodore built. (Also hooks your "old 64" to the 1702). **\$24.95**

#### RESET SWITCHES

2 Versions for Every Need

At last, the "needed" switch for Vic-20 and Commodore. Commodore left out a reset switch. Our switches will return control to you every time.

Version 1—Install it Yourself. Requires two simple solder connections, and drill a small hole. Works great. **\$9.95**

Version 2—Use in any Commodore Application. A special buffered flow-thru version, that simply plugs in and provides your computer with a serial port and a reset switch. The ultimate in versatility, convenience and simple installation. No soldering. **\$21.95**

#### Order Today!

Please send me the following: (Please describe fully. Send U.S. funds only.)


Your satisfaction guaranteed or your purchase price refunded.

Qty.	Item	Price	SHIP TO:
		\$	Name _____
		\$	Address _____
		\$	City _____
		\$	State/Zip _____
Total for Merchandise			
Shipping and Handling (foreign orders add \$5.00) \$ 2.50			
5% State Tax (WI Residents only) \$ _____			
<b>TOTAL ENCLOSED</b> \$ _____			
Please charge to <input type="checkbox"/> MasterCard <input type="checkbox"/> VISA			
Number _____			
Expires _____			

Mail to:  
**Bytes & Pieces, Inc.**  
 550 N. 68th St.  
 Wauwatosa, WI 53213/(414) 257-1214

## Nashua™

Limited lifetime warranty. Ten-packed in boxes with write protect tabs, labels.



	50+	100+	
5 1/4" SS/DD	88¢	85¢	
5 1/4" DS/DD	99¢	96¢	

	250+	500+	Packaged in quantities of 50, sold in quantities of 250 only.
5 1/4" SS/DD	54¢	53¢	
5 1/4" DS/DD	68¢	64¢	

## SONY 3 1/2" SS Disks

<b>\$1.95</b>	<b>\$1.89</b>	<b>\$1.85</b>
each,	each,	each,
Qty. 20	Qty. 50	Qty. 100



#### RIBBONS (sold in sixes only)

Apple Imagewriters  
Black ..... \$3.45 each  
Rainbow Color 6-pack (red, green, yellow, blue, purple, brown) ..... \$4.75 each

#### ROLLTOP FILES

3 1/2" rolltop, holds 55 ..... \$17.49  
5 1/4" rolltop, holds 120 ..... \$24.99  
Include labels, dividers, anti-skid feet.



#### CALL TOLL FREE 1 800 USA-FLEX

In Illinois 1 (312) 351-9700 7 to 7 Central Time  
10 to 3 Saturdays

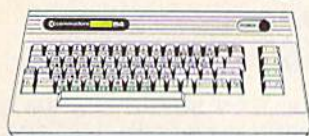
## USA FLEX

135 N. Brandon Drive Glendale Heights, IL 60139

Shipping/handling additional. Minimum order \$50.00 Visa, MasterCard and Prepaid orders accepted. Corporations rated 3A2 or better and government accounts are accepted on a net 30 basis. C.O.D. orders add an additional \$5.00 special handling charge. APO, FPO, AK, HI & PR orders add an additional 5% to the total order amount to cover PAL and insurance. No sales tax outside of Illinois.

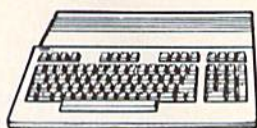


## Commodore 64



**\$13900**

## Commodore 128



**\$27900**

## DRIVES



CBM1541.....	\$17900
CBM1571.....	\$23900
MSD-1.....	\$21900
MSD-2.....	\$45900
INDUS-GT.....	\$22900

## MODEMS



Anchor Volksmodem..	\$5999
Telelearning 400.....	\$3999
CBM 1660 (C-64).....	\$5999
CBM 1670 (C-128)..	\$17900

## PRINTERS



COMREX CR-220.....	\$8999
EPSON LX-90.....	\$17900
OKIDATA Okimate 10	\$19900
STAR SG10C.....	\$21900
PANASONIC 1080..	\$19900
C.ITOH 7500 AP....	\$19900



## COLOR MONITORS

- COMMODORE 1802
- AMDEK COLOR 300
- NEC COLOR 1225

YOUR CHOICE **\$16900** ea

## JOYSTICKS

### WICO

- Bat Handle
- The Boss
- Power Grip
- 12 ft. extension cord



YOUR CHOICE **\$1299** each

## SPECTRAVIDEO

Quickshot 1.....	\$499
------------------	-------

## INTERFACES

CARDCO G-WHIZ.....	\$4999
CARDCO S'MORE.....	\$4999
Digital Devices U-Print C.	\$4499
Orange Micro Grappler CD	\$9999
Tymac "The Connection"	\$4999

## DISKETTES

MAXELL MD1.....	\$1499
NASHUA SS/DD.....	\$999
ELEPHANT SS/DD....	\$1399

AMARAY  
DISK TUBS  
**\$999**



## BATTERIES INCLUDED

Paperclip 64/128.....	\$2999
Paperclip/Spell Pak.....	\$4999
Spell Pak.....	\$2999
The Consultant.....	\$3899
HomePak.....	\$3299

## BRODERBUND

The Print Shop.....	\$2999
Graphics Library 1/2.....	\$1499
The Music Shop.....	\$2999
Bank Street Writer.....	\$3999

## COMMODORE

Jane-integrated.....	\$3999
----------------------	--------

## DESIGN WARE

Creative Creator.....	\$999
Spell-A-Hazam.....	\$999
Crypto-Cube.....	\$999

## SOFTWARE

### DATA SOFT

Moon Shuttle.....	\$599
Pooyan.....	\$599
O'Riley's Mine.....	\$599

### EPYX

Greatest Baseball.....	\$499
------------------------	-------

### HES

Multiplan.....	\$1999
Omniwriter.....	\$1999
Benji Space Rescue.....	\$399
HES Games/Olympics.....	\$399
Graphics Basic.....	\$399

### Professional Software

Fleet Systems II C128/64....	\$4999
Trivia Fever.....	\$1999

## PFS

File.....	\$4999
-----------	--------

## SPRINGBOARD

The News Room.....	\$3499
--------------------	--------

## SUBLOGIC

Flight Simulator II.....	\$3799
--------------------------	--------

## SPINNAKER

Rhymes & Riddles.....	\$999
Alf Cocor Caves.....	\$799
Bubble Burst.....	\$999
Snooper Trooper's.....	\$999

## SYNAPSE

Pharaoh's Curse.....	\$499
Protector.....	\$499
Sentinel.....	\$499

**EDUCATIONAL INSTITUTIONS CALL TOLL-FREE 1-800-221-4283**

# COMPUTER MAIL ORDER

**CALL TOLL-FREE 1-800-233-8950**

477 East Third Street, Dept. A402, Williamsport, PA 17701

**SHIPPING:** Add 3%, minimum \$7.00 shipping and handling on all orders. Larger shipments may require additional charges. All items subject to availability and price change. Returned shipments may be subject to restocking fee.

## CANADIAN ORDERS

All prices shown are for U.S.A. orders. Call the Canadian Office for Can. prices.



1-800-268-3974  
Ontario/Quebec

1-800-268-4559  
Other Provinces

1-416-828-0866  
In Toronto



Telex: 06-218960  
2505 Dunwin Drive,  
Mississauga, Ontario  
Canada L5L1T1



## STAR-TECH SOFTWARE

proudly presents the most revolutionary new Modem utilities ever.



**XAVIAN TERM**  
by  
**LEXAS**  
formally MULTI-TERM  
by  
**JOHN WATSON**

The first revolutionary terminal program ever to allow UPLOADING and DOWNLOADING of individual blocks, not just file for file. Do the entire disk from track 1 to track 36. Even send multiple files. And here is what all COMMODORE 64 owners have wanted. "UPLOAD AND DOWNLOAD AT THE SAME TIME ON THE VERY SAME DRIVE." ALL YOU NEED IS ONLY ONE 64, ONE MODEM, AND ONE DRIVE. It does not slow down, in fact would decrease time spent uploading and then downloading by half. Just perfect for the long distance caller.

We call it "CROSS SECTION PROTOCOL." But we didn't stop there. We devised the fastest protocol to date, it's name is "XAVIAN". It's like having 1200 baud on a 300 baud modem, and 3000 baud on the new 1670.

The CROSS SECTION and WATSON protocols incorporates XAVIAN so it is even faster yet.

Here are more extra features: It has high-lighted menu's, windows, full disk functions, full color and graphics, and full modem parameter manipulation, including variable baud rates from 40-1800 push the protocols even faster.

It supports the following protocols: PUNTER, WATSON, XAVIAN, and of course CROSS SECTION!!

THIS IS THE MOST REVOLUTIONARY NEW TERMINAL PROGRAM TO HIT THE MARKET SINCE COMMODORE WAS FIRST BORN.

**FOR ONLY \$39.95**

**XAVIAN BBS**  
by  
**LEXAS**

THIS MULTI-FEATURE BULLETIN BOARD SYSTEM is unique and different, you construct your own. YOU CAN HAVE UP TO 999 USERS with full statistics.

HAVE UP TO 7 DRIVES online... even dual drives.

FULL SYSOP CONTROL both directly and in remote mode, a sysop can control virtually all high access data and parameters.

It supports, XAVIAN protocol, the fastest protocol ever, PUNTER protocol the most widely spread protocol in the United States.

Other features included are: Optional download credit system, support of all popular modems, multitude of menus, sub-menus, functions, text, etc. all totally definable by you. It is like a Bulletin Board LANGUAGE.

EVERY MODEM OWNER SHOULD OWN XAVIAN BBS.

A MUST  
at  
**\$39.95**

PROTOCOL = The type of transfer code used.  
punter protocol by steve punter  
commodore and commodore 64 is a  
trademark of the  
commodore business machines inc.

If you would like to receive a free 256k AMIGA, suggested retail value \$1,200, then just be our 1000th customer.

For all orders please add \$5.00 shipping and handling or \$7.00 for c.o.d.

ALL TEXAS RESIDENTS ADD STATE & LOCAL SALES TAX.

SEND ALL CHECKS AND MONEY ORDERS TO:

### STAR-TECH SOFTWARE

8606 STANDING ROCK, SAN ANTONIO, TEXAS 78242

Or for more information call (512) 623-7197, after 8 p.m. - 9 a.m. CST. Call same number for our online ordering/information bbs.

SATISFACTION GUARANTEED OR MONEY BACK

## 1985 TAX RETURN HELPER

Fast and easy income tax preparation

- This is the 5th annual edition - thousands of repeat customers
- Includes Form 1040, Schedules A, B, C, D, E, G, SE, W, Forms 2106, 2441 and 4562
- Enter and modify data on a screen copy of the form.
- Works like a spreadsheet - all the lines affected by a change are instantly updated.
- Automatic tax computation.
- Data can be saved on disk and updated.
- Also included:

### TAX DBASE

A data base program to create and maintain files of tax related items (medical, car expenses, etc.) that can be used directly by the tax programs.

- Can be used all year round. Also good for many other accounting jobs (checkbook balancing, etc.)

Price is tax deductible. C64 disk: \$33 (+ \$1.50 S&H)

PROFESSIONAL VERSION - also prints data on IRS forms: \$45 (+ \$1.50 S&H)

Previous customers prices: \$22 and \$30 for pro-version (+ \$1.50 S&H)

### KSOFT CO.

845 WELLNER RD.  
NAPERVILLE, IL 60540  
(312) 961-1250



Dealer inquiries welcome.



WIBBLES  
WIBBLES  
THE

THE  
MIRROR

WIBBLES  
DISK COPIER  
**\$24.95**

NO FINER OR MORE ADVANCED ARCHIVAL COPIER AVAILABLE AT ANY PRICE.

EASY TO USE. DOES NOT CAUSE DRIVE HEAD TO KNOCK.  
COPIES UP TO 41 TRACKS.

PERIODIC UPDATE POLICY.

AUTOMATICALLY MAKES BACK-UP COPIES FROM VIRTUALLY ALL PROTECTED SOFTWARE.

NIBBLES, HALF TRACKS, COPIES EXTRA SECTORS AND EXTRA TRACKS. REPRODUCES ALL DISK ERRORS AUTOMATICALLY.

FAST, COPIES FULL DISK IN AS LITTLE AS 4-7 MINS. EVEN COPIES ITSELF.

WE COPY MORE!

MASTERCARD, VISA, M.O. OR CHECK OK  
+ \$3 SHIPPING & HANDLING

C.O.D. OR FOREIGN ORDERS ADD \$2  
CALIF. ORDERS ADD 6% SALES TAX

— WRITE OR CALL —

**CompuMed**

(408) 758-2436  
P.O. BOX 6427  
SALINAS, CA 93912  
FOR COMMODORE 64 AND 1541 DRIVE







# DISCOUNT SOFTWARE

**ABBY'S SUPER BUY!!**

**LEGEND 808  
PRINTER  
WITH XETEC INTERFACE**

**\$189<sup>95</sup>**

**WE CARRY A FULL LINE OF PANASONIC, STAR, EPSON, OKIDATA AND LEGEND PRINTERS. CALL FOR CURRENT PRICES.**

### MINDSCAPE

Show Director	.....	\$29
Perfect Score: SAT	.....	\$54
Crossword Magic	.....	\$39
Keyboard Cadet	.....	\$29
Bank St. Music Writer	.....	\$39
Color Me: The Computer Coloring Kit	.....	\$24
To Use With Color Me:		
Hugga Bunch	.....	\$ 8
Rainbow Brite	.....	\$ 8
Shirt Tales	.....	\$ 8
Supply Box	.....	\$ 8
Tinka's Mazes	.....	\$19
Tinka's Adventure	.....	\$19
Tonk in the Land of Buddy-Bots	.....	\$19
Halley Project	.....	\$29

### AMIGA SOFTWARE

Winter Games	.....	CALL
Ball Blazer	.....	CALL
Return to Atlantis	.....	\$24
One on One	.....	\$28
Seven Cities of Gold	.....	\$28
Skyfox	.....	\$28
Archon	.....	\$28
Hacker	.....	\$29
Mindshadow	.....	\$29
Enable	.....	CALL
Enable/Write	.....	CALL
Enable/Calc	.....	CALL
Enable/Data Base	.....	CALL

### BATTERIES INCLUDED C-64 & C-128

Paperclip C-128	.....	\$44
Consultant C-128	.....	\$59
Paperclip/Speller C-64	.....	\$85
Homepak C-64	.....	\$37
Cal Kit C-64	.....	\$39

### CBS SOFTWARE

Success w/Algebra Series	.....	ea. \$26
Success w/Math Series	.....	ea. \$19
The Body in Focus	.....	\$30
Dream House	.....	\$30

### HARDWARE

1670 Modem	.....	CALL
C-128 Computer	.....	CALL
1571 Disk Drive	.....	CALL
1572 Dual Drive	.....	CALL
1902 Monitor	.....	CALL
Toshiba 5400 VCR	.....	\$399
Toshiba 5000 VCR	.....	\$299

### ACCESSORIES

Disk Notcher	.....	\$ 5
Ribbon Cartridge For Okimate 10	.....	\$ 6
128 K Upgrade for C-128	.....	CALL
384 K Upgrade for C-128	.....	CALL
Covers for All Computers & Accessories	.....	\$8 & Up
G-WIZ Interface	.....	\$55
Datech (Box of 10)	.....	\$10
U Print Interface	.....	\$79
Commander 22 Recorder	.....	\$19.95
Receive 3 FREE Tapes		

### SOLID STATE SOFTWARE

Vizastar XL8	.....	\$89
Vizastar C-128	.....	\$99
Vizaword	.....	CALL

### TIMWORKS - C-128

Swiftcalc with Sideways	.....	\$56
Data Manager	.....	\$56
Word Writer	.....	CALL

### THORN EMI SOFTWARE C-128

Perfect Writer	.....	CALL
Perfect Calc	.....	CALL
Perfect Filer	.....	CALL

### CARDCO, INC.

Write Now/64	.....	\$42
Mail Now/64	.....	\$32
Spell Now/64	.....	\$32
File Now/64	.....	\$32
Paint Now/Graph Now/64	.....	\$32
Digitizer Camera w/software	.....	\$179

### BRODERBUND

Karateka	.....	\$22
Print Shop	.....	\$35
Graphic Library I, II, III	.....	ea. \$18
Paper Refill	.....	\$16
Mask of the Sun	.....	\$28
Spelunker	.....	\$22
Stealth	.....	\$22
Serpent's Star	.....	\$28

### TOP HITS

Fleet System II	.....	\$65
B/Graph	.....	\$29
Beach Head II	.....	\$29
CSM 1541 Disk Alignment	.....	\$39
Net Worth	.....	\$71
Star League Football	.....	\$25
Dow Jones	.....	\$27
Compu Serve Starter Kit	.....	\$24
Mindwheel	.....	\$29
Essex	.....	\$33
Brimstone	.....	\$33
Super Bowl Sunday	.....	\$24
Team Disk (for above)	.....	\$15
Micro League Baseball	.....	\$31
Team Disk (for above)	.....	\$16
Bards Tale	.....	\$28
Movie Maker	.....	\$24
Flight Simulator II (D or C)	.....	\$39
Scenery Disks (for above)	.....	ea. \$16
Western U.S. (Disks 1-6)	.....	\$79
Loderunner Rescue	.....	\$23
Fast Hack'em	.....	\$33
Mr. Nibble & MSD version	.....	\$34
Mindprober	.....	\$22
Fontmaster	.....	\$19
Fontmaster II	.....	CALL
Alcazar: The Forgotten Fortress	.....	\$17
Countdown to Shutdown	.....	\$17
Master of the Lamps	.....	\$17
Hacker	.....	\$17
Basic Programming Course	.....	\$19
Karate Champ	.....	\$24
Spy vs. Spy	.....	\$21
Spy vs. Spy II	.....	CALL
Star Rank Boxing	.....	\$25
9 Princes in Amber	.....	\$23
S'More Basic Enhancement	.....	\$49
Tsushima	.....	\$24
Spy Hunter	.....	\$34
Tapper	.....	\$34
Sargon III	.....	\$35
Newsroom	.....	\$39

**We Carry A Complete Line of Software. The Following Is Just a Sample of our Products**

### ABACUS

Ada Training Course	.....	\$33
TAS-64	.....	\$49
Basic-64	.....	\$36
Assembler Monitor-64	.....	\$36
Power-Plan	.....	\$49
Anatomy of the Commodore (Book)	.....	\$18
Anatomy of the Commodore (Disc)	.....	\$14
Anatomy of the 1541 (Book)	.....	\$18
Anatomy of the 1541 (Disc)	.....	\$14
Super Pascal	.....	\$48
Super C Compiler	.....	\$59

### NEW C-128 BOOKS

C-128 Internals	.....	CALL
C-128 Tricks & Tips	.....	CALL
1571 Internals	.....	CALL
CP/M On The C-128	.....	CALL

### DAVIDSON & ASSOCIATES

Math Blaster!	.....	\$34
Word Attack!	.....	\$34
Spell It!	.....	\$34

### MICROPROSE

F-15 Strike Eagle	.....	\$25
Kennedy Approach	.....	\$24
Decision In The Desert	.....	\$25
Crusade In Europe	.....	\$25
Acrojet	.....	\$27
Silent Service	.....	\$27
Gunship	.....	\$27

### EPYX

Ballblazer	.....	\$26
Rescue on Fractulus	.....	\$26
Summer Games II	.....	\$26
Jet Combat Simulator	.....	\$26
World's Greatest Football Game	.....	\$26
Winter Games	.....	\$26
The Eidolon	.....	\$26
Koronis Rift	.....	\$26
Temple of Apshai Trilogy	.....	\$26
Fast Load (R)	.....	\$26

### ARKTRONICS - C-128

Jane Write, Calc & List	.....	\$38
-------------------------	-------	------

### DIGITAL SOLUTIONS

Paperback Writer C-128	.....	\$35
Paperback Writer C-65	.....	\$29

### ELECTRONIC ARTS

Music Construction Set	.....	\$17
Realm of Impossibility	.....	\$17
7 Cities of Gold	.....	\$24
Adv. Construction Kit	.....	\$28
Archon	.....	\$17
Archon II	.....	\$24
Financial Cookbook	.....	\$28
One On One	.....	\$24
Pinball Construction	.....	\$17
Murder/Zinderneuf	.....	\$13
Sky Fox	.....	\$27
Reach For Stars	.....	\$39
Europe Ablaze	.....	\$39
Carriers At War	.....	\$39
Golden Oldies	.....	\$19
Heart of Africa	.....	\$23

### INFOCOM

Deadline	.....	\$29
Enchanter	.....	\$25
Hitch Hiker's Guide to the Galaxy	.....	\$25
Infidel	.....	\$27
Sorcerer	.....	\$27
Witness	.....	\$25
Invisiclues	.....	each \$7
Wishbringer	.....	\$27
ZORK I	.....	\$25
ZORK II & III	.....	\$27
A Mind Forever Voyaging	.....	\$27

### SSI

Kampfgruppe	.....	\$35
Field of Fire	.....	\$24
Operation Market Garden	.....	\$30
Computer Quarterback	.....	\$24
Battle for Normandy	.....	\$24
Broadsides	.....	\$24
Gemstone Warrior	.....	\$22
Wings of War	.....	\$24
Imperium Galactum	.....	\$24
Six Gun Shootout	.....	\$24
Phantasia	.....	\$24
Computer Ambush	.....	\$35
Colonial Conquest	.....	\$24
Question	.....	\$24
Battalion Commander	.....	\$24
Panzer Grenadier	.....	\$24
Norway 1985	.....	\$22
Fighter Command	.....	\$35
Battle of Antietam	.....	\$30
U.S.A.A.F.	.....	\$35

**ALL TITLES ON DISK UNLESS MARKED (R) FOR ROM CARTRIDGE**

**Order Line**

**1-800-282-0333**

**ORDERS ONLY! Sales Personnel Do Not Have Information on Previous Orders or Product Specs.**

**WE CHECK FOR STOLEN VISA & MASTERCARD**

**M-F 10 a.m.-7 p.m.; Sat. 10-3 ET**

**37 S. Broad Street, Fairborn, OH 45324**

**Customer Service**

**& Ohio Residents**

**1-513-879-9699**

**AD #G-026**

**SOFTWARE ONLY** — Prepaid orders over \$50 receive free shipping via UPS in continental U.S. Please add \$2 orders under \$50. Hardware and all orders requiring shipment via U.S. Post Office are subject to additional freight charges. Add \$5 for COD orders. VISA/MasterCard orders under \$15 add \$1 service charge. Ohio residents add 5.5% sales tax. Personal checks require a three-week waiting period. No waiting when paid by credit card, certified check or money order. All items subject to availability and price change. **PLEASE CITE AD NUMBER WHEN ORDERING.**

VISA

MasterCard



# SYMBOL MASTER™

## MULTI-PASS SYMBOLIC DISASSEMBLER FOR COMMODORE 64\* & 128\*


(Includes C-128 native 8502 mode)  
disassembles any

6502/6510/8502 machine code  
program into beautiful source

- Learn to program like the experts!
- Adapt existing programs to your needs!
- Automatic LABEL generation.
- Outputs source code files to disk fully compatible with your MAE,\* PAL,\* CBM,\* Develop-64,\* LADS\* or Merlin\* assembler, ready for re-assembly and editing!
- Outputs formatted listing to screen and printer.
- Automatically uses NAMES of Kernal jump table routines and all operating system variables.
- Disassembles programs regardless of load address. Easily handles autorun "Boot" programs.
- Generates list of equates for external addresses.
- Generates complete cross-referenced symbol table.
- Recognizes instructions hidden under BIT instructions.
- 100% machine code for speed. Not copy protected.

**ORDER NOW!** \$49.95 postpaid USA. Disk only.

\*MAE is a trademark of Eastern House. PAL is a trademark of Pro-Line. Commodore 64 & 128 are trademarks and CBM is a registered trademark of Commodore. Develop-64 is a trademark of French Silk. LADS is a trademark of Compute! Publications. Merlin is a trademark of Roger Wagner Publishing.



## UNLEASH THE POWER OF YOUR COMMODORE 64 WITH THE ULTIMATE INTERFACE

- Control and monitor your home—appliances, lights and security system
- Intelligently control almost any device
- Connect to Analog-to-Digital Converters
- Control Robots
- Perform automated testing
- Acquire data for laboratory and other instrumentation applications
- Many other uses

Don't make the mistake of buying a limited capability interface. Investigate our universally applicable Dual 6522 Versatile Interface Adapter (VIA) Board, which plugs into the expansion connector and provides:

- Four 8-bit fully bidirectional I/O ports & eight handshake lines
- Four 16 bit timer/counters
- Full IRQ interrupt capability
- Four convenient 16-pin DIP socket interface connections
- Expandability up to four boards & sixteen ports.

**ORDER NOW!** Price \$169, postpaid USA. Extensive documentation included. Each additional board \$149.

All orders shipped from stock within 24 hours via UPS. VISA/MasterCard welcomed. There will be a delay of 15 working days on orders paid by personal check.

## SCHNEEDLER SYSTEMS

1501 N. Ivanhoe, Dept. G-2, Arlington, VA 22205. Information/Telephone Orders (703) 237-4796

# COMMODORE 64™ SOURCE CODE!

## "What's Really Inside the Commodore 64"

- Most complete available reconstructed assembly language source code for the C-64's Basic and Kernal ROMs, all 16K.
- You will fully understand calls to undocumented ROM routines, and be able to effectively use them in your own programs.
- Uses LABELS. Not a mere one-line disassembly. All branch targets and subroutine entry points are shown.
- TABLES are fully sorted out and derived.
- Completely commented, no gaps whatsoever. You will see and understand the purpose of every routine and every line of code!
- Complete listing of equates to external label references.
- Invaluable fully cross-referenced symbol table. Order C-64 Source. \$29.95 postpaid USA.

## PROFESSIONAL UTILITIES:

We personally use and highly recommend these two:

- PTD6510 Symbolic Debugger for C-64. An extremely powerful tool with capabilities far beyond a machine-language monitor. \$49.95 postpaid USA.
- MAE64. Fully professional macro editor/assembler. \$19.95 postpaid USA.



## HAVE YOU GOT THE 1541 BLUES?

WE'VE GOT THE PERMANENT FIX!!  
Here's what we do . . .

- FIRST, we disassemble your 1541 disk drive.
- SECOND, we re-machine the stepper motor to the shaft.
- THIRD, we adjust the stepper motor and align the heads.
- FOURTH, we upgrade your DOS to the latest version available.

**GUARANTEED FOR SIX MONTHS!**

**AND WE DO IT ALL IN 72 HOURS OR LESS!!**

**TOTAL COST . . . \$69.95, plus \$7.50 shipping & handling**

We also service the entire Commodore Line with a 72 hour turn-around time (subject to parts availability).

C-64 . . . . .	59.00
1541 . . . . .	65.00
1702 . . . . .	85.00
1525/801 . . . . .	59.00
1526/802 . . . . .	75.00
1541 Flash Installed . . . . .	125.00

(Includes DOS Bridge and Switch for 100% Software compatibility)

Call for Repair Prices on other Commodore Equipment  
We also repair Televideo Computers and Okidata Printers

**WE DO WARRANTY REPAIRS!** — Call for Details

\$7.50 for shipping/\$15.00 for APO/FPO or outside Continental US.

Our BBS No. is 919-765-3892, Temporary Password — TRIAD

## TRIAD COMPUTERS

3068 TRENWEST DRIVE, WINSTON-SALEM, NC 27103  
919-765-0433

# ROBOT\*LINK™

## Program the Tomy Robots With Your Commodore 64!



**TOMY**

VERBOT . . . . .	\$ 60.00	ROBOT*LINK . . . . .	\$40.00
OMNIBOT . . . . .	\$250.00	VERBOT BOWLING . . .	\$25.00
OMNIBOT 2000 . . . . .	\$500.00	VERBOT BASKETBALL . .	\$25.00

Send Check or Money Order to:

## Computer Magic Ltd.

18 East Mall

Plainview, NY 11803

NY residents add 8¼% sales tax.

Tomy is a registered trademark of Tomy Corp. Computer Magic is a registered trademark of Computer Magic Ltd.  
©1985 Computer Magic Ltd.





## Now Available Through Aquarian Software

### Gold Disk Series

Volumes 1 through 11 Now Available!!!

Volume 11 Features a C-64 Assembler

#### Each Disk Contains:

- The Monthly Feature Program
- Programming Tutorials
- High Quality Games
- And Much More

Gold Disk Series for 128  
Coming Soon!

# Only \$14.95 Per Disk\*

\* Plus Shipping and Handling

### The Cataloger

The Ultimate Disk Cataloging System for the 64!

Features of The Cataloger V3.5A Include:

- ★ Loads directly from the disk itself.
- ★ Ability to change name of entry.
- ★ Fast — Uses relative files exclusively
- ★ Search, Sort and Print by any of 12 fields.
- ★ 1100-program (or disk) capacity per data disk.
- ★ All machine language.
- ★ Menu driven — very easy to use.
- ★ Works with one or two drives.

# Only \$24.95

### BobsTerm Pro

The Ultimate Terminal Software !

Upload / Download Supports Punter, X-Modem, XON / XOFF, DC1 / DC2, and Much More!

28.5 Byte Buffer with unmatched editing abilities

- User Adjustable Parameters
- 10 Custom Character Sets
- Unlimited Phone Book Storage
- Programmable Macro Command Strings

# Only \$59.95

### MATRIX — NOW AVAILABLE!!

The Indispensable C-128 Utility / Starter Kit !

Use dozens of 128 features in the 64 mode:

- Numeric Key Pad
- Cursor Keys
- 80-Column RGB Output
- Many Other Special Function keys

One-Key Functions Include:

- 2 Megahertz "Fast Mode"
- One-Key Screen Dumps
- Full-Featured DOS Utility Menu

Other Features Include:

- Fast Loading
- Fast Copy For The 1571!
- Relocatable In Memory
- 100% Transparent to BASIC

Available Now For Only **\$59.95**

### Graphic Screen Exporter

A Universal Graphics Converter !

Converts Anything to Anything — Including:

Koala Pad	Doodle
Flexidraw	Print Shop
COMAL	Paint Magic
CAD GEM	Micron Eye

And Many Many More ! !

The Most Versatile Graphics Utility Ever Released for the Commodore 64 !

# Only \$29.95

### ALSO AVAILABLE:

OmiTerm.....\$19.95  
Full-Feature Terminal at an Affordable Price!

Turbo Calc/64.....\$17.95  
A great spreadsheet at an Unbelievable Price!

Tax Computation.....\$29.95  
The friendliest tax package on the market.

Guitar Master.....\$49.95  
A comprehensive musical instruction package

Fast Boot!.....\$14.95  
Mike J. Henry's Fast Loader for 1541/MSD

Thriller Collection.....\$24.95  
Seven intricate text adventures on one disk

Call or Write for Full Catalog !

### CAD-GEM

Computer Assisted Design Graphic Element Manipulation

A Wire Frame CAD system for the C64 !  
Input from Joystick, Track Ball, Light Pen or Graphics Tablet  
360 Degree Rotation in .1 Degree Increments  
Scaling on a 64K x 64K, 2048 Mega-Bit Virtual Screen  
Independent Manipulation of 400 Objects (Points or Lines)

You must see CAD GEM to believe it!  
Demo Disk Available for \$3.00

# \$89.95

### MODEM MASTER

The Friendliest Commodore BBS Available

- Works with 1541 or MSD Dual Drive
- 300 / 1200 Baud Operation
- New Punter File Transfer Protocol
- Sub-Directories for File Transfer
- 250 User Capacity
- Accurate Clock / Calendar
- Printer Output
- Information Files
- "Old" E-Mail Deleted After One Week
- Set Up In Only 10 Minutes !

# Only \$29.95

### Total Software Development System

by Kevin Pickell

Now Available in the States !

**Assembler/Editor** — fast load, get, log and loadat; adds 38 new commands; full macro instructions; allows 13-character labels; assembles to and from disk

**Sprite Editor** — 256 sprites in memory, view 64 at same time, works with keyboard, joystick or trackball, animates sprites during design

**Unassembler** — create source code from any ML program

**Sound Editor** — create interrupt-driven sound effects

**Character Editor** — edit all characters. Screens to 255x64. Hi-res & Multi-color Character Sets

**TSDS automatically includes sprites, characters, mattes and sound effects into source code!**

# Only \$39.95

128 Version Coming Soon !

### Aquarian Software

P.O. Box 22184  
Portland, OR 97222



To order, Call: (503) 654-2641  
VISA & MasterCard Accepted



Add 3.00 S & H Per Order  
(Add Additional \$2.00 for COD)  
Canadian Orders Add 10.00 S&H  
Allow 3-4 Weeks For Delivery

Write or Call for Full Catalog — Dealer Inquiries Welcome !



# ELECTRONIC ONE\*

COMMODORE HARDWARE	
C 64 .....	\$119.99
C128 .....	159.99
1541 DISK DRIVE .....	169.99
1571 DISK DRIVE .....	239.99
MJ22 (RGB) MONITOR .....	249.99
1902 MONITOR .....	249.99
1802 (COMPOSITE MONITOR) .....	159.99

PRINTERS	
PANASONIC 1091 .....	219.99
EPSON LX 80 .....	219.99
MPS 801 .....	99.99
G. WIZ INTERFACE .....	44.99
CONNECTION INTERFACE .....	54.99

COMMODORE MISC. HARDWARE	
TOTAL COMM. MODEM .....	29.99
WESTRIDGE MODEM .....	44.99
COMMODORE 1200 BAUD .....	149.99
COMPUERVE .....	
STARTER KIT .....	14.99
INDUS GT DISK DRIVE .....	219.99

DISKS	
MAXELL S/S D/D .....	11.99
ELEPHANT S/S D/D .....	12.99
POLAROID S/S D/D .....	12.99
GENERIC S/S D/D .....	7.99
DISK BAWLS (HOLDS 50) .....	7.99
DISK NOTCHER .....	3.99

**SPECIAL  
STAR SG 10 PRINTER**

**199.99**

HOW TO ORDER: CASHIER CHECK, MONEY ORDER, MASTERCARD\*, or VISA\* (Add 4% for charge cards) ... NO PERSONAL CHECKS ... NO C.O.D.'s ... SHIPPED U.P.S. PRICES SUBJECT TO CHANGE.  
SHIPPING: Prompt one day shipping on in-stock merchandise, Ohio residents add 5.5% sales tax. Add \$3.00 on all orders under \$100.00 ... Add \$5.00 on all orders over \$100.00.  
INTERNATIONAL: Actual freight charge on all orders outside the continental United States including A.P.O.  
CALL OR WRITE FOR FREE CATALOG

**CALL ELECTRONIC ONE (614) 864-9994**

## ELECTRONIC

**ONE** CALL (614) 864-9994  
P.O. Box 13428 • Columbus, OH. 43213

SOFTWARE FOR COMMODORE	
SIMON'S BASIC .....	9.99
KARATEKA .....	18.99
HACKER .....	18.99
FAST LOAD .....	22.99
MACK 5 .....	22.99
KOROWIS RIFT .....	22.99
THE EIDOLON .....	22.99
KENNEDY APPROACH .....	22.99
SKY FOX .....	24.99
DATA MANAGER (128) .....	42.99
WORD MANAGER (128) .....	42.99
PAPERCLIP (128) .....	42.99
AEROJET .....	24.99
GUN SHIP .....	24.99
SILENT SERVICE .....	24.99
QUESTRON .....	29.99
PRINTSHOP .....	26.99
FLIGHT SIMULATOR II .....	32.99
HARDBALL .....	19.99
KUNG FU .....	19.99
HEART OF AFRICA .....	24.99
SIERRA BOXING .....	19.99
MICRO LEAGUE BASEBALL .....	24.99
WINTER GAMES .....	24.99
SUPER PASCAL .....	39.99

THE  
LOWEST  
PRICES  
THE  
BEST  
SERVICE

# BASIC IS FOR WIMPS!

If you're serious about programming, it's time you moved up to **pascal**. BASIC is fine for beginners. But **pascal** is the language used by professionals. Here's why . . .

- **pascal** is compiled/BASIC isn't . . . **pascal** programs run 30 times faster!
- **pascal** is structured/BASIC isn't . . . **pascal** programs are easier to write and debug.
- **pascal** can get you ahead in school/BASIC can't . . . **pascal** is required by the College Entrance Exam Board for advanced placement in computer science.
- **pascal** can get you a job/BASIC can't . . . professional software isn't written in BASIC.

# kyan

## PASCAL

### Don't Waste Any More Time!

**kyan pascal** is a full implementation of standard **pascal**. It features a compiler which generates 6502 machine code; built-in assembler which allows in-line or included assembly source code; and, a complete tutorial manual. **kyan pascal** runs on any C64 or 128 with a single disk drive.

**Try It Out Today!** If not satisfied, return it within 15 days for a refund.

**kyan pascal for the C64** . . . . . **\$69.95**  
(plus \$4.50 shipping/\$12.00 outside North America)  
(California residents add 6.5% sales tax)

**To Order Call:**

**Send Check/**

**Money Order to:**

(Visa/MC Accepted)



**(415) 626-2080**

**kyan software, Dept. X1**

1850 Union Street, #183

San Francisco, CA 94123

# The Ultimate in Commodore Computer Protection

*The Griffinworks™ Fabric Dust Covers*

- Anti-Stat • Dust and Water Repellent
- Won't trap heat or turn brittle like plastic
- Security beige color will not attract attention

Your Griffinworks computer cover will repel liquids and allow your components to breathe, thereby eliminating trapped heat and moisture problems possible with vinyl or plastic covers. They are free from harmful static electricity and will not discolor over time like plastic or vinyl covers. When you are not using the cover just roll it up and set it aside. No bulky hard covers to take up valuable work space. And best of all, The Griffinworks dust covers are more efficient and less expensive than most other brands on the market.

### CHECK SELECTION:

	Qty.	Amt.
CMD 64 or VIC-20 .....	_____	_____
Datasette .....	_____	_____
1541 Disk Drive .....	_____	_____
1701 or 1702 Monitor .....	_____	_____
	Sub Total	_____
	Shipping	\$2.50
	Total	_____

Make check payable to:

The Griffinworks  
P.O. Box 408  
Lanett, AL 36863

Please allow 3 weeks for delivery.

Name \_\_\_\_\_  
Address \_\_\_\_\_  
City \_\_\_\_\_  
State \_\_\_\_\_ Zip \_\_\_\_\_

All programs listed in this magazine are available on the GAZETTE Disk. See elsewhere in this issue for details.



# Software Discounters of America



For Orders Only—1-800-225-7638  
PA Orders—1-800-223-7784  
Customer Service 412-361-5291

Open Saturday

- Free shipping on orders over \$100 in continental USA
- No surcharge for VISA/MasterCard
- Your card is not charged until we ship

## LOTS OF NEW TITLES! LOTS OF NEW LOW PRICES!

<b>ACCESS</b>	Paperclip w/Spell 64 or 128..... \$49	Fast Load (R)..... \$23	Decision in the Desert (D)..... \$25	Net Worth (D)..... \$44	Brimstone (D)..... \$25
Beach Head 2 (D)..... \$24	<b>BETTER WORKING</b>	Jet Combat Simulator (D)..... \$19	F-15 Strike Eagle (D)..... \$23	<b>SIERRA</b>	Essex (D)..... \$25
Mach 5 (R)..... \$21	Spread Sheet (D)..... \$33	Koronis Rift (D)..... \$25	Kennedy Approach (D)..... \$23	Donald Duck's Playground (D)..... \$17	Lode Runner's Rescue (D)..... \$19
Raid Over Moscow (D)..... \$24	Word Processor (D)..... \$33	Multiplan 64 or 128..... \$39	Nato Commander (D)..... \$23	Mickey's Space Adventure (D)..... \$17	Mindwheel (D)..... \$25
<b>ACTIVISION</b>	<b>BRODERBUND</b>	Programmer's Basic Tool Kit 64 or 128..... \$29	Silent Service: The Submarine Simulation (D)..... \$23	Stunt Flyer (D)..... \$17	Syn-Calc (D)..... \$33
Borrowed Time (D)..... \$19	Bank St. Filer (D)..... \$33	Rescue on Fractalus (D)..... \$25	<b>MINDSCAPE</b>	Ultima 2 (D)..... \$37	<b>TELARIUM</b>
Fast Tracks: Slot Car Const. Kit (D)..... \$21	Bank St. Mailer (D)..... \$33	Summer Games 2 (D)..... \$25	Bank St. Music Writer (D)..... \$26	Winnie the Pooh (D)..... \$17	Amazon (D)..... \$21
Garry Kitchen's Gamemaker (D)..... \$25	Bank St. Writer (D)..... \$33	Temple of Apschai Trilog (D)..... \$25	Bank St. Storybook (D)..... \$26	<b>SIMON &amp; SCHUSTER</b>	Dragonworld (D)..... \$21
Great American Cross-Country Road Race (D)..... \$19	Karateka (D)..... \$19	The Eidolon (D)..... \$25	Color Me: The Computer Coloring Kit (D)..... \$19	Dell's Xword Puzzles Vol. 1 or 2 (D)..... \$14	Fahrenheit 451 (D)..... \$21
Hacker (D)..... \$19	Music Shop (D)..... \$29	Winter Games (D)..... \$25	Color Me Picture Disks: Hugga Bunch..... \$7	Gozno in Wordwilder (D)..... \$19	Nine Princes in Amber (D)..... \$21
Little Computer People (D)..... \$21	Print Shop (D)..... \$29	World's Greatest Baseball (D)..... \$23	Rainbow Brite..... \$7	Kermit's Electronic Storymaker (D)..... \$19	Perry Mason: Case of the Mandarin Murder (D)..... \$21
Master of Lamps (D)..... \$19	P.S. Companion Call	World's Greatest Football (D)..... \$25	Shirt Tales..... \$7	Lovejoy's SAT (D)..... \$49	Rendezvous w/Rama (D)..... \$21
Mindshadow (D)..... \$19	P.S. Graphics Library #1 (D)..... \$16	<b>FIRST STAR</b>	Tink! Tonk!..... \$7	NY Times Crossword Puzzles Vol. 1 or 2 (D)..... \$14	<b>TIMWORKS</b>
<b>ACCOLADE</b>	P.S. Graphics Library #2 (D)..... \$16	Spy vs. Spy (D)..... \$19	Dolphins Rune (D)..... \$19	Spy Hunter (R)..... \$29	Accts. Payable (D)..... \$39
Dambusters (D)..... \$19	P.S. Graphics Library #3 (D)..... \$16	Spy vs. Spy 2 (D)..... \$19	Halley Project (D)..... \$26	Star Trek-The Kobashi Alternative (D)..... \$26	Accts. Receivable (D)..... \$39
Hard Ball (D)..... \$19	Spelunker (D)..... \$19	Superman (D)..... \$19	Lords of Midnight (D)..... \$19	Typing Tutor III (D)..... \$26	Data Manager 2 (D)..... \$33
Law of the West (D)..... \$19	Stealth (D)..... \$19	<b>FISHER PRICE</b>	Mr. Pixel's Cartoon Kit (D)..... \$21	<b>SPINNAKER</b>	Data Manager 128..... \$43
Night Fight (D)..... \$19	Whistler's Brother (D)..... \$19	First Men in the Moon Math (D)..... \$16	Mr. Pixel's Game Maker (D)..... \$21	Adventure Creator (R)..... \$17	Electronic Checkbook (D)..... \$16
PSI-5 Trading Co. (D)..... \$19	<b>CARDCO</b>	Movie Creator (D)..... Call	Perfect Score SAT (D)..... \$44	Alphabet Zoo (R)..... \$17	Evelyn Wood Dynamic Reader (D)..... \$33
<b>AMERICAN EDUCATIONAL</b>	G-wiz..... Call	Peter & The Wolf Music (D)..... \$16	Quake Minus One (D)..... \$19	Counting Parade (D)..... \$17	General Ledger (D)..... \$39
Biology (D)..... \$16	Write Now (R)..... \$29	Peter Rabbit Reading (D)..... \$16	Shadowfire (D)..... \$19	Facemaker (R)..... \$15	Inventory Mgmt (D)..... \$39
French (D)..... \$16	<b>CBS</b>	<b>GAMESTAR</b>	Show Director (D)..... \$19	Fraction Fever (R)..... \$15	Money Manager (D)..... \$16
Grammar (D)..... \$16	Astro Grover (D)..... \$9	On-Court Tennis (D)..... \$19	<b>MISC</b>	Homework Helper-Math Word Problems (D)..... \$23	Payroll Mgmt (D)..... \$39
Science: Grades 3/4 (D)..... \$16	Big Bird's Funhouse (D)..... \$9	On-Field Football (D)..... \$19	Buckaroo Banzai (D)..... \$21	Homework Helper-Writing (D)..... \$23	Sideways (D)..... \$19
Science: Grades 5/6 (D)..... \$16	Dinosaur Dig (D)..... \$25	On-Track Racing (D)..... \$17	CSM 1541 Alignment Kit (D)..... \$29	Star Trek-The Kobashi Alternative (D)..... \$26	Swiftcalc/Sideways (D)..... \$33
Science: Grades 7/8 (D)..... \$16	Dr. Seuss: Fix-Up the Mix-Up Puzzler (D)..... \$12	Star-League Baseball (D)..... \$19	Central Point-Copy II (D)..... \$23	Typing Tutor III (D)..... \$26	Sideways 128..... \$43
Spanish (D)..... \$16	Ernie's Big Splash (D)..... \$12	Star Rank Boxing (D)..... \$19	Commodore 64 Software Book..... \$14	<b>SPRINGBOARD</b>	Sylvia Porter's Personal Financial Planner (D)..... \$39
U.S. Geography (D)..... \$16	Grover's Animal Adventures (D)..... \$12	<b>HAYDEN</b>	Diskey (D)..... \$33	Early Games (D)..... \$21	Word Writer w/Speller (D)..... \$33
World Geography (D)..... \$16	Mastering the SAT (D)..... \$49	Sargon III (D)..... \$33	1541 User's Guide (Book)..... \$16	Easy as ABC (D)..... \$23	Word Writer w/85000 Word Speller 128..... \$43
World History (D)..... \$16	Richard Scarry's Work Book (D)..... \$14	<b>HES</b>	Inside Commodore DOS (Book)..... \$16	Fraction Factory (D)..... \$19	<b>TRONIX</b>
<b>AMIGA SOFTWARE</b>	Sesame St. Pals Around Town (D)..... \$12	Cell Defense (D)..... \$12	Karate Champ (D)..... \$23	Newsroom (D)..... \$33	Opposites (D)..... \$19
Borrowed Time	Success w/Algebra Call	Hes Mon..... \$21	Kung Fu Master (D)..... \$23	N.R. Clip Art (D)..... \$19	Stickbear Reading (D)..... \$19
Deja Vu	Success w/Math Call	Millionaire (D)..... \$16	Snapshot 64 (R)..... Call	Stickers (D)..... \$23	Stickbear Shapes (D)..... \$19
Hacker	Webster Word Game (D)..... \$9	Omniwriter w/Spell (D)..... \$33	Sorcerer of Claymorgue Castle (D)..... \$21	<b>SSI</b>	Stickbear Numbers (D)..... \$19
Halley Project	<b>DATAMOST</b>	Project Space Station (D)..... \$16	Superbase 64 (D)..... \$47	Baltic 1985 (D)..... \$23	Stickbear Reading (D)..... \$19
Keyboard Cadet	Kwik-Calc (D)..... \$14	Super Zaxxon (D)..... \$12	Superbase 128 (D)..... \$59	Battle of Antietam (D)..... \$33	Stickbear Shapes (D)..... \$19
Marble Madness	Kwik-Check (D)..... \$14	<b>INFOCOM</b>	VIP Terminal XL (D)..... \$26	Battalion Commander (D)..... \$25	<b>WINDHAM CLASSICS</b>
One-on-One	Kwik-Spell (D)..... \$14	Cut Throats (D)..... \$23	Vizastar 64 XLB (D)..... \$89	Breakthrough in the Ardennes (D)..... \$37	Alice in Wonderland (D)..... \$17
Print Shop	Kwik-Write (D)..... \$14	Deadline (D)..... \$29	Vizastar 128 (D)..... Call	Broadsides (D)..... \$25	Treasure Island (D)..... \$17
Seven Cities of Gold	Mythos II (D)..... \$19	Enchanter (D)..... \$23	Vizawrite 128 (D)..... Call	Colonial Conquest (D)..... \$25	Wizard of Oz (D)..... \$17
Sky Fox	<b>DAVIDSON</b>	Hitchhiker's Guide to the Galaxy (D)..... \$23	<b>ORIGIN</b>	Computer Ambush (D)..... \$37	<b>ACCESSORIES</b>
Bridge 4.0 (D)..... \$16	Math Blaster (D)..... \$33	Infidel (D)..... \$25	Ultima 3 (D)..... \$34	Computer QB (D)..... \$25	Bonus SS: DD..... Cheap
Grand Master Chess (D)..... \$17	Speed Reader 2 (D)..... \$43	Invisicluces Call	Ultima 4 (D)..... \$39	Field of Fire (D)..... \$25	Bulk Disks..... Cheap
International	Spell It (D)..... \$33	Planetfall (D)..... \$23	<b>PROFESSIONAL SOFTWARE</b>	Fifty Mission Crush (D)..... \$25	Compuserve Starter Kit (5 hrs)..... \$19
Hockey (D)..... \$19	Word Attack (D)..... \$33	Sorcerer (D)..... \$25	Fleet System 2—W.P. w/70,000 word spell checker 64 or 128..... \$47	Gemstone Warrior (D)..... \$23	Datashare Printer Int. w/Graphics..... \$39
Sorcery (D)..... \$19	<b>DESIGNWARE</b>	Spellbreaker (D)..... \$29	<b>PRACTICORP</b>	Germany 1985 (D)..... \$37	Disk Case (Holds 50)..... \$9
Strip Poker (D)..... \$21	Body Transparent (D)..... \$27	Suspect (D)..... \$25	Practicalfile (D)..... \$17	Imperium Galactum (D)..... \$25	Disk Drive Cleaner..... \$6
Data Disk #1 female	Grammar Examiner (D)..... \$27	Wishbringer (D)..... \$23	Charlie Brown's ABC's (D)..... \$19	Kampfgruppe (D)..... \$37	Dow Jones News Retrieval Kit (5 hrs)..... \$16
Data Disk #2 male	Mission Algebra (D)..... \$27	Zork 1 (D)..... \$23	Charlie Brown's 1.2.3.s (D)..... \$19	Mech Brigade (D)..... \$37	Composite Monitor for C64..... \$149
Data Disk #3 female	Spellcopter (D)..... \$25	Zork 2 or 3 (D)..... \$25	Snoopy's Reading Machine (D)..... \$19	Norway 1985 (D)..... \$23	Total Auto Answer! Auto Dial Modem w/Software..... \$29.95
<b>ARTWORX PX</b>	States & Traits (D)..... \$27	<b>KOALA</b>	<b>RANDOM HOUSE</b>	Phantasia (D)..... \$25	Wico Bat Handle..... \$17
Baker St. Detective (D)..... \$7	<b>ELECTRONIC ARTS</b>	Muppet Learning Keys (D)..... \$39.95	Alpine Encounter (D)..... \$19	Pro Tour Golf (D)..... \$25	Wico Boss..... \$12
Cavefighter (D)..... \$7	Adv. Const. Set (D)..... \$19	Touch Tablet w/Painter (D)..... \$39.95	Charlie Brown's Mech Brigade (D)..... \$37	Question (D)..... \$25	
Galaxy (D)..... \$7	Archon 2: Adept (D)..... \$19	Koala Printer (D)..... \$16	Charlie Brown's ABC's (D)..... \$19	Ringside Seat (D)..... \$25	
Hole In One Golf (D)..... \$7	Bard's Tale (D)..... \$19	<b>LEARNING COMPANY</b>	Charlie Brown's 1.2.3.s (D)..... \$19	U.S.A.F. (D)..... \$37	
Jumpin' Jimmy (D)..... \$7	Carriers at War (D)..... \$19	All Titles Available..... Call	Snoopy's Reading Machine (D)..... \$19	Wings of War (D)..... \$25	
Pro Boxing (D)..... \$7	Europe Ablaze (D)..... \$19	<b>MICROLEAGUE</b>	Typing Is A Ball..... \$19	<b>SUBLOGIC</b>	
Starbase Defense (D)..... \$7	Heart of Africa (D)..... \$19	Baseball (D)..... \$25	Charlie Brown (D)..... \$19	Flight Simulator II (D)..... \$32	
Zodiac (D)..... \$7	Mail Order Monsters (D)..... \$19	General Manager (D)..... \$25	Scarborough Boston Computer Diet (D)..... \$33	Flight Simulator Scenery Disks (D)..... Call	
<b>AVALON HILL</b>	Movie Maker (D)..... \$19	1984 Team Data Disk..... \$16	<b>SCARBOROUGH</b>	Jet (D)..... \$29	
Jupiter Mission 1999 (D)..... \$23	Music Const. Set (D)..... \$19	1985 Team Data Disk..... \$16	Build A Book (D)..... \$17	<b>SYNAPSE</b>	
Maxwell Manor (D)..... \$17	One-on-One (D)..... \$19	<b>MICROPROSE</b>	Build A Book Refills..... \$9.95	Blue Max 2001 (D)..... \$19	
Panzer Jaq (D)..... \$19	Pinball Const. Set (D)..... \$14	Acro Jet: Advanced Flight Simulator (D)..... \$23	Mastertype (D)..... \$23		
Ripper (D)..... \$19	Reaching Dest. Set (D)..... \$19	Crusade in Europe (D)..... \$25			
Super Bowl	Reaching for Stars (D)..... \$19				
Sunday (D)..... \$19	Seven Cities of Gold (D)..... \$19				
SBS 1984 Team Disk..... \$14	Skyfox (D)..... \$19				
T.A.C. (D)..... \$26	<b>Prices too low to advertise!!</b>				
Telenquad (D)..... \$19	Call				
Tournament Golf (D)..... \$19	<b>EPYX</b>				
<b>BATTERIES INCLUDED</b>	Balblazer (D)..... \$25				
Consultant (64 or 128)..... \$39					
Home Pak (D)..... \$33					
Keys to Typing (D)..... \$17					

P.O. BOX 278—DEPT. CG—WILDWOOD, PA 15091

\*Ordering and Terms: Orders with cashier check or money order shipped immediately. Personal/company checks, allow 3 weeks clearance. No C.O.D.'s. Shipping: Continental U.S.A.—Orders under \$100 add \$3. Free shipping on orders over \$100. PA residents add 6% sales tax. AK, HI, FPO/APO—add \$5 on all orders. Sorry—no international orders. Defective merchandise will be replaced with same merchandise. Other returns subject to a 15% restocking charge. NO CREDITS! Return must have authorization number (412) 361-5291. Prices subject to change without notice. Modem Owners: Join Our Discount Disk Club! call for details.



# ATTENTION


## ALL COMMODORE 64, VIC 20, COMMODORE 16, AND PET OWNERS

A complete self-tutoring BASIC programming course is now available. This course starts with turning your computer on, to programming just about anything you want! This course is currently used in both High School and Adult Evening Education classes and has also formed the basis of teacher literacy programs. Written by a teacher, who after having taught the course several times, has put together one of the finest programming courses available today. This complete 14 lesson course of over 230 pages is now available for the COMMODORE 64, VIC 20, COMMODORE 16 and PET computers and takes you step by step through a discovery approach to programming and you can do it all in your leisure time! The lessons are filled with examples and easy to understand explanations as well as many programs for you to make up. At the end of each lesson is a test of the information presented. Furthermore, ALL answers are supplied to all the questions and programs, including the answers to the tests. Follow this course step by step, lesson by lesson, and turn yourself into a real programmer! You won't be disappointed!

We will send this COMPLETE course to you at once for just \$19.95 plus \$3.00 for shipping and handling (U.S. residents, please pay in U.S. funds). If you are not COMPLETELY satisfied, then simply return the course within 10 days of receipt for a FULL refund.

Fill in the coupon or send a facsimile.


NAME: _____	CG
ADDRESS: _____	
CITY: _____	
PROV./STATE: _____	
POSTAL/ZIP CODE: _____	
Check desired course:	COMMODORE 64 <input type="checkbox"/>
	VIC <input type="checkbox"/> PET <input type="checkbox"/>
Send Cheque or Money Order to:	COMMODORE 16 <input type="checkbox"/>
<b>Brantford Educational Services</b>	
6 Pioneer Place, Brantford, Ontario, Canada N3R 7G7	Complete course: \$19.95 Postage and hand.: \$3.00 Total: \$22.95

 **commodore**

## MONITORS DISK DRIVES

NEW UNITS  
\$139

FULL  
COLOR  
RGB/Composite  
perfect for the C-128 or C-64



NEW UNITS  
\$149



1541  
COMMODORE

## COMPUTERS



\$274<sup>95</sup>

COMMODORE 128



\$138<sup>00</sup>

C-64

## VIDEO

VCR's  
HOME DECK  
VHS  
\$249<sup>00</sup>



PORTABLE  
VIDEO RECORDER  
\$198



## CABLE TV

NO  
PAY TV?

UHF DECODERS, VHF  
CONVERTERS JERROLD,  
OAK, SCIENTIFIC, ATLANTA  
ZENITH



MORE INFORMATION — CALL TODAY

**T & D ELECTRONICS**

10517 UPTON CIRCLE  
BLOOMINGTON, MN 55431



call TOLL FREE

**1-800-328-8322** EXT. 581







# Commodore Service


3-5 Day  
Turn Around  
(subject to parts availability)

- C-64 Repair . . . . . \$55<sup>00</sup>  
1541 Alignment . \$35<sup>00</sup>  
1541 Repair . . . . . \$75<sup>00</sup>  
Other Computers . . \$CALL

Parts & Return Shipping  
Included.  
Parts & Power Supplies  
Also Available

To save C.O.D. charges —  
send Unit & Power Supply  
with check or M.O.

Second Source Engineering  
9901 Horn Rd., Ste. B  
Sacramento, CA 95827  
(916) 364-5134



## Wicked Wendy's House of Discounts

HARDWARE	List Price	WENDY'S Price
MODEMS		
MITEY MO 300 baud C-64 automodem incl. free Smart 64 terminal s/ware, \$15 free CompuServe access time, free PlayNET demo software and 2 hr free use	\$119	\$57

80 COLUMN CARTRIDGE DATA 20 XL 80 cartridge with free spreadsheet and word-processor s/ware included \$100 \$87

\$\$\$ WICKED WENDY'S WHOPPING  
HARDWARE SPECIAL \$\$\$  
MITEY MO & XL80 card only \$132 Save \$87!

SOFTWARE	List Price	WENDY'S Price
VIZASTAR-64 three in one with spreadsheet, data base and graphics	\$119	\$85
VIZASTAR-128 NEW! for the C-128	\$119	\$99

SMART 64 +4 terminal software for any modem, allows upload/download, x-modem, VT52/VT100 emulation & more \$40 \$28

6th Sense - the ultimate home modem program. You control its actions even when you're away. It thinks! \$89 \$68

NEW SMART 64 USER'S MANUAL by CDI, makes a sophisticated program easier to use than the original manual \$13 \$8

\$\$\$ WICKED WENDY'S WHOPPING  
SOFTWARE SPECIAL \$\$\$  
MITEY MO & VIZASTAR -64 only \$132 Save \$106!

ALL ITEMS SHIPPED WITHIN 72 HOURS OR WE PAY SHIPPING! CASHIER'S CHECK, MONEY ORDER, VISA OR M.C. ACCEPTED. SHIPPING AND HANDLING EXTRA. ADD 4% FOR VISA OR M.C. CALIF RESIDENTS ADD 6.5% TAX. PRICES SUBJECT TO CHANGE WITHOUT NOTICE. PRODUCT SUBJECT TO AVAILABILITY.

TO ORDER CALL  
**800-WICKED W**

Hours M-F 8:00-5:00 PST  
For California residents or customer service call 415-632-1220 or send your order to:  
WICKED WENDY'S HOUSE OF DISCOUNTS  
24 HAMILTON CT. - PACIFICA, CA 94044




## STOCK BROKER-

BEAT THE PANTS OFF MUTUAL FUNDS

BUYING GOOD QUALITY, VOLATILE ISSUES AND USING THE TRADING SYSTEM WILL HAVE YOU FULLY INVESTED AT THE LOWEST PRICES AND CONVERTING TO CASH AS THE STOCK NEARS ITS PEAK.

- BAR GRAPH PRINT-OUTS.
- RECORD UP TO 144 STOCKS ON A DISK.



\$39.95 C-64 DISK

## LOTTO CIPHER-

GET THE BEST ODDS ON ANY LOTTERY  
SIX NUMBER - PICK FOUR - DAILY GAME

- PRODUCES FOUR COMBINATIONS OF NUMBERS TO CHOOSE FROM
- ANY AMOUNT OF BALLS AND NUMBERS CAN BE PROGRAMMED.
- PRINTS OUT PAST LOTTO NUMBERS DRAWN, PAST COMPUTER PICKS, AND NUMBER DRAW FREQUENCY LIST.
- COMPLETE NUMBER DATA BASE.

\$29.95 C-64 DISK



## ABANDON SHIP..

S.O.S.

SAILOR JOE HAS VOLUNTEERED TO STAY BEHIND AND KEEP THE SHIP AFLOAT UNTIL HIS CREW MEMBERS ARE RESCUED. CAN HE MAKE IT OR WILL HE HAVE TO ABANDON SHIP? PATCH THE HOLES AND SEAL OFF HOPELESS ROOMS WHILE FIGHTING INVADING SEA CREATURES.

\$21.50 C-64 DISK

ACORN OF INDIANA, INC.

2721 OHIO STREET  
MICHIGAN CITY, IN 46360

219-879-2284

SHIPPING AND HANDLING, ADD \$1.50 - C.O.D.'S ACCEPTED  
VISA AND MASTER CARD ORDERS ADD 4%  
INDIANA RESIDENTS ADD 5% SALES TAX  
DEALER INQUIRIES WELCOME

Release the hidden musical talent  
in your COMMODORE 64 or 128 with  
**MUSIC MAGIC™**

Teach your computer to play your favorite  
songs and/or compose your own music



- HI RES screen display of music as it plays
- PRINTS music on many popular printers
- SAVE/LOAD/APPEND songs to/from disk drive
- TRANPOSE songs to any key
- SELECT TRADITIONAL INSTRUMENT SOUNDS or create your own sounds with on-screen displays of synthesizer controls
- Music notation educationally correct
- Great companion for music lessons
- ON-SCREEN COMMANDS for beginners of any age
- VERSATILITY for experienced musicians
- USER MANUAL with MUSIC TUTORIAL
- Capacity for more than 2000 notes per voice
- Keyboard control
- Optional joystick or KoalaPad™ control
- 100% machine language

List price \$30

Introductory offer \$25

lowa residents add 4% sales tax

Send check or money order to:

• Disk only



Dayline Software  
Dept. C  
P.O. Box 305  
Ames, IA 50010

DEALER INQUIRIES WELCOME

## CONVERSE WITH YOUR COMPUTER

AT LAST! A FULL IMPLEMENTATION of the original ELIZA program is now available to run on your Commodore 64!

Created at MIT in 1966, ELIZA has become the world's most celebrated artificial intelligence demonstration program. ELIZA is a non-directive psychotherapist who analyzes each statement as you type it in and then responds with her own comment or question—and her remarks are often amazingly appropriate!

Designed to run on a large mainframe, ELIZA has never before been available to personal computer users except in greatly stripped down versions lacking the sophistication which made the original program so fascinating.

Now, our new Commodore 64 version possessing the FULL power and range of expression of the original is being offered at the introductory price of only \$25. And if you want to find out how she does it (or teach her to do more) we will include the complete SOURCE PROGRAM for only \$20 additional.

Order your copy of ELIZA today and you'll never again wonder how to respond when you hear someone say, "Okay, let's see what this computer of yours can actually do!"

READ WHAT THE EXPERTS SAY ABOUT OUR VERSION OF ELIZA:

"Much more than a mere game... You'll be impressed with ELIZA... A convincing demonstration of Artificial Intelligence."  
—PC MAGAZINE

"Delightful entertainment... An ideal medium for showing off your system."  
—MICROCOMPUTING MAGAZINE

"ELIZA is an astounding piece of software... A fascinating program to use and study."  
—BARON'S MICROCOMPUTER REPORTS

"ELIZA is a great way to introduce your friends to computers... A very funny party game."  
—PETER A. McWILLIAMS

"ELIZA is an exceptional program, one that's fun to use, shows off your machine, and has great historical interest."  
—POPULAR COMPUTING MAGAZINE

"This version of ELIZA is the best we have seen. As a party game, it is unmatched."  
—HOME APPLICATIONS FOR THE C-64

ELIZA IS AVAILABLE IN THE FOLLOWING FORMATS:

(Please specify Disk or Cassette)

1. Protected Version . . . . . \$25  
(Protected Version can be run but not listed or modified)

2. Un-protected Commodore 64 BASIC Source Version . . . . . \$45  
(Source Version can be listed and modified as well as run)

Both versions include a six page user manual.

Please add \$2.00 shipping and handling to all orders

(California residents please add 6 1/2% sales tax)

ARTIFICIAL INTELLIGENCE RESEARCH GROUP  
921 North La Jolla Avenue, Dept. G  
Los Angeles, CA 90044

(213) 656-7368 (213) 654-2214

M.C., VISA and checks accepted



ALL BACK-UP COPIES ARE  
LEGAL  
Learn how and why.

PROGRAMMERS:

Find out how to protect your work.

TEACHERS: Know your special rights.

## PRACTICAL COMPUTER COPYRIGHT LAW

Easy Explanations for Programmers  
and Software Owners.

COVERS:

What is Protected by Copyright?

What Can Be Copyrighted?

Back-up Copies

Exclusive Rights

Publication Requirements

Registration Requirements

Who May Obtain a Copyright?

Who Owns the Copyright?

Transfers of Ownership

Infringement and Remedies

How Best to Protect Software.

AND MORE.

Send \$6.95 Postpaid to:

Pentland Press

60 Bayside Drive

Atlantic Highlands, N.J. 07716



(201) 872-1194



N.J. Residents add \$.42 tax.



## Beat The Overpriced Software Blues With Home Software Systems

C64 & C128  
SOFTWARE COLLECTIONS

### Five different Program Disks featuring:

- Menu Driven Autoload Routines
- On-Line Documentation and Help
- 20-30 Programs per Disk
- Professionally Programmed
- Not Copy Protected or Copywrited

**Arcade and Card Games.** Exciting, arcade style action games and card games like Blackjack, Poker, Keno, Spades and more.

**Board and Strategy Games.** Play Chess, Backgammon, SuperTrek, Monopoly, Adventure & more.

**Disk and Utility Programs.** Fast copier, disk editor, and manager programs ... a programmers dream. Includes many other programs.

**Business Programs.** Spreadsheet, stock analysis, word processing, checkbook, annuity and statistical programs.

**Print Utility Programs.** Print labels, mailing lists, calendars, disk directories and more. For Gemini and Commodore.

Send \$14.95 + 2.00 S & H per disk or \$64.95 + 3.00 S & H for the 5 disk collection to: (MC/VISA accepted. MI Residents add 4%)

Home Software Systems  
P.O. Box 85  
Sterling Hts., MI 48077

## NEW YEAR'S Sale

Prices Effective FOR Jan. 1-31ES

15% off on all orders received by Jan. 31st

**Universal Interface** -- Connects your C-64 to our high performance peripherals and lets you use high level commands to talk to them. Includes interface power supply .....\$49.95

Each of our boards contains its own processor to handle interfacing details. All are designed to get data as quickly as possible, and then free your computer for its next task.

**Floppy** -- move multiple files or copy entire disks with a single command. Copying and formatting leave computer free for other work. Controls any mixture of 4 single, double, or quad density 5-1/4" drives, or use 8" drives .....\$124.95

**Randisk** -- transfer files at over 70K bytes/sec. Random access to any record without loss of throughput. A single command can move multiple screen images for animation. Contains 256K of RAM, expandable to 4 megabytes .....\$179.95(256K)

**Print Spooler** -- NEVER wait for your printer again! Quickly moves files to on-board buffer, then frees computer for other tasks. Accepts commands for multiple copies, graphics characters, more. Contains 64K buffer, expandable to 256K. Controls 2 parallel printers .....\$129.95

**RS-232 Controller** -- use on-board buffer to download files more quickly. Frees computer from waiting for serial transfers. 64K buffer, expandable to 256K. Controls 2 serial ports. Baud rates to 19,200. +/-12V supplies on-board .....\$149.95

For orders or information (ask for our free catalog):

WRITE: Research Service Labs CALL: (405)745-9322  
P. O. Box 19124 Box-4pm CST  
OKC, OK 73144 Monday-Friday

## LEARN PROGRAMMING

MASTER COMPUTERS IN YOUR OWN HOME

Now you can write programs and get a computer to do just what you want. Get the most out of any computer, and avoid having to pay the high price of pre-packaged software.



LEARN AT YOUR OWN PACE IN YOUR SPARE TIME

Our independent study program allows you to learn about computers, operations, applications and programming in your spare time, at home. Our instructors provide you with one-on-one counseling.

LEARN EVEN BEFORE YOU DECIDE ON A COMPUTER

Everything is explained in simple language. You will enjoy learning to use a computer--EVEN IF YOU DON'T OWN ONE. Learn to program on any personal computer; IBM, APPLE, COMMODORE, TRS, and more.

BE YOUR OWN COMPUTER EXPERT

Programming is the best way to learn to use computers, and we can show you the best--and most economical--way to learn programming! Send today for your free information package. No obligation. No salesman will call.

halix

CENTER FOR COMPUTER EDUCATION

INSTITUTE 1543 W. OLYMPIC # 226 Los Angeles, CA 90015-3894

HALIX INSTITUTE CENTER FOR COMPUTER EDUCATION DEPT. 612  
1543 W. OLYMPIC # 226 LOS ANGELES, CA 90015-3894

YES! Send me information on how I can learn about computers and programming at home!

Name \_\_\_\_\_ Age \_\_\_\_\_

Address \_\_\_\_\_

City \_\_\_\_\_ State/Zip \_\_\_\_\_

## FOR COMMODORE 64

### • TRACKMIMIC™ •

— NEW —

Ver. 2.2

Protected Disk Backup System  
Installs in 1541 Drive in Minutes  
Just Plug It In!

2 Minutes For Full Disk Backup  
New Bit Density Detector  
Automatic Operation, Hyperscan  
Sector Edit (GCR), Bit Density  
Tracks 1-45

• For All New Protection Methods •

**89.95**

### • DISKMIMIC 5+™ •

Our Famous Automatic  
Backup System

**49.95**

## DISKAT -

### Cataloging Program

Reads data directly from Disk,  
Holds 8000 Files, Makes Labels,  
Recalls 12 Way's, Alphabetizes  
Files, Printer/Screen Output.

**34.95**

A.I.D. CORP.

4020 Hempstead Turnpike • Bethpage, New York 11714  
(516) 731-7100

Diskmimic 5+™ is a trademark of A.I.D. Corporation  
Commodore 64™ & 1541™ is a trademark of  
Commodore Electronics, Ltd.  
Shipping & Handling — \$1.50 each

## WE WON'T PAY YOUR TAXES!

But **TAX MASTER** will help you compute them more QUICKLY and EASILY. Be the Master of your Income Taxes with **TAX MASTER**, now available for your 1985 Federal Income Taxes for the C64/C128 with single, twin, or dual disk drive and optional printer.

- **FORMS** 1040, 4562, & Schedules A,B,C,D,E, and F.
- **PERFORMS** all arithmetic CORRECTLY.
- **EASY CHANGE** of any entry, with easy **RECALCULATION** of the entire form.
- **TRANSFERS** numbers between forms.
- **CALCULATES** your taxes and **REFUND**. Tax tables are included.
- **SAVES** all your data to disk for future changes.
- **PRINTS** the data from each form.
- **DISCOUNT** coupon toward the purchase of next year's updated program.

**TAX MASTER** ..... (DISK ONLY) .... ONLY \$28.00

### TIRED OF COMPUTER LOCKUP?

**RESET MASTER** resets computer even when keyboard locks up. Plugs into serial port. No soldering. Provides 2 serial ports. Includes **RENEW** programs to restore your BASIC program.

**RESET MASTER** for C64 or VIC 20 ..... \$24.95

### FED UP WITH SYNTAX ERRORS?

**HELP MASTER 64** provides Instant On-Line Help screens for all 69 BASIC commands when you need them. Takes no BASIC RAM. No interference with loading, saving, editing, or running BASIC programs. Includes 368 page reference manual, more. For C64.

Specify disk or tape ..... \$24.95

### OTHER MASTER SOFTWARE ITEMS

**MODEM MASTER** user port extender \$24.95, w/reset \$29.95  
**Y-NOT?** 6-foot serial Y cable, 1 male, 2 female \$10.00  
**C128 80 col monochrome cable** for non-RGB monitor \$ 9.00  
**Surge Protector** 6 outlet power strip 6-foot cord \$21.00  
**Disk Notcher** — lets you use both sides of disk \$ 8.00

Send check or money order to:

**MASTER SOFTWARE**

6 Hillery Ct. Randallstown, MD  
21133 (301) 922-2962

All prices in US Dollars. Surface shipping in US & Canada is included. Foreign orders add \$5. Canadian orders use Canadian POSTAL money order. Maryland residents add 5% tax.

DISCOUNT  
EXCLUSIVE DISK  
CASSETTES • DISK  
BONUS COUPONS • LA  
EDUCATIONAL BUSINESS

UNLIMITED SOFTWARE, INC.  
DISK-OF-THE-MONTH CLUB  
GUARANTEES  
**Lowest Prices**

Tapes • Cartridges • Disks  
NO PURCHASE OBLIGATION

SEND FOR DETAILS

This unique club  
beats them all

**DISK-OF-THE-MONTH CLUB**  
P.O. BOX 116, FAIR LAWN, N.J. 07410-0116

NAME \_\_\_\_\_

STREET ADDRESS \_\_\_\_\_

CITY \_\_\_\_\_

STATE \_\_\_\_\_

ZIP \_\_\_\_\_



# Classified

## SOFTWARE

**COMMODORE: TRY BEFORE YOU BUY.** Top 25 best-selling games, utilities, new releases. Visa, MasterCard. Free brochure. Rent-A-Disk, 908 9th Ave., Huntington, WV 25701 (304) 522-1665

**C64/128 Dictionary Disk** for COMPUTE!'s GAZETTE Dec. '85 SpeedCheck spelling checker program. Over 20,000 words. \$19.95. J&C Software, P.O. Box 2766, Homewood, IL 60430

### Free Educational Software Catalog

158pp, color pictures, 1000+ programs for Com., Apple, IBM, Atari. Send name & address to: Interstate Software, P.O. Box 8952, Boise, ID 83707, (208) 342-3347

### \* CASINO 64 \*

Hi-res poker and slot machine for C64. Both on one disk \$9.95. Satisfaction or refund. VSB, 4740 Harbinson Ave., La Mesa, CA 92041

### \$49 STATISTICAL SYSTEM FOR C64.

Mult. regression, T-test ANOVA, Cross-tabs, menu-driven, (801) 546-0445 NCSS, 865 E. 400 N., Kaysville, UT 84037

Free membership in SW club. Top British C64 progs. Member's discount. Introduct. offer: membership, catalog & reviews (no strings.) Arrow Express, Box 660-G2, Rossland, BC V0G 1Y0

### TAXPLAN FOR COMMODORE 64 & 128

Form 1040, Schedules A, B, D, W. Requires Multiplan (tm). \$9.95 + \$2.50 p/h. TAXPLAN, P.O. Box 45671, Dallas, TX 75245

### ENGINEERS, TECHNICIANS, STUDENTS

**LINCAD 64** - Analyze and design linear electronic circuits on the Commodore 64. Graphics, optimization, sensitivity, more. For disk and 56 page manual, \$49 plus \$3.50 p/h. Ohio res. add 5.5% tax. Ask about our IBM-PC Version. SOFCAD Electronics, Inc., P.O. Box 21845, Columbus, Ohio 43221

**PROJECT PLANNING/MANAGEMENT** using the C64, SX, or C128. Data sheet for SASE-Prgm for \$106.95 (CA res. add 6% sls tx). LAWCO, Dept. CG, Box 2009, Manteca, CA 95336

**SMART SHOPPER**—Efficiently use coupons, sales, rebates to save money. C64 Disk. Send \$30 to: Third Wave Technologies, 4238 W. Myrtle, Phoenix, AZ 85021

**1526/802 FONTS** by Alphacomp 613-687-2461. Triple and double height, reg., micro size 7 styles incl. Old English, Block, Greek, \$30 U.S. A'comp, 15 Isabel St., Petawawa, Ont. K8H 1Z1

**SAVE 10 YEARS, \$73,000 ON \$70,000 HOME?** C64 amortization program lets you know. Cassette \$14.95. Bonus! Sprite Editor, J. Carter, 220 Rockcrest, Mesquite, TX 75150

**C-64 MATH GAME FOR KIDS (K-7).** ALLOWS 1-4 players-12 games/sound. Saves scores! -Disk. Send \$10 + \$1 SH to: Mike Nichols, Rt. 8, Box 364, Huntsville, TX 77340 ! Fun !

**50 PRACTICAL PROGRAMS FOR C64, C16, +/4** Many exclusive & innovative programs. Tape or disk, \$19.95 postpaid. Dynabyte, P.O. Box 2021, Michigan City, IN 46360.

### ARB BULLETIN BOARD FOR THE 64 & 128

Uses Punter & Xmodem Protocols, 27 Msg. Categories, Dating Board & More! \$64.95 (BBS) 718-645-1979 \* (Voice) 718-336-2343 L&S Computers, PO Box 392, Bkln, NY 11229

### ARTIFICIAL INTELLIGENCE language LISP!

Now available for the C64. Includes: Lisp Interpreter, 100 page Documentation, Source Code, Tutorial & Sample Programs. Send Check or Money Order for \$39.95 to: List Processing Software, Box 3422, Rapid City, SD 57709

### BOOKKEEPING MADE SIMPLE.

The user friendly system that takes you from initial entry to work sheet. Send \$39.95 to: Author's Club, 6027 S. High, Suite 410, OKC, OK 73149

### ATTENTION TEACHERS! Finally a C-64 Class

Record Info Management Program. Grades, seating charts, overdue lists and more. 90-day guarantee & support. \$35. W. Levine, 535 17th St., SW, Owatonna, MN 55060

### /SPEEDPAK-C64 SpeedScript 3.0 + enhancer.

Adds alt. screens, macros, encryption, help screen, chr. set, mail merge & more! Disk. \$15 to: /SPEEDPAK/ P.O.B. 22022, Dept. G2, Greensboro, NC 27420. Ask about \$15 dictionary disk.

C-128 Owners! C-64 Owners, too! 35 Amazing Games disk \$30. Specify 128 or 64. MikoWare, 2428 E. Miller St., Seattle, WA 98112 (206) 328-4537

### Genealogy Program for the C64. "FAMILY

TREE" will produce Pedigree Charts, Family Group Records, Individual Files, Indexes, Searches of Ancestors. LDS version available. "The Best" genealogy program for the 64. \$49.95. GENEALOGY SOFTWARE, POB 1151, PORT HURON, MI 48061, (519) 344-3990.

### Animal Records maintained with "PETIGREE"

for the C64. Produces Litter, Awards, Breeding, Show, Individual Records, Pedigree Charts. \$69.95. GENEALOGY SOFTWARE, POB 1151, PORT HURON, MI 48061, (519) 344-3990

### FREE SOFTWARE CATALOG!

Call Toll-Free 1-800-554-1162, Tevex, Inc. Save 1/3 off retail prices. We carry SSI, Elect. Arts, Infocom, and many more!

### TYPING SERVICE FOR MAGAZINE

SUBSCRIBERS. All programs to diskette/tape as low as \$3 per issue. For info SASE to: Comtype 175 New London Ave., W. Warwick, RI 02893

## HARDWARE

**NEW FOR YOUR 64** - Auto start, auto load & run M/L cart. with: Reset button, unew prg. one button disk commands, much more. Specify screen colors. \$32.95 ch/m.o. to: FINTRONICS, P.O.B. 222, Atascadero, CA 93422

## MISCELLANEOUS

I/O, A/D, WIRE WRAP BDS., and more for the C64. Write or call for catalog. Impact Electronics, 2116 E. Arapaho, Suite 599 Richardson, TX 75081, (214) 480-8070

### FREE CATALOG

Hardware, Software, Accessories. Competition Computer, 2629 W. National, Milwaukee, WI 53204 (800) 662-9253.

**MASTER BBS C64 ELECTRONIC** bulletin board \$34.95. Carter Enterprises, 412 Jamaica Way, Bakersfield, CA 93309. BBS data line (805) 831-2155. Send SASE for details.

## COMPUTE!'s Gazette Classified is a low-cost way to tell over 275,000 microcomputer owners about your product or service.

**Rates:** \$25 per line, minimum of four lines. Any or all of the first line set in capital letters at no charge. Add \$15 per line for boldface words, or \$50 for the entire ad set in boldface (any number of lines.)

**Terms:** Prepayment is required. Check, money order, American Express, Visa, or MasterCard is accepted. Make checks payable to COMPUTE! Publications.

**Form:** Ads are subject to publisher's approval and must be either typed or legibly printed. One line equals 40 letters and spaces between words. Please underline words to be set in boldface.

**General Information:** Advertisers using post office box numbers in their ads must supply permanent address and telephone numbers. Orders will not be acknowledged. Ad will appear in next available issue after receipt.

**Closing:** 10th of the third month preceding cover date (e.g., June issue closes March 10th). Send order and remittance to: Harry Blair, Classified Manager, COMPUTE!'s Gazette, P.O. Box 5406, Greensboro, NC 27403. To place an ad by phone, call Harry Blair at (919) 275-9809.

**Notice:** COMPUTE! Publications cannot be responsible for offers or claims of advertisers, but will attempt to screen out misleading or questionable copy.




# 3

## EXCITING COMPUTER SIMULATIONS from


### SIGNAL COMPUTER CONSULTANTS

Are available from SIGNAL COMPUTER CONSULTANTS, Ltd., P.O. Box 18222, Dept. 11, Pittsburgh, PA 15236, or call (412) 655-7727. US and Canada add \$2.50 postage and handling (\$4.00 foreign) for each game ordered. PA residents include sales tax. Use Master Card, VISA, moneyorders or checks drawn on US or Canada banks. Master Card and Visa show card number, expiration date and signature. We guarantee and support our products. Free replacement or full refund for 30 day warranty period. Dealer inquiries invited.



Adapted for home computers by designers of systems for major railroads, **TRAIN DISPATCHER** faithfully simulates operations in a railroad traffic control center. In an accelerated 8 hour shift you must move up to 12 trains in both directions through a 150 mile territory—throwing switches and clearing signals to keep the trains on schedule.

VIC 20, COMMODORE 64 and ATARI 400, 800, 800XL versions available at \$25.00. Apple II, II+, IIe, IIc: \$30.00. IBM PC \$35.00. Tape or Disk except ATARI 400-tape only; IBM PC and Apple-disk only. Other requirements: VIC-20-16K Ram; ATARI 400, 800-Basic; IBM PC-Graphics Card.



**LOCOMOTIVE SWITCHER** brings an operating railroad layout to the COMMODORE 64 computer screen. The microlayout consists of mainline, six switches and seven loading areas. Sophisticated cartoon logic simulates train movements to a degree not possible on "real" model railroad layouts.

**LOCOMOTIVE SWITCHER** operates in two modes. As a FLAT YARD cars must be "spotted" at assigned loading docks—or pulled out to the mainline. In HUMP YARD mode the layout becomes a mini-classification yard. Operator performance is tracked and scored based on number of cars spotted, train moves, car damage and operating time.

For COMMODORE 64 only (disk or tape) at \$30.00. Manual and keyboard template included.




## SONAR SEARCH

You never see the submarines. Rely on sonar sounds to track and attack evading enemy targets.

As commander of a group of three destroyers you must locate, pursue and sink a "Wolfpack" of 5 subs. Guided only by the realistic "pinging" of returning sonar echoes and bearing to target, **SONAR SEARCH** offers a unique and authentic simulation of WWII antisubmarine warfare.

Available on disk or tape for the Commodore 64 at \$30.00, plus postage and handling. Includes fully illustrated manual and keyboard template. Not recommended for children under 12.

### Marann Enterprises, Inc. (303) 695-6185



- Pro Cartridge for C64/C128
- Loads from reset. 1 to 3 ML or basic programs up to 32K
  - BK Battery backed ram
  - Watchdog timer restarts stalled programs
  - Punches its own EPROM with addition of 23-50v ac or dc source
  - Clock/Calendar chip with alarm and programmable interrupts
  - 24 programmable I/O lines
  - Gold plated edge connector and sockets

Marann Enterprises, Inc.  
710 So. Memphis Way  
Aurora, CO 80017  
(303) 695-6185

PREMIUM QUALITY! LIFETIME WARRANTY!

## DISK SALE!

Made by top manufacturers, not "seconds." We buy truckloads of major makers' overproduction. They won't let us to reveal their names, but when you receive them you'll probably recognize them as among the HIGHEST QUALITY PREMIUM DISKS made—labeled or unlabeled! Certified, guaranteed 100% error free. MONEY BACK SATISFACTION GUARANTEED! FAST 48 HOUR SHIPPING! "BOXED" comes complete with sleeves and labels. "BULK" does not.

Price per disk	100	500	1K	5K	10K	100	500	1K	5K
SS/DD 350k for Apple II series #00A	45¢	42¢	39¢	36¢	33¢	58¢	53¢	50¢	47¢
SS/DD for Single side computers #002	59¢	57¢	55¢	50¢	46¢	75¢	67¢	65¢	63¢
SS/DD for IBM PC & compatibles #002	87¢	60¢	59¢	56¢	54¢	85¢	75¢	74¢	64¢
SS/QUAD density (900k) #004	94¢	90¢	86¢	86¢	87¢	1.09	99¢	98¢	97¢
SS/HD "HI DENSITY" for IBM AT #004T	2.15	2.12	2.10	2.08	1.99	2.40	2.25	2.22	2.20
3 1/2" SS "MAC" DISKS #003	1.98	1.93	1.90	1.87	1.84	1.99	1.96	1.93	1.90
3 1/2" SLEEVES #24 white wave #SLV	4¢	3.5¢	3¢	2.8¢	2.6¢	Specialty BULK or BOXED			
3 1/2" SLEEVES, white tyvek #TYV	6¢	5¢	4.5¢	4.3¢	4.1¢	when ordering disks			

COMPUTER SUPPLIES AT WHOLESALE PRICES!  
UNIFILE-75, like "File-n-File", holds 75 disks \$10 8/\$60  
UNIFILE-100, w/lock and key, holds 100 disks \$15 12/\$160  
UNIFILE-36, for 36 "mac" disks, flip-type \$10 12/\$90  
UNINATCH, for Apple/Commodore, accesses 2nd side of disk \$9  
UNIPAK DISKETTE MAILERS, fits two 5 1/4" disks 10/\$5

HOW TO ORDER: Pay by MC-Visa-Amex-COD or send check with order. Include \$3 for shipping & handling +\$2 if COD. All orders MUST include daytime phone & street address. Minimum order \$20. WE CAN SHIP OPEN ACCOUNT TO SCHOOLS & LARGE FIRMS! Money-back 30 day satisfaction guarantee! Send for free flyer with 100's of discount supplies and expansion cards!

TOLL FREE (800)343-0472  
IN MASS: (617)UNI-TECH  
201 HURLEY ST.  
CAMBRIDGE, MA 02141

### ATTENTION CONTEST PLAYERS HELP HAS ARRIVED

NOW — WITH AUTO BINGO™ — YOUR C-64 CAN PLAY THOSE WORD-BUILDING LETTER-VALUE CONTEST GAMES FOR AUTOMOBILES OR BIG CASH PRIZES.

ALL PLAYOFF AND TIEBREAKER GRIDS SUPPORTED

AUTO BINGO™ FEATURES INCLUDE

- EFFORTLESS PLAYOFF SOLVING — no word list needed
- FOR TIEBREAKERS-SCORES entire M-W dictionary in 45 minutes — disk save and recall — output by word length, string search and entire list in alpha and sorted order — find all occurrences of any letter(s) in any or all positions of highest scored words
- WORK SCREEN — scores, totals, analyzes, sorts & projects, provides objective score & min. req'd avg. — all bonus squares supported
- 42 PAGE INST/GAMING MANUAL with valuable tiebreaker info
- TIPS ODDS IN YOUR FAVOR AND ELIMINATES MISTAKES

Commodore 64 (128) disc based only  
INTRODUCTORY OFFER — SAVE \$30.00  
— ONLY \$119.95 —

Send check or money order to:  
**STATISTICAL GAME ANALYSIS CO.**  
5668 S. CHAGRIN  
MENTOR, OHIO 44060

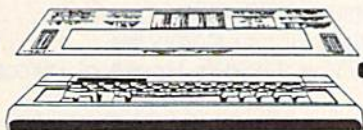
detailed info available  
Ohio residents add 5.5% sales tax  
We pay all shipping and handling

## Having Trouble Remembering All The Commands For Your Programs??

YOU NEED

# LEROY'S CHEATSHEET®

KEYBOARD OVERLAYS



FOR COMMODORE 64™

LEROY'S CHEATSHEETS® are plastic laminated keyboard overlays designed for use with popular software, hardware, and languages for Commodore 64 computers.

These cut-out-yourself help sheets fit over the keyboard, putting hard to remember program commands right at your fingertips. The actual keystrokes are in **bold** type and any variables are shown in *italics*. Now you can use your software faster, more easily, and more effectively. With LEROY'S CHEATSHEETS® you'll never have to hunt for a program command again.

ONLY \$3.95 EACH

- ✓ FITS OVER KEYBOARD
- ✓ PUTS PROGRAM COMMANDS RIGHT AT YOUR FINGERTIPS
- ✓ SAVES TIME — ENDS FRUSTRATION
- ✓ GET TO KNOW YOUR SOFTWARE BETTER
- ✓ LEARN NEW SOFTWARE FASTER, EASIER
- ✓ STURDY PLASTIC LAMINATE
- ✓ UNBEATABLE PRICE!

### CIRCLE YOUR CHOICES

- |                     |               |                        |
|---------------------|---------------|------------------------|
| Basic               | Multiplan     | VIP Terminal           |
| Blanks (set of 3)   | OmniWriter    | Vizastar               |
| Consultant          | Paper Clip    | WordPro 3+             |
| Disk 1541           | PractiCalc 64 | WordPro 64             |
| Doodle              | PractiCalc II | Write Now!/64          |
| Easy Script         | Simons' Basic | Epson FX & RX Printers |
| Flight Simulator II | Sky Travel    | Gemini 10, 15x         |
| Fleet System 2      | Speedsript    | 1525, MPS 801, 803     |
| For the Beginner    | Superbase     | 1526, MPS 802          |
| Manager             | Vidtext       | Okidata 92, 93         |

DOZENS MORE AVAILABLE

QUANTITY \_\_\_\_\_ X \$3.95 = \$ \_\_\_\_\_  
 SHIPPING \$ 1.00\*  
 \* U.S. & CANADA \$1.00 FOREIGN ORDERS \$3.00  
 CHECK, M.O., MC/VISA U.S. FUNDS NO C.O.D.  
 6% TAX (Pa only)  
 TOTAL \$ \_\_\_\_\_

MC/VISA # \_\_\_\_\_  
 EXPIRATION DATE \_\_\_\_\_  
 NAME \_\_\_\_\_  
 ADDRESS \_\_\_\_\_  
 CITY \_\_\_\_\_  
 STATE \_\_\_\_\_ ZIP \_\_\_\_\_

CHEATSHEET PRODUCTS INC  
 P.O. Box 111368 Pgh., Pa., 15238  
 (412) 781-1551



# advertiser's index

Reader Service Number/Advertiser	Page	Reader Service Number/Advertiser	Page
<b>102</b> Abacus Software	52,53	<b>146</b> Mastertronic International Inc.	31
<b>103</b> Abby's Discount Software	133	<b>147</b> MegaSoft Limited	66,67
<b>104</b> Access Software, Inc.	33	<b>148</b> MegaSoft Limited	24,25
<b>105</b> Acorn of Indiana, Inc.	140	Melodian, Inc.	126,127
<b>106</b> A.I.D. Corp.	141	<b>149</b> Micro Prose Simulation Software	43
<b>107</b> Arotek	7	<b>150</b> Micro World Computers, Inc.	98
<b>108</b> Arotek	128	<b>151</b> Mindscape, Inc.	15
<b>109</b> Aquarian Software	135	NRI Schools	73
<b>110</b> Artificial Intelligence Research Group	140	<b>152</b> ORPHEUS	40
<b>111</b> Basix	20	PC Gallery	64
Batteries Included	95	Pentland Press	140
<b>112</b> Blackship Computer Supply	122	Protecto	84-89
<b>113</b> Brantford Educational Services	138	<b>153</b> Quorum International, Ltd.	122
<b>114</b> Brøderbund Software, Inc.	13	Research Service Labs	141
<b>115</b> Bytes & Pieces, Inc.	130	<b>154</b> R. J. Brachman Associates, Inc.	128
<b>116</b> Cardinal Software	98	Schnedler Systems	134
<b>117</b> CDI/Computer Devices International	37	Second Source Engineering	140
<b>118</b> Central Point Software, Inc.	79	<b>155</b> Signal Computer Consultants	143
Cheatsheet Products Inc.	143	<b>156</b> Skyles Electric Works	130
Comal Users Group USA	76	<b>157</b> Software Discounters of America	137
C.O.M.B.	139	<b>158</b> Solid State Software	74
Commodore	BC	<b>159</b> Star Micronics	69
<b>119</b> Commodore Software Association	83	<b>160</b> Starpoint Software	46
<b>120</b> Compumed	132	<b>161</b> Star-Tech Software	132
<b>121</b> CompuServe	2,3	<b>162</b> Statistical Game Analysis Co.	143
<b>122</b> ComputAbility	77	<b>163</b> Strategic Simulations, Inc.	45
<b>123</b> Computer Centers of America	70,71	<b>164</b> subLOGIC Corporation	29
<b>124</b> Computer Magic	134	<b>165</b> subLOGIC Corporation	11
<b>125</b> Computer Mail Order	131	<b>166</b> Systems Management Associates, Inc.	123
<b>126</b> The Comtel Group	IBC	<b>167</b> T & D Electronics	138
<b>127</b> Cornucopia Software	82	Tektonics Plus, Inc.	82
Covox Inc.	47	<b>168</b> Tenex Computer Express	124,125
<b>128</b> Crown Custom Covers	79	<b>169</b> Timeworks, Inc.	9
<b>129</b> CSM Software, Inc.	129	<b>170</b> Triad Computers	134
<b>130</b> D & B Software	62	<b>171</b> Tussey Computer Products	63
<b>131</b> Dayline Software	140	<b>172</b> Tymac Controls Corporation	39
<b>132</b> Digital Solutions Inc.	27	<b>173</b> Ultrabyte	96
Disk-of-the-Month Club	141	<b>174</b> Unitech	143
Diversions, Inc.	96	<b>175</b> Unlimited Software, Inc.	141
<b>133</b> Electronic Arts	IFC	<b>176</b> USA★FLEX	130
<b>134</b> Electronic Arts	21	Wallstreet Corp.	92
<b>135</b> Electronic Arts	35	<b>177</b> White House Computer	128
<b>136</b> Electronic One	136	<b>178</b> Wicked Wendy's House of Discounts	140
<b>137</b> EPYX	19		
<b>138</b> Firebird	4		
<b>139</b> The Griffinworks	136		
<b>140</b> John Henry Software	1		
Halix Institute	141		
<b>141</b> Home Software Systems	141		
Ksoft Co.	132		
<b>142</b> Kyan Software	136		
<b>143</b> Lyco Computer	56,57		
<b>144</b> Marann Enterprises, Inc.	143		
<b>145</b> Master Software	141		

Classified Ads	142
Commodore - specific books from COMPUTE!	59
COMPUTE! Books' New February Releases	55
COMPUTE!'s Gazette Subscription	49
COMPUTE!'s Gazette Disk Subscription	16,17
COMPUTE!'s Kids and the 128 and Kids and the Atari ST	41
COMPUTE!'s Programmer's Guides	61



# ENHANCER 2000



Commodore® Compatible Floppy Disk Drive  
One Year Warranty With Second Year Extended Warranty Available  
***“Where Speed and Quality Meet”***

• SUPER HIGH SPEED • SLIM LINE CONSTRUCTION (LOW PROFILE)  
FULLY COMMODORE COMPATIBLE • DIRECT DRIVE (DC) MOTOR •  
AVG. MTBF RATE OF 10,000 HOURS • VENTED CASE • SOLID STATE  
POWER SUPPLY • DUAL SERIAL PORT (CHAINING OPTION) • 5¼"  
INDUSTRY STANDARD FORMAT

Manufactured Exclusively BY CHINON INDUSTRIES of Japan For “THE COMTEL GROUP”

Foreign And Domestic  
Inquiries Welcome

1651 East Edinger Suite 209 Santa Ana, CA 92705  
Commodore® is a Registered Trademark of Commodore Bus. Machines.

Telephone: (714) 953-6165  
Telex: 503727



# HOW TO EVOLVE TO A HIGHER INTELLIGENCE.



## THE COMMODORE 128.

The first step is buying the Commodore 128™ Personal Computer. The smartest computer available for the price. It's like getting three computers for less than one usually costs. You can run CP/M® business software, the new programs written for the 128, and over 3,000 Commodore 64® programs. You start out with more software than most machines give you after years on the market.



## THE COMMODORE 128 WORKS FASTER.

To run all that software and run it faster, you'll want the 1571 Disk Drive. You can't find a faster drive at the price. It transfers nearly 1,000 words a second (5200 cps), so you can load most programs instantly.



## THE COMMODORE 128 GETS SMARTER.

Now try improving your memory. Plug in our 1750 RAM Expansion Module and your 128 moves up to a powerful 512K. That's enough to handle just about anything you can dish out, from complicated business forecasting to giant data bases.



## THE COMMODORE 128 LEARNS TO COMMUNICATE.

There's no real intelligence without the ability to communicate. So you'll want our 1670 Modem/1200. It puts you in touch with a new world of shopping, banking, communications and information over your telephone line. And it operates at a lightning-fast 1200 baud to save on your phone bill.



## THE COMMODORE 128 LEARNS TO WRITE.

Looking good in print could be your next move with the MPS 1000 Printer. It's a new dot matrix printer designed to make the most of the 128's speed and high-resolution graphics. The MPS turns out about 1200 words a minute (100 cps) of draft-quality printing, or gives you near-letter-quality at about 240 words a minute (20 cps).



## THE COMMODORE 128 IMPROVES YOUR VISION.

Brains aren't enough without good looks, so improve your vision with Commodore's new 1902 RGB Color Monitor. The high-resolution screen gives you a sharper image and better color than your standard TV, so you can really appreciate the 128's great graphics.

All these evolutionary steps ahead won't set you back when it comes to paying for them. Additions to your Commodore 128 are available at a store near you and are as affordable as the 128 itself. We think that's a smart way to help you build a computer system.

©CP/M is a registered trademark of Digital Research, Inc. © 1985, Commodore Electronics Limited

**COMMODORE 128 PERSONAL COMPUTER**  
A Higher Intelligence