

ARCADE
GAME CONTEST!

8 Exciting New Programs in This Issue!

February
1989

COMPUTE!'s GAZETTE™

02220

FOR COMMODORE PERSONAL COMPUTER USERS

THE GREAT ARCADE MACHINE

Have a good
game idea?
Here's the
ticket to
making it a
reality!

BUYER'S GUIDE
TO PERSONAL
PUBLISHING
SOFTWARE

27 Packages to
Start Your Own Press

USA \$2.95
Canada \$3.50



0 71486 02220 6



John Elway's QUARTERBACK™




FOOTBALL THE WAY IT WAS MEANT TO BE PLAYED.

Third and ten on your own 30 yard line. Forty-three seconds left on the clock and you're down by two points. Suddenly the end zone seems to be a hundred miles away. If you're going to be a hero, now's the time. You call the play:

"Yellow-nineteen! Yellow-nineteen! Hut! Hut!! HUT!!!" The ball is snapped. There's a crunch of armor on the front line and you drop back. You look for a receiver but the blitz is on. Roll to the right - you keep dancing, you look for an opening but your blockers are starting to crumble. Keep pedalling back... you're in trouble now, you're too deep. But wait! You spot an open man down field! You cock back, ready to fire, when suddenly an ugly-looking tackle is all over you. Do you try and throw? Or duck and run!

Football action so real you can almost feel the pigskin in your hands. Designed under the watchful eyes of the game's premier quarterback - **John Elway** - this faithful computer version of the #1 arcade winner brings all the strategy and ground pounding excitement of the world's greatest sport right to your computer screen, one or two players!

Play big league football the way it was meant to be played... with QUARTERBACK!



Screen Shots taken from the IBM version

AT A SOFTWARE STORE NEAR YOU

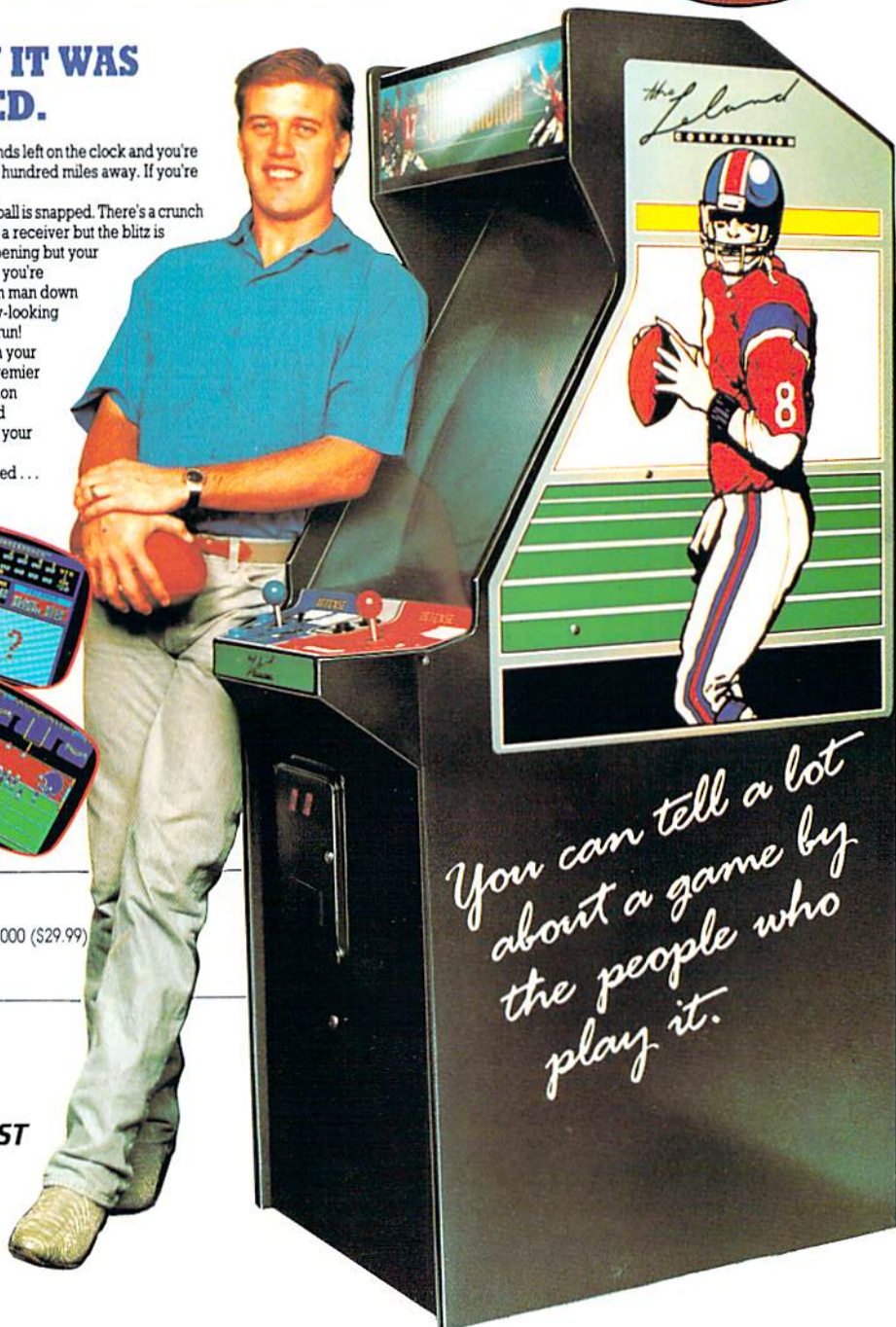
Now Shipping for: Commodore 64/128 (\$29.99)
IBM PC and PS/2 and Tandy 1000 (\$29.99)
Apple II series (\$29.99)
Apple IIGS (\$39.99)



QUARTERBACK™ is a trademark of the Leland Corp., licensed from Tradewest.



Melbourne House, 711 West 17th Street, Unit G9,
Costa Mesa, CA 92627. Tel. (714) 631-1001



*You can tell a lot
about a game by
the people who
play it.*

Fly Miss MicroProse with Major Bill



Major "Wild Bill Stealey" MicroProse President, USAF Reserve, graduated from the U.S. Air Force Academy in 1970. As a U.S.A.F. instructor and Pennsylvania Air National Guard pilot, he has flown more than 3,000 hours in jet airplanes.

Now you have a chance* to take-off into the wild blue yonder with Major "Wild Bill" Stealey, president of MicroProse Software. All you have to do is send us an essay (200 words or less), telling us why you like any one of the six MicroProse products shown below. It's easy!

If you're one of the 3 grand-prize winners, we'll fly you to Maryland, give you a tour of MicroProse and take you on the ride of your life in the company's 1425-horsepower T-28 Trojan airplane — the MISS MICROPROSE. 100 other winners will receive T-shirts, stealth fighter models and a coupon for \$10 off your next purchase of a MicroProse title.

Thrill to a Chesapeake Bay sunset from 5,000 feet or just enjoy the view of northern Maryland's rolling horse farms at low altitude. If you're up for it, you can even fly upside down. It's an adventure ... it's excitement ... and it's real — just like the sophisticated software from:

MICRO PROSE™
SIMULATION • SOFTWARE

180 LAKEFRONT DRIVE • HUNT VALLEY MD 21030 • (301) 771-1151

* Offer void where prohibited by law. All entries must be postmarked before March 31, 1988. Send to "I Cheated Death with Major Bill" contest. This offer is *not* affiliated, sponsored or endorsed by the U.S. Air Force.



For IBM, Commodore 64/128, Apple, and Atari Computers. Call for specific machine type availability.

CompuServe Now Available
at **Radio Shack**



Make Amigos With Other Amigas.

The largest group of Amiga® users in the world shares its problems and solutions online every day in CompuServe's Amiga Forums. And you can join them.

Whether you're an Amiga novice or a professional user in broadcasting, film special effects, animation, or music production, you'll find support from thousands of Amiga users and nearly every third-party Amiga software and hardware vendor.

Looking for a solid CAD program? Want to make the most of your Amiga's multitasking capabilities? Ask

somebody who's been through it all. There's no better way to get more out of your Amiga.

To join CompuServe, see your computer dealer. To order direct or for more information, call 800 848-8199. In Ohio and Canada, call 614 457-0802. If you're already a member, type GO AMIGA at any ! prompt.

CompuServe®

An H&R Block Company

COMPUTE!'s GAZETTE contents

February 1989 Vol. 7, No. 2

features

Around the World with Commodore <i>Tom Netsel</i>	14	*
A Buyer's Guide to Personal Publishing Software <i>Caroline D. Hanlon</i>	20	*

reviews

<i>Ocean Ranger</i> <i>Robin and David Minnick</i>	38	64
<i>Sporting News Baseball</i> <i>Neil Randall</i>	43	64
<i>JiffyDOS</i> <i>Art Hunkins</i>	45	128/64
<i>Quick Brown Box</i> <i>Art Hunkins</i>	46	128/64
<i>Sesame Street Learning Kit, Volume 1</i> <i>Robin and David Minnick</i>	48	64

games

<i>Tank Ambush</i> <i>Anthony Bertram</i>	26	64
<i>Gridloc</i> <i>Dan Stephens</i>	30	128

programming

<i>The Great Arcade Machine</i> <i>Hubert Cross</i>	53	64
<i>Power BASIC: Binary/Hex Enhancer</i> <i>Sanjoy Dasgupta</i>	60	64
<i>64 Runner</i> <i>Joel M. Rubin</i>	61	128
<i>1581 Alphabetizer</i> <i>Raymond D. Layton</i>	62	128/64
<i>The Programmer's Page: Bugs</i> <i>Randy Thompson</i>	64	128/64
<i>BASIC for Beginners: DEF FN and FN</i> <i>Larry Cotton</i>	66	128/64/+4/16
<i>Machine Language Programming: Same Game, But Faster!</i> <i>Jim Butterfield</i>	68	128/64
<i>Sound Wedge</i> <i>Stacy J. Prowell</i>	75	64
<i>Gabby</i> <i>Robert Bixby</i>	78	64

departments

<i>The Editor's Notes</i> <i>Lance Elko</i>	4	*
<i>Letters to the Editor</i>	6	*
<i>Commodore Clips: News, Notes, and New Products</i> <i>Mickey McLean</i>	8	*
<i>Feedback</i> <i>Editors and Readers</i>	50	*
<i>Bug-Swatter: Modifications and Corrections</i>	57	*
<i>User Group Update</i> <i>Mickey McLean</i>	63	*
<i>Horizons: That Masked Man</i> <i>Rhett Anderson</i>	70	*
<i>D'Iversions: Teachers and Technology in the 1990s</i> <i>Fred D'Ignazio</i>	71	*
<i>The GEOS Column: Close-Up—geoChart</i> <i>Robert Bixby</i>	72	*

program listings

<i>MLX: Machine Language Entry Program for Commodore 64 and 128</i>	96	128/64
<i>The Automatic Proofreader</i>	106	128/64/+4/16
<i>How to Type In COMPUTE!'s Gazette Programs</i>	108	*

* = General, 64 = Commodore 64, +4 = Plus/4, 16 = Commodore 16, 128 = Commodore 128

Cover photo illustration by John Schneider/Creative Concepts.

editor's notes

COMPUTE!'s GAZETTE

FOR COMMODORE PERSONAL COMPUTER USERS

A special thanks to those readers who have mailed in responses to *Gazette's* "Readership Survey," found in the December issue. At this writing, the results are being tallied. We've already seen 700 responses and more are coming every day. If you're a regular reader and you haven't sent in your survey sheet, it's not too late. It's your chance to tell us all about your needs and plans, and what you like or don't like about *Gazette*. In the next month or two, we'll take a look at the final results in this column.

It's evident from the user group newsletters we receive and from the 700 survey responses that a growing number of 64 and 128 users are buying Amigas. If you're in that group, we have some exciting news. COMPUTE! Publications is launching a regularly scheduled Amiga-specific publication in a few months. *COMPUTE!'s Amiga Resource* will be brought to you by many of the same people that produce *Gazette*—me, Rhett Anderson, and Randy Thompson, to name a few.

We decided not to incorporate Amiga coverage into *Gazette* because of the obvious diluting effect. (Besides, what do these machines have in common, other than the manufacturer?)

We named our new magazine *Amiga Resource* because that best describes what we've planned it to be—a true resource, packed with information you'll refer to time and again. We're still nailing down a few last-minute details, but we can tell you about what's in each issue: in-depth features, incisive software and hardware reviews, up-to-date buyer's guides, technical tips, and a wide variety of must-read columns. Our regular columnists (so far) include Sheldon Leemon, John Foust, Bob Peck, Shay Addams, Jim Butterfield, Arlan Levitan, and our own Rhett Anderson and Randy Thompson. We will also be offering a companion disk with each issue. This disk, packed with exciting programs (written in a variety of languages), animation, and art, will be available separately by subscription or by single order; in addition, certain Amiga dealers will offer it bundled with the magazine. If you'd like more information on our new Amiga magazine, send a postcard with your name and address to *COMPUTE!'s Amiga Resource*, ABC Consumer Magazines, 825 Seventh Avenue, 8th Floor, Department BT, New York, New York 10019.

In this issue, you'll find an exciting program, "The Great Arcade Machine." This interactive tool lets you design your own machine language-speed game through BASIC. The only restriction is your imagination. It's all here: animation, sound, collisions, color, and joystick control. In fact, we're so anxious to see what you can do that we're running a contest with cash prizes for those who design the best games with this program. (See page 57.)

In this month's lead feature, "Around the World with Commodore," Tom Netsel explores the global Commodore community. It's a fascinating story about Commodore enthusiasts in Japan, Costa Rica, India, Mexico, Colombia, and Sweden. This feature warmly illustrates that in spite of the natural language barriers, we're all speaking the same tongue when it comes to Commodore computers.



Lance Elko
Senior Editor

Editor Lance Elko
Assistant Art Director Robin L. Strelow
Assistant Editor Rhett Anderson
Features Editor Keith Ferrell
Assistant Features Editor Tom Netsel
Technical Editor Patrick Parrish
Assistant Technical Editor Dale McBane
Assistant Editor
Submissions & Disk Products David Hensley
Editorial Assistant Mickey McLean
Copy Editors Karen Siepak
Tammie Taylor
Karen Uhlenford
Programming Assistant Troy Tucker
Contributing Editors Jim Butterfield (Toronto, Canada)
Fred D'ignazio (E. Lansing, MI)
David English
Randy Thompson

ART DEPARTMENT

Junior Designer Meg McArn
Mechanical Artists Scotty Billings
Robin Case

PRODUCTION DEPARTMENT

Production Director Mark E. Hillyer
Assistant Production Manager De Potter
Production Assistant Kim Potts
Typesetting Terry Cash
Carole Dunton
Advertising Production Assistant Anita Armfield

COMPUTE! PUBLICATIONS

Group Vice President William Tynan
Publisher/Editorial Director Kathleen Martinek
Managing Editor Lance Elko
Senior Editor Tony Roberts
Editorial Operations Director Janice R. Fary
Senior Art Director Sybil Agee
Executive Assistant Julia Fleming
Senior Administrative Assistant Iris Brooks
Administrative Assistants Cathy McAllister

ABC CONSUMER MAGAZINES, INC.

Senior Vice President Richard D. Bay
Vice President, Advertising Peter T. Johnsmeyer
Vice President, Circulation Robert I. Gursha
Vice President, Production Ilene Berson-Weiner
Director, Financial Analysis Andrew Landis
Senior Art Director John Ciofalo

CIRCULATION DEPARTMENT

Subscriptions Ora Blackmon-DeBrown
Harold Buckley
Maureen Buckley
Beth Healy
Thomas D. Slater
Raymond Ward
Newsstand Mitch Frank
Jana Friedman

Customer Service S. Adekemi-Adaralegbe
Subscriber Service (800) 727-6937

One of the ABC PUBLISHING Companies

President Robert G. Burton
1330 Avenue of the Americas
New York, NY 10019

ADVERTISING OFFICES

New York: ABC Consumer Magazines, Inc., 825 Seventh Ave., New York, NY 10019. Tel. (212) 265-8360. Bernard J. Theobald, Jr., Group Advertising Director.
Greensboro: COMPUTE! Publications, Suite 200, 324 West Wendover Ave., Greensboro, NC 27408. Tel. (919) 275-9809. Kathleen Ingram.
New England & Mid-Atlantic: Bernard J. Theobald, Jr. (212) 315-1665. Peter Hardy (508) 681-9000. Kathleen Ingram (919) 275-9809.
Midwest & Southwest: Jerry Thompson, Lucille Dennis, Jennifer Delfs (312) 726-6047 [Chicago]; (713) 731-2605 [Texas]; (303) 595-9299 [Colorado]; (415) 348-8222 [California].
West, Northwest, & British Columbia: Jerry Thompson, Lucille Dennis, Jennifer Delfs (415) 348-8222.
Southeast & International: Peter Hardy (508) 681-9000. Kathleen Ingram (919) 275-9809.


Address all advertising materials to Anita Armfield, COMPUTE! Publications, Inc., 324 West Wendover Ave., Suite 200, Greensboro, NC 27408

Editorial inquiries should be addressed to The Editor, COMPUTE!'s Gazette, Suite 200, 324 West Wendover Ave., Greensboro, NC 27408

PRINTED IN THE U.S.A.



Wizardry®



Now the world of
Wizardry comes to
Commodore 64/128

PROVING GROUNDS of the MAD OVERLORD

Also available for:
Apple II Series,
IBM PC & compatibles,
Tandy 1000 SX & EX,
Macintosh



With your Commodore 64 or 128 you can now experience an exciting initiation into the internationally-acclaimed world of the Wizardry Gaming System.

Begin with the first scenario*: Proving Grounds of the Mad Overlord. It challenges you to overcome devious tricks and sudden traps, strange and mysterious encounters, maze upon maze of puzzles, stimulating and intricate sub-plots and sophisticated themes. Ingenious multi-level, mind-bending tests abound with vile creatures, unspeakable villains, courageous adventurers and strong allies to hinder and help you achieve ultimate victory.

SIR-TECH

Sir-tech Software, Inc.,
P.O. Box 245, Ogdensburg, NY 13669
(315) 393-6633

® Registered trademark of Sir-tech Software, Inc.
© Copyright by Sir-tech Software, Inc.
Commodore is a registered trademark of Commodore International

PLAY IT TO THE HILT!

* Many other Wizardry scenarios coming for Commodore players.

letters to the editor

Send questions or comments to *Letters to the Editor*, COMPUTE!'s Gazette, P.O. Box 5406, Greensboro, North Carolina 27403. We reserve the right to edit letters for clarity and length.

Gorbachev Made Us Do It

I just read "88's Best Games" (December) and I am appalled that you selected a Russian arcade game over *Bard's Tale III: Thief of Fate*. I received more enjoyment from *BTIII* than I did when I achieved Colonel in *Gunship*.

Payton Byrd
Dover, TN

As explained in the December "Editor's Notes," we conducted a secret poll of Gazette staff and regular reviewers. Software titles with the most votes made our final list. (Ironically, a democratic process picked a product from a Communist country. Maybe Glasnost is spreading.) *Bard's Tale III* was cited by a few, but it did not receive as many votes as the seven finalists.

Resurrection

I'm 53 years old and totally disabled with emphysema. All my relatives and friends thought I had come home to die. I thought, *Not me*, and I then bought my first computer, a VIC-20, and started from scratch, teaching myself how to program with the help of a COMPUTE! subscription. It relieved all my stress and helped me learn to control my anxiety and depression. After a couple of years, my VIC broke down, so I bought a 64 and started over again. I signed up for a Gazette subscription. I now have a new outlook on life, thanks to Commodore and Gazette. Last August I bought a Commodore Turbo Colt PC, but I still like my 64 and use it a lot. I just signed up for a COMPUTE!'s PC subscription. Just thought I'd share my story with the people that saved my life.

Eldon H. Stevenson
Greeley, CO

Reader Tips

I found "128 Shell Booter" (August) to be very helpful. To make this program even faster and easier to use, I used the Autoboot Maker program on the 1571 Test/Demo disk on SHELL.BOOTER,

and now it autoboots the DOS Shell on double-sided disks. All I have to do is turn on the 128, and in less than seven seconds the Shell is booted. I've done this with all my double-sided disks without any problems. When running Autoboot Maker, just be sure to tell the program that SHELL.BOOTER is a binary, not a BASIC, file.

William Engel
Dumont, NJ

I've noticed in several recent computer magazine issues that many Commodore users are having problems after buying a second disk drive because they can't switch it to device 9 very easily. I have a suggestion: When buying a second drive, try to locate a 1541-II. These drives have a switch on the back panel to change device numbers.

Jeremy Rusnak
Sarver, PA

Writing It Right in French

I'm writing in response to the letter from Daniel Girard in the November issue. For those who want to do word processing in French, I can highly recommend *Traitex 64/128*, from Logical Vision Software. It is marketed by Télématique, 451 Rue St.-Jean, Montréal, Québec, Canada H2Y 2R5. A few of its features are all 13 accents supported on screen and printer, 95,000-word English dictionary, 250,000-word French dictionary, and mail merge. The program is 100-percent bilingual, with manuals in both English and French. (I've found out the hard way that my Seikosha SP-1000VC doesn't have international characters, so if I'm writing in NLQ mode, the printer will switch over to graphics mode to insert accent marks.

Steve Mills
Grand Haven, MI

More on Excel Upgrade

After reading the "Excel No More" letter in the December issue, I became interested in the upgrade chip for the Excel-2001 disk drive. Where can I get the chip, how much does it cost, and how can I install it in my disk drive?

Frank Brower
Trenton, NJ

You can get the new chip, which increases the speed of the drive by 20 percent, directly from Surfside Components, the Excel drive manufacturer. The cost is \$19.95. David English, Surfside's contact person for all 2001 matters, told us that installation is simple, a matter of removing about nine screws, popping out the old chip, inserting the replacement chip, and replacing the screws. The chip can be ordered through Surfside's toll-free number, (800) 548-9669, or by writing Surfside Components International, 262 Nehf Lane, Soquel, California 95073. English told us that he'd be happy to talk with any readers with questions about the 2001 drive or the replacement chip.

1764 and 128 Compatibility

I read Mary E. Wilson's letter (November) with a great deal of sympathy. I like Commodore products, but have my doubts about the people running the show. I considered buying a 1700 REU myself, but thought the 1764, for a few dollars more, with twice the memory, was a better choice. As I was not certain it would work with my 128 and GEOS, I wrote letters asking for information as to the compatibility. I got answers from no one, including Berkeley. I took a chance and bought a 1764 anyway, and despite Commodore's statement that the 1764 was designed only for the 64 and cannot be used with the 128, I have used it with GEOS for about a year now with no problems. If my letter to Gazette had been answered, it might have saved Mary Wilson and her users' group some needless expense and disappointment.

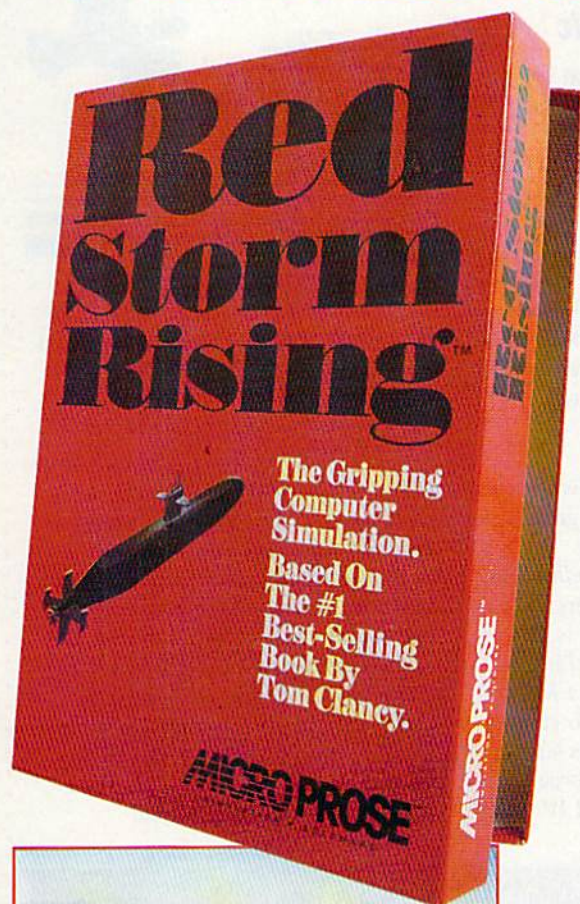
Richard Weller
Spencerport, NY

Correct—we're using a 1764 with the 128 here at COMPUTE! without problems. Apparently, Commodore intended for the 1764 to be purchased by 64 users, because the company includes a hefty 64 power supply with each 1764 package (the older power supplies cannot withstand the extra power drainage with the 1764 installed).

As to our not replying to or publishing your letter, we're sorry. On our behalf, we should note that we could fill an entire issue—on a monthly basis—with all the letters we receive. We do our best to handle as much mail as we can while still publishing a monthly magazine. ☐

Presenting the **Red Storm Rising™** Ultimate Challenge

Win a Trip for Two to Scotland & England!



Your skill in *Red Storm Rising* — the gripping World War II nuclear submarine simulation by MicroProse Software for the Commodore 64 — can win you and a companion an unforgettable visit to Great Britain!

MicroProse Software has convened a Board of Naval Examiners to find the *Admiral of the Fleet* — the very best *Red Storm Rising* nuclear submarine commander in the world.

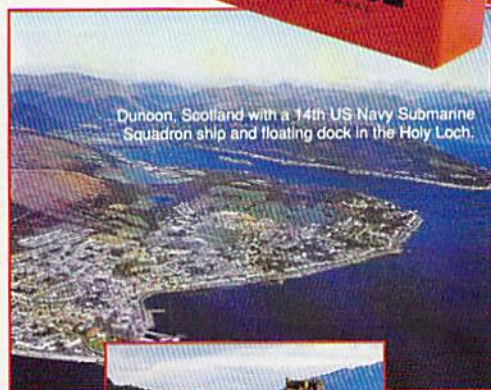
In September, 1989, the *Red Storm Rising Admiral of the Fleet* and a companion will embark on a 7-day expense-paid trip to Dunoon, Scotland, home of the US submarine base at Holy Loch from which *Red Storm Rising* players operate. Then they will visit London for the international Personal Computer Show. The *Admiral of the Fleet* and nine Runners-Up will receive other terrific prizes as well.

To enter, obtain your *Official Log Form* and complete *Rules* by sending a letter or postcard to the *Red Storm Rising* Board of Naval Examiners, 180 Lakefront Drive, Hunt Valley MD 21030. While you're waiting for the *Official Log Form*, start playing the full *Red Storm Rising* campaign game and learn to achieve maximum Efficiency Rating (ER). You can protect the ER of your campaign in progress by choosing the "Computer Log" option at the "Contact Screen" (see below) preceding each battle, and then saving your game. If your performance in the ensuing contact does not meet your standards, you can re-play it (before going on to another battle) without losing your previous score.

On the *Official Log Form* you will fill in the details of each of your most successful battles in your best campaign. The deadline for the Board of Naval Examiners to receive your entry — your completed *Official Log Form* and final game save disk — is March 31, 1989.

The Board of Naval Examiners is making every effort to ensure that the *Red Storm Rising Ultimate Challenge* is a fair test. As you proceed into the higher levels of competition, the Board of Naval Examiners will advise you of specific examination procedures. If you intend to win you must be available for certain arrangements during the weeks of April 10 and 17, 1989, and on April 30 and May 1, 1989.

The *Rules*, included with your *Official Log Form*, explain the details.



Dunoon, Scotland with a 14th US Navy Submarine Squadron ship and floating dock in the Holy Loch.



Commodore 64 is a registered trademark of Commodore Electronics Limited.

Red Storm Rising by Tom Clancy © 1986 by Jack Ryan Enterprises Ltd. and Larry Bond.




Contact Screen



COMMODORE CLIPS

NEWS, NOTES, AND NEW PRODUCTS

By Mickey McLean



Janice R. Fary

Okidata Speaks Up

User groups nationwide can now contact Okidata (532 Fellowship Road, Mount Laurel, New Jersey 08054) and its new Speakers Bureau for group speaking engagements.

Speakers will be drawn from the company's national sales organization, and their presentation will address Okidata's history, product line, and customer-service support program. An audience question-and-answer period and a product demonstration will follow the presentation. Corporate literature will also be available.

"We feel that this is a very effective vehicle for educating end users about our company," said Edward Golderer, vice president of marketing. "Their questions can be answered directly, and we will learn more about their printer needs on a firsthand basis."

Written inquiries should be addressed to Cliff Rockwell, manager of public relations.

Lucasfilm Games Sees the Light and Magic

Lucasfilm has announced that its Games Division has become a part of Industrial Light and Magic. ILM, known for its cinematic special effects, and Games will combine to create state-of-the-art applications of computer animation and computer simulation for games.

"By combining Games' knowhow in interactive design with ILM's visual magic, we can create a whole new dimension in entertainment," said Douglas Norby, president of Lucasfilm.

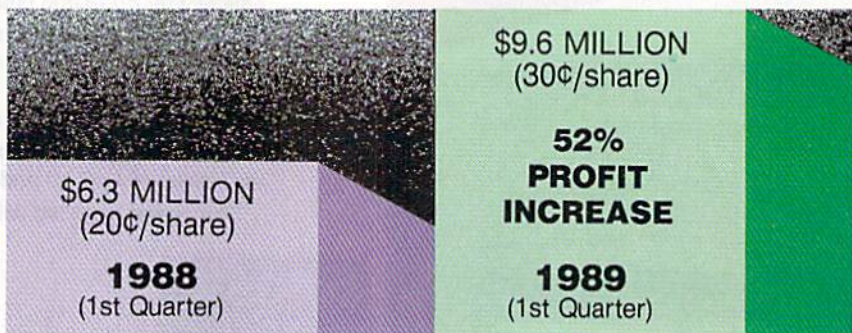
Lucasfilm Games is known for its line of simulation and story games including *Maniac Mansion*, *Zak McKracken and the Alien Mindbenders*, and *Battlehawks 1942*. Winners of eight Academy Awards, ILM is known for its work on Lucasfilm's *Star Wars*, *Willow*, and *Indiana Jones* movies. The division has also created visual special effects for films such as *Who Framed Roger Rabbit?*, *Cocoon*, *E.T.*, and *Star Trek II, III, and IV*.



Drawing from the 128

A complete drawing system designed for the Commodore 128 and 1351 mouse has been released by Free Spirit Software (P.O. Box 128, 58 Noble Street, Kutztown, Pennsylvania 19530). *Sketchpad 128* (\$29.95) takes advantage of the 128's 80-column graphics capabilities.

The program can create 80-column artwork, slide shows, signs, posters, and letterheads. In addition to a 128 or 128D computer, *Sketchpad 128* requires a 1351 mouse, a 1571 disk drive, and an 80-column RGB monitor. A second disk drive and 64K of video RAM are optional. The 1581 disk drive is fully supported.



Commodore Climbs

Commodore has reported a 52-percent profit increase for its fiscal first quarter of 1989, according to the *Wall Street Journal*. This continues a trend of increased profits since the company suffered losses three years ago.

Commodore reported a net income of \$9.6 million, or 30 cents per share, for its quarter ending September 30, 1988. These figures show an increase from the \$6.3 million, or 20 cents per share, from last year. Sales also rose 15 percent, from \$173.9 million to \$200.2 million.

Irving Gould, Commodore chairman, credits the company's success to its expanded product mix including its line of Amiga computers and PC compatibles in addition to the 64 and 128.

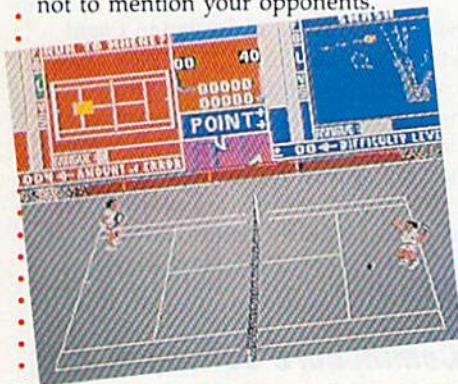
COMMODORE CLIPS

NEWS, NOTES, AND NEW PRODUCTS

Games People Play

Each month, *Commodore Clips* beats the bushes of software publishers to find out what's new in the world of Commodore 64 and 128 entertainment software. This month we'll take a look at the latest titles in the category of sports games. Actual simulations of the games we (or our heroes) play and arcade-style athletic titles are coming from the software publishers in droves.

Taking It to the Streets. Epyx (600 Galveston Drive, P.O. Box 8020, Redwood City, California 94063) has recently released its latest entry in the Street Sports series. *Street Sports Football* (\$19.95) puts you in the middle of a gridiron battle on the neighborhood streets or at a construction site. To make it safely to the end zone, you'll need to dodge oil spills, trash cans, parked cars, potholes, and puddles, not to mention your opponents.



Accolade's *Serve & Volley* simulates actual tennis action.

You choose your three-man team from a group of neighborhood rowdies, each possessing a certain football talent. You can either pick plays from a playbook or create your own. The only thing missing is the dirt to draw them in. You also set your own rules before the game.

Street Sports Football is joystick-controlled and can be played at a beginner or an advanced skill level against either the computer or a rowdy from your own neighborhood.

Tennis Everyone? Accolade's *Serve & Volley* (\$29.95) simulates the

action on the tennis courts. You must make careful stroke selections and correct ball placements, possess accurate timing, and anticipate the correct court position after each ground stroke, volley, and serve.

The Strobe-O-Stroke feature from *Accolade* (550 South Winchester Boulevard, Suite 200, San Jose, California 95128) consists of action windows with animated racket movement that



Battle the world's top drivers in *Accolade's Grand Prix Circuit*.

allows you to time each hit or serve.

You can choose from several different serves or ground strokes and play the game at the beginner, intermediate, or advanced level. Other game options include a choice of court surfaces and either match or tournament play.

Player attributes in this one- or two-player game can be adjusted for endurance versus speed, forehand versus backhand, and power versus accuracy. You can also save player statistics to use in a computer-controlled match or tournament based on those statistics. Each match or tournament can be saved or resumed.

Off to Monaco. In the tradition of its successful driving simulation, *Test Drive*, Accolade has released *Grand Prix Circuit* (\$29.95), a racing simulation based on the Formula One series.

You can choose to represent either the McLaren, Ferrari, or Williams team at Monaco, Japan, Detroit, Germany, or four other track layouts. In addition to team and track choice, your options include three modes of

play—qualifying lap, single race, or Grand Prix Championship—and a choice of difficulty levels ranging from beginner to expert.

Once you have made your selections, you must qualify your car in a field of ten cars. You then race to accumulate points against the other nine, each with its own personality and driving characteristics, to become the world driving champion.

Features that add to the realism of the game include cars that show damage after mishaps on the track, functional rear-view mirrors, accurate representations of each track including overpasses and tunnels, and authentic background scenery of each city.

As in true Formula One racing, you'll need to make pit stops, which must be timed perfectly so that you don't lose your position on the track.



EA's *Caveman Ugh-Lympics* provides real head-bashing action.

Go for the Ugh! Electronic Arts (1820 Gateway Drive, San Mateo, California 94404) has set the Olympic Games back thousands of years with *Caveman Ugh-Lympics* (\$29.95). In this prehistoric athletic competition, you are challenged in six unique events. But first you must choose from six Neanderthal athletes to portray on the computer screen, each having personal strengths and weaknesses.

Each event requires special skills and tricks that must be learned before you can claim to be the Carl Lewis of the cave set. Learning the overhead smash and the knee swing will improve your score in the Clubbing

COMMODORE CLIPS

NEWS, NOTES, AND NEW PRODUCTS

event. You can even try to fool your opponent with the old look-at-the-pterodactyl-in-the-sky trick. A bad vault in the Dino-Vaulting competition provides lunch for the triceratops. Unsportsmanlike conduct is permitted in the Sabertooth Tiger Racing event as you try to trip your opponent.

The final three events require even more skill. To win the Mate Toss, you must heave your partner the farthest. In Firemaking, you must rub your sticks the fastest to get a spark, and you must remember to duck when your opponent tries to club you in the head. The grand finale is the Dinosaur Race, in which you must ride and prod your dinosaur to beat the other cave-men to the finish.

Winners receive Ugh-Lympic medals and can earn the ultimate honor—induction into the Cave of Flames.

Award Winner


The Computer Game Developer's Conference has selected Origin (136 Harvey Road, Building B, Londonderry, New Hampshire 03053) as the inaugural recipient of its Best Publisher

Award. The conference, which is held annually in California, unites the world's top computer game designers as they share their opinions on the state of the entertainment software industry.

Origin, publishers of the Ultima series, came home with the top honors, which pleased company president Richard Garriott.

"This is by far the most exciting award we have ever won," Garriot said.

Sponsored by computer game designers Chris Crawford and Stephen Friedman, the Computer Game Developers Conference attracted over 150 designers and programmers.



Guitarists Only

Guitar students and teachers with Commodore 64s may be interested in *Chord Printer*, a product from The Guitar Connection (P.O. Box 221H, Scarsdale, New York 10853). *Chord Printer*, a menu-based program, is a dictionary of guitar-chord fingerings of 19 of the most-used chord types in popular music. Fingerings for major, minor, sus2, sus4, augmented, major 6, minor 6, major 7, minor 7, and other chords can be selected (the user can specify the root note and string for moveable chords). *Chord Printer* shows any user-selected chord finger display—open or moveable—onscreen and offers a printout option. Printout options of staff paper, tablature paper, and blank fretboard diagrams are also offered from the menu. *Chord Printer* retails for \$14.95.

The Expanding World of Commodore


Commodore has announced a third World of Commodore show to be held May 18–21 in Los Angeles. Other World of Commodore events are held annually in Toronto and Philadelphia. Last December's show in Toronto was its sixth annual, while last fall's expo in Philadelphia was the first to be held in the United States.

The show is sponsored by Commodore, which also acts as a major participant with a large display booth, seminars, and stage presentations.

The spring show is being held in the Los Angeles Convention Center.

Commodore Software Sales: Games

A Software Publisher's Association study shows that software sales in the third quarter of 1988 were up 42 percent over the previous year, according to a report in the *Software Industry Bulletin*. Commodore 64 and 128 software sales were down 1.4 percent from third quarter 1987 figures, but they showed an increase of 8.7 percent over 1987 totals in the category of recreation games sales. The study also showed that sales of MS-DOS programs grew to claim 77 percent of the dollar total for all software sold, up 47 percent over 1987 figures. ☐



FLIGHT SIMULATOR


\$49.95

Nearly 1.5 million copies of this classic, premium flight simulation program have been sold to date, and there's still nothing even close to it. Compatible with SubLOGIC Scenery Disks.

STEALTH MISSION

\$49.95

Winner of the 1988 CES "Best Strategy Game" Software Showcase Award. This advanced-technology strategic simulation is a stunning success, with sales challenging those of Flight Simulator. With nothing comparable on the market (despite similar titles), Stealth Mission's programming polish and strategic gaming excellence set new industry standards. Scenery Disk compatible.



JET

\$39.95

This award-winning jet fighter simulator defines the state of the art in action/combat simulation. Exciting and beautiful carrier-based sea missions complement multiple land-based combat scenarios. Jet's quick-reading documentation and easy flight controls provide unequalled action and fun. Scenery Disk compatible.

Special "Discover the World of SubLOGIC" promotional packaging:

- * Jet for the Commodore 64/128 now includes a FREE beautiful Japan Scenery Disk, a \$24.95 extra value!
- * Jet is also available without Japan Scenery Disk for the special low "discover SubLOGIC" price of \$29.95 through selected discount channels.



SCENERY DISKS

\$24.95 each. For use with all SubLOGIC flight simulation products.

WESTERN EUROPEAN TOUR

Our latest and hottest! Detailed scenery covering southern Great Britain, northern France, and southern West Germany. The basis of our fun "Find Red Square" promotion.

JAPAN SCENERY DISK

Detailed scenery from Tokyo to Osaka. Delightful international adventure!

SAN FRANCISCO


Concentrated scenery covering San Francisco and the Bay area. A consistently best-selling favorite!

SCENERY DISK # 7

Eastern Seaboard. Includes: Washington, Charlotte, Jacksonville, Miami. Another best-seller!

SCENERY DISK # 11

North-Eastern Border. Includes: Detroit, Lake Huron. Incredible variety, from industrial Detroit to beautiful Niagara Falls!



See your dealer, or write or call for more information. All products are available on disk for the Commodore 64/128 computers. For direct orders please indicate which product you want, and enclose the correct amount plus \$2.50 for shipping and handling (\$1.50 for each additional package). Please specify UPS or first class mail delivery. Visa, MasterCard, American Express, and Diners Club charges accepted.

© 1988 SubLOGIC Corporation
Commodore 64 and Commodore 128 are registered trademarks of Commodore Electronics Ltd.

subLOGIC
Corporation
501 Kenyon Road
Champaign, IL 61820
(217) 359-8482 Telex: 206995
ORDER LINE: (800) 637-4983


SEVEN WAYS TO MAKE YOUR COMMODORE SCREAM

1) EXPLOSIVE COMMANDO RAIDS.



Now you can take the world's number one arcade game home! All the action-packed arcade thrills of this awesome hostage rescue are ready for home video play.

2) SUPER-HUMAN WARRIOR LORDS.



Now you can thrill to one of the biggest-ever coin-op hits on your home computer. Rastan's mind-blowing graphics takes you to a magical land of adventure and excitement.

Taito,® Arkanoid,™ Renegade,™ Alcon,™ Bubble Bobble,™ Sky Shark,™ Rastan,™ and Operation Wolf™ are trademarks of Taito America Inc. Copyright


THE ONLY GAME IN TOWN™

TAITO

© 1988. All rights reserved. Commodore is a trademark of Commodore Electronics, Ltd. Advertisement by: Qually & Company, Inc. (Chicago).

COMING SOON, THE CLASSIC MIND GAME, QIX.

3) BUBBLE BLOWING DINOSAURS.



The #1 game in Europe for 3 months. Scramble through 100 screens as your brontosaurus buddies, Bub and Bob, drive you crazy with non-stop action.

4) DEATH-DEFYING ACES.




Take the arcade's meanest air battle home for keeps. Strap in for explosive high-flying action. Hold on for your life as you soar through incredible graphics.

5) INTER-PLANETARY WARFARE.




Now you can blast into one of the hottest arcade space games right in your own home. It's the ultimate inter-planetary combat. You've never seen action like this.

6) OUTER SPACE GRID MONSTERS.



Don't settle for imitations. The game voted "one of the best home video games ever" by Electronic Game Player Magazine is ready to blast into your home.

7) RAGING STREET RUMBLES.




This is the original arcade hit. Thrill to the arcade quality graphics of this fast-paced, street-style karate brawl. Find out what real action is all about!

Taito games will make your Commodore scream with the sights and sounds of arcade action, adventure, survival, destruction, heroes, villains and heart-pounding thrills.

These are the world famous arcade originals and they're ready to wail on your Commodore. Arkanoid™, Alcon™, Bubble Bobble™, Operation Wolf™, Rastan™, Renegade™ and Sky Shark™ will make your Commodore do things you didn't think were possible.

Everyone knows that arcade games are the benchmark for all other video games and Taito has been an arcade leader since 1953. Since then we've made over 1,000 classics for arcade and home play. Count on Taito to bring the heat of the arcade to your home computer.

Buy Taito products at leading stores everywhere. Visa/MasterCard holders can order direct anywhere in the U.S. by calling 1-800-663-8067.



AROUND THE WORLD WITH

COMMODORE

At first glance, a Japanese carpenter, a Swedish teacher, and a Colombian teenager would seem to have little in common. Probe deeper, however, and you'll discover that, in our story, they have at least one unifying bond: a well-used Commodore 64 or 128.

While their languages, customs, and lifestyles vary widely, millions of Commodore owners have a great deal in common when they sit down at their computers. They like to write programs, play the latest games, publish newsletters, or keep a database on the members of their user group. In many respects, Commodore owners from any part of the world are just like the Commodore owners in your neighborhood.

Cali, Colombia

In the summer of 1987, two high school students and a university student in Cali, Colombia, formed a Commodore user group. Carlos Rebolledo, 17; Diego Cardenas, 17; and Juan Lopez de Mesa, 20, wanted an organization that would give

Tom Netsel

The Commodore 64 is the world's most popular home computer. Sales have topped 7 million, but despite the size of this global community, it's amazing how similar Commodore users really are.

64 and 128 users in their community a source of computer hardware and software information.

They decided on the name ComSoft, and now the group has about 30 members, ranging in age from 7 to 50 years old. Some of the members use their computers in business, but most use them in school for projects and at home for entertainment.

ComSoft started the first computer bulletin board system (BBS) in Cali, a city in western Colombia near the Pacific coast. The BBS, ModemComm, which operates on a 128 and three 1541 disk drives, is similar to boards popular in the U.S. Features include download and upload sections, tricks and tips, listings of used computers and peripherals for sale, and software reviews. Most members were unfamiliar with modems when the board began, but more experienced club members have taught the others how to use them.

Members meet twice a month to discuss computers and software. Programs typed from magazines such as *Gazette* are a popular source of inexpensive software. English-speaking members explain how to use the programs to other club members.

There are no official Commodore dealers in Colombia, and the stores that sell 64s and 128s rarely have personnel trained to offer support after the sale. ComSoft members rely heavily on each other,

other user groups, magazines, and commercial-software support lines to help answer computing questions.

ComSoft, managed only by its members, now buys and sells used computer equipment and peripherals. It recently was named the second best small business in the city of Cali in a competition sponsored by a local university.

Members have won other awards as well. Cofounder Diego Cardenas entered and won third place in a state science fair. His experiment consisted of controlling electrical lights and appliances around the house with his 128.

Most software is imported from the U.S., and the favorite games and applications of Comsoft members include some familiar titles: *GEOS*, *The Print Shop*, *The Newsroom*, *PrintMaster*, *Gunship*, *F-15*, *SkyFox*, *Flight Simulator II*, and *GhostBusters*.



Tibas, Costa Rica

Club Commodore de Tibas is a group for Commodore users who live near the Costa Rican cities of Tibas and San Jose. The group was founded more than a year ago by its president, Marvin Vega. The group's first interests were games and graphics, but these have broadened into a wide range of hardware- and software-related issues.

Few stores in this Central American country sell Commodore equipment. And they offer little support, so this role is assumed by the user group. "We stand alone in defense of our brand against the main forces in the local market—Apple and IBM clones," Vega says. Members are proud of their computers and their club. To further promote this pride, club members have their own T-shirts, emblazoned with the Commodore logo.

The club imports most of its equipment and software, despite the high cost and higher tariffs. A used 64 with a 1541 disk drive sells for about \$300. Occasionally, a friend who is visiting the United States will pick up disks or cartridges for other members.

Once a month, the club meets at a member's house to share ideas and swap computer magazines. In addition to the U.S. publications, *INPUT*, from Spain, is popular with the 64 and 128 users. They also try to keep abreast of foreign dealers



Some artwork by 12-year-old Leo Castro, Costa Rica's Club Commodore de Tibas resident artist. Designed with Micro Illustrator, Leo's art is titled (top to bottom): Noche, Design, and Luna.

who offer reasonable rates for equipment and service.

Through *Gazette's* "User Group Update" column, the club has obtained the addresses of other groups with similar interests. Members now correspond regularly with other Commodore owners in Europe, swapping public domain software and exchanging information.

In addition to playing games and using graphics packages, Vega uses his 128 to help run the hardware store he owns and his family's bookstore. He also translates programs into Spanish for his children's use.

Another member of the group, Juan Sepulveda, manages Radio America Latina, a local radio station. He likes to use graphics programs and flight simulators in his free time, but his 64 stays busy at work with *SwiftCalc* and *GEOS*. Sepulveda uses his computer to help design sales materials, brochures, and other business documents for the station.

Leo Castro, 12, is the club artist. He likes to draw pictures of spaceships, landscapes, flags, and record album covers on his computer. Castro uses *Micro Illustrator* for his computer creations.

Villahermosa, Mexico

A thousand miles north of Costa Rica is the city of Villahermosa, in southern Mexico. The 64 and 128 are popular computers in Tabasco, a state that borders the Gulf of Mexico, even though supplies are limited.

Esteban Quijano Bonfil is the president of a user group called Grupo Commodore del Sureste. As in any group, interests are varied. Bonfil says he programs in six computer languages and loves C. On the other hand, several young boys in the group think about nothing but playing games. Other members are interested in learning more about computers and electronics.

The group meets on the first Sunday of each month from 10 a.m. to 3 p.m. at a computer center in Villahermosa. Dues are 10,000 pesos (about \$4.30) monthly, and the money is used to buy computer magazines and to communicate with other user groups, both in Mexico and abroad.

Commodore owners in this group buy a lot of software, most of



Kogi Sugimura (left), president of the Commodore Fan Club of Osaka, with some members of the group. Mr. Takagi (third from left) helped develop Commodore's PET years ago.

it from the U.S. "The price in Mexico of a program?" says Bonfil. "Are you kidding? Is very expensive." Someone bought a copy of *Accolade's Test Drive* for \$25 on a visit to the U.S. The program sells for \$58 in Villahermosa.

U.S. brands are well-known in Mexico. If club members see anything from Epyx, they buy it, Bonfil says. *Impossible Mission* is the group's favorite game. *MicroProse* and *Infocom* titles are also popular contenders. There is very little software on the market from Mexican programmers, and what few titles appear are usually business programs.

Only one store in the state sells Commodore computers. Bonfil says the management prefers to sell PC clones. Service is another problem. A disk drive may take two months to be repaired through the country's authorized dealer. Some members have waited a year to have their computers serviced. Others have sent their equipment to the United States for repair, but Bonfil says that's also expensive. He wishes there were more Commodore dealers in Mexico; then perhaps service would improve and prices of software and hardware would come down.

Modems are rare in southern Mexico. A few members have them and communicate among themselves, but there are no BBSs. Club members have read about bulletin boards, but long-distance telephone calls are too expensive to warrant their use. "Some friends that live in the U.S.A. tell me won-

derful things about BBSs," Bonfil says. "They tell me that you get to know many people and learn very much. We want to play *Habitat* on QuantumLink."

Osaka, Japan


The Commodore Fan Club is a national organization in Japan with approximately 70 members. There are few Commodore user groups in Japan, despite the fact that until recently Commodore Japan Limited sold the PET and VIC-20. Now CJL exports semiconductors and component parts for disk drives and other computer equipment. At one time the VIC, 64, and Amiga were made in Japan, but the 64 is now made in the U.S. and the Amiga 500 and 2000 are made in Hong Kong.


Buying an imported computer, such as the 64 or 128, is more expensive than buying a Japanese brand. The NEC PC 9800 accounts for about 70 percent of the 16-bit-computer market in Japan and is very popular, according to Kogi Sugimura, president of the Commodore Fan Club of Osaka, Japan.

There are only two computer stores in Tokyo that sell Commodore computers. A 64 sells for approximately \$300, and a 128 sells for about \$550, according to ads in the Commodore Fan Club's quarterly newsletter, "Oh! Commodore." Software can be expensive. *Test Drive*, for example, is advertised by one Japanese dealer for approximately \$70. Mail-order firms in the U.S. place advertisements in the group's newsletter, offering



ANNOUNCING
ACCOLADE'S
NEW SPORTS
GAMES.





Bud
BUD COLLINS
Television tennis analyst

“What do I expect from a computer tennis game? Realism. I want to sense the power of a strong fore-

hand, the ease of a smooth backhand. Accolade's Serve & Volley gives me

that realism—and more.

“Serve & Volley truly captures the essence of the game—the action, the strategy, the pressure. You can select and place your shots via the animated “Strobe-O-Stroke” graphics. There's match or tournament play, three levels of difficulty, even three different court surfaces.

“Why should I leave the office to cover a tournament? Now I can play one on my computer with Serve & Volley.”



Hank
HANK STRAM
Radio voice of NFL Monday Night Football

“I've seen some great moves on the football field but nothing compares to the moves you'll find on 4th & Inches computer football. This is real pro football action with 11 animated players per side. It's great! The ball's snapped and you have 22 guys running around the screen buttin' heads!

“But the best part about 4th & Inches? The control. I pick the starters. I control the key players on offense and defense. Heck, this is a head coach's dream come true! And the playbook?



Fantastic. You get a pro style playbook with 20 plays and 11 different formations.

“Somebody at Accolade really knew their X's and O's when they drafted 4th & Inches. Great game plan, guys!”



Marv
MARV ALBERT
1988 Olympic boxing commentator


“I used to think my broadcast booth at ringside was the closest I'd ever come to the true boxing experience. Then I played T.K.O. computer boxing. Talk about “up close and personal!” T.K.O. put me right in the ring, face



to face with a heavyweight champ.

“During a fight I like to do all the jawing. With T.K.O. I got to jab at a fighter's jaw. I threw a right... it landed! I could actually see those familiar signs of wear and tear on the champ's face. At the bell, the champ had a black eye, a fat lip and—I suspect—a bruised ego.

“It's a unanimous decision. Accolade's T.K.O. captures the feeling of boxing like no other game.”



Jack
 JACK WHITAKER
 ABC golf announcer

"Jack Nicklaus is unquestionably the greatest golfer of his time and



I've been fortunate enough to follow his play on the greatest golf courses in the world.

"Jack Nicklaus' Greatest 18 Holes Of Major Championship Golf is the Golden Bear's personal selection of the most challenging holes in all of golf. Holes that have decided the four major championships.

"Accolade has come up with a simulation that not only recreates each hole with stunning accuracy—but it allows the player to golf against a computerized Jack Nicklaus. Quite an accomplishment.

"Jack never settles for second best. This is the computer golf game that others will be judged by for years to come."



Chick
 CHICK HEARNS
 Voice of the Los Angeles Lakers

"To play championship basketball, you've got to have a great fast break. To play three-on-three, full court computer basketball you've got to have Accolade's Fast Break.

"No other computer basketball game gives you this much control and playability. You run the offense and defense. There are more plays, more players and more shots. And the thing that really impressed me was the network television court perspective. The animation was so fluid—I thought I was watching my monitor at The Forum!




"Take it from a guy who's seen his share of great fast breaks—Accolade's Fast Break is a slam dunk."


Available on
 C64/128,
 IBM PC,
 Tandy &
 compatibles and
 Apple IIGS.




Available on
 C64/128,
 IBM PC,
 Tandy &
 compatibles,
 Amiga and
 Apple IIGS.




Available on
 C64/128,
 IBM PC,
 Tandy &
 compatibles.



Available on
 IBM PC,
 Tandy &
 compatibles,
 C64/128,
 Amiga and
 Apple IIGS.



Available on
 C64/128 and
 IBM PC,
 Tandy &
 compatibles.



How to order:
 Visit your favorite retailer or call
 800-245-7744
 (In Colorado, call 303-352-6800)

ANNOUNCING ACCOLADE'S

PLAY BY PLAY™

SWEEPSTAKES

Win your choice of a Sports Fan Fantasy for two!

OFFICIAL ACCOLADE MAIL-IN ENTRY FORM

Complete and mail in time for receipt by 3/31/89 to: ACCOLADE PLAY-BY-PLAY SWEEPSTAKES, P.O. Box 914, Wilton, CT 06898-0914.

My choice of Sports Fan Fantasy is an opportunity to... (check ONE please):

- Visit with and attend a boxing match broadcast by Marv Albert.
- Visit with and attend a Los Angeles Lakers game broadcast by Chick Hearn.
- Visit with and attend an NFL Monday Night Football game broadcast by Hank Stram.
- Visit with and attend a tennis tournament broadcast by Bud Collins.
- Visit with and attend a PGA golf tournament broadcast by Jack Whitaker.

YOUR NAME (please print) _____

YOUR COMPLETE ADDRESS _____

CITY/STATE _____

ZIP (required) _____

NAME OF RETAIL OUTLET YOU SHOP FOR SOFTWARE _____

CITY & STATE OF THAT STORE LOCATION _____

Type of Computer Owned: IBM/Tandy & Compatibles Commodore 64/128
 Apple II Series Apple IIGS Other _____

Offer good only in U.S.A. Offer void wherever restricted or prohibited by law.

ACCOLADE

OFFICIAL RULES—NO PURCHASE NECESSARY

How to Enter. Provide all the information called for on the official entry form (including your choice of Sports Fan Fantasy prize), or print this same information on a plain 3' x 5" piece of paper and mail your entry in time for receipt by March 31, 1989 to: Accolade Play-By-Play Sweepstakes, P.O. Box 914, Wilton, CT 06898-0914. Enter as often as you wish, but each entry must be sent in a separate envelope via First Class Mail.

Prize Awards. The five (5) different Sports Fan Fantasies listed on the entry form comprise this program's prize offering, each fantasy to include such transportation arrangements and other accommodations as may be necessary for two persons traveling together, including the sports event tickets. All arrangements shall be made by Accolade at its discretion as to announcer visit time and place and event selection. Applicable period for fan fantasy arrangements shall be 4/15-12/31/89. Each winner will be offered the option of receiving \$1,500 cash instead of the fan fantasy prize for two.

Winner Drawings. One winner will be chosen for each of the five different Sports Fan Fantasy prizes by means of a series of random drawings to be conducted on 4/1/89 by AMA, Ltd., an independent judging organization whose decisions are final. Prize winners will be notified by mail by 4/8/89. Odds of winning the Sports Fantasy indicated as an individual entrant's choice depend on the number of entries received indicating that same event choice. Winners will be required to provide social security number and to sign an affidavit of eligibility and publicity/travel release. Tax liability on prize winnings is responsibility of each winner. Prizes are not transferable, although any prize won by a minor will be awarded in the name of a parent or legal guardian.

Eligibility. Sweepstakes open to all U.S. residents except employees of Accolade, Inc., its marketing agencies, this program's suppliers, and their immediate families. Void wherever prohibited or restricted by law. To request a list of the prize winners, send a stamped, self-addressed envelope before 4/1/89 to: Accolade Play-By-Play Winners, P.O. Box 7180, Wilton, CT 06897-7180.

ALL REGISTERED TRADEMARKS AND NAMES ARE PROPERTIES OF THEIR RESPECTIVE OWNERS

software at more reasonable prices, even with the additional postage.

CFC members in Osaka meet every Saturday at System Applications Lab. The lab's director, Mr. Takagi, worked at Commodore for about ten years and helped develop the PET. Several times a year the group meets in Tokyo with members of the Tokyo International Commodore Users Group, whose membership is comprised mainly of foreigners residing in Japan.

Bulletin boards in Japan operate using the Chinese characters, *Kata-Kana* and *Hira-Kana*, that the Japanese use to write their language. For this reason, the 64 and 128 are not popular machines for Japanese BBSs. Commodore users do have a forum on the J & P Hotline, a BBS sponsored by a large computer-store chain. The Macintosh is popular in Japan since it supports Chinese characters. Sugimura says he would like to see Commodore do the same so he could have a Japanese word processor for his computer.

QuantumLink's reputation among 64 and 128 owners has also reached Japan. Sugimura says he and other CFC members would like to access QuantumLink and take advantage of its many features—but without making a trans-Pacific telephone call.

Bangalore, India

About three years ago a manufacturing company called Commander Computers imported machinery and other equipment, planning to build Commodore computers in India. Production has yet to begin, although the firm has assembled some 64s and 1541 disk drives, according to S. Ram Gopal, a member of the Commodore Users Group in Bangalore, India.

While waiting for a local supplier, most Commodore users in this city in southern India import their equipment from the U.S. or Britain. Owners have compatibility problems with U.S. equipment, however, because of the color and voltage differences. India uses 220 volts and the PAL color system, whereas the U.S. uses 110 volts and the NTSC system. These problems do not deter the dedicated 64 and 128 users in Bangalore. They use a step-down transformer to convert



Members of ComSoft, a user group in Colombia, started the first Commodore BBS in their hometown of Cali.

220 volts to 110 and buy a JVC television model that offers numerous video standards.

There are about 70 members in the user group, which meets on the first Saturday of each month in a hotel, a school, or the home of a member. As in any group, members show varying degrees of enthusiasm. "We have divided them into active and sleeping members," Gopal says. "There are about 30 active members who attend meetings and keep in touch with the group. And you know who are the sleeping ones."

Most club members own 64s, two have 128s, and one member uses a VIC-20. As in most groups, the people in Bangalore use their computers for entertainment, personal records, family accounts, and education. "One of our members has been successfully using the 64 for educating his handicapped child," Gopal explains. Those who use the 64 or 128 in business tend to be professional people or owners of a small business: doctors, tax consultants, real estate agents, and accountants.

Superbase, GhostBusters, Exploding Fist, Raid over Moscow, and *GEOS* are very popular, as are *Gazette's SpeedScript* and *COMPUTE!'s SpeedCalc*. No one in the group has a modem, and BBSs are still in the future.

India has seen very little in the way of local programming. What-

ever has been developed is mainly in BASIC for the programmer's own use. "Software is not sold in India," Gopal says, "and we have to depend on outside sources."

In addition to *COMPUTE!'s Gazette*, members subscribe to several British publications, such as *Commodore User*, *Your Commodore*, and *Zapp 64*. Members also correspond with user groups in the U.S. and Saudi Arabia. They would like to increase their international contacts. "We look forward to receiving more mail from other users," Gopal says.

Stockholm, Sweden

Computer Club Sweden started about five years ago as a forum for all computer users. The club is now an umbrella organization that provides financial support and helps with the paperwork of its various chapters.

CCS has four local chapters in the Stockholm area, the Stockholm Computer Club being the largest. Total CCS membership is about 5000. Owners of all computer brands are eligible to join, but the 64 is represented more than any other machine, according to club secretary Barbara Berg.

As a result of the club's diversity, one person is selected for each major brand to be responsible for guidance within that area. This is the person members turn to for help.

CCS publishes a monthly mag-

Evolution (ev' e-lōō' shen) n. The process of growing or developing to a higher state.

INTRODUCING THE NEXT STEP IN CARTRIDGE EVOLUTION!

It started with... SUPER SNAPSHOT V2

"...probably the most advanced on the market..."

Morton Kevelson, Ahoy! Nov '87

"...useful...fun...exceptional quality..."

David Martin, RUN Dec '87

"All in all, I think this is the best of the bunch."
Tim Sickbert, INFO Jan '88

followed by... SUPER SNAPSHOT V3

"Snapshot + Slideshow = a dynamic duo!"
Sue Albert, INFO May/June '88

"...one of the most technically advanced...packed with useful features..."
Art Hunkins, Gazette June '88

"...my personal favorite is Super Snapshot."

Morton Kevelson, RUN Sept '88

"Hats off to LMS Technologies. They make a good product."

John Christensen, Input

"The monitor that made me give up all the others."

Lawrence Hiler, Chip Level Designs (formerly of Basement Boys Software)

"...indispensable, can't live without it."

Bob Mills, programmer of Renegade


...and now we bring you SUPER SNAPSHOT V4

With even MORE of the power-packed utilities you've come to expect from the makers of the most popular utility cartridge in North America!

Available Nov. '88

Super Snapshot is used by INFO in producing their magazine.

▶ Version 1, 2, and 3 owners may upgrade to version 4 for \$20.00
CALL US! ▶ C128 disable switch, add \$8.00 ▶ 10-day, money back guarantee.



ALSO AVAILABLE: SUPER SNAPSHOT SLIDESHOW CREATOR

Powerful options within this package allow you to create slideshows using Snapshot screens to produce dazzling effects in eye-catching presentations. Options include: displays that can fade in/out, shutter on/off, pop on/off, or slide on/off. Use any of 10 different fonts to display your personalized, scrolling message -ANYWHERE ON THE SCREEN! Slideshow can even be incorporated into your BASIC and ML programs.

"Slideshow and Snapshot are a power partnership."

Sue Albert, INFO May/June '88

"...a gem of a companion: Slideshow Creator... well-designed..."

Art Hunkins, Computer's Gazette June '88

Super Snapshot V4 - \$64.95
Super Snapshot Slideshow Creator
- only \$14.95

EVOLUTION OF FEATURES

▶ Works with all 64(C), 128(D), 1541(C), 1571, 1581 ▶ Totally transparent when disabled ▶ Turbo load and save (1541, 1571, 1581): 15x faster loading, 7x faster saving; 25x faster loading with TURBO*25
▶ Super DOS wedge: all standard commands PLUS extras. Supports devices 8, 9, 10, and 11 ▶ Function keys: pre-programmed and re-programmable (**now 13 f-keys**)
▶ Archiver: saves all memory-resident programs to disk as 1 or 2 autobooting files ▶ Screen Copy: dump to disk in popular graphic program formats or to printer in 3 sizes (**print sprites, more printers supported**). Dumps BOTH multi-colour and hi-res screens (STILL the only utility cartridge of it's kind to do both!) ▶ M/L monitor: DOES NOT CORRUPT MEMORY! Interrupt, examine, modify, and resume a running program. All standard commands PLUS bank-switching, bi-directional scrolling, IO command, track and sector editor, **ASCII hunt, and drive monitor** ▶ Sprite disable and extended life feature. **Now includes sprite re-enable (unique to SS V4)** ▶ **Sprite monitor and full-featured sprite editor** ▶ Fast disk copier: 1 or 2 drives; supports 1541; 1571, and 1581 ▶ **Basic Aids: append, auto, autodata, menu, merge, old, pron, proff, tron, troff, renum** ▶ **File Management System: fast file copier (1541, 1571, 1581 -including partitions, 1 or 2 drives, any combination); scratch, rename, PLUS expert mode** ▶ Free Kracker Jax 100+ parameter disk including nibbler (for those tough back-ups).

SOFTWARE
SUPPORT
INTERNATIONAL

DEALER
INQUIRIES
WELCOME



In Canada order from: Marshview Software,
PO Box 1212, Sackville NB E0A 3C0 (506) 536-1809
SS V4 \$69.95 Slideshow Creator \$19.95

Or call our toll-free order line at 1-800-356-1179, 9am-5pm Pacific time, Monday-Friday.
After hour orders accepted at (206) 695-9648 7 days a week. Technical support available.
Call (206) 695-9648, 9am-5pm Pacific time, Monday-Friday.

LMS
TECHNOLOGIES

azine filled with computer news and tips and information about the various chapters. Funded by advertisements, the magazine has a professional appearance.

The Stockholm Computer Club holds weekly meetings on Sundays, usually in a school, and is active in autumn, winter, and spring. "In the summer, most Swedes spend that time at their respective summer places," Berg says, "and computer activities are less dominant."

Representatives of various companies are invited to demonstrate computer products at the meetings. Other topics range from music to genealogy. Swap meets and computer courses are also popular.

The CCS supports two bulletin board systems. As with most boards, the downloading of public domain software is the most active feature on both services. Application programs, such as spreadsheets, bookkeeping, and terminal programs, are the BBS "best sellers," according to Berg. Music programs are also in demand.

There is a wide variety of com-



Think your user group is
big? Computer Club
Sweden has 5,000
members.

mercial software for the 64 and 128, but it is expensive. A program costs about twice as much in Sweden as it does in the U.S. Software is readily available in computer stores and in a toy and hobby chain called Big and Little. The 64 is used extensively in Stockholm schools, and math and language programs are abundant, even in Swedish. "In my own work as a teacher," Berg says, "I have found the 64 invaluable."

If you'd like to correspond with any of these user groups, write to them at the addresses below. Be sure to use the appropriate postage for the country to which you're writing.

ComSoft Commodore User Group
D.F. Cardenas
Apartado Aero 9872
Cali, Colombia

Club Commodore de Tibas
Marvin Vega
P.O. Box 516
Tibas, San Jose, Costa Rica

Grupo Commodore del Sureste
Barcazas #115
86100 Villahermosa
Tabasco, Mexico

Commodore User Group
S. Ram Gopal
1012, 19th D Main Rd.
Rajajinagar, 1st Block
Bangalore 560 010
India

Commodore Fan Club
Kogi Sugimura
2-1-10-1107
Higashi-Taishi
Yao Osaka
581 Japan

Computer Club Sweden
Hans Engstrom
P.O. Box 7040
S-103 86
Stockholm, Sweden

Faster than a Speeding Cartridge More Powerful than a Turbo ROM

It's Fast, It's Compatible, It's Complete, It's...

JiffyDOS™

Ultra-Fast Disk Operating System for the C-64, SX-64 & C-128

- **Speeds up all disk operations.** Load, Save, Format, Scratch, Validate, access PRG, SEQ, REL, &USR files up to 15 times faster!
- **Uses no ports, memory, or extra cabling.** The JiffyDOS ROMs upgrade your computer and drive(s) internally for maximum speed and compatibility.
- **Guaranteed 100% compatible with all software and hardware.** JiffyDOS speeds up the loading and internal file-access operation of virtually all commercial software.
- **Built-in DOS Wedge plus 14 additional commands and convenience features** including one-key load/save/scratch, directory menu and screen dump.
- **Easy do-it-yourself installation.** No electronics experience or special tools required. Illustrated step-by-step instructions included.

JiffyDOS is available for C-64, 64C, SX-64, C-128 & C-128D (JiffyDOS/128 speeds up both 64 and 128 modes) and 1541, 1541C, 1541-IL, 1571, 1581, FSD-1&2, MSD-1&2, Excel 2001, Enhancer 2000 disk drives. System includes ROMs for computer and disk drive, stock/JiffyDOS switching system, illustrated step-by-step installation instructions, User's Manual, Money-Back Guarantee, & unlimited customer support.

BUY NOW !!! Avoid the March '89 price increase

C-64/SX-64 systems \$49.95; C-128/C-128D systems \$59.95; Add'l drive ROM's \$24.95
Please add \$4.25 shipping/handling per order. VISA/MC, COD, Money Order accepted
Call or write for more information. Dealer, Distributor, & Users' Group pricing available
Please specify computer and drive when ordering

Creative Micro Designs, Inc.

P.O. Box 789, Wilbraham, MA 01095

50 Industrial Dr., Box 646, E. Longmeadow, MA 01028

Phone: (413) 525-0023

FAX: (413) 525-0147

FACTORY AUTHORIZED

COMMODORE REPAIR CENTER

1-800-772-7289

(312) 879-2888 IL

C64 Repair (PCB ONLY)	42.95	Amiga Repair	
C128 Repair (PCB ONLY)	64.95	(PCB ONLY)	99.95
1541 Permanent		Amiga Drive	
Alignment	29.95	Repair	149.95
1541 Repair	79.95	Printers	CALL
1571 Repair	79.95	Monitors	CALL
		Other Equipment	CALL

CALL BEFORE SHIPPING
PARTS AND LABOR INCLUDED
FREE RETURN SHIPPING

(APO, FPO, AIR ADD \$10.00)

24-48 HR. TURNAROUND

(Subject to Parts Availability)

30 DAY WARRANTY ON ALL REPAIRS

COMMODORE PARTS

C-64 Power Supply	34.95
128 Power Supply	59.95
C-64 Over Voltage Sensor	19.95
Other Parts	CALL

(Plus \$3.00 Shipping/Handling)

All parts for Commodore equipment usually in stock

For Parts Call (312) 879-2350

Dealer Discounts Available

TEKTONICS PLUS, INC.

150 HOUSTON STREET
BATAVIA, IL 60510


CLIP AND SAVE



MasterCard

VISA*

A Buyers Guide to



Personal Publishing



S O F T W A R E

Caroline D. Hanlon

Writer? Editor? Artist? Designer? With your 64 or 128 and the right software, you can be all of these. In fact, you can be a bona fide publisher. Here's an up-to-date list of the tools you can use to start your own press.

Desktop Publishing Packages

BetterWorking Word Publisher

Spinnaker

GEOS

\$39.95

Word Publisher works in the GEOS environment and is compatible with *geoPaint* and *geoFont*. It supports nine fonts and six type styles per page. Editing features include center, right, and full justification; single- and double-spacing; tabs; headers; footers; pagination; and word-wrap; and the commands can be accessed by mouse. In the view mode the documents can be displayed as WYSIWYG. Files can be chained for longer documents, and multiple graphics can be placed on the same line. The program contains a 100,000-word spelling checker and supports more than 100 printers.

geoPublish

Berkeley Softworks

GEOS

\$49.95

A full-featured desktop publishing program, *geoPublish* features a complete graphics-oriented draw program; headline, columns, and

graphics region layout; graphics options; the ability to import graphics from *geoPaint*; support for over 70 dot-matrix printers and all PostScript laser printers. The program can create documents up to 16 pages long; it has full-page and zoom display modes, supports over 80 GEOS-compatible fonts in point sizes ranging from 4 to 192, and can wrap text around graphics. The document text flows from page to page.

The Newsroom

Springboard

\$49.95

Desktop publishers can use this program to create newsletters for family, clubs, school, or business. *The Newsroom* contains a word processor and over 600 pieces of clip art. Text wraps around any photos and graphics added to the composition. There are five fonts to use for entering text, and text can be printed out on most printers.

PaperClip Publisher

Electronic Arts

\$49.95

PaperClip Publisher users can produce multiple-column page layouts for items including newsletters, fliers, price lists, menus, greeting cards, résumés, and brochures. The program supports various-sized documents of up to 50

pages. Other features include the ability to work outside a given document for temporarily holding text and graphics; a refreshing feature that automatically updates any altered part of a document; the ability to move articles page to page; and WYSIWYG display.

Personal Newsletter

Softsync

GEOS

\$49.95

Designed for use with GEOS, *Personal Newsletter* includes two disks. The first, titled *The Master*, contains the program itself as well as sample newsletters and 70 pieces of clip art. The second disk, *Clip Art*, holds 200 pieces of art. Features of the program include an 80-column work screen, document preview, and up to 20 windows (for text and graphics) per single page. *Personal Newsletter* accepts clip art from *The Print Shop* and digitized art, and it includes three utility programs that can be used to import and customize existing graphics.

Specialty Packages

Award Maker Plus

Baudville

\$39.95

Parents, teachers, coaches, and best friends can use this program to create a variety of customized awards, certificates, licenses, coupons, and other documents. Designers can choose the text style, personal message, border style and color, and hi-res pictures to add to hundreds of predesigned awards. The program supports class name files and includes gold-embossed press-on seals.

AwardWare

Hi Tech Expressions

\$14.95

Users can print traditional certificates, awards, licenses, signs, and announcements and create coupons, tickets, checks, stationery, memos, and other awards. There are 20 graphics, 20 borders, five fonts, five seals, and unlimited text borders from which to choose. The Commodore version also includes a version of the program for Atari computers on the flip side.

CardWare

Hi Tech Expressions

\$9.95

People of all ages can print greeting cards for birthdays and special occasions. The cards can be personalized with name and age, and a variety of graphics and musical effects can be added. Graphics include a teddy bear, a rag doll, roses, a birthday cake, a toy train, and a village scene. Cards and greetings can be printed or sent on disk.

Certificate Maker

Springboard

\$39.95

Personalized certificates can be created for all kinds of occasions at school, home, or work. There are over 200 certificates to choose from, and individual names and messages can be added to each. More than three dozen gold seals and stickers are also included to give the certificates some extra charm.

Create a Calendar

Epyx

\$29.95

Daily, weekly, monthly, and annual calendars can be designed with this program. Over 100 graphics, borders, and fonts are included, or images from *Epyx Graphics Scrapbooks* and *The Print Shop* can be imported. Notes and graphics can be added to any day, and regular events can be scheduled automatically. Users can call up any year from 1753 through 9999.



PartyWare from Hi Tech Expressions

HeartWare

Hi Tech Expressions

\$9.95

With this program, users can print greeting cards of friendship, love, and appreciation. Graphics include flowers, a rainbow, a butterfly, and more. The animation can be personalized with friendship greetings. The Commodore version also includes a version of the program for Atari computers on the flip side.

JingleDisk

Hi Tech Expressions

\$4.99

This holiday card maker can help users print full-page graphics or folded cards for personalized season's greetings. Animated, musical stories can be added to each message. The program includes the disk-kaer option.

Love Note Maker

Hi Tech Expressions

\$14.99


Love Note Maker contains 100 sheets of heart printer paper, 16 stickers, and a program for creating personalized love notes and animated friendship greetings. Graphics include birds in a nest, snails, love fish, nature scenes, a pond with a rainbow, a large heart with an arrow, and an underwater scene.

PartyWare

Hi Tech Expressions

\$14.95

Users can print invitations, thank-you notes, and greeting cards for parties and other special occasions, or design their own party decorations. Other creations include banners, hats, place mats, animated cards, invitations, and



greetings on computer disks. The program contains a variety of graphics, greetings, and borders. Print utilities can generate 15 graphics, 15 graphic salutations, and ten borders. The program also has a database that can hold 60 names and addresses. The Commodore version includes a version of the program for Atari computers on the flip side.



PrintMaster Plus

Unison World

\$34.95

This graphics program allows users to design and create banners, posters, stationery, cards, and calendars with their computer and a dot-matrix or laser printer. The program offers 11 borders, nine fonts, a drawing pad, a graphics editor, and over 100 pieces of art. Users can place the border and text, preview it, change it, add graphics, and preview it again before printing. Previously saved designs can also be edited. Additional graphics disks are available from Unison World. ▶

DATEL COMPUTERS



FINAL CARTRIDGE III

- Give your 064/128 an "Amiga Look Alike" environment. Pull down windows/saves.
- PLAS a huge range of utilities all built into this one cartridge including:
 - Preview option to preview and copy most any memory resident program.
 - Full machine code monitor with all the usual commands and more.
 - Unique picture print dump - compressed/expanded.
- Plus other effects:
 - Fast loader - loads commercial software at up to 10 times normal speed.
 - Package of disk copy type tools - disk, calculator, desktools etc. etc.
 - Final Cartridge 3 in a superb utilities cartridge with an added bonus of a freeware function.

ONLY \$54.99

TOOLKIT IV

The ultimate disk toolkit for the 1940/1941

- A disk toolkit is an absolute must for the serious disk hacker. Toolkit IV has more features than most for less:
 - DISK DOCTOR V2 - Read and write any track and sector including extra and renumbered tracks. Repair damaged sectors. Look underneath read errors.
 - HEADER/GAP EDITOR - Decodes and displays ALL header information including off bytes and header gap. Rewrite the entire header and header gap. Renumber sectors. Also edit any sector tail gap.
 - DISK LOOK - Sort directory/Recover lost files. Display file start/end addresses. Disassemble any file program directly from the disk to SCREEN or PRINTER including undocumented opcodes. Edit Ram. Much, much more.
 - FILE COMPACTOR - Can compact machine programs by up to 50%. Saves disk space. Compacted programs run as normal.
 - FAST DISK COPY - Copy an entire disk in 2 minutes or less using single 1941.
 - FAST FILE COPY - Selective file copy. Works at up to 6 times normal speed.
 - FORMATTER - 10 second format an entire disk or format any individual track or half track 0 to 41. Redefine any of 30 parameters to create or recreate unique disk formats.
 - ERROR EDIT - Quickly find and recreate all read errors including extra and renumbered tracks or sectors and half tracks from 0 to 41. Even recreates data under errors and allows you to redefine any necessary parameters.

ONLY \$14.99



DIGITAL SOUND SAMPLER

- The new sampler allows you to record any sound digitally into memory and then replay it with astounding effects.
 - Playback forwards/backwards with echo/reverb/ring modulation.
 - Full 8 bit D to A & ADC conversion.
 - Midi compatible with suitable Midi interface. (see Ad)
 - Full sound editing and real-time effects menu with waveforms.
 - Powerful sequencer plus load/save functions.
 - Line In/Midi In/Line Out/Feedback controls.
 - Complete hardware/software package.

ONLY \$89.99



MIDI 64

- Full specification MIDI interface at a realistic Price.
- MIDI IN MIDI OUT MIDI THRU
- Compatible with most leading MIDI software.

ONLY \$49.99

TURBO ROM II



Turbo Rom II is a replacement for the actual kernal inside your 64. It provides superfast load/save routines.

- Loads/Saves most programs at 5-6 times normal speed.
- Improved DOS support including 10 sec format.
- Programmed function keys: load, directory, old, etc.
- Return to normal kernal at flick of a switch.
- PCOPY - 250 block file copier.
- FLOAD - special I/O loader.
- Plus lots more.
- Fitted in minutes - no soldering usually required. (On some 64's the old ROM may have to be desoldered).


ONLY \$24.99



256K SUPEROM EXPANDER

- Now you can select from any of 8 32K EPROMs
- 8 sockets to accept upto a 32K EPROM in each.
- On board operating system - no programs to load.
- Program your own EPROMs using our EPROM programmer.
- No need to have loads of cartridges - just make a selection from the Superom menu.
- Directory of utilities on power up.
- Fully menu driven on power up.
- Select any slot under software controls.
- Unique EPROM generator feature will take your own programs - basic or m/c and turn them into autostart EPROMs. (EPROM burner required).
- Accepts 2764/27128/27256 EPROMs.

ONLY \$49.99



EPROMMER 64

- A top quality, easy to use EPROM programmer for the 64/128.
- Fully menu driven software/hardware package makes programming/reading/verifying/copying EPROM's simplicity itself.
- Will program 27256 chips. 12.5, 21 or 25 volts.
- Fits into user port for maximum compatibility with cartridges/Superom Board etc.
- Full feature system - all functions covered including device check/verify.
- We believe Eprommer 64 is the most comprehensive, most friendly and best value for money programmer available for the 64/128.
- Ideal companion for Superom Board. Cartridge development System, our kernal expanders or indeed any ERPOM base project.
- Comes complete with instructions - plus the cartridge handbook.

ONLY \$69.99 COMPLETE



DEEP SCAN BURST NIBBLER™

- The most powerful disk nibbler available anywhere, at any price!
- Burst Nibbler is actually a two part system - a software package and a parallel cable to connect the 1541/1570/1571 to 64/128 (state type)
- What gives Burst Nibbler its power? Conventional nibblers have to decode the data from the disk before it can transfer it using the serial bus - when non standard data is encountered they are beat. Burst Nibbler transfers data as raw GCR code via the parallel cable without the need to decode it so you get a perfect copy of the original.
 - Will nibble upto 41 tracks
 - Copy a whole disk in under 2 minutes.
 - Full instructions.
 - Regular updates - we always ship the latest.
 - Fitted in minutes - no soldering usually required.
 - Full or 1/2 tracks
 - No need to buy parallel cable if you have Professional DOS etc.
 - Cable has throughbus extension for other add ons.


ONLY \$39.99 COMPLETE

SOFTWARE ONLY \$19.99 CABLE ONLY \$19.99

BURST NIBBLER PARAMETER DISK

- Burst Nibbler is the most powerful Nibbler around - but even the best can be better. This disk contains dozens of parameters specially written for the protection schemes impossible to Nibble. These are mainly Vmax and "Rapidlock" and include titles such as Defender of the Crown, Gauntlet etc. Regularly updated to include any new titles. This disk is by no means a necessity - the standard Burst Nibbler will copy 98% of software as is - if you want to go to the limits, this is the product for you!

ONLY \$14.99



SMART CART

- NOW YOU CAN HAVE A 32K CARTRIDGE THAT YOU PROGRAM LIKE RAM THEN ACTS LIKE ROM!
- 32K pseudo ROM - battery backed to last up to 2 years (lithium battery).
- Simply load the program you require - then flick the switch. The cartridge then acts like a ROM cartridge and can even be removed.
- Make your own cartridges - even auto start types, without the need for an Eprom burner.
- Can be switched in/out via software.
- 1/02 slot open for special programming techniques.

ONLY \$59.99



DUPLIKATOR

- Duplikator is a mass disk copier ideal for clubs, user groups etc.
- Comes with 256K on board RAM and it's own built-in operating system - no software to load.
- Makes active backups in 8 seconds!
- Multiple copies from one original - over 250 disks per hour. Full verify option.
- Copies upto 40 tracks and can cope with standard disk errors 01-39.
- The most price effective method of mass duplication available.

ONLY \$189.99



EXTERNAL 3.5" DISK DRIVE

- Streamline extra low profile unit - only 6" long!
- Top quality NRC drive mechanism.
- Throughput allows daisy-chaining other drives.
- A superbly styled case finished in amiga colours.
- Fully compatible.
- 1 meg unformatted capacity.
- Good length cable for positioning on your desk etc.
- Complete - no more to buy.

ONLY \$169.99 SINGLE
ONLY \$299.99 DUAL



MIDIMASTER

- Full Midi Interface for A500/2000/1000 (Please state model).
- Compatible with most leading Midi packages (Inc. D/Music).
- Midi In - Midi Out x 3 - Midi Thru.
- Fully Opto Isolated/Full MIDI.

ONLY \$59.99



Add \$4.00 Shipping/Handling
CHECKS/MONEY ORDER/CODS ACCEPTED

DATEL COMPUTERS
3430 E. TROPICANA AVENUE, UNIT #67, LAS VEGAS, NV 89121

TOTAL BACK UP POWER TAKES A QUANTUM LEAP!

ACTION REPLAY IV THE ULTIMATE UTILITIES/BACK-UP CARTRIDGE FOR THE 64/128

• Action Replay allows you to Freeze the action of any memory Resident Program and make a complete back-up to disk or tape – but that's not all . . . Just compare these features

- Simple Operation: Just press the button at any point and make a complete backup of any* memory resident program to tape or disk.
- Turbo Reload: All back-ups reload completely independantly of the cartridge at Turbo speed.
- Sprite Monitor: View the Sprite set from the frozen program – save the Sprite – transfer Sprites from one game to another. Wipe out Sprites, view the animation on screen. Create custom programs.

- Sprite Killer: Effective on most programs – make yourself invincible. Disable Sprite/Sprite/Background collisions.
- Unique Picture Save: Freeze and save any Hires Screen to tape or disk. Saved in Koala, Blazing Paddles Format.

ONLY \$59.99

POWERFUL DESIGN WITH ON BOARD VLSI LOGIC PROCESSOR CHIP PLUS 40K OF ON BOARD ROM/RAM!

- Compactor: Efficient compacting techniques. 3 programs per disk side. 10 programs if you use both sides.
- Single File: All programs saved as a single file for maximum compatibility.
- Basic Commands: A host of additional commands: Quit, Save, Append, Old, Delete, Linesave, Printer, Host.
- Screen Dump: Print out any Screen to Host or Printers. 16 Gray Scales, Double size print options.
- Unstoppable Reset: Reset button to Rectrieve System and Reset even so called Unstoppable Programs
- Fully Compatible: Works with 1541/C, 1581, 1571 and Datacassette with C64,128, 128D (in 64 Mode)
- Compatible: With Fast DOS and Turbo,Rom Systems
- Disk Utilities: Fast Format, Directory, List, Run and many other key commands are operated by Function Keys
- Unique Restart: Remember all of these utilities are available at one time from an integrated operating system. A running programme can be Frozen to enter any Utility and the program is restarted at the touch of a key – without corruption.

LSI Logic Processor: This is where Action Replay IV gets it's power. A special custom LSI chip designed to process the logic necessary for this unmatched Freeze/Restart power. No other cartridge has this power!

UNIQUE FEATURES:

WARP 25

Loads 50K in under 5 seconds!

This is true action replay feature "Warp 25" the world's fastest disk serial Turbo. A typical backup will reload in under 5 seconds.

- No additional hardware required
- No special formats
- Super reliable
- Remember this is not a system where files have to be converted – with action replay you simply save directly into Warp 25 status – reload in seconds
- Backup all your existing programs to load at unbelievable speeds!
- Because AR4 has on board ram it can also load commercial disks directly at 25 times speed.

This is unique to Action Replay!

- Warp Save/Load Available straight from Basic

Plus unique Code Cracker Monitor

- Freeze any program and enter a full machine code monitor
- Full Monitor Features – Disassemble, Hex, Print, Jump, Compare, Replace, Two Way Scroll, Full Disk Load/Save, Printer Support etc. In fact all usual monitor commands plus a few others
- Because of Action Replay's on Board Ram the Frozen program can be looked at in it's ENTIRETY. – In it's Frozen state that means Video Ram, Zero Page etc. and remember you see the code in it's Frozen state not in a Reset state as with competitors products.
- Restart the program at any point.
- No corruption
- An absolute must for the program Hacker – make changes and see your result's instantly!

Action Replay Graphics Support Disk

To help take advantage of action replay's unique power to freeze any screen and save it into your favourite graphics package we have prepared a suite of graphic support facilities.

- Screen Viewer: View screens in a 'slide show' sequence – joystick control simple to use.
- Message Maker: Add scrolling messages to your saved screens with music, very easy to use.
- Proprietie: A full sprite editor, modify/save/load feature, full edit facilities.
- Zoom Lens: Explode sections of any saved screen to full size including Border – Superb fun and very useful.

ONLY \$19.99

CENTRONICS PRINTER LEAD

- Take full advantage of Action Replay or Final Cartridge screen dump features with this centronics lead.
- Connects user port to any full size Epson compatible printer.

ONLY \$18.99

SUPERCRUNCHER

- A utility to turn your Action Replay into a super powerful program compactor. Reduces programs by up to 50%! Save disk space and loading times. Can even further compact programs already crunched by Action Replay's own compactor.

ONLY \$9.99

NOW WITH RAMLOADER™
Not only can Action Replay load your backups at 25 times normal speed. Now with the new RAMLOADER™ which makes you run like a mad man, you can now load your backups at 100 times normal speed. Making use of our special VLSI logic processor and 64K of onboard Ram, Action Replay now does what was a fantasy. This special Turbo.

ORDERS ONLY

1-800-782-9110

NOTE: – Technical or any other type of Enquiry cannot be answered by the staff on this number.

TECHNICAL SUPPORT CUSTOMER SERVICE (702) 454-7700

MONDAY THRU SATURDAY 9am to 5pm PACIFIC TIME EXTRA SHIPPING REQD. OUTSIDE CONTINENTAL U.S.

PrintPower

Hi Tech Expressions

\$14.95

PrintPower allows users to create personalized greeting cards, invitations, multiline banners, tent cards, signs, posters, stationery, and fliers. Users can choose from horizontal or vertical formats, seven variations of six fonts, 40 border designs, and 60 graphic designs with free-form positioning. The program features line-by-line text editing and an onscreen template that lets the user visualize the item while it is being created. The graphics capabilities can be expanded by using Hi Tech's *AwardWare*. The Commodore version also includes a version of the program for Atari computers on the flip side.

The Print Shop

Brøderbund

\$44.95

Cards, flyers, stationery, and signs can be created and printed using *The Print Shop*. There's an assortment of pictures, symbols, borders, backgrounds, and type fonts and sizes to select, and the graphics and text editors allow the user to make simple changes. The program prints to most Commodore-compatible printers and accepts keyboard, joystick, or Koalapad input. The package includes color paper and envelopes.

Sesame Street Print Kit

Hi Tech Expressions

\$14.99

The Muppets are featured in this print program for the entire family. It can be used to design and print signs, posters, banners, cards, invitations, decorations, and books. Sixty Sesame Street Muppet graphics are included, along with 20 borders and seven typefaces. The program is available on a floppy disk for the IBM and Apple II or Atari and Commodore 64.

Graphics Support

Art Gallery: American History

Unison World

PrintMaster Plus, The Print Shop

\$24.95

Designed for use with *PrintMaster Plus* and other packages, this program contains over 300 graphics of major events and people in American history. Every state and president is depicted.

Art Gallery: Fantasy

Unison World

PrintMaster Plus, The Print Shop

\$24.95

A collection of 140 fantasy graphics, this program includes Amazons, dragons, trolls, treasures, and weapons. The

program can be used with other desktop publishing packages, also.



Art Gallery I

Unison World

PrintMaster Plus, The Print Shop

\$24.95

Over 140 graphics to use with desktop publishing programs are contained in this program. Themes include signs of the zodiac, major holidays, animals, office items, sports, and background patterns.

Art Gallery II

Unison World

PrintMaster Plus, The Print Shop

\$24.95

This supplemental program for *PrintMaster Plus* features graphic designs including international flags and symbols, ornamental letters, people, pets, and business art.

Certificate Library, Volume 1

Springboard

Certificate Maker

\$29.95

This program offers over 100 additional certificates to use with the *Certificate Maker*. There are 24 new borders and six dozen stickers.

Clip Art Collection, Volume 1

Springboard

The Newsroom

\$29.95

A collection of over 600 pieces of clip art to use with *The Newsroom*, this selection features people, music, holidays, flowers, religious symbols, sports, and animals.

Clip Art Collection, Volume 2

Springboard

The Newsroom

\$39.95

This collection of clip art to use with *The Newsroom* features medical, day-care, realty, industry, office, shopping, travel, and other business-related graphics. Over 800 pieces of clip art are included.

Clip Art Collection, Volume 3

Springboard

The Newsroom

\$29.95

This selection of clip art for *The Newsroom* offers over 600 sports and recreation pieces, including tennis, skydiving, baseball, fishing, soccer, track, and camping.

Graphics Expander, Volume 1

Springboard

The Print Shop

\$34.95

The *Expander* includes over 300 graphics that can be used with *The Print Shop* to create banners, letterheads, cards, and signs. The program offers drawing and editing tools to let the user change the graphics or design new, original ones. Text can be added to the artwork, and hi-res pictures from other programs can be modified to use with *The Print Shop*.

Software Publisher Names and Addresses

Baudville
5380 52nd St. SE
Grand Rapids, MI 49508

Berkeley Softworks
2150 Shattuck Ave.
Berkeley, CA 94704

Brøderbund
17 Paul Dr.
San Rafael, CA 94903

Electronic Arts
1820 Gateway Dr.
San Mateo, CA 94404

Epyx
PO Box 8020
600 Galveston Rd.
Redwood City, CA 94063

Hi Tech Expressions
584 Broadway
New York, NY 10012

Softsync Software
162 Madison Ave.
New York, NY 10016

Spinnaker Software
One Kendall Sq.
Cambridge, MA 02139

Springboard
7808 CreekrIDGE Circle
Minneapolis, MN 55435

Unison World
Box 3056
Berkeley, CA 94703

FAST DELIVERY and LOWER PRICES ONLY FROM **tcp** & **Commodore**®

Commodore®
3 1/2" DISK DRIVE
\$189



Commodore®
64C



Includes GEOS & Quantum Link **\$149.95**



Software orders over \$100 and Accessories under 6 pounds will be shipped Federal Express

(Even at these prices) You only pay TCP's standard shipping charge. Orders arriving before 3:00 PM our time will be shipped out same day. If part of your order is backordered the remainder will be shipped UPS Ground FREE!

To order: No surcharge on MasterCard or VISA ■ Your credit card is not charged until your order is shipped ■ COD orders accepted - no COD fees ■ Shipping: 3% or \$5 minimum for UPS Ground. Call for shipping charges on Express Air, APO, FPO, AK, HI and foreign orders. ■ Mail Orders: We accept money orders, certified checks, and personal checks. Allow 2 weeks for personal and company checks to clear. ■ We accept purchase orders from qualified Educational and Corporate institutions. **ALL SALES ARE FINAL.** Defective items replaced or repaired at our discretion. Pennsylvania deliveries add 6% sales tax. Prices and terms subject to change without notice.



Commodore® 1670
MODEM
1200 BAUD
DIRECT
CONNECT
\$69




64C w/1541 II Disk Drive\$309
64C w/1541 Drive & 1802C Monitor\$519

Commodore®
1084 COLOR
MONITOR
■ 640 x 400 Resolution
■ 4 Operating Modes
\$299



Commodore®
1541II
5 1/4" DISK DRIVE
\$175



Commodore® 1764
256K RAM EXPANSION **\$119**

PRINTERS

Panasonic
Office Automation
2 yr warranty
1080iII\$159
1091iII\$189
1092i\$319
1124 (24 pin) \$CALL



Commodore®
128D
■ 128K Memory
■ Built-In 1571
Disk Drive
■ Detachable Keyboard
\$439



128D w/Commodore 1084 Color Monitor\$719
128D w/Magnavox 8762 Color Monitor\$679



star
microelectronics inc.
NX-1000
(144 draft/36 NLQ)\$159
NX 1000 Rainbow
(color printer)\$229
NX-1000C
(Commodore Int'face)\$174
NX-1000C Rainbow
(Commodore Int'face/
Color Printer)\$229
NX-2400
(24 Pin Printer)\$CALL



star
SUPER GRAPHIX JR
Printer Interface\$32.95
w/Printer from Tussey\$29.95
SUPER GRAPHIX
Interface w/8K buffer
down loadable fonts\$54.95
w/Printer from Tussey\$49.95
SUPER GRAPHIX GOLD\$94.95
w/Printer from Tussey\$84.95



Commodore®
1351 MOUSE
■ Mouse & Joystick
Operation
■ GEOS Compatible **\$39.95**

SOFTWARE

Berkeley Softworks
GEOS 128\$39.95
GEO Calc 128\$39.95
GEO File 128\$39.95
GEO Publish\$39.95
GEO Write 128\$39.95
GEOS 2.0\$34.95
GEO Calc\$29.95

BRODERBUND
Bank St. Writer 64\$29.95
Printshop 64\$25.95
Ultima V\$34.95

CENTRAL POINT
Copy II 64/128\$19.95
CMS
64 Accounting System\$119.95
128 Accounting System\$124.95

DIGITAL SOLUTIONS
Pocket Writer Dictionary\$11.95
Pocket Writer II 64/128\$32.95
SuperPak II 64/128\$57.95
EPYX
Fastload\$23.95

LANCE HAFNER
Basketball-Pro Game or
Courtside College\$29.95
Full Count Baseball\$29.95
3 in 1 Football\$29.95

POWER SUPPLIES
Estes for 64C\$34.95
Microworld for 128...\$69.95

PROFESSIONAL SOFTWARE
Fleet System 4/128\$47.95

TIMEWORKS
Data Manager/128\$31.95
Desktop Publisher\$39.95
SwiftCalc 128 w/Sideways\$32.95
Sylvia Porter's Personal
Financial Planner 128\$29.95
Word Writer III/64\$25.95
Word Writer 128 w/Speller\$31.95

AMIGA
512K RAM
Upgrade\$159
1010 External
Floppy Drive\$219
1680 Modem\$139
Call for other AMIGA Products

DISK-KOUNTS

per box of 10 3.5" 5.25"
BONUS DS DD\$6.95
MAXELL DS DD\$17.95 \$9.95
VERBATIM DS DD\$19.95 \$9.95
SONY DS DD\$19.95 \$10.95

**CHOOSE
YOUR
WEAPON!**




NEW! 200 XJ\$11.95
500 XJ\$14.95
The Boss\$12.95
Bat Handle\$17.95
3-Way\$22.95

OPEN: 8:00AM - 11:00PM Mon - Fri, 10:00AM - 8:00PM Sat, 12:00PM - 8:00PM Sun East Coast Time

TUSSEY COMPUTER PRODUCTS

TOLL FREE **1-800-468-9044**





Tank Ambush

Anthony Bertram

Battle an onslaught of enemy vehicles in this graphically excellent arcade-style shoot-'em-up for the 64. Joystick required.

"Dear Mom and Dad: I'm stuck in the desert. Out of gas. Enemy tanks in front. Jeeps behind. Closing in all around, in fact. This is my last letter to you. Say goodbye to Fido for me. You're right, Mom; I should have been a surgeon."

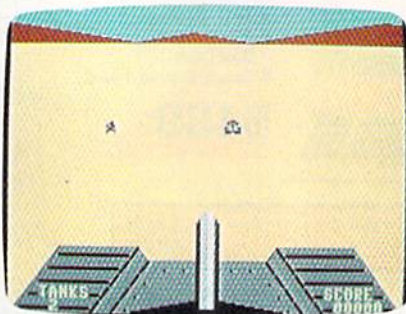
You've said your goodbyes. Now it's time to take some of the enemy with you. "Tank Ambush" is a demanding action game that drops you into a tank that's short of fuel but loaded with ammunition. You can swivel a full 360 degrees and raise and lower your gun to hit the oncoming vehicles.

Getting Started

Tank Ambush is written in machine language. Type it in with "MLX," the machine language entry program located elsewhere in this issue. The MLX prompts, and the values you should type in, are as follows:

Starting address: 0801

Ending address: 1500



Use your heavy artillery to take out the enemy in "Tank Ambush," an arcade-action game.

When you've finished typing the data for Tank Ambush, save the program to tape or disk before exiting MLX. Although the program is written in machine language, you can load and run it as if it were written in BASIC.

To play, plug a joystick into port 2 and then load and run Tank

Ambush. You'll be asked to select among three levels of difficulty. Choose the level by pushing the joystick forward or pulling it back. Press the fire button to begin the game.

You're sitting in a tank. On the horizon you'll see the enemy approach. Raise your gun by pushing the joystick forward; lower it by pulling back. The elevation of the gun controls how far you shoot. Remember that the enemy is pressing in from all sides. Swivel the gun turret by pressing left or right on the joystick.

Pick off enemy soldiers one by one as they approach. If one gets close enough, you'll see his ammo exploding in front of your tank. You are almost constantly in grave danger—swivel to find the closest soldier and do him in before he does you.

You have three lives. Your goal is to rack up as many points as you can before the final exchange of fire.

To pause the game, press SHIFT or SHIFT-LOCK.


See program listing on page 80. ©

The wait is over... but the excitement has just begun.

More than two years in the making, Warriors of Destiny sets the new standard for role-playing games. No other game can offer you as beautifully detailed a world or as exciting an adventure. Ultima V is the game for all role-playing gamers: Warriors of Destiny will enchant the novice and challenge the expert.

Highlights of Ultima V

- Powerful new combat and magic systems, increasing in sophistication as your skill increases.
- Over twice the graphic detail, animation and sound effects of earlier games.
- Hundreds of truly life-like people who can carry on complex conversations and interactions with you.



Screen displays shown from the Apple™. Others may vary. Allows the use of Ultima IV characters. No previous Ultima experience required.


ORIGIN
SYSTEMS INC.

136 Harvey Road
Building 'B'
Londonderry, NH 03053

FOR COMMODORE 64® AND 128™ OWNERS

FREE AND EASY

Here are the hits you want. At discount prices. Easy to order, by phone or mail. And for every one you buy, you get one FREE from the software at the right. Order today!



Platoon
Data East
HD-1696 \$24.95



Rampage
Activision
HD-1716 \$29.95



California Games
Epyx
HD-1841 \$34.95



Chop 'n Drop
Activision
HD-1228 \$24.95



Might & Magic II
New World Computing
HD-1243 \$34.95




X-15 Alpha Mission
Absolute Entertainment
HD-1786 \$24.95



The Three Stooges
Cinemaware
HD-1238 \$29.95



Ocean Ranger
Activision
HD-1714 \$29.95




Championship Football
Gamerstar
HD-LEAG \$29.95



Rastan
Taito
HD-1254 \$29.95



The Games: Summer Ed.
Epyx
HD-1218 \$34.95



Rack 'Em
Accolade
HD-1250 \$24.95



Shanghai
Activision
HD-LAAB \$24.95



Out Run
SEGA
HD-1251 \$29.95



Video Vegas
Baudville
HD-1240 \$24.95



Dive Bomber
Epyx
HD-1679 \$34.95



Corruption
Rainbird
HD-1737 \$34.95



Neuromancer
Interplay
HD-1788 \$34.95



BattleTech
Infocom
HD-1229 \$34.95



Maniac Mansion
Lucasfilm Games
HD-LABP \$29.95



Ultima V
Origin Systems
HD-1248 \$49.95



Rocket Ranger
Cinemaware
HD-1236 \$29.95



Zak McKracken
Lucasfilm Games
HD-1778 \$29.95



Space Harrier
SEGA
HD-1252 \$29.95



The Last Ninja
Activision
HD-LABQ \$29.95



GeoPublish
Berkeley Softworks
HD-1245 \$38.95



Guerrilla War
Data East
HD-1687 \$24.95



Crossbow
Absolute Entertainment
HD-1785 \$24.95



Order by phone. Call toll free 800-227-6900

THIS SOFTWARE IS FREE!



Air Rally
Activision

HD-85027 FREE!



Murder on Mississippi
Activision

HD-85032 FREE!



Top Fuel
Gamerstar

HD-85028 FREE!



Hollywood Hijinx
Infocom

HD-ZLAB FREE!



Tag Team Wrestling
Data East

HD-85031 FREE!



Graphics Scrapbook
Epyx

HD-85061 FREE!



Infocomics
Infocom

HD-85034 FREE!



Knight Orc
Rainbird

HD-85037 FREE!



Football/Baseball
Gamerstar

HD-85030 FREE!



Tass Times
Activision

HD-ZABC FREE!



Plundered Hearts
Infocom

HD-85044 FREE!



geoSpell
Berkeley Softworks

HD-85029 FREE!



Borrowed Time
Activision

HD-ZLAK FREE!



Zork II
Infocom

HD-85035 FREE!



Mindshadow
Activision

HD-85033 FREE!



Jinxter
Rainbird

HD-85036 FREE!



Font Pack 1
Berkeley Softworks

HD-85026 FREE!



Moonmist
Infocom

HD-ZLAR FREE!

GEOS



Geos 2.0
Berkeley Softworks

HD-1244 \$49.95



Pharaoh's Revenge
Publishing International

HD-1234 \$24.95



Victory Road
Data East

HD-1694 \$24.95



F-18 Hornet
Absolute Entertainment

HD-1782 \$29.95

BUY 1, GET 1 FREE

Yes! Please rush my software order. I understand that I get one free from the selection above for every one that I buy. If I buy 4, I'll get an extra bonus title free!

NAME _____

ADDRESS _____

CITY _____ STATE _____ ZIP _____

May we please have your daytime phone number ()
in case we have a question about your order: _____

ITEM NUMBER	TITLE	PRICE	ENTER 1 FREE ITEM NUMBER FOR EACH TITLE PURCHASED

METHOD OF PAYMENT

- Check or Money Order Enclosed.
Payable to Triton Products Company.
- C.O.D. (C.O.D.'s are subject to a \$2.50 C.O.D. charge)
- MASTERCARD VISA AMER. EXP.

Credit Card Number: _____

SUBTOTAL

For orders shipped to CA add 6% sales tax.
For TX add 7½% sales tax.

SHIPPING CHARGES

Add \$2.50 C.O.D. charge for COD's.

TOTAL

ENTER EXTRA BONUS
IF YOU PURCHASE 4!

ORDER BY PHONE
CALL TOLL FREE
800-227-6900
Mon-Fri. 6AM to 6PM
Sat. 9AM to 4PM Pacific Time

OR MAIL ORDER TO:
Triton Products Company
Buy 1, Get 1 Free
P.O. Box 8123
San Francisco, CA 94128


Signature (required for all credit card orders)

Please send me your free catalog. Commodore 64 and 128

Exp. Date _____
Month _____ Year _____

Not valid with other offers.
Canadian orders add 15%.





Gridloc

Dan Stephens


Be the first to "lock" the grid in this colorful strategy game for the 128.

"Gridloc" is a game of strategy and luck. To win, you must occupy a square in each row and column of the game's 6×6 playfield before your computer opponent does. To make things more challenging, Gridloc allows up to four additional human or computer opponents.

Getting Started

Gridloc is written entirely in BASIC. To prevent typing errors, use "The Automatic Proofreader" to enter the program. When you've finished typing, save a copy to disk.

To play Gridloc, simply load and run the program from 40-column mode on the 128. The program asks for the number of players. Enter a number 1-5. If you enter 1, you'll play a game of one-on-one with the computer (there's always one computer player). Next, enter the name of each player. To add more computer players, enter COMPUTER as the player's name. If you enter COMPUTER for each



Outwit your opponents in this colorful strategy game.

player's name, the computer will play Gridloc against itself.

Gridloc's playing area consists of a 6×6 grid of colored cells. Two windows appear to the right of the grid. The bottom one is the command window, where you enter your commands. The top window displays the game's *movement dice*. The movement dice are rolled before each player's turn. They de-

termine your legal moves (you can't move just *anywhere*). The computer outlines the area into which you can move.

To make a move, enter the column (1-6) and row (A-F) of the square you wish to occupy. You can move to any square within the selection area, even on top of another player's piece. In fact, by landing on your opponent's piece, you remove it, which is an excellent strategy—the computer won't hesitate to oust your pieces. You can tell to whom a piece belongs by its color and its number or letter. Pieces displaying a large 1 belong to player 1, while pieces containing a large C belong to the built-in computer player.

The game ends when one of the players occupies a square in each row and column of the 6×6 grid. The pieces do not have to be aligned as in tic-tac-toe. When the game ends, the winner is treated to a short victory song; then the computer asks if you wish to play again. Answer by pressing Y for yes or N for no.

See program listing on page 81. @

**The Monster Arcade Hit
Comes Home!**



**Go ahead
Go on a RAMPAGE!**

Now available for Tandy 1000,
IBM PC and 100% Compatibles*,
Apple II Series, and Commodore 64/128.
See your retailer or call
800-227-6900, to order direct.

*includes both 5 1/4 and 3 1/2 inch disks

ACTIVISION

LycO Computer

Marketing & Consultants

Since 1981

Air orders processed within 24 hours.

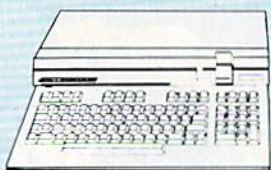
COMMODORE 128D

- 128K Std.
- 3 Mode Operation
1-64: Runs 64 software. 2-C128: Faster, more mercury for increased productivity. 3-CPM: Uses Standard cpm titles

*C128D Computer & Thomson 4120 \$629.95

*quantities limited

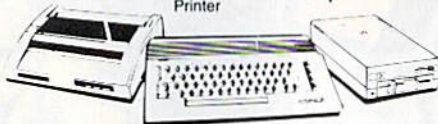
\$435⁹⁵



COMMODORE 64C Special System

- Commodore 64C Computer
- Excel FSD-2 Disk Drive
- Star NX1000C Commodore Ready Printer

\$459⁹⁵



COMMODORE HARDWARE

64C Computer	\$149.95
C128D Computer/Drive	\$435.95
1541 II Disk Drive	\$179.95
1581 Disk Drive	\$187.95
Excel FSD-2+ C64 Drive	\$149.95
1802C Monitor	\$179.95
1084 Monitor	\$279.95
C1351 Mouse	\$38.95
1764 RAM C64	\$117.95
Colt PC	\$669.95

PC COMPATIBLE HARDWARE

Laser Compact XTE 640K	\$589.95
Laser Turbo XT Model II	\$629.95
Blue Chip Popular 1A	\$CALL
Vendex Headstart Color	\$959.95
Vendex Headstart Mono	\$CALL
Vendex Headstart 888 LTD Color	\$CALL
Sharp PC 4501	\$CALL
Sharp PC 4502	\$1169.95
Zucker CGA ColorCard	\$89.95
BCC CG ColorCard	\$94.99
Mitsubishi 310/AT	\$1229.95
ATI VIP	\$299.95
Kraft PC Joystick Card	\$24.95

COMMODORE COLT PC

- IBM PC Compatible
- 640K Std.
- Two 5 1/4 Drives Std.
- Expansion for Hard Drive
- Turbo Processor
- MSDOS + GW Basic Included

\$669⁹⁵

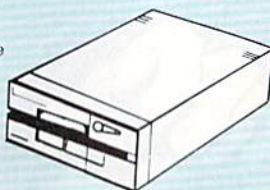


- Serial + Parallel Ports
- Mono/RGB Color Card Included

Excel FSD-2+ Disk Drive

100% Commodore 64C drive compatible, this Excelsator Plus disk drive is quieter, smarter, faster, and more reliable than the 1541 and 1541C.

\$149⁹⁵



LASER COMPACT XTE

- 640 K RAM
- Built-in EMS Board for Memory Expansion to 166K
- Built-in 5 1/4 Drive
- Built-in EGA Board
- Parallel Printer Port
- Serial RS232
- Joystick/Game Port

\$579⁹⁵



8088 XT \$529⁹⁵

- 16 Bit 8088 Intel Running at 4.77/10 MHz
- 640 K RAM
- One 360 K Floppy, 1 Parallel Port
- Multi I/O (includes 1 Serial Port, 1 Game Port, Clock Calendar, Disk Controller for Two 360 K's)
- (8) Eight Expansion I/O Slots
- Jr. AT Case w/Keylock Turbo, Reset LED
- 150 Watt Power Supply



- One Year Warranty on Parts & Labor
- Monitor Optional

Color System HEADSTART By Vendex

- Ready to plug in and use immediately
- Ultra fast 8 Mhz Intel 8088-2 Processor
- 512K RAM memory expandable to 768K
- 2-360K disk drives standard
- First complete system with clock calendar and built-in ports for printer, RS232, 2 joysticks, mouse and light pen
- Includes \$500 worth FREE software programs
- Hi Res color monitor included!



\$959⁹⁵

LASER

Turbo XT Model II

- Dual Speed 4.77-8 Mhz
- 640K Std.
- Built-in ColorCard
- 8 Expansion Slots
- Can Expand to 2 Floppy & 2 Hard Drives
- Green, Amber & Color Monitors Available



\$629⁹⁵

Seagate HARD DRIVES

5.25" Half Heights	
ST225 20 meg 65msec MFM ..	\$219.95
ST225N 20 meg SCSI	\$294.95
ST238R 30 meg RLL	\$234.95
ST251 40 meg 40 msec MFM ..	\$345.95
ST251-1 40 meg 28 msec MFM ..	\$419.95
ST277R 65 meg 40 msec RLL ..	\$384.95
3.5"	
ST125 20 meg 40 msec MFM ..	\$235.95
ST125N 20 meg SCSI	\$299.95
ST138R 30 meg RLL	\$249.95
ST138N 30 meg SCSI	\$334.95
ST157R 49 meg RLL	\$399.95
ST157N 48 meg SCSI	\$445.95

Seagate Internal Cards	
ST125 20 meg Internal Card ...	\$299.95
ST157R 49 meg Internal Card ..	\$485.95

Controllers	
MFM Controller (XT)	\$59.65
RLL Controller (XT)	\$64.95

Call for kit pricing and specials.

Ask about our

Seagate Paired Solutions!

1-800-233-8760

MAGNAVOX


CM8762



\$239⁹⁵

- 17% Larger Screen Than Standard 12" Monitors
- RGB TTL (CGA)
- Composite Video Inputs
- 640X 240 Resolution
- Green Text Display Switch
- Audio Input
- Built-in Tilt Stand
- One-Year Limited Warranty

\$179⁹⁵



CM8702

- Composite Color
- 40 Column Display
- Suggested Use 64C

MAGNAVOX



Attention Educational Institutions

If you are not currently using our educational service program, please call our representatives for details.

Monitors

Teknika

305	\$149.95*
503	\$199.95*

*Clearance specials, quantities limited

NEC

Multisync GS	\$189.95
Multisync II	\$589.95
Multisync +	\$899.95
Multisync XL	\$2699.95

Magnavox:

BM7652	\$79.95	9CM-053	\$339.95
BM7622	\$79.95	CM8762	\$239.95
7BM-613	\$79.95	8CM-515	\$259.95
7BM-623	\$79.95	9CM-082	\$439.95
CM8702	\$179.95		



Okidata

Okimate 20	\$129.95
Okimate 20 w/cart	\$189.95
180	\$219.95
182	\$209.95
182+	\$225.95
183	\$239.95
292 w/interface	\$449.95
293 w/interface	\$585.95
294 w/interface	\$799.95
393	\$955.95

Laser 6	\$CALL
390	\$479.95
391	\$649.95
320	\$345.95
321	\$475.95

Toshiba

321SL	\$489.95
341 SL	\$659.95
351 SX 400 cps	\$979.95

Epson

LX800	\$184.95
FX850	\$339.95
FX1050	\$499.95
EX800	\$434.95
LQ500	\$339.95
GQ3500	\$LOW
LQ850	\$525.95
LQ1050	\$749.95

Brother

M1109	\$189.95
M1509	\$335.95
M1709	\$439.95
Twinwriter 6 Dot & Daisy	\$899.95
M1724L	\$569.95
HR20	\$345.95
HR40	\$599.95
HR60	\$649.95

Citizen

120 D	\$149.95
180 D	\$159.95
MSP-40	\$279.95
MSP-15E	\$309.95
MSP-50	\$369.95
MSP-45	\$349.95
MSP-55	\$469.95
Premiere 35	\$539.95
Tribute 224	\$539.95
Tribute 124	\$439.95

SL 80Ai



- 135 cps Draft
- 54 cps NLQ
- 24 pin
- Built-in 16K Buffer

\$329⁹⁵*

*quantities limited

SP 1600Ai



- 160 cps
- 40 cps
- Multi-function Control Panel
- Extremely Quiet

\$189⁹⁵

SK3000Ai



- 300 Cps Draft
- 50 Cps NLQ
- Quiet 55 dba
- 7 Colors
- Rear & Bottom Paperpaths

\$369⁹⁵

SEIKOSHA

SP 1200AS RS232 ...	\$179.95	SK3005 Ai	\$445.95
SL 80Ai	\$329.95	SPB 10	\$CALL
MP5420FA	\$999.95	SL 130Ai	\$599.95
SP Series Ribbon	\$7.95	SP 1600Ai	\$189.95
SK3000 Ai	\$369.95		

Price Guarantee

Since 1981, we have led the industry by continuing to offer the lowest national prices while providing quality service. Many companies have come and gone trying to imitate our quality and service. If by some oversight we do not have the lowest prices advertised on the products you desire, then we would appreciate the opportunity to rectify this oversight.



Why shop at Lyco Computer?

Lyco Computer is one of, if not the largest, and most established firms to provide only quality name brand computer products at prices 30% to 50% below retail. We've set many industry standards, and we are setting the pace for many more in the future. Our standards include: a separate department for customer service; a price guarantee; guaranteed factory fresh merchandise; diverse payment and shipping policies, including a C.O.D. policy which allows customers to have products in their hands before paying anything. Selection places Lyco at the forefront of the industry. Due to our in-stock volume, we cannot advertise all of our products. If you do not see the product you want advertised, call Lyco Marketing toll free.



How do I know I will get the product I need?

Our marketing staff is well-educated in the computer industry. They receive continuous formal training by our manufacturers which enables them to develop and maintain a high degree of expertise on the products they represent. Though our strict guarantee on providing only new merchandise prohibits free trial periods and a guarantee on compatibility, a wealth of knowledge is available to our customers to help with the purchasing decision. As thousands of people every week capitalize on our savings and services, we hope you too, will make Lyco Computer your first choice.

What about warranty or service?

We decided several years ago that a Customer Service Department was needed in the industry. Unfortunately, few of our competitors offer this service. Our Customer Service Department is available at (717) 494-1670 to provide assistance in all warranty matters. Our product line enjoys "name brand recognition," and we back all of our manufacturer's stated warranty terms. Many manufacturers will allow defective products to be exchanged. Before returning any item that appears to be defective, we ask that you call our Customer Service Department to assist you in determining if the product is defective. If the product is determined defective, they will give you a special authorization number and speed processing of your order.



Will you rush an item to me?

Since 1981, we have set the standard in the industry by processing orders within 24 hours — not 4 to 6 weeks. We offer next day air, two day air, standard UPS, and postal international shipping services. Our records show we fill 95% of our orders daily. Temporary shortages are normally filled within 10 days. If an order cannot be filled within 60 days, we refund your money in full, unless you choose to wait for the order and benefit from the price savings. Any time prior to shipment, you may cancel or change the out of stock product by contacting our Customer Service representatives.

How do I order?

Send your order to Lyco Computer, P.O. Box 5088, Jersey Shore, PA, 17740. Or, call 1-800-233-8760 or (717) 494-1030. We provide four payment methods. We have always accepted C.O.D. orders through UPS. Prepaid orders over \$50 are shipped freight-free. For orders under \$50, please add \$3 for freight. Orders prepaid by a certified check or money order are shipped immediately. Personal and company checks require a 4 week waiting period prior to shipping. Visa and Master Card orders are accepted for your convenience, but we cannot pass along the 4% discount offered for cash. Purchase orders are accepted from Educational Institutions. We only charge sales tax on items delivered in Pennsylvania. For APO, FPO, and international orders, please add \$5 plus 3% for priority mail. Advertised prices and availability are subject to change.



Sales: 1-800-233-8760 or 717-494-1030

Hours: Monday through Friday, 9:00 a.m. to 9:00 p.m.
Saturday, 10:00 a.m. to 6:00 p.m.

Customer Service: 717-494-1670

Hours: Monday through Friday, 9:00 a.m. to 5:00 p.m.

FAX: 717-494-1441

Access:

Echelon
Mach 128
Wild. Cl. Lead
Fm. Courses

Action Soft:

Up Periscope
Thunderchopp

Activision:

Last Ninja
Might & Magic
Crossbow
Maniac Mansion
Beyond Zork

Batteries Incl:

Paperclip III

Berkeley Soft:

Geofile 64
Geos 64
Geos 128
Geowrite 128
Berkeley TriP

Broderbund:

Bank St. Write
Print Shop
Print Shop Co
Graphic Lib. 1
Cauldron

Electronic Ar:

Bard's Tale III
Hunt for Red
Monopoly
Strike Fleet
Wasteland
Typhoon of Ste
Pool of Radia

Epyx:

Fastload
California Gar
4x4 Off Road
Games: Winte
Games: Summ

Pr Pr

1000 Sheet L
1000 Mailing
200 Sheet OH
Banner Paper
200 Sheet La

Pr Inter

Xetec Jr.
Xetec Superg
Xetec Gold ..
PPI
Cardco GWh
Cardco Super
MW 350

We carry
printer appli
popular

3.5

Maxell:
SSDD
DSDD

Bonus:
SSDD
DSDD

Verbatim:
SSDD
DSDD

Free shipping


Lycos Computer

Marketing & Consultants

Since 1981

Air orders processed within 24 hours.

NX-1000




\$169⁹⁵*

**w/cable purchase*

Star's answer to 9 pin dot matrix printers. A soft touch control panel and Star's paper park feature solves your multi-document needs. 144 cps draft and 36 cps NLQ give you high resolution 9 pin performance in an affordable package from Star.

NX-15


\$289⁹⁵



Star's user friendly 15" wide carriage printer. A soft touch control panel and 120 cps-30 cps NLQ is at your command. Excellent 9 pin performance for you, from Star.

NX-2400

\$309⁹⁵



Superior 24 pin performance is now a luxury you can afford. With 170 cps draft and 57 cps letter quality mode, your document needs are quickly taken care of. Add Star's paper parking feature, variety of print styles and you have unprecedented 24 pin performance at a price you can afford.

star
micronics

NX-1000	\$169.95*
NX-1000C	\$169.95
NX-1000 Color	\$225.95
NX-1000C Color	\$229.95
NX-15	\$289.95
NR-10	\$319.95


**w/cable purchase*

NR-15	\$419.95
NB-15 24 Pin	\$669.95
NX-2400	\$309.95
NB24-10 24 Pin	\$369.95
NB24-15 24 Pin	\$545.95
Laser 8	\$1759.95

1091i Model II

\$179⁹⁵*

**quantities limited*



Speed and flexibility for your office or home. Panasonic combines 192 cps draft with 38 cps NLQ for a wide variety of printing needs. Quality support through a 2 year warranty from Panasonic.

KXP 1124

For excellent print quality in a high speed printer, choose the KXP 1124. Its 24 pin print head produces draft text at a quick 192 cps (draft) or letter quality text at 63 cps. In addition, the KXP 1124 provides such standard features as selectable push/pull tractor, 5 resident print fonts, parallel centronics interface and a standard 6K buffer. Panasonic's KXP 1124 ensures that your printing will be fast and professional.



\$319⁹⁵

KXP4450 Laser Partner



\$1599⁹⁵

Move your business in the laser age with panasonic. 512 K memory comes standard. 11 pages per minute print speed makes it the fastest in its class. Panasonic's laser technology and 2 year warranty — commitment to your printing needs.

1080i Model II	\$149.95*
1091i Model II	\$179.95*
1092i	\$309.95
1592	\$375.95
1595	\$439.95
3131	\$289.95
3151	SCALL

**quantities limited*

KXP 4450 Laser	\$1599.95
1524 24 Pin	\$559.95
Fax Partner	\$579.95
Optical Scanner	\$859.95
1124	\$319.95
1180	\$179.95
1190	\$NEW

Panasonic
Office Automation **OA**

1-800-233-8760

\$65⁹⁵



Avatex 1200e

Compare and Save!

Warranty Period	2 Years
Software for IBM PC included	YES
Auto-dial	YES
Auto-redial	YES
Auto-answer	YES
Automatically hangs up phone	YES
Complete AT-compatible command set	YES
Speaker volume-software	YES
Price	\$65.95

Avatex	Hayes
1200i	vs. 1200i
2 Years	2 Years
YES	YES
YES	YES
YES	YES
YES	YES
YES	YES
YES	YES
YES	YES
\$65.95	\$279.95

\$149⁹⁵



Avatex 2400

**Free Shipping on Prepaid Cash Orders
Over \$50 in the Continental U.S.**

See Page 2 of our 6 Page Ad.

US Robotics

Avatex

Courier 1200	\$169.95	1200e	\$65.95
Courier 2400	\$289.95	1200i PC Card	\$65.95
Sportsler 1200 PC	\$79.95	1200p	\$89.95
Courier 2400e	\$319.95	1200hc Modem	\$89.95
Courier 2400 PS	\$259.95	2400	\$149.95
Courier 9600 MST	\$619.95	2400i II PC Card	\$129.95


Hayes

Smartmodem 300	\$139.95
Smartmodem 1200	\$279.95
Smartmodem 2400	\$419.95
Smartmodem 1200B	\$279.95
Smartmodem 2400B	\$419.95

Starter System

**Commodore 64C
Computer**

- 64K RAM
- Serial Port
- Expansion Port
- Two Joystick/Paddle Ports
- Video Port
- RF TV Port
- Built-in Basic 2.0



\$289⁹⁵



SKC 10 Diskettes

500XJ Joystick



**Excel FSD-2 +
Disk Drive**

- 100% Commodore 64C Drive Compatible
- Smarter, faster, and more reliable than the 1541 and 1541C.*

Word Processing System

**Commodore C128D
Computer**

- 128K Std.
- 3 Mode Operation —
1-64: Runs 64 Software
2-C 128: Faster, More Mercury
for Increased Productivity
3-CPM: Uses Standard cpm
Titles



Magnavox 7622 or 7652

- 900 x 350 Resolution
- 20 MHz AMP
- Built-in Tilt Stand
- Interface Cables
- 1-Year Warranty
(choice of green or amber monitor)



\$799⁹⁵

**STAR
NX 2400**



Superior 24 pin performance is now a luxury you can afford. With 170 cps draft and 57 cps letter quality mode, your document needs are quickly taken care of. Add Star's paper parking feature, variety of print styles and you have unprecedented 24 pin performance at a price you can afford.

PC Super Value

\$899⁹⁵

**MAGNAVOX
7BM623**

- Amber Monitor
- 12" TTL Input
- 1,000 x 350
- 2-Year Warranty

**Star NX 1000
Printer**

- 144 cps Draft
- 36 cps NLQ
- EZ Soft Touch Selection
- Paper Parking
- Epson Std. & IBM Proprinter II Compatible



**Commodore
Colt PC**

- IBM PC Compatible
- 640K Standard
- Two 5¼ Drives Std.
- Expansion for Hard Drive
- Turbo Processor
- MSDOS & GW Basic Included



Ocean Ranger

Scanning the instruments, you verify the Ocean Ranger's vital signs: speed, 34 knots; bearing, 075 degrees; radar, clear; weapons systems, all operational; Sea Sparrow and Harpoon missiles, 76mm cannon shells, and depth charges, supplies ample.

The Ocean Ranger, one of the most sophisticated fighting ships ever built, is battle ready. You watch the horizon rise and fall over the bow as you recall the briefing that warned of enemy submarines and Soviet-made MiGs.

As if triggered by the thought, a warning buzzer sounds. Press a key and TADS identifies a target: submarine off the port bow. Click another key to select a depth charge. The computer has located the sub and is tracking its course. Wait for the sub to get within range . . . wait. . .

Fire!

Instantly TADS switches to a second sub. Wait . . . wait. . .

Another warning buzzer! A trio of incoming MiGs.

Fire depth charge!

Select Sea Sparrow—launch!

The buzzer still blares as the first MiG explodes. The computer is already tracking the second MiG and indicates it is too close for the Sea Sparrow. Switch to 76mm cannon.

Open fire!

The staccato of the cannon hasn't silenced the buzzer. Two more MiGs approaching from starboard this time and several enemy warships to port.

A trap!

The horizon tilts as you call for a hard turn to starboard and increase speed to 45 knots. Spray envelopes the bridge. Select a Harpoon missile to attack the nearest ship.

Fire!

MiGs swarming like killer bees . . . warning buzzer . . . target on the threatboard!

Fire!

Another alarm sounds in the background, but your mind puzzles over this unfamiliar ring.

"Honey, it's for you!"

You sigh and issue another order before reaching for the telephone. The computer screen flashes: "The war is on hold, sir!"

The Ocean Ranger is "a frigate-sized foilborne missile ship . . . capable of simultaneously tracking, engaging, and destroying numerous dissimilar targets," according to the manual. What it doesn't say is that this is one of the easiest-to-learn, most realistic, enthralling simulations afloat.

Any simulation that can be taken on a maiden voyage with only verbal directions from a seasoned player is already a league ahead of any competitor, in our estimation. It was this that caused Robin, who had never played a simulation before, to take command one evening.

Not that *Ocean Ranger* is easy. Far from it. Its 16 levels of play offer challenges ranging from comfortably secure to sweaty-palmed frantic. (There are reasons why some captains are killed in action and still others are POWs!)

One of the easiest-to-learn, most realistic, enthralling simulations afloat.

Your adventure begins with a trip to Administration to set up your Personnel File. Select your level of service and theater of action, two factors that determine difficulty. There are four choices for each, ranging from basic training to covert action in such diverse military theaters as the Bering Sea and the Persian Gulf. This is where you also learn how to earn various medals and decorations.

The next stop is your top-secret briefing where you view a slide presentation and receive primary and secondary missions and a home base. Next, proceed to the ship's stores to outfit your vessel with offensive and defensive weapons and fuel. Finally, you are piped aboard ship to take the bridge.

From the bridge you command views fore and aft, starboard and port. Charts and displays are at your fingertips to keep you informed of such things as current coordinate location, weapon readiness, fuel consumption, and so on.



Of prime importance is TADS, the ship's Target Acquisition and Designation System, or target identifier. This identifies a target so you may decide on the appropriate action. When the correct weapon is selected, sights automatically lock on the target. Fire when the target is in range and you are almost sure of a hit. The vessel is controlled by the joystick, while weapons are deployed and information is recalled via the keyboard.

Now you are ready to weigh anchor and set out on your mission. You may be shot at by MiGs, be fired upon by enemy vessels, encounter treacherous submarines, be forced to thread your way through mine-infested waters, or any combination thereof. As in any war, your mission is to destroy your target and return to port with as little damage to your ship and crew as possible. If there is damage, you may have to anchor and spend time on repairs.

Upon arrival in home port, report for a debriefing. If your mission was successful, you may receive a medal or even a laudatory reception from family and friends. Any commendation or recognition of service is appended to your personnel record. You begin your command as a Lieutenant with an ultimate goal of making Admiral within 20 years of service.

It's hard to isolate features of this program for enumeration. *Ocean Ranger* is good on every count: top-notch graphics, digitized voice effects, realistic battle effects, and some absolutely terrific details. The movement of the horizon, MiGs, changing sky color, engine noise, static screens, and animated graphics are all outstanding.

This is not a sharpshooter's game; TADS takes care of that. It is more a strategist's game—deploying the right



COMMODORE AMIGA™ 500

COMMODORE AMIGA™ 2000

Call For The Lowest Prices On All Amiga Configurations

Printers

PANASONIC

1080i-II 149
1091i-II 185
1124 339

STAR

NX-1000 175
NX-1000 Rainbow 229

Modems

Avatex 1200 E 65
Avatex 2400 149
Supra 2400 129

RS-232 Interfaces

Peak (to 1200 Baud) 19.95
Omnitronix Deluxe 44.95

COMMODORE Super Sale

***Free** delivery in the continental USA

128-D \$459*	64-C \$149*	1084-S \$319*
64-C & 1541C-II \$324.95*	1571 \$249*	1802 \$215*
PC-Colt \$719*	1581 D.Drive \$195*	1750 or 1764 Ram Exp Call

ABACUS 64	BRODERBUND
Basic Compiler 25.95	P.S. Companion 22.95
Becker Basic 32.95	Print Shop 28.95
CAD-Pack 25.95	P.S. Graphics Lib 1-2or3 16.95
Chartpak 25.95	Saper Bike challenge 14.95
Geo Inside and Out 16.95	TIMES OF LORE 25.95
Saper C. Compiler 39.95	Thinking CAP 22.95
Saper Pascal 39.95	Ultima 1 or 3 25.95
Xper System 39.95	Ultima 4 38.95
	Ultima 5 38.95
ACCESS	CAPCOM
Echelon 29.95	Blunk Commands 19.95
Firestorm 10.95	Black Tiger 19.95
HEAVY METAL 25.95	Gammuke 19.95
Leaderboard Trl-Pack 10.95	Hat Trick 19.95
Mach V-Cart 21.95	Mini Golf 19.95
Tripple Pack 14.95	SideArm 19.95
World Class Leaderbd. 25.95	
ACCOLADE	CINEMAWARE
Accolade Comics 18.95	Speed Rambler 19.95
Apollo 18 18.95	Stocker 19.95
Bubble Ghost 18.95	Street Fighter 19.95
Card Sharks 18.95	Trojan 19.95
Fast Break 18.95	
Fight Night 10.95	Defender of the Crown 22.95
Grand Prix Circuit 18.95	Lords of the Rising Sun 22.95
Hardball 10.95	Rocket Ranger 19.95
Jet Boys 10.95	SDI 22.95
Kill Until Dead 10.95	Shinob 22.95
Plasmatron 10.95	Three Stingers 22.95
Power At Sea 18.95	TV Sports Football 22.95
Rack'em 18.95	
Serve and Volley 18.95	Chernob 16.95
Steel Thunder 18.95	Grand Slame BB 16.95
Team Comt. 4th Inche 18.95	Narcowm 17.95
Tot Drive 18.95	President is Missing 16.95
TKO 18.95	Shirley Maldoney 16.95
Train, The 18.95	
ACTIVISION	DATA EAST
2 on 2 basketball 10.95	Breakthrough 19.95
Black Lamp 14.95	Commando 14.95
Chop 'n Drop 19.95	Ikari Warrior 19.95
Crombow 22.95	Karrov 19.95
Enlightenment 14.95	Kid Nikki 19.95
Last Ninja 22.95	Last Mission 9.95
Main Event 19.95	Planet 19.95
Might and Magic 25.95	Speed Buggy 19.95
Necromancer 25.95	Tag Team Wrestling 14.95
Ocean Ranger 22.95	TNK 3 9.95
Pennant Fever 22.95	
Predator 19.95	ELECTRONIC ARTS
Rampage 22.95	Adv. Construction 10.95
Star Rank Boxing 2 19.95	Allen Fires 20.95
Transformers 19.95	Alternate Reality 20.95
	Amer. Civil War Vol 2 26.95
	Amnesia 26.95
	Android Decision 17.95
	Annals of Rome 17.95
	Bard's Tale 25.95
	Bard's Tale III 26.95
	Battle Disk/Pegasus 11.95
	Battle Droids 17.95
	Battlefront 25.95
	Bimmarck 21.95
	Carriers At War 31.95
	Caveman Ugh-Tympics 20.95
	Chessmaster 2100 26.95
	Chickamauga 23.95
	Cosmic Relief 17.95
	Dark Lord 14.95
	Death Lord 20.95
	Demon Stalkers 20.95
	Double Dragon 24.95
	Dragon's Lair 19.95
	Dungeon, The 26.95
	EOS 11.95
	Europe A Blaze 31.95
	Firezone 17.95
	Global Commander 20.95

ELECTRONIC ARTS	EPYX
Halls of Montezuma 26.95	Champ Wrestling 12.95
Heart of Africa 10.95	Death Sword 12.95
Hunt for Red October 26.95	Destroyer 22.95
Instant Magic 24.95	Dive Bomber 22.95
Jordan VS. Bird 20.95	Final Assault 22.95
Lancelot 20.95	Games summer Ed. 22.95
Lords of Conquest 10.95	Games Winter Ed. 22.95
MacArthur's War 26.95	Home Video Prodr. 30.95
Mars Saga 23.95	Impossible Mission 2 22.95
Master Ninja 20.95	L.A. Crackdown 22.95
Mavis Beacon Typing 26.95	Legend of Black Silver 22.95
Mind Mirror 10.95	Metro Cross 22.95
Monod Wars 23.95	Mind roll 22.95
Monopoly 20.95	Nervness 22.95
Music Construction 10.95	Omicron Conspiracy 22.95
Napoleon in Raussia 17.95	RAD Warrior 22.95
One on One 10.95	Skate Ball 22.95
Paper Clip III 33.95	Space Station Oblivion 22.95
Space Clip Publisher 33.95	Sports - A - Real 13.95
Patton vs Rommel 11.95	Spy Vs. Spy 3 12.95
Pegasus 23.95	St. Sports Baseball 12.95
Pinball Construction 10.95	St. Sports Basketball 12.95
Powerplay Hockey 17.95	St. Sports Football 12.95
Project Firestart 20.95	Sticker Maker 19.95
Racing Destruction 10.95	Street Cat 13.95
Reach for the Stars 26.95	Sub Battle Simulator 22.95
Risk 26.95	Summer Games 1 or 2 12.95
Roadways 20.95	Super Cycle 12.95
Robot Rascals 25.95	Technopop 22.95
Rockford 21.95	Tower Toppler 22.95
Rommel For N. Africa 26.95	Trials of Honor 22.95
Rumia 25.95	World Games 12.95
Scrabble 22.95	
Scraples 26.95	KONAMI
Seven Cities of Gold 10.95	Boot Camp 19.95
Skate or Die 21.95	Contra 19.95
Skyfox 2 21.95	Iron Horse 19.95
Strike Fleet 21.95	Jackal 19.95
Super Boulderdash 10.95	Jail Break 19.95
Time and Magik 20.95	Rush-n-Attack 19.95
Tobrak 23.95	Super Basketball 19.95
Tomahawk 21.95	
Touchdown Football 10.95	MICRO ILLUSION
Twilight Ransom 24.95	Black Jack Academy 25.95
Video Title Shop 20.95	Fairy Tale Adventure 32.95
Wastland 26.95	Firepower 16.95
World Tour Golf 11.95	Galactic Invasions 16.95
Yeager AFS 24.95	Land of Legends 37.95
	MICRO ILLUSION
	Flintstones CALL
	Johnny Quest CALL
	Mainframe 64 22.95
	Planetarium 44.95

MICRO ILLUSIONS	MISC. 64	SPRINGBOARD
Romantic encounter 25.95	Bumper Sticker Maker 31.95	Cert Maker Lib 1 10.95
Sky Travel 32.95	Business Card Maker 25.95	Certificate Maker 14.95
Turbo 16.95	Business Form Shop 25.95	Clip art 1, 2, or 3 10.95
	Button and Badge Maker 31.95	Graphic Expander 21.95
	Copy II 64 27.95	Newroom 14.95
	Corruption 25.95	
	Create BaseballTeam 17.95	SSI
	Cyber Complex 18.95	B-24 23.95
	Dark Castle 21.95	Battles of Napoleon 33.95
	Dark Tower 19.95	Demons Winter 20.95
	Final Cartridge 3 49.95	Dungeon Masters Amnt. 26.95
	Flexdraw CALL	Eternal Dagger 26.95
	Flight Simulator 2 32.95	First Over Germany 33.95
	Fontmaster 2 30.95	HERO'S OF THE LANCE 20.95
	Frost Byte 18.95	Hillfar 26.95
	Hi Seas 29.95	Panzer Strike 29.95
	Hobbit 23.95	Phantasia 1-2 or 3 26.95
	Holywood Poker 18.95	POOL OF RADIANCE 26.95
	Jet 27.95	Questron II 26.95
	John Elways Q.B. 19.95	Rings of ZATHIN 26.95
	Manix 10.95	Roadwar Europa 26.95
	Microleague Baseball 25.95	Roadwar 2000 26.95
	NBA 25.95	Shard of Spring 26.95
	Night on the Town 19.95	Shiloh 26.95
	Night Mission Pinball 21.95	Sons of Liberty 23.95
	Oxford Base Tool Kit 19.95	Typhoon of Steel 33.95
	Pocket Dictionary 10.95	War in S. Pacific 38.95
	Prime Time 19.95	Wargame Conit Set 20.95
	Printermaster 21.95	Wizard's Crown 26.95
	Pro Football Facts 10.95	
	Pure Stat Baseball 25.95	TAITO
	Pure Stat Basketball 25.95	Aicon 19.95
	Pure Stat Football 35.95	Arkadoids 19.95
	ROGER RABBIT 19.95	Bubble Bobble 22.95
	Space Math 10.95	Gladiator 19.95
	Star empire 17.95	Operation Wolf 25.95
	Starfleet 1 26.95	Qix 19.95
	StarTrek3/Rebel/Unl 19.95	Rastan 22.95
	Stealth Mission (Sublogic) 33.95	Renegade 22.95
	Super Pak 2 89.95	Sky Shark 19.95
	Superbase 64 46.95	
	Superscript 64 32.95	TIMETWORKS
	Takedown 19.95	Business Systems 34.95
	Tetris 17.95	Data Manager 1 15.95
	Thunder Chopper 19.95	Desk Top Publisher 39.95
	Ticket To Hollywood 19.95	Eevlyn Wood 15.95
	Trilogy 10.95	Geo Writer 25.95
	TV High Rollers 10.95	Partner 64 25.95
	Twilight Zone 25.95	Sideways 15.95
	Typing Tutor 4 25.95	Swiftax '88 32.95
	Up Periscope 19.95	Swiftax/Sideways 15.95
	Vampire's Empire 18.95	Sylvia Porter 25.95
	Video Wizard 19.95	Wordwriter 3 25.95
	Wall Street Raider 21.95	
	Warlock 19.95	C-128
	Warped Speed 32.95	Basic Computer 128 39.95
	Western Games 18.95	CAD Pack 128 39.95
	Winter Challenge 10.95	Chart pack 128 25.95
	Wizardry/Knight Diarn. 25.95	Colob 128 39.95
	WWF Wrestling 19.95	Data manager 128 32.95
	Zig Zag 17.95	Desk Pack + 19.95
		Font System 4 46.95
		Fontmaster 128 36.95
		Fontpack + 19.95
		GeoCalc 128 or Geo File 42.95
		Geos 128 42.95
		GeoWrite 128 42.95
		Partner 128 32.95
		Pocket File 2 36.95
		Speed Term 128 25.95
		Superbase 128 57.95
		Saper C. Compiler 39.95
		Superscript 128 46.95
		Super Pack 128 59.95
		Super Pack 2 59.95
		Super Pack 128 46.95
		Masterpiece 19.95
		Swiftax 128 32.95
		Sylvia Porter 128 42.95
		Wordwriter 128 32.95

Since 1982 **ComputAbility** *Consumer Electronics*

P.O. Box 17882, Milwaukee, WI 53217

Order Toll Free **800-558-0003**

For WI Orders and Technical info

MasterCard 414-357-8181 VISA

FAX-(414)-357-7814

Open M-F 9am-9pm Sat 11am-6pm Central

No Surcharge For MasterCard and Visa

ORDERING INFORMATION: Specify system. For fast delivery send cashiers check or money order. Personal and company checks allow 14 business days to clear. School P.O.'s welcome. C.O.D. charges are \$3.00. In Continental U.S. Includes \$3.00 for software orders. IN shipping for teachers, minimum \$5.00. MasterCard and Visa orders please include card #, expiration date and signature. WI residents please include 5% sales tax. HI, AK, FPO, APO, Puerto Rico and Canadian orders, please add 6% shipping, minimum \$6.00. All other foreign orders add 15% shipping, minimum \$18.00. All orders shipped outside the Continental U.S.A. are shipped first class insured U.S. mail. If foreign shipping charges exceed the minimum amount, you will be charged the additional amount. All goods are new and include factory warranty. We do not guarantee compatibility & version #s. Due to our low prices all sales are final. All defective returns must have a return authorization number. Please call (414) 357-8181 to obtain an R.A. # or your return will not be accepted. Prices and availability subject to change without notice. *\$2.95 Disk files may cost more than the same files on 5.25" disks. Shipping and handling are non-refundable. We ship the latest versions available to all our dealers directly with the manufacturer. HAVE A NICE DAY.

Protecto's **COMPUTER DIRECT**

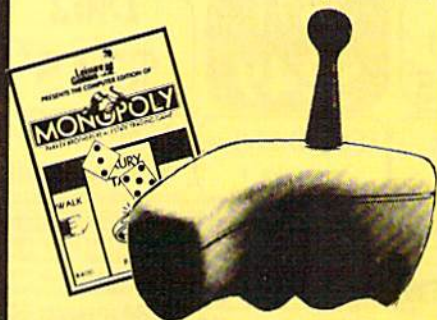
Since 1979

WE WON'T BE UNDERSOLD!*

Prices Expire 2-28-89

THE ERGOSTICK and MONOPOLY

by Electronic Arts



The Ergostick is the only true ergonomically designed joystick! Soft and pliable with microswitch technology, actually shortens the gap between reaction and action!

A \$63.00
Value
only!

\$38⁹⁵

C128D Computer




- Full 128 Detached Keyboard
- 1571 Drive With 128K Of User Memory Expandable To 640K
- 3 Operation Modes (C64, C128, & CP/M, Ver. 3.0)
- 40/80 Column Output, 16 colors
- Free Programmer's Reference Guide

Our Low Sale Price
\$419⁹⁵
List \$549

Excelerator Disk Drive

Commodore 1541 Compatible
1 Year Limited Warranty
Faster than 1541



Our Low Sale Price
\$139⁹⁵
List \$249

5 1/4" Floppy Disks

100% Certified • Lifetime Guarantee

19¢
each

Double Sided
Double Density

Lots of 25
no limit



Made in the USA

3 1/2" Micro Disks

100% Certified • Lifetime Guarantee

Double Sided
Double Density

Lots of 50
no limit



99¢
each

Commodore C64c Computer

Includes GEOS, a complete integrated software package & a FREE! membership to *Quantumlink*



Super Low Price
\$129⁹⁵
List \$249

AMIGA

We have a full line of
AMIGA products in stock

Call For Price

Hi-Speed 180 CPS NLQ 180-II Printer

Lifetime Warranty on Printhead
Our Best Printer Buy



- 2yr. Immediate Replacement
- Dot Addressable Graphics
- High Speed Dot Matrix
- Italics, Elite, Condensed, Pica
- Centronics Parallel Port
- 8K Print Buffer
- Near Letter Quality from front panel
- Low Cost Adapters available
- Pressure Sensitive Controls

Our Low Sale Price
\$149⁹⁵
List \$499



Call

IMMEDIATE ANSWER
800 - BUY - WISE
800 - 289 - 9473

Outside 800 Service Area call 312 - 382 - 5058



Mail

We Love Our Customers!
COMPUTER DIRECT
22292 N. Pepper Rd.
Barrington, IL 60010


BEST SERVICE IN THE USA

PRICE IS NOT ENOUGH!

- 90 Day Immediate Replacement
- Free Technical Assistance
- Fast, Low Cost Delivery
- 15 Day Home Trial
- Experts in Customer Satisfaction
- Bulletin Board Service
- No Credit Card Fees
- Free Catalogs

LETTER QUALITY DAISY WHEEL PRINTER

For Commodore 64 and 128
Free Word Processor and Commodore Interface Included

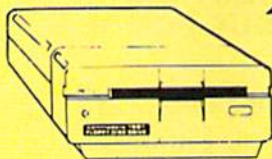


- Boldface, Superscripts, Subscripts, underline, and Justify right & left features
- Bi-directional Printing
- Typewriter style Platen, prints on single sheets, envelopes, and Computer Paper
- Fully formed characters - no more dots!
- Automatic Page Numbering
- On Screen Tutorial lessons
- Locate and Replace a word or phrase with another
- High Speed - over 150 words per minute

Our Low Sale Price
\$89⁹⁵
List \$199

800K 3 1/2" Disk Drive

Commodore 1581 Works With C64/C64c, and C128/C128D.
Over 800K Bytes of Formatted Storage On Double-Sided 3.5" Microdiskettes.



Our Low Sale Price
\$179⁹⁵
List \$249

SMITH CORONA XD6600 TYPEWRITER

The Versatile Electronic Typewriter for Home or Office



- Battery Back-up
- WordEraser
- 60,000 Word Dictionary
- AutoSpell
- Auto Underscore
- Auto Half Space
- End of Page Warning
- Decimal Tab
- 10,12, 15 Pitch
- Auto paper insert

Apple, IBM or CBM Parallel Interface/Cable...Available

Low Sale Price
\$199⁹⁵
List \$499

300/1200/2400 BPS External Modem



Modem 2400 Features:

- 2400 BAUD Bell 212A at 300/1200/2400 BPS
- Fully Hayes Compatible
- 7 System Indicator Lights
- Both Tone & Pulse Dialing
- Built-In Speaker with Volume Control
- Buffer That Holds Up To 40 Characters
- Stores Dialed Numbers
- Separate Line and Set Connectors
- Uses RS-232C Interface (Cable Required)

Our Low Sale Price
\$114⁹⁵
List \$349

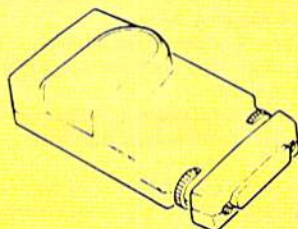
1541-II Disk Drive



Our Low Sale Price
\$159⁹⁵
List \$299

300/1200 BPS Migent Pocket Modem

Free Terminal Software for Commodore



- Hayes compatible
- Runs on AC or battery
- Turns on/off automatically
- Small enough to put in your pocket
- Plugs directly into your serial port on many computers
- Easy to use; no switches to set
- On-screen status lights show call progress

Our Low Sale Price
\$89⁹⁵
List \$413

VISA
MASTER CARD
COD

* Prices do not include Shipping Charges. Call to get Your Lowest Delivered Cost. We insure all shipments at no extra cost to you! All packages are normally shipped UPS Ground. 2nd Day or Overnight delivery available. Minimum shipping charge per order is \$3.75. Illinois residents add 6 1/2% sales tax. We ship to all points in the U.S.; Canada, Puerto Rico, Alaska, Hawaii, Virgin Islands and APO-FPO. (Monitors only shipped in Continental USA) Prices and availability subject to change without notice. Computer Direct will match any valid nationally advertised delivered price on the exact same product & payment method (excluding sales taxes)

THE DEFINITIVE REFERENCE
FOR COMMODORE USERS

GAZETTE™

BACK ISSUES

Note: Only selected titles are listed in contents for each issue

1984

August—Selecting a Printer Interface, Campaign Manager, Sprite Magic, String Search, Disk Purge

October—The Tomb, Cabby, Quiz Master, Vocab Builder, First Aid, VIC Music Tutor, Turtle Graphics Interpreter

1985

August—Mixing Text and Hi-Res Graphics, Disk Backup, Code Cruncher, Hi-Res Toolbox

December—Whirlybird, Dragon's Den, Graphics Construction Set, SpeedCheck, Disk File Archiver

1986

February—Lexitron, Snapshot, 128 Memory Map, Disk Editor, Custom Labels

April—Turbo Copy, CP/M on the 128, Directory Filer, 128 Windows, Input Windows

May—Arcade Baseball, Vampire Hunter, Klondike, Super Synth, Word Counter

June—Solarpix, Quick Key, Fontmaker, Help Screens, 64 AutoBoot Maker

July—Saloon Shootout, Budget Planner, Math Worksheet, Sound Designer 128, CP/M Public Domain Software

August—Address Cataloger, TurboDisk 64, TurboDisk 128, Boldface Print, 128 Sprite Rotator

September—Ultrafont +, Video Jigsaw, Window Wizard, Fast File Copier, 80-Column Character Editor, DOS Window

October—Pig\$ for Buck\$, Ringside Karate, Menu System, 128 Sound & Music (Pt. 1)

November—Fill-64, 128 Keywords, 1526 Underliner, Turbo Format, 128 Sound & Music (Pt. 2)

December—Q-Bird, Moon Rescue, The Animals' Show (128), Sprite Locator, Bar Charter, 128 Quicksort, 128 Sound & Music (Pt. 3)

**COMPLETE YOUR
COLLECTION!
ANY ISSUE FOR \$6**

**Issues not listed are
sold out. Limited
quantities available.**

Order today!

1987

January—Keyword Construction Set, One-Touch Function Key, GEOS Icon Changer, CP/M: Surviving with 40 Columns

February—Collision Course, Division Worksheet, MetaBASIC 64, MetaBASIC 128, 128 DOS Wedge, 128 Sound & Music (Pt. 4)

March—Ringside Boxing, Color Craft, 128 RAM Expansion, CP/M RAM Expansion, Sprite Manager

April—Omicron, Music Improvisor, *Print Shop* to GEOS, TurboSave 128, TurboSave 64, Countdown Timer

May—*SpeedScript* 3.0, Powerball, Cassette Sleeve Maker, No-SYS Loader, Fast Boot, Gameports

June—Bingo, Fraction Practice, Free-Form Filer, Disk Vacuum, Hi-Res Graphics on the 128

July—Basketball Sam & Ed, Calendar Maker, Crash Prevention, 128 Graph Designer, GEOS File Storage, Text Framer

August—Bounty Hunter, Sprite Magic, Sprite Stamp, 80-Column Sector Editor (128), Relative Files

September—Sub Attack, Exercise Pacer, Screen Maker, Impossible Scroll, Video Slide Show, 80-Column Magic

October—*SpeedScript* 128, Chopper Pilot, Stars: A Simulation of the Heavens, Directory Magic, Font Printer, Animator 64

November—Litterbug, Sketch Pad, Poster Printer, Renumber 64, Accessing the 128's 80-Column Screen

December—Crossroads, Snake Pit, Word Find, Animal Match, Disk Rapid Transit, PrintScreen, GeoTrash Restorer

1988

January—How to Buy a Modem, Buyer's Guide to Modems, Needlework Graphics Editor, Tile Paint, Sound Manager

February—Buyer's Guide to Graphics Programs, Easy Load, Turbo *SpeedScript*, Fast 64 Mode for the 128

March—CP/M Software for the 128 (Pt. 1), XPressCard 128, ML Cloner, Big Screen, Color Lister

April—CP/M Software for the 128 (Pt. 2), 3-D Speedway, SpeedFile 64, Ramdisk 128, Mirrors

May—Networking the 64, Guide to User Groups (Pt. 1), Treasure Diver, MOBMaker, 128 Math Graphics, 1541 Speed & Alignment Tester

June—Buyer's Guide to Printers, Guide to User Groups (Pt. 2), Arcade Volleyball, Excellfont-80 (128), Graphics Wedge

July—Hard Disk Drives for the 64/128, Civil War on Disk, Quick Save, Error Analyzer, SYS Stamper

August—MIDI Made Simple, Buyer's Guide to Music Software, Cribbage (128), 128 Shell Booter, 3-D Sprites, Zoom

September—Write All About It! (desktop publishing), Pattern Fill, Multicolor Graphics Dump, SpeedCheck 128, Disk Package, MultiSort 128

October—Commodore Goes Back to School, Buyer's Guide to Preschool Software, Scorpion II, 64 Compressor, SpeedPrint, Speed Columns, 128 Text Sorter

November—GEOS 2.0: A Major Upgrade, Buyer's Guide to Word Processors and Spelling Checkers, Rally Racer, Block Out (128), Sprite Killer, Notepad 64, Font Grabber (GEOS)

December—88's Best Games, Ringside LXIV!, Crossroads II, Digi-Sound, Dynamic Windows, Quick! (1541 speedup), 1526 PrintScreen, Key Lock

FOR ORDER INFORMATION AND FORM, SEE PAGE 63.

Corresponding monthly disks are available only for issues from January 1986 forward.

weapons, using evasive tactics, estimating fuel consumption, being certain you are shooting in the right direction. (Not all enemies approach from the bow, and what you can't see, you can't shoot.) Just as a real-life commander directs his men and his ship, so you direct the Ocean Ranger. This is simulation at its best.

—David and Robin Minnick

Distributed by Mediagenic
Activision
P.O. Box 3048
Menlo Park, CA 94025
\$34.95

Sporting News Baseball

Take me out to the ball game, but if that's not possible, bring the ball game into the house and put it on my computer.

Baseball fans have been well supported by computer simulations for almost as long as computer games have been around. SSI's early *Computer Baseball* set the standard for statistics-oriented games, while Gamestar's *Star League Baseball* took over from Intellivision's *Major League Baseball* as the leading arcade version of the sport. Since

then, designers have been constantly reinventing the computer ball field, with SubLogic's *Pure-Stat Baseball*, Epyx's *World's Greatest Baseball Game*, Accolade's *Hardball*, and Electronic Arts' *Earl Weaver Baseball*, among several games vying for top spot.

Now comes *Sporting News Baseball*, Epyx's second effort at the perfect blend of arcade and statistics games. Sanctioned by Major League Baseball, *The Sporting News*, and the New York Mets all-star catcher Gary Carter, this game promises much. The good news is that it does everything it was designed to do. The bad news, however, is that it should have been designed to do a little more.

You can play against the computer or a human opponent, or set the computer to play itself. Set the lineup yourself or have the computer do it for you. If you want to beef up your team, choose members from a list of 150 Hall of Fame players. Try building your own team from the Hall of Famers and set them against last year's World Series winners.

The game uses a limited number of statistics. Pitchers are given a batting average and an earned run average. Fielders have a batting average and a fielding percentage. These are the most important stats available for baseball players, but others would be useful, especially for drafting teams and trading players.

After selecting a team, a starting



pitcher, and a batting lineup (or having the computer do these for you), the home team takes the field and the game begins. The pitching screen is one of *Sporting News Baseball's* greatest strengths. A large window in the lower middle of the screen shows the field from the catcher's viewpoint: The pitcher is on the mound, and the batter stands in the appropriate batting box. To the left of this screen, balls, strikes, and outs are clearly shown. To the right, boxes show the batter's name and average, the pitcher and his ERA stats, and—a very useful touch—the number of pitches the pitcher has thrown. The on-deck batter is not shown.

Across the top of the screen is the line score, including hits and errors. Below this box is a series of three windows, showing, from left to right, third,

Also!
ThunderChopper, available for the Commodore 64/128 and Apple II computers. Coming soon, a great new IBM version!

The creators of Microsoft Flight Simulator Version 3.0 take submarine simulation to new depths of FUN!

See your dealer, or contact ActionSoft for more information. Up Periscope! is available on disk for the IBM/Tandy/compatibles and Commodore 64/128 computers. For direct orders please indicate which computer version you want, enclose \$29.95 plus \$2.50 for shipping and handling, and specify UPS or first class mail delivery. Visa, MasterCard, and American Express charges accepted.

ActionSoft
201 West Springfield Avenue
Suite 711
Champaign, IL 61820
(217) 398-8388

MONTGOMERY GRANT

GAZETTE
2/83

ESTABLISHED in 1968

OUTSIDE USA---CALL
(718)692-0071

FOR CUSTOMER SERVICE
Call Mon-Fri:9:30am-4:30pm
(718) 692-1148

Retail Outlet: Penn Station, Main Concourse
(Beneath Madison Square Garden) NYC,N.Y.10001
Store Hours: Mon-Fri 8:30-8/Sat-Sun 9:30-7

FOR ORDERS & INFORMATION CALL TOLL FREE

1-800-759-6565


OR WRITE TO:
Montgomery Grant Mail Order Dept.
P.O. Box 58 Brooklyn, NY 11230

FAX NO. 7186923372
TELEX 422132 MGRANT

OPEN 7 DAYS A WEEK FOR ORDERS: Monday-Friday, 9:00am-7:30pm / Saturday & Sunday 9:30am-6pm (EST)
NO SURCHARGE FOR CREDIT CARD ORDERS / WE INVITE CORPORATE & EDUCATIONAL CUSTOMERS / CORPORATE LEASING AVAILABLE

commodore

C-128-D COMPUTER PACKAGES



SPECIAL!!

#1 C/128-D DELUXE PKG.

C/128-D COMPUTER W/BUILT-IN DISK DRIVE
1902 RGB COLOR MONITOR
COMMODORE COLOR PRINTER

\$629



#2

C/128-D COMPLETE PKG.

C/128-D COMPUTER W/BUILT-IN DISK DRIVE
COMMODORE COLOR PRINTER
12" MONITOR

\$499

COMMODORE 128/D
W/1084S MONITOR..... **\$699**

WE CAN RECONFIGURE ANY OF OUR COMPUTER PACKAGES TO YOUR SPECIFICATIONS. CALL FOR INFORMATION.



COMPUTER PACKAGES

#3 COMPLETE PACKAGE

COMMODORE C-64/C COMPUTER
COMMODORE 1541/C DISK DRIVE
COMMODORE COLOR PRINTER
12" MONITOR
GEOS SOFTWARE PROGRAM
DISK DRIVE HEAD CLEANER
BOX OF 10 DISKETTES

\$339

#4 COLOR PACKAGE

COMMODORE C-64/C COMPUTER
COMMODORE 1541-C DISK DRIVE
COMMODORE COLOR PRINTER
COLOR MONITOR
GEOS SOFTWARE PROGRAM
DISK DRIVE HEAD CLEANER
BOX OF 10 DISKETTES

\$478



C-64C
With Geos Software

\$139.95

NEW C-128D with Built in Disk Drive

#1764 EXPANSION MODULE.....\$114.95
XETEC S. GRAPHIX JR. INTERFACE.....\$29.95
XETEC S. GRAPHIX SR. INTERFACE.....\$49.95
XETEC SUPER GRAPHIX GOLD.....\$79.95
C-64/C -64C POWER SUPPLY.....\$29.95
C-1660 MODEM.....\$19.95
C-1670 MODEM.....\$59.95
COMMODORE 1350 MOUSE.....\$19.95
COMMODORE 1351 MOUSE.....\$34.95
XETEC LT. KERNEL 20 MB HARD DRIVES FOR:
C-64/C.....\$749
C-128.....\$799
XETEC 40 MB HARD DRIVE FOR C64/128 & 128D.....\$1199

COMMODORE DISK DRIVES

C-1571 **\$219.95**
C-1581 **\$179.95**
C-1541II **\$149.95**



MONITORS

C-1084S.....\$294.95
THOMSON HI-RES RGB COLOR MONITOR.....\$299.95
MAGNAVOX RGB 13" COLOR MONITOR.....\$199.95



AMIGA 500 RGB COLOR PACKAGE

Amiga 500 w/512K • Built-in 3.5" Disk Drive • Mouse
RGB Color Monitor • All Power Supplies & Cables
Free Software

\$759



IN STOCK - CALL FOR LOW PRICE!
AMIGA 500 W/1084S.....\$829
AMIGA 500 W/1084S & 1010 3.5" DRIVE.....\$1029

AMIGA 2000 IN STOCK

ALL PERIPHERALS IN STOCK
A-501 • 512K EXPANSION • A-1010 3.5" FLOPPY DRIVE • A-2088D BRIDGE CARD A-1084S RGB COLOR MONITOR • A-1680 MODEM • 2000A HARD DRIVE CONTROLLER FOR A-2000 • A-2010 3.5" INTERNAL DISK DRIVE FOR A-2000 • A-2058 RAM EXPANSION FOR A-2000 • A-5211 1.3 WORKBENCH

Supra 20 MB Hard Drive for A-500.....\$649
A-1680 Modem.....\$94.98

COMMODORE COLT PACKAGE



COMMODORE COLT Computer • 640K 4.77-7.16MHz • 2 Floppy Disk Drives • 12" High Resolution Mono Monitor • All Hook Up Cables & Adapters • MS DOS & GW Basic

\$699

COMMODORE COLT W/1084S MONITOR..... **\$959**

SANYO PR-3000 Daisy Wheel Letter Quality Printer



\$59

COMMODORE PRINTERS

C-1MPS-1250 **\$219**
DPS-1101 DAISY WHEEL PRINTER **\$149**
MPS 1000 PRINTER **\$169**

COMMODORE AMIGA 2000



A-2000 Computer w/Keyboard • 3.5" Disk Drive • Mouse • RGB Color Monitor • All Hook-up Cables & A/C Adaptors • Free Mouse & Software

\$1649

AMIGA 2000

IBM PC/XT COMPATIBLE RGB COLOR PACKAGE
A-2000 Computer w/Keyboard • 1 MB Exp. to 9 MB • Built-in 3.5" Disk Drive • RGB Color Monitor • 2088 IBM Compatible Bridge Card • MS DOS & GW Basic

\$2049

FREE MOUSE AND SOFTWARE

SEAGATE 20,30,40,60,80 MB HARD DRIVES IN STOCK!

COMMODORE PC-10/1



IBM XT COMPATIBLE PKG. 512K RAM • 360K Floppy Drive • 12" Monitor • Serial & Parallel Ports • Keyboard • Box of 10 Diskettes • MS DOS & GW Basic

\$499

EPSON

EPSON EQUITY II+ IBM AT Compatible Hard Drive Package



\$1399

Keyboard • 640K RAM 80286 Microprocessor • 1.2 MB Floppy Drive • 20 MB Hard Drive • Mono Monitor • MS DOS & GW Basic
LOGITECH MOUSE M-7.....\$59.95

PRINTERS

HP LASERJET SERIES II **\$1629**

PS-321 SI.....\$449.95

EPSON

FX-850.....\$339 LO-850.....\$509
FX-1050.....\$489 LO-1050.....\$709
LQ-500.....\$315 LX-800.....\$199
LQ-2550.....\$959 LQ950.....\$589

Panasonic

1080-II.....\$159 1092I.....\$299
1091/II.....\$189 1524.....\$499
1595.....\$409 1124.....\$319
4450 LASER.....\$1549

star

NX-1000C.....\$169.95
NX-1000C Rainbow.....\$224.95
NX-1000.....\$169.95
NX-1000 Rainbow.....\$219.95
NX-2400.....\$304.95

OKIDATA

OKIDATA 120.....\$189.95
OKIDATA 180.....\$219.95
OKIDATA 20.....\$119.95

HP Deskjet.....\$689
CITIZEN PRINTERS IN STOCK!



RUSH SERVICE AVAILABLE..CALL FOR DETAILS

Certified Check, Bank Check, Approved P.O.'s, Money Orders, Visa, Am-Ex, Diners Club, Carl Blanche, Discover Card & C.O.D.'s accepted. No additional surcharge for credit card orders. Non-certified checks must wait 4-6 weeks for clearance. N.Y. residents add applicable sales tax. Prices and availability subject to change without notice. Not responsible for typographical errors. Return of defective merchandise must have prior return authorization number, or returns will not be accepted. IBM PC/XT are registered trademarks of International Business Machine Corp. APO/FPO orders please add 15% shipping & handling. All APO/FPO orders are shipped first class priority air. All orders can be shipped Air Express-call for details. NYC DCA #800233

WE INVITE CORPORATE & EDUCATIONAL CUSTOMERS

second, and first base. When runners are on base, their moves are instantly visible in these screens. The intent of the screen design is to give the players a view of the important playing areas, without sacrificing pitching detail by showing the whole field as one graphic. It's a strong idea, and for the most part it works well.

After the pitcher chooses a pitch, the batter takes a practice swing. The pitcher throws, the ball approaches the plate, and the batter pushes the joystick's fire button to swing. Swing high, low, inside, or outside, depending on how you direct the joystick. Take the pitch, if you think it's a ball.

The batting game has some very good features. Steals are controlled by the joystick and fire button, and individual base runners may be controlled separately. Bunting is also controlled by the joystick. There's even a command to have the batter bunt while the lead runner steals. Also included is a fake, to make a human opponent think you have a play on.

The pitching game provides four pitches: fastball, change-up, curve, and slider. You choose a pitch by moving the joystick in one of four directions (a fastball is down, for instance). Then, by holding the joystick in one of the eight directions, direct the ball to the area you want it to go. It is possible, in this way, to simulate the sweeping curves that southpaws throw against left-handed batters or the inside fastballs popular on an 0-2 count.

Fielding is similar to that of most computer baseball games. Holding the handle to the right and pushing the fire button throws the ball to first base, holding it left throws to third base, and so on. In *Sporting News Baseball*, pushing the fire button while the joystick is in the neutral position throws the ball to the cutoff man, who relays it to the proper base. From the outfield, it is often much faster to get the ball to the correct base by throwing to the cutoff player first.

Repositioning fielders lets you place infielders and/or outfielders in specific locations for the current batter—an excellent idea, but the procedure is too clumsy to use frequently. With the joystick, maneuver a white cursor over the fielder you want to move, press the fire button, move the player where you want him, and again press the fire button to drop him off. This is fine for one fielder, perhaps, but moving the entire outfield, or both infield and outfield, takes a considerable amount of time. In other games, selecting a command to bring the infield in, put it at double-play depth, or shift the outfield left, serves much the same purpose without the inconvenience.

You can use pinch hitters (but not

pinch runners), and you can replace your pitcher with a reliever. Unfortunately, warming up a reliever is not necessary, which takes some of the strategy out of the game. You may save a current game to disk at any time. Maximum game length is 18 innings, after which the game is stopped because of a curfew. At the end of each game, a screen of statistics appears.

Sporting News Baseball occupies a curious position in the realm of Commodore 64 baseball games. It is not as detailed statistically as *Computer Baseball* or *Pure-Stat Baseball*, nor does it offer quite the pitching excellence of *Hardball* or the base-running fun of *Star League Baseball*. It will not cause Amiga owners to give up *Earl Weaver Baseball*, which is superior in all but the base-running aspects. It is much better from all standpoints than *The World's Greatest Baseball Game*, and, as a two-player game, *Sporting News Baseball* is extremely well produced.

The problems it has occur in execution. The game plays slowly, and the batter's practice swing soon becomes exasperating. Joystick response in the fielding game is sluggish at times, and the base-running game could be a bit smoother, especially with extra-base hits. Still, the multipart screen display is well designed, and the game's complexity is high enough to keep even diehards reasonably happy. The game's real strength becomes evident on long Saturday afternoons in winter when three or four people who know how to wield a joystick get together for multi-player tournament action. The game could do a little more than it does, but, what it does, it does very well.

—Neil Randall

Sporting News Baseball
Epyx
P.O. Box 8020
600 Galveston Dr.
Redwood City, CA 94063
\$39.95

JiffyDOS

Commodore disk drives, especially the 1541, are notoriously slow and difficult to access. In the past two years, however, a plethora of accelerator/DOS hardware accessories has flooded the market in an effort to speed things up. I like one called JiffyDOS.

Accelerators can be very confusing, even to seasoned Commodore enthusiasts. Let's first try to make some sense of the different methods.

There are three major types of additions: cartridges, serial bus ROM replacements, and parallel bus ROM replacements. Cartridges are the most popular because they are the least expensive

and easiest to install, and they offer the widest range of extras. You can plug them into any 64 or 128. (Only one cartridge, to my knowledge, works in native 128 mode.)

Among the many added features are freezers/backups, hi-res screen dumps, disk and single-file copiers, monitors (including disk drive monitors), and predefined function keys. Some offer BASIC extensions, such as toolkit commands, and others function with more than one kind of disk drive.

Cartridges, though, have disadvantages, too. They tie up the expansion port and do not permit memory expansion or the simultaneous use of other cartridges. You can achieve considerable acceleration with cartridges, but not as much as you can with other methods. Many cartridges speed only load operations, leaving important disk functions, such as saving, validating, and formatting, at their normal slow speed. Perhaps most importantly, cartridge accelerators work only on program files. Many files, such as those used by word processors, databases, and spreadsheets, are sequential. Cartridges don't accelerate these at all. Most cartridges are priced in the \$30-\$70 range.

Serial and parallel ROM replacement methods require some internal installation, usually in both the computer and the disk drive. Although installation is straightforward, documentation is good, and user risk is low, mechanically uninclined computerists may shy away from tinkering inside their machines. Assembly takes about two hours, and the change is semipermanent.

Serial ROM replacement is preferable to other methods in that it leaves all connectors free. The expansion port is open for other cartridges or memory expansion, and the user port can accept a modem. Compared to cartridges, ROM replacement has additional advantages. There is an overall speed increase; all disk functions are accelerated; there is considerably less program/hardware incompatibility; and all file types share in the speed increase. Of course, ROM replacement offers few, if any, cartridge extras.

With respect to portability, serial ROM is a little better than parallel. There is no extra connecting-cable between the CPU and disk drive to unplug, wind up, or get in the way. Serial ROM replacements run in the \$50-\$80 range.

Be aware that a ROM replacement chip for only the computer and not the drive is the equivalent of a simple cartridge. Though less expensive than cartridges, these chips require installation and cannot be used with different machines. Their smaller capacity greatly restricts any extras. Slower speeds and restriction to program files also make

them similar to cartridges.

If you are interested in blinding speed for all functions and all file types, the parallel bus ROM replacement (computer and drive) is for you—if cost is no object. At \$100–\$200, this method can cost several times the serial option. Aside from the required connecting cable (which precludes concurrent modem usage), speed and price are the only significant differences between the two replacement types. Parallel ROM replacement is currently available only from overseas sources and for the 1541 disk drive. One word of warning: If the system does not replace the disk drive ROM as well as the computer Kernal, performance will be no better than (if as good as) a serial ROM replacement.

*Dependable and
reasonably priced,
JiffyDOS greatly speeds
up disk access.*

Enter JiffyDOS from Creative Micro Designs. JiffyDOS employs the serial bus ROM replacement variety for both CPU and disk drive. It sells for \$49.95 for the 64 version and \$59.95 for the 128. The extra cost for JiffyDOS/128 is more than justified; you get an extra ROM—one for 64 mode and one for native 128 mode. I tested JiffyDOS/128 with a 1541 disk drive and experienced no problems.

JiffyDOS is available for all models of 64, SX64, and 128, as well as every type of disk drive: 1541, 1571, 1581, and most compatibles. For multiple-drive systems, additional ROMs are available for \$24.95. CPUs and disk drives can be freely mixed and matched; any computer ROM will work with any drive ROM or combination of drives. Third-party compatible drives for which ROMs are currently available are FSD-1, FSD-2, Excel 2001, Enhancer 2000, Blue Chip, and Swan. The MSD-1 and MSD-2 versions are expected shortly. Instructions are specific to your computer and drive; specify your particular hardware configuration when ordering.

Installation is the simplest I have encountered. For all three JiffyDOS/128 ROMs, the mini-circuit boards are barely larger than the chips themselves. Simply pry the three ICs from their sockets and insert the new miniboards. Instructions and illustrations are excellent. Model differences in 1541 circuit boards are given special attention. (There are four types.) The substitute boards are so small that, unlike

other products, they do not interfere with replacement of RF shields on either computer or drive.

JiffyDOS sports many fine features. Not the least of these are active company support and a money-back compatibility guarantee. If you find incompatible software or hardware, return JiffyDOS for a full refund. Creative Micro Designs admits that a few newer heavily copy-protected programs won't load. For these, there is the JiffyDOS on/off switch mounted on the computer and drive. (Only the 1541 drive requires a switch; mode selection is automatic with the 1571 and 1581.) Another unique feature: JiffyDOS can be switched in or out with power on. For some programs, this may permit turbo data-file access even when the original software won't fast-load.

Another real plus is the documentation. This well-produced booklet is among the most readable and error-free I've seen. It contains little jargon—just well-organized, useful facts. Particularly informative is the extensive commentary on how to get maximum speed out of JiffyDOS.

JiffyDOS has a particularly well-thought-out scheme of preprogrammed function keys. The definitions are switched out automatically during program execution to avoid possible interference, and they can be defeated or recalled at any time. They are designed to work in conjunction with a directory list to the screen. This greatly facilitates many disk operations, including file deletions.

Standard DOS Wedge syntax is followed, and 14 new commands have been added. These include the ability to list text files or BASIC programs directly from disk to screen or printer, dump screen to printer, lock/unlock files, unnew, and load and run ML programs in three different ways. On JiffyDOS/64, you can also disable/enable 1541 head rattle.

In addition, all commands can be used in program mode as well as in direct mode, and commands can be chained. String variables are allowed in command statements within BASIC. This facilitates the writing of utility programs that incorporate the JiffyDOS wedge.

One of JiffyDOS's many applications is in the musical area of MIDI—where the 64 or 128 exchanges data with digital synthesizers and drum machines. Since MIDI interfaces plug into the expansion port, and since MIDI data (sequencer and librarian files) are stored in sequential format, it is not possible to use cartridge accelerators. This makes JiffyDOS the lowest-cost method of accelerating MIDI files under conditions—such as in live performance—where loading time is a cru-

cial factor.

In short, JiffyDOS is a dependable, reasonably priced product that greatly facilitates and speeds up disk access. It is highly software-compatible and is available in a multitude of computer/drive configurations. I particularly recommend it to those needing an expanded, user-friendly DOS Wedge and considerably faster data file communication within programs. For MIDI applications, databases, word processors, and spreadsheets, you'll save a lot of time and frustration.

—Art Hunkins

JiffyDOS
Creative Micro Designs
P.O. Box 646
50 Industrial Dr.
East Longmeadow, MA 01095
JiffyDOS/128, \$59.95
JiffyDOS/64, \$49.95
Extra drive ROMs, \$24.95

Quick Brown Box

Here's a product that's easy to introduce in a few words. Quick Brown Box is a cartridge that is available with either 16K, 32K, or 64K of battery-backed RAM. A simple slide switch selects either 64 or 128 mode and adapts via software to either machine. The shelf life of the internal three-volt lithium battery is ten years.

Basically, QBB allows you to create your own RAM cartridges, containing any number of instantly available BASIC or machine language programs. The 32K QBB stores as many as 128 blocks; the 64K version, 255 blocks. A cartridge directory of up to 30 entries is accessible at the press of a key, and any program can be designated to autorun at power-up or reset (the cartridge contains its own reset button). QBB also provides autoboot capability for a disk drive, running the first program on disk.

Perhaps the most intriguing use for QBB is as a ramdisk in dedicated computer applications. Any program in QBB can be started automatically or accessed manually with a minimum of effort and delay. To list the box directory on a 64, press RESTORE; on the 128, press RUN/STOP and RESTORE. Any program already in memory remains intact. To run a program from this directory, type an asterisk (*) plus a one- or two-letter directory ID and press RETURN. Alternately, cursor up to the directory listing and press RETURN. In less than a second, the program is running.

The only major limitation is that QBB presently stores only program files. The upper 16K of the 32K and 64K versions can be set aside as a ramdisk. A natural use for this area is the storage of sequential data files. The ramdisk op-

tion, which must be specified during initialization, permits the programmer to store updates quickly and easily. Programs saved in this way are immune to system crashes.

With *ramdisk*, you can save programs directly to QBB. (An optional SAVE/REPLACE feature adds further convenience.) If you do not specify *ramdisk*, you must first save your file to disk and then load it to the QBB with a separate Manager program.

Quick Brown Box is particularly useful with productivity software—word processors, databases, and spreadsheets. My review cartridge was loaded with a copy of *SpeedScript*. It is tempting to imagine a QBB loaded with available *SpeedScript* utilities and the upper 16K as a ramdisk for the most recent versions of current text files. File updates could easily be saved with a few keystrokes, protecting text from possible system failure.

*Here's a natural and
welcome extension to the
64 and 128.*

Once saved to disk, entire boxes can be reloaded easily. The contents of a box take only a minute or so to reload since an efficient turbo is embedded in the loader routine. Loading is also compatible with serial and parallel ROM-replacement accelerators—not cartridges.

Programs for the 64 and 128 cannot be mixed in the same box; a box is either a 64 box or a 128 box. Although a single 64 loader program replaces box contents, each mode has its own Manager program. Managers are the heart of QBB software and the means to creating and altering box contents. This is where you initialize boxes, set aside ramdisk space, load and delete program files, assign two-letter box directory IDs, and designate programs to auto-start. You may also partition QBB for special applications. Partitioning sets aside a portion of the box for direct programming by the user. This advanced option is explained in considerable detail in the manual.

For reasons of compatibility, the Managers themselves do not contain fast-load and fast-save routines. (Boxes can take from two to three minutes to save.) QBB software is compatible with accelerator ROM replacement systems, such as JiffyDOS and DolphinDOS. While the QBB box loader program supersedes the ROM fast load, all other turbo functions of these ROMs work normally. DOS wedges that typically accompany these ROM replacements are another matter.

Compatibility with QBB software, which uses its own wedge to access cartridge files, is spotty. While DolphinDOS sports about 90-percent compatibility, JiffyDOS is mostly incompatible. Wedge coexistence is important because of the lack of disk support within QBB Managers. Managers do not include options such as scratch, format, and validate. Without this support, some kind of DOS wedge is virtually essential. I am happy to report that the QBB programmer is currently working on a fix for the JiffyDOS incompatibility problem.


The QBB directory is quite different from a disk directory. One idiosyncrasy is that deleted files cannot be replaced in the same directory position. When a program is deleted, all other directory entries move up one position. Anything added always goes to the bottom.

As noted, QBB's documentation, though often technical, is excellent and thorough. (Contents need updating, however, since the autostart code is no longer as described.) Extensive instructions are given for advanced users on how to program the cartridge directly in either 64 or 128 mode. If you have ever wished to program your own autostart cartridge, this is your chance.

For 64 users, QBB software includes a version of Jim Butterfield's "Supermon+." The QBB is compatible with RAM-expansion units as well as cartridge expanders. (The documentation covers both of these, and it also offers a welcome section on troubleshooting.) A *checksum* program is included to guarantee the integrity of box contents. This program should be run immediately upon receipt of the Box to ensure the RAM contents are unchanged from the factory.

Quick Brown Box represents a whole new way of working with Commodore 64s and 128s. If you intend to work more than casually with it, you'll want to obtain the separate utility disk, which contains a variety of very useful public domain programs. Contents include updated 64 and 128 Managers, UNNEW and KILL commands, Basic Aid programs, copying and typewriter routines, screen dumps, fast load, save, and format routines, a terminal program, and CP/M RAMDOS utilities. Also included is a well-designed Rolodex/memo-book file program.

In regard to additional productivity software designed for QBB, I should mention two packages. First is the 128 CP/M ramdisk application *QDisk*, from Herne Data Systems of Toronto, which sells for \$9.95. *QDisk* turns QBB into the equivalent of one or two CP/M drives in either 64 or 128 mode. At power failure or computer shutdown, the *QDisk*/QBB combination doesn't lose its contents, unlike the 1700/1750 RAM ex-



GO AHEAD...TRY ME!

I'll give you \$250,000 and we'll see if you're good enough to gain entrance to the Financial Wizards Club.

BLACK MONDAY ★ is a stock market game that puts YOU on Wall Street. Choose from over 250 stocks, then buy & sell at your discretion. You can graph your stocks. Dividends are paid. Companies go bankrupt. Stocks will split, and MUCH MORE! But, let me warn you...the lightning won't necessarily strike on Oct. 19! SO GO AHEAD! TRY ME!

Send \$29.95 (U.S.) Check or Money-Order (Sorry, No COD's) to:

SOFT LORE

P.O. Box 131, Dept. C G

Maurertown, VA 22644

★ For C-64 & C-128; IBM Version Coming Soon

WE WON'T PAY YOUR TAXES!

But **TAX MASTER** will help you compute them more QUICKLY and EASILY. Be the Master of your Income Taxes with **TAX MASTER**, now available for your 1988 Federal Income Taxes for the C64/C128 with single, twin, or dual disk drive and optional printer.

- NEW Tax laws are covered.
- FORMS 1040, 4562, & Schedules A, B, C, D, E, and F.
- PERFORMS all arithmetic CORRECTLY.
- EASY CHANGE of any entry with automatic RECALCULATION of the entire form.
- TRANSFERS numbers between forms.
- CALCULATES your taxes and REFUND. Tax tables are included.
- SAVES all your data to disk for future changes.
- PRINTS the data from each form.
- CALCULATOR function is built in.
- DISCOUNT coupon toward the purchase of next year's updated program is included.

TAX MASTER (ON DISK) ONLY \$32.00

TIRED OF SWITCHING CABLES?

VIDEO MASTER 128 provides continuous 80 column color (RGB), 80 column monochrome, and audio out. Switch between 80 column monochrome and 40 column color for composite monitor. Use up to 4 monitors at once! Includes composite cable.

VIDEO MASTER 128 for Commodore 128 \$39.95

FED UP WITH SYNTAX ERRORS?

HELP MASTER 64 provides Instant On-Line Help screens for all 69 BASIC commands when you need them. Takes no BASIC RAM. No interference with loading, saving, editing or running BASIC programs. Includes 368 page BASIC reference text, more.

HELP MASTER 64 for Commodore 64, 64C \$24.95

OTHER MASTER SOFTWARE ITEMS

RESET MASTER C64 (not 64C) reset switch w/2 serial pts \$24.95
 CHIP SAVER KIT protects computer's chips from static \$ 5.95
 MODEM MASTER user port extender \$29.95; with/reset \$34.95
 Y-NO77 6-foot serial Y cable, 1 male, 2 female connectors \$15.00
 Y-YES1 6-foot serial Y cable, 3 male connectors \$15.00
 C128 90 col monochrome cable for non-RGB monitor \$ 9.00
 Disk Notcher — lets you use both sides of disk \$ 6.00
 64-TRAN The only Fortran compiler for C64/64C \$50.00

Send for Free Catalog

MASTER SOFTWARE

6 Hillery Ct.
 Randallstown, MD 21133
 (301) 922-2962



pansion units. Second is *Ulterm*, a terminal program currently undergoing beta testing.

Well-designed software, thorough documentation, and generous user support make Quick Brown Box a fine product. For many applications, including productivity and education, this is a natural and welcome extension to the 64 and 128. In ease and speed of access for semidicated operations, it can be superior to a disk drive and, in some cases, can substitute for one. Like GEOS, QBB may well prolong the useful life of the 64 and 128 for years to come.

—Art Hunkins

Quick Brown Box
Brown Boxes
26 Concord Rd.
Bedford, MA 01730
64K—\$129
32K—\$99
16K—\$69
Utility disk—\$6

(Ed. note: At a recent World of Commodore Show, Barbara Mintz of Brown Boxes told us that QBB is compatible with the Commodore RAM expanders. She also noted that the 16K version may be unavailable in the near future because of the overwhelming customer preference for the 32K and 64K versions.)

Sesame Street Learning Library, Volume I

*Sunny days, chasing the clouds away
On my way to where the air is sweet.
Can you tell me how to get,
How to get to Sesame Street?*

These words, and their upbeat tune, are familiar to just about every child or parent in TV-land. Big Bird, Ernie, Bert, Grover, and all the other Sesame Street characters have successfully made the transition to toys, books, and various educational materials. So it should come as no surprise that they've found a home in the world of computers, as well.

In fact, you already may have seen the three programs included in Volume I of the *Sesame Street Learning Library*: *Astro-Grover*, *Ernie's Magic Shapes*, and *Big Bird's Special Delivery*. They've been available separately for some time, but now Hi Tech Expressions has bundled the three programs into one convenient package for curious three- to six-year-olds.

First, *Ernie's Magic Shapes*. Here's Magician Ernie onstage with his wand and hat, pulling shapes out of thin air for children to match. Some levels show a single basic shape, while other levels present pictures consisting of

several small shapes. On the levels with picture shapes, the child builds an identical picture by choosing individual shapes that match the originals. This adds variety to the program and carries it beyond a simple matching game.

Next, *Big Bird's Special Delivery*. Big Bird and Little Bird have a package delivery service, but they need help in getting the right packages to the right stores. Children help by matching things up. In this natural sequel to *Ernie's Magic Shapes*, two levels allow for a game of exact matching or a game of classification.

And finally, *Astro-Grover*. Grover is all decked out in his space helmet, having fun with the Zips from Zap. Through counting, adding, and subtracting, children help the Zips build a city and get back to their mother ship. They even help *Astro-Grover* blast a spaceship into space. This program introduces simple addition and subtraction and is a fun way to improve a child's counting skills.

*The approach here is to
entertain children while
educating them
painlessly.*

Each program makes good use of sound and color graphics to keep the child interested. The most successful program in this regard, *Astro-Grover*, includes a finely detailed drawing of Grover dancing to lively space music at the end of each completed round. In *Ernie's Magic Shapes*, Ernie rewards correct answers with a hopping bunny, and, in *Big Bird's Special Delivery*, Big Bird uses flashing lights and whistles. The higher the age level targeted by the program, the more sophisticated is its appearance. Each of the graphics is a faithful rendering of the Sesame Street characters. Toddlers easily recognize them, a situation that sometimes causes little ones to demand time with programs they can't quite handle. Of course, it also makes them that much more eager to learn.

The number of keys the child must use is kept to a minimum. No more than four keys are used, except in *Astro-Grover*, which uses the number keys as well. (This version of *Astro-Grover* does away with the plastic overlay found in earlier editions. Instead, it uses the function keys and provides a small template for their use—a definite improvement.)

Basically, these programs make it as easy as possible for children to learn how to play. Their approach is to enter-

tain children so they'll play long enough to be painlessly educated.

So what makes the *Sesame Street Learning Library* package different from similar educational packages—besides getting three programs at once? The answer is the Learning Guide.

Many of us have a recurring problem when we buy software for our children: We don't know how to help them get the most out of it. Sometimes we set our children at the keyboard, boot the program, and just let them have at it. Other times, we set them on our laps and dictate each choice. Either of these methods can be the wrong way to handle things. The Children's Television Workshop, with its vast experience in the field of education, has provided a guidebook to help parents accompany their children along the sometimes bumpy path of computers and software.

The Learning Guide provides concrete suggestions for dealing with the difficulties that may come up in using the program. It also discusses activities a parent and child can do away from the computer to further develop the skills the program is building. This encourages the child, who in turn gets better at the game, which makes it even more rewarding for the child to play, which helps the child improve the skills even more, which . . . you get the idea.

When all is said and done, it's the Learning Guide that unifies the package and transforms it. The separate packages have always been excellent educational programs—and now that the packages have been combined with the Learning Guide, you can truly say that the whole is greater than the sum of the parts.

—David and Robin Minnick

Sesame Street Learning Library,
Volume 1
Hi Tech Expressions
584 Broadway
New York, NY 10012
\$24.95

COMPUTE!'s Gazette is looking for utilities, games, applications, educational programs, and tutorial articles. If you've created a program that you think other readers might enjoy or find useful, send it, on tape or disk, to:

Submissions Reviewer
COMPUTE! Publications
P.O. Box 5406
Greensboro, NC 27403


Please enclose an SASE if you wish to have the materials returned. Articles are reviewed within four weeks of submission.

The new Star Multi-Font. How did Star get it all in there?

*Friction and Tractor
Feeds Built-in*

*High-Resolution Graphics
(216 x 240 dpi)*

*Paper-Parking
Built-in*



*Four Fonts
Built-in*

*High Speed Built-in
(144 cps Draft; NLQ at 36 cps)*

*Commodore Interface
Built-in*

It wasn't easy. But, we built an incredible number of features into the Star NX-1000C Multi-Font™. So now you and your Commodore can be as creative as you like.

The best feature in this new Star printer is built into its name—Multi-Font. It has four built-in type fonts that give you twenty different print style options. Just mix these fonts in with its high-resolution graphics to make great looking reports, greeting cards, posters—whatever you want.

And the list of built-in features goes on—

there's impressive speed in both draft and near letter quality. And an automatic single sheet feed. Plus, a paper-parking mechanism that lets you use single sheets without removing tractor paper. And the Multi-Font's easy-to-use push button control panel gives you command of over thirty-five functions.

Whether it's for serious work or serious play, the Star NX-1000C Multi-Font has so much built-in, you'll get more out of your Commodore. To find out where you can see the Multi-Font, call 1-800-447-4700.

star
MICRONICS

The ImagePower™ Printers

Do you have a question or a problem? Have you discovered something that could help other Commodore users? We want to hear from you. Write to Gazette Feedback, COMPUTE!'s Gazette, P.O. Box 5406, Greensboro, North Carolina 27403. We regret that, due to the volume of mail received, we cannot respond individually to programming questions.

More on Moving BASIC

I'm writing in regard to your answer to Darren Hembd's question on moving the start of BASIC in November "Feedback." All Mr. Hembd wanted to know was why he got a syntax error. Whoever answered his question gave a reply that was nothing but meaningless gibberish and double-talk to anyone just beginning to program. I would hate to ask this individual what time it was. He would probably tell me how to make a watch.

The correct answer is that the byte at the start of BASIC must be 0. Therefore, when you move the start of BASIC, store a 0 just before the start location. So, when Mr. Hembd moved BASIC to 3072 by POKEing 44,12, he should have followed with a POKE 12*256,0 or POKE 3072,0. Then his program would run.

Bernhardt Sandler
Venice, CA

Please accept our apologies—we missed the forest for the trees.

*The solution you've offered our readers is basically correct, but it needs a few slight modifications. First, you're assuming that the low byte of the start-of-BASIC pointer at location 43 is a 1 (its default value). BASIC text normally starts at location 2049 (256*8+1), and location 2048 contains a 0. If BASIC has been moved previously, this may no longer be the case. To be on the safe side, then, POKE a 1 into location 43. Second,*

BASIC's other pointers should be reset after adjusting the start-of-BASIC pointer. To do this, execute a NEW command following the POKEs.

So, the complete command sequence to move the BASIC program to 3072 is

```
POKE44,12:POKE43,1:POKE12*256,0:
NEW
```

Short-Order Words

I recently purchased a commercial disk called *The Writer* by Spinnaker. On the front of the disk is the word processor, and on the back of the disk is the dictionary sequential file and a spell-checking program which contains a 100,000-word (I repeat: 100,000!) spelling checker. The sequential file uses 637 blocks.

My question is this: How is it possible for 637 blocks to contain 100,000 words? Please explain.

Frederick J. Carleton
Metairie, LA

A good question. Since a block can contain a maximum of 254 bytes of data, it would seem that a 637-block file could hold only 161,798 characters. If we assume that the average English word is five characters long (a historical approximation often used by typing teachers), it would seem that a file that long could only hold about 32,000 words.

However, a dictionary has a unique property—it's in alphabetical order. We can use this property to compress the dictionary file. Here's part of a dictionary:

```
cab cabal cabala caballero cabana
```

That list is 33 characters long. Now, we'll compress the list by indicating how many letters each word has in common with the preceding word.

```
cab3al5a4llero4na
```

Only 17 characters! Read it like this: cab, 3 letters from cab plus al—cabal, 5 letters from cabal plus a—cabala, 4 letters from cabala plus llero—ca-

ballero, 4 letters from caballero plus na—cabana.

Other savings take place when you consider that there are only 26 characters in the alphabet. Twenty-six letters can be expressed in six bits. Since a byte holds eight bits, we can save two bits per letter if we pack the bits in six-bit groups.

Using MLX

Is there any possible way I could use the Commodore 64 version of "MLX" to enter a Plus/4 machine language program? If so, please tell me the modifications I need to make to MLX.

Martin George
Hamilton, IL

There are currently two versions of "MLX" that appear regularly in Gazette: one for the 64, the other for the 128. These programs are designed to ease the task of entering machine language (ML) programs on their respective machines. MLX for the 64 lets you enter 64 machine language programs on a 64; the 128 version allows you to enter 128 ML programs on a 128.

In order to use MLX to type in a machine language program, the listing for the program must be in MLX format. An MLX listing—several can be found in the back of any Gazette—is in hexadecimal notation. Each line in such a listing contains an address, eight data bytes, and a checksum byte. These listings are created by our own in-house lister program. The lister converts a 64 machine language program to a 64 MLX listing or a 128 ML program to a 128 MLX listing.

Now, to address your question. It's true that we could modify the MLX program so it would run on the Plus/4. But this wouldn't do you any good unless we also provided you with MLX listings for Plus/4 machine language programs. A Plus/4 MLX wouldn't convert a 64 or 128 machine language program to a

Commodore Users Unite!

This year Commodore users like you came together on GEnie™ to get their Commodore questions answered by experts, their Commodore games won, their Commodore systems updated and their online Commodore opinions confirmed, researched, and applauded **862,391 times.**



Join the Revolution.

GEnie.™

For the people,
by the people.

You've never been a follower. You want your voice heard. You want straight, unbiased information about your hardware and software. You want independent news. Opinions. And control.

GEnie understands. In the Commodore RoundTable on GEnie, the people determine what is discussed. And since GEnie is not a hardware or software developer, you'll get the most objective information about what's new on the market. That's why smart Commodore users like yourself turned to us over 800,000 times this year. That's why you should too.

GEnie makes sure you have access to all kinds of great Commodore software—including thousands of games, education and business productivity programs as well as hard-working utilities to expand your Commodore. And the experts you trust will be online when you log on. Plus news, shopping, travel and reference data. All for only 8¢ a minute.

Sign-up is just \$29.95, and your first 2 hours are free.* There are no hidden charges or monthly minimums. Now it's your call.

Here's how easy it is to sign-up from your keyboard now.

1. Have your major credit card or checking account number ready.
2. Set your modem for local echo (half-duplex)—300 or 1200 baud.
3. Dial 1-800-638-8369. When connected, enter HHH
4. At the U#=prompt enter **XJM11731,GEnie** then RETURN.

Need help or more information? No modem yet? We can help. In the U.S. or Canada call 1-800-638-9636. Join the online Revolution and let your voice be heard.



We bring good things to life.

*Basic rates and services in effect 9/88 apply in U.S. only. Non-prime time rates apply Mon.-Fri. 6PM-8AM local time and all day Sat., Sun., and nat'l. holidays. Subject to service availability. Some services offered on GEnie may include additional charges. *\$10 credit applies. Offer good for 30 days from sign-up.

Plus/4 ML program. For example, if you entered a 64 MLX listing with this Plus/4 MLX, you'd still end up with a 64 machine language program. And since the instructions and addresses within this program would be specific to the 64, it's very unlikely it would run on the Plus/4. It would be like installing a Ford transmission in a GM car and expecting the car to run.

Currently, only a few ML programs for the Plus/4 appear in our magazine. And those that do are generally short enough to be entered without much trouble using a BASIC loader. On this basis then, we probably won't publish a Plus/4 MLX anytime soon.

ML Memory Move

Can you show me how to do the following in machine language?

```
FOR I=40960 TO 49151:POKE I,PEEK
(I):NEXT I
```

Brad Ogden
Des Moines, IA

The line you've listed here copies BASIC ROM to the underlying RAM. Because it takes BASIC over a half a minute to execute the 8000 PEEKs and POKEs in this line, this is an ideal application for machine language. And the code is short—only 25 bytes.

This routine (shown boxed, below) relies on a technique known as zero-page indirect addressing. Locations 251 and 252 contain the base address of the memory that's being moved, and .Y serves as the offset to this address.

In this case, since you're POKing the same address that you're PEEKing and you're moving an even chunk of memory, this is a relatively simple routine. Other types of memory-

moving routines—moving memory up and down or moving odd chunks of memory—require more sophistication. Most books on machine language include a discussion of these routines. For specific examples, see Machine Language Routines for the Commodore 64 and 128, from COMPUTE! Books.

The program below is a BASIC loader containing the above machine language routine in its DATA statements. To install the memory-moving routine, just run the loader. Then, when you're ready to move BASIC to the underlying RAM, type SYS 828.

```
10 FORI=828TO852:READA:POKEI,A:
NEXTI
20 DATA 169,0,133,251,160,160
30 DATA 132,252,160,0,162,32
40 DATA 177,251,145,251,200,208
50 DATA 249,230,252,202,208,244,96
```

128 RAM Expansion

I'm having problems STASHing and FETCHing BASIC programs on the 128's 1750 RAM Expansion Module. Can you tell me how to get the length of my program so I'll know how many bytes to stash? I've been using a starting address of 7169. Also, when I fetch the program back into memory, it hasn't used any memory when I type FRE(0), and if I press RETURN over a line number, the computer locks up. What am I doing wrong?

Nick C. Thomas
Asheville, NC

Before you attempt to stash your program, you need to know exactly where it's located in memory. Normally on the 128, the BASIC program resides at 7169. But if you've used the hi-res screen since the computer was turned on, it may be located at 16385. (The

GRAPHIC commands move BASIC text to 16385 and reserve locations 7168–16383 for the hi-res screen.) By executing a GRAPHIC CLR command, you can be certain of the program's location. If BASIC text has been moved up, this command will move it back to 7169. In the process, it stores a zero byte in 7168 (as required by BASIC) and resets the start- and end-of-BASIC-program pointers.

After locating your program at 7169 with GRAPHIC CLR, you need to determine its length. To do this, subtract BASIC's starting address from the end-of-BASIC-program pointer at 4624:

```
?PEEK(4624)+PEEK(4625)*256-7169
```

At the same time, record the values that are in location 4624 and 4625 for later use.

Now you're ready to stash your program. Suppose the program is 1000 bytes long and you want to store it in bank 1, location 0 of the expansion RAM. You'd execute the following line:

```
STASH 1000,7169,0,1
```


Later, you could recall the program from the expander with

```
GRAPHIC CLR:FETCH 1000,7169,0,1
```

Here, the GRAPHIC CLR command ensures that the start-of-BASIC-program pointer is at 7169 and that location 7168 contains a zero byte.

In your example, you typed ?FRE(0) at this point and found that it was unaffected by FETCH. FRE(0), on the 128, reports the number of bytes that are available for program storage. The FRE function determines this number by taking the difference between the top-of-BASIC pointer at 4626 and the end-of-BASIC-program pointer at 4624. The reason this number remains unchanged after you recalled your program is because the end-of-BASIC-program pointer isn't updated by FETCH. It still contains a value based on a prior BASIC program (or possibly no program at all if you've just NEWed). And, when you press RETURN over a line, BASIC attempts to insert this line into the program—a process that relies on the end-of-BASIC-program pointer. With the pointer containing a meaningless value, the computer becomes confused and locks up. To prevent this, after you've FETCHed your program, reset the pointer. This can be done by POKing the values you recorded before STASHing back into 4624 and 4625. ☐

```
; Move BASIC ROM to RAM
;
BASIC = 40960
LDA #<BASIC ;Store BASIC interpreter address
STA 251 ;in zero page for indirect addressing
LDY #>BASIC
STY 252
LDY #0 ;Use .Y as offset and zero it
LDX #32 ;We're moving 32 pages (32 x 256 = 8K)
LOOP LDA (251),Y ;Get byte from ROM using indirect addressing
STA (251),Y ;Store in underlying RAM at same address
INY ;Next byte
BNE LOOP ;Move 256 bytes
INC 252 ;Increase pointer high byte
DEX ;Next page
BNE LOOP ;Continue until .X is 0
RTS ;We're done—return to BASIC
```

The Great Arcade Machine

■ ■ Hubert Cross ▲

Ever had a brilliant idea for an arcade game? If you had trouble translating your idea into a program, you'll want "The Great Arcade Machine." Use it to create games like pinball, Pac-Man, Space Invaders, or an infinite variety of others. Your imagination is the limit. For the 64.

Designing a game can take hours of machine language programming. A detailed knowledge of your computer's architecture is also required. Because the task is so daunting, many good game ideas never become a reality. Now there's "The Great Arcade Machine," a program that allows you to create games interactively.

Arcade Machine does the hard work—and at machine language speed. The net result is that a game that could take weeks to write in machine language can be created in a very short time. All you have to do is learn how to use and change Arcade Machine's parameters. Best of all, Arcade Machine adds 31 new

commands to BASIC, allowing you to control your game from BASIC.

Getting Started

Program 1, "Arcade Machine," and Programs 3 and 4 are written entirely in machine language, so you'll need to use "MLX" to type them in. When MLX prompts you, respond with the values listed below.

Program 1:

Starting address: 0801
Ending address: 1BA8

Program 3:

Starting address: 30C0
Ending address: 3E7F

Program 4:

Starting address: 7500
Ending address: 7897

After you've typed in all the data, be sure to save a copy to tape or disk before leaving MLX. Save Program 1 with the name ARCADE MACHINE, Program 3 with the name SPRDATA, and Program 4 with the name PARAMS.

Program 2 is written in BASIC. Use "The Automatic Proofreader" to type it in. Save it with the name BOOT. If you are using ARCADE MACHINE with tape, you must change lines 60 and 90 of Program 2 as follows:

```
60 PRINT "{HOME}{5 DOWN}{BLU}
PRINTCHR$(147):CLOAD"AS"
SPRDATA" AS":CLOAD"AS
"PARAMS"AS
90 LOAD"ARCADE MACHINE",1
```


After you've typed in the programs, you're ready to see what Arcade Machine can do. Plug a joystick into port 2; then load and run BOOT. Use the joystick to move the helicopter. You can shoot the saucers and drop bombs on the ship with the fire button, but watch out—colliding with a saucer is fatal, and the ship shoots back at you.

The Editor


Arcade Machine features a built-in editor that allows you to design games on the fly. The editor has 18 windows that control sprite movement, sound, collisions, firing, and other details. The editor is activated by the command WINDOWS. Temporarily disregard the sprites on the screen and type WINDOWS. Arcade Machine's first window, the OPTIONS window, appears on the screen.

In the editor, the f3 and f1 keys move you forward and backward through the windows, respectively. The f7 key halts all sprites and displays them at the bottom of the screen; f5 activates all sprites. Number keys 0-7 toggle sprites on and off individually. The cursor keys move your cursor inside Arcade Machine's windows. The + and - keys increment and decrement the highlighted value. The space bar is active on two windows (the SOUND and EXPLODE windows). Press the space bar on these windows to test a sound or explode a sprite. Pressing the RUN/ STOP key returns you to BASIC.


Arcade Machine has six basic options: JOYSTICK, COLLISIONS, REPLACE, BORDERS, RANDOM, and FIRE. Each of these options has one or more windows for changing parameters, but each option can be enabled or disabled from this window. Set an option to 0 to disable it or to 1 to enable it.

When the JOYSTICK option is enabled, you control sprite 0 with a joystick plugged into port 2. When COLLISIONS is enabled, Arcade Machine performs the action you've selected when two sprites touch. For example, Arcade Machine has been instructed to explode the ship when your bomb hits it.

When the REPLACE option is set to 1, Arcade Machine automatically replaces destroyed sprites. Use



The DEFINE SPRITES window lets you specify exactly how your sprite shapes will be animated.



The JOYSTICK FIRE window lets you control the actions which take place when the fire button is pressed.

this to create never-ending waves of attacking aliens. The sprites will stay inside a specified boundary when the BORDERS option is enabled; otherwise, they'll be free to move anywhere on the screen.

The RANDOM option controls whether enemy sprites move randomly. When RANDOM is enabled, enemy sprites appear to move in a random manner. Although their movement appears random, another window lets you decide precisely where they can change movement, how often, and in what direction. When FIRE is set to 0, sprites cannot fire at each other. When it is set to 1, sprites are free to blast each other. Other windows control the frequency, direction, and speed of each shot.

Displaying Sprites

Before you move to the next window, make sure all options are enabled. If an option is disabled, changing parameters in one of its corresponding windows has no effect. This can be confusing when you are using the editor for the first time. After all options are enabled, press f3.

The next window is the DEFINE SPRITES window. This win-

dow has seven parameters: BLOCK, JIFFS, FRMES, COLOR, MODE, XSIZE, and YSIZE. BLOCK is the location of a 64-byte section of memory containing the sprite's shape data. Since the VIC-II chip can address only 16K of memory at one time, there are 256 (0-255) possible blocks for sprite data.

BLOCK, JIFFS, and FRMES are related to sprite animation. To achieve animation, a sprite is cycled through several different shapes. Each sprite's shape data is stored in consecutive blocks of memory. BLOCK is the location of the first shape definition, FRMES is the number of definitions the sprite should cycle through, and JIFFS is the time in jiffies between each change (a jiffy is 1/60 second). A sprite with JIFFS set to 0 does no cycling. Once these parameters have been set, Arcade Machine automatically animates the sprites for you. To examine the animation closer, press f7 to disable the sprites. Set one of the saucers' JIFFS to 60 (one second between changes), and you'll see it slowly cycle through three different shapes.

Set a sprite's color with the COLOR parameter. MODE shifts the sprite in and out of multicolor mode. To double the size of the sprite horizontally or vertically, set XSIZE or YSIZE, respectively, to 1.

Arcade Machine does not have a built-in sprite editor. Use one of the many sprite editors available, such as "Mob Maker," "Sprite Magic," or "Sprite Manager" (all from Gazette) to create your sprites. Later, you'll see how you can load sprite shape data into Arcade Machine using the DLOAD or CLOAD command.

Sounds

The proper use of sound is important to any game. Actions such as dropping bombs, launching missiles, firing machine guns, and creating explosions are all enhanced by the proper use of sound. Arcade Machine allows you to create interesting sounds in the next window, the SOUND window.

Arcade Machine allows you to define up to eight different sounds. To change a sound, move the cursor to a sound column and enter a WAVE number. Wave numbers are 1, 2, 3, or 4 for a triangle, sawtooth,

square, or noise waveform, respectively. There are 96 different notes available (0-95) for eight octaves (see Appendix E in the *Programmer's Reference Guide*). NOTE1 is the starting note of the sound, NOTE2 is the ending note, and TEMPO is how fast the sound rises or falls. A TEMPO value of 0 gives you a steady note. The sound envelope is controlled by the ATTACK, DECAY, SUSTAIN, and RELEASE parameters. TIME controls how long the sound plays. When TIME is 0, the sound never stops. To hear the sound, press the space bar.

Arcade Machine uses voice 1 for your sprite's fire and voice 2 for other sounds. Voice 3 is used to generate random numbers. Because there are only two voices available for sounds, conflicts may arise. If one voice is used to play two sounds simultaneously, one sound cuts off the other.

Joystick Controls

In games like *Space Invaders*, your sprite can move only left and right. In games like *Pac-Man*, you can't stop your sprite by centering the joystick. In other games, your sprite stops when you center the stick, but you can shoot in the direction you're facing. Arcade Machine has two windows for controlling these actions: JOYSTICK and JOYSTICK FIRE.

The JOYSTICK window controls the movement of your sprite. It shows five directions: CNTR, UP, DOWN, LEFT, and RGHT. The ENABLE parameter determines whether your sprite can move in these directions (CNTR controls whether your sprite stops moving when the joystick is centered). BLOCK, JIFFS, and FRMES control animation of your sprite when it's moving. SPDEN determines whether your sprite changes speeds when the joystick is moved. Note the distinction between SPDEN and ENABLE: If SPDEN is set to 0, the sprite can turn and fire, but not move. If ENABLE is set to 0, however, the sprite cannot turn, fire, or move. XSPEED and YSPEED are your sprite's speed when moving in each direction.

The joystick parameters can be changed interactively, but you have to move the joystick to see the difference. If the joystick is up, for in-

Table 1: Collision Actions

Value	Action
0	IGNORE
1	OFF
2	EXPLODE
3	DIE
4	STOP (XSPEED = 0; YSPEED = 0)
5	FALL (XSPEED = 0; YSPEED = 16)
6	YBOUNCE (YSPEED = -YSPEED)
7	XBOUNCE (XSPEED = -XSPEED)
8	YSLIDE (YSPEED = 0)
9	XSLIDE (XSPEED = 0)

stance, you have to push it in another direction and then push it up again to see the change. If your joystick is centered, you have to move it and then center it again to see the change.

The JOYSTICK FIRE window controls your sprite's fire. The BLOCK, JIFFS, and FRMES parameters control the animation of your sprite's shot. COLOR, MODE, XSIZE, and YSIZE control your shot's color and size. XSPEED and YSPEED control your shot's speed. TIME is the time, in jiffies, before you can shoot again. If you want to simulate a rate of fire of one shot per second, set TIME to 60. To simulate a machine gun, set TIME to 5. To disable fire in a certain direction, set that direction's TIME to 0. XOFFS and YOFFS are horizontal and vertical distances from your ship, where your shots begin. SOUND is the number (1-8) of the sound your ship makes when it fires. If you set SOUND to 0, your ship makes no sound when it fires.

Explosions!

The next six windows—EXPLODE, ON COLLISION, SOUND ON COLLISION, POINTS ON COLLISION, ON SPRITE/DATA COLLISIONS, and REPLACE—are all related. These windows control collisions between sprites and between sprites and data; they also control the shape and sound of explosions.

The EXPLODE window controls how an explosion looks and sounds. BLOCK, JIFFS, and FRAMES control the animation of the explosion. COLOR, MODE, XSIZE, and YSIZE control the color

Table 2: Speed Changes

Value	Meaning
0	No speed change
1 or -1	Randomly change the sprite's X speed
2 or -2	Randomly change the sprite's Y speed
3 or -3	Randomly change both the sprite's X and Y speeds

and size of the explosion. SOUND controls which sound is played when an explosion occurs. You can test an explosion by following this procedure: Press f7 to disable the sprites, move the cursor to the column of the sprite you wish to explode, and then press the space bar.

The ON COLLISION window tells Arcade Machine what action to take when the sprite in the column on the left collides with the sprite in the row at the top. Values for these actions are shown in Table 1.

DIE is a sequence of actions common in many games: Halt all sprites, explode the sprite, pause, and then turn all sprites off.

The SOUND ON COLLISION window determines which sound plays when two sprites collide. A value of 0 means no sound plays. The POINTS ON COLLISION window controls the points that are added to your score when a collision occurs. The ON SPRITE/DATA COLLISIONS window is exactly like the ON COLLISION window, except that it controls collisions between sprites and background data.

The REPLACE window controls how sprites reappear. Delay is the amount of time before the sprite reappears, and XPOSITION and YPOSITION are the base column and row where the sprite reappears. +RND is the largest random number that can be added to the sprite's base position. For example, if you want a sprite to reappear anywhere between Y = 50 and Y = 200, set its YPOSITION to 50 and its +RND to 150. If you want a sprite to always appear in the same row or column, set +RND to 0. XSPD and YSPD are the sprite's initial X and Y speeds. The last parameter, +/-, is used to change the sprite's speed. The +/ - values are shown in Table 2.

To test the REPLACE parameters interactively, press F5 to turn

all sprites off. This forces Arcade Machine to replace them.

Setting Boundaries

The next four windows are used to set boundaries for the sprites. The BORDERS window is used to set boundaries for each sprite. The ACTION AT BORDERS window controls what happens when a sprite reaches one of its boundaries, and SOUND AT BORDERS controls which sound is played. POINTS AT BORDERS controls the number of points added to the score when a sprite reaches a boundary.

Use the BORDERS window to define a window in which each sprite can move. For example, if you want a saucer to be restricted to the top half of the screen, set its BOTTM parameter to 99. The left and right borders are a little tricky. Since one byte holds only 256 values, border numbers are multiplied by 2 to get the actual screen coordinates. Thus, you should limit left and right borders to the range 0-159 (setting the left or right border to a number larger than 159 may cause the sprite to "wrap" to the left side of the screen at odd times).

The windows ACTION AT BORDERS and SOUND AT BORDERS control the actions and sounds that occur when a sprite reaches a border. ACTION AT BORDERS is a number in the range 0-9 corresponding to the actions shown in Table 1. SOUND AT BORDERS is the sound number to play when a sprite reaches a border (0 means no sound is played). If the score should be increased when a sprite reaches a border, enter the number on the POINTS AT BORDER window. Most of the numbers on this window should be 0—it wouldn't make sense to increase the score when a saucer reached its left or right border.

Random Movement

The ENABLE RANDOM MOVE window is used to select which sprites can randomly change movement. The RANDOM MOVE window controls the randomness of a sprite's movement. Each column in this window defines an area of the screen. If a sprite is inside one or more of these areas, the program may change its speed according to your specifications. If the sprite is

within several boundaries, it reacts to only one of them (chosen randomly). If the sprite is not within a listed boundary, the speed of the sprite is not changed. *Note: You'll probably want to disable random movement for sprites 1 and 7. Otherwise, when you or an enemy fires, the shot may move randomly.*

The first parameter, TIME, is the time, in jiffies, that must pass before the speed can be changed again. A column is disabled if its TIME is 0. TOP, BOTTM, LEFT, and RIGHT define a rectangular region of the screen. If Arcade Machine decides to change a sprite's movement, XSPD and YSPD are the sprite's new horizontal and vertical speeds. The values for +/- are listed in Table 2.

Enemy Fire

All good shoot-'em-up games have enemy ships that shoot back at you. The ENEMY FIRE window allows you to control exactly how good the enemy ships are. RATE controls how often enemy sprites fire (if you don't want them to fire at all, set their RATE to 0). DIRECTION controls the direction an enemy ship may fire. To allow a sprite to shoot upward, set DIRECTION to 0; use 1 to let it fire downward. A DIRECTION of 2 means the sprite can fire to the left; 3 means it can fire to the right.

When an enemy sprite's AIM is set to 1, it will fire only when lined up properly with your sprite. When AIM is set to 0, the enemy ship will fire randomly. SPEED is how fast the shot travels when fired. SOUND is the sound that plays when the sprite fires. As with the JOYSTICK FIRE window, XOFFS and YOFFS are horizontal and vertical distances from your ship, where your shots begin.

Sprite 7 is used for enemy fire. It must be off for ENEMY FIRE to work. You should have Arcade Machine turn it off when it reaches its borders (set its ACTION AT BORDERS parameters to 1).

A good way to test the ENEMY FIRE parameters interactively is to turn off COLLISIONS, set the RATES to their maximum (255), press f7 to put all sprites at the bottom, press 7 to toggle off sprite 7, and then move the chopper in front of the enemy sprites.

BASIC Commands

Arcade Machine adds a number of commands to BASIC to allow you to control parameters without using the editor. In the following commands, square brackets indicate that the parameter is optional.

SPRITE [*sprite number*]. The SPRITE command turns on a sprite. Typing SPRITE without a sprite number turns on all sprites.

OFF [*sprite number*]. The OFF command turns off a sprite. Typing OFF without a sprite number turns off all sprites.

HALT [*sprite number*]. The HALT command stops a sprite. Typing HALT without a sprite number stops all sprites.

MOVE *sprite number,x,y*. The MOVE command changes a sprite's X and Y velocities.

XMOVE *sprite number,x*. The XMOVE command changes a sprite's X velocity.

YMOVE *sprite number,y*. The YMOVE command changes a sprite's Y velocity.

COLOR *sprite number,c*. The COLOR command changes the color of a hi-res sprite.

MULTIC *c1,c2*. The MULTIC command changes the colors of multicolor sprites.

MODE *sprite number,n*. The MODE command controls whether a sprite is in hi-res or multicolor mode. When *n* is 0, the sprite is displayed in hi res; when *n* is 1, the sprite is shown in multicolor mode.

PRIORITY *sprite number,n*. The PRIORITY command sets the priority of a sprite. When *n* is 0, the sprite has priority over background data. When *n* is 1, background data has priority.

ANIM *sprite number,block,frames,jiffies*. The ANIM command animates a sprite.

REL *sprite number,x,y*. The REL command changes a sprite's X and Y coordinates.

XREL *sprite number,x*. The XREL command changes a sprite's X coordinate.

YREL *sprite number,y*. The YREL command changes a sprite's Y coordinate.

SIZE *sprite number,xsize,ysize*. The SIZE command sets a sprite's X and Y sizes. When *xsize* and *ysize*

are 0, the sprite is displayed normally. An *xsize* of 1 expands the sprite horizontally; a *ysize* of 1 expands it vertically.

SOUND *sound number*[*note*]. The SOUND command plays one of the eight sounds. The *note* value is optional.

BLAST *sprite number*. The BLAST command explodes a sprite (you must set window EXPLODE parameters first).

DLOAD "*filename*". The DLOAD command loads a parameter or sprite shape data file from disk.

DSAVE "*filename*". The DSAVE command saves a parameter or sprite shape data file to disk.

CLOAD "*filename*". The CLOAD command loads a parameter or sprite shape data file from tape.

CSAVE "*filename*". The CSAVE command saves a parameter or sprite shape data file to tape.

SCREEN *number*. The SCREEN command controls where the screen is located in memory. *Number* is the starting location of the screen divided by 256. For instance, to change to the screen used by

Mob Maker, enter SCREEN 128 (32768/256=128). To return to the normal screen, enter SCREEN 4.

ENABLE [*joystick,collisions,replace,borders,random,fire*]. The ENABLE command turns on options. ENABLE by itself turns on all options.

DISABLE [*joystick,collisions,replace,borders,random,fire*]. The DISABLE command turns off options. DISABLE by itself turns off all options.

Putting It All Together

BASIC sprite games are easy to create using Arcade Machine. The BOOT program demonstrates what's necessary to get started—load Arcade Machine, a parameter file, and a sprite data file. All you need to add to the BOOT program is a loop to display the score. The loop should repeat until the number of remaining lives is 0; then it might disable all sprites, display a PLAY AGAIN? prompt, and ask for a response. If the response is no, the game ends; otherwise, your game should reset the score and number of lives and then jump back to the

loop.

Here are the addresses you'll need to PEEK from or POKE to BASIC:

700-70	X position of sprites 0-7
708-715	Y position of sprites 0-7
716-723	Lives of sprites 0-7
724-725	SCORE (low byte/high byte)
726	Mirror of sprite/sprite-collision detect register \$D01E
727	Mirror of sprite/data-collision detect register \$D01F

Remember to POKE 0 into a mirror location after you've read it. See program listings on page 87.

Gazette's Great Arcade Machine Challenge

Make a great game with "The Great Arcade Machine" and send it to COMPUTE!'s Gazette. We'll pay \$50 for our favorite games and \$200 for the best one we receive. Send your entry to:

Gazette's Great Arcade
Machine Challenge
Submissions Reviewer
COMPUTE!'s Gazette
P.O. Box 5406
Greensboro, NC 27403

bug-swatter

Modifications and Corrections

- In "Power BASIC: Program Merge" (December 1988), the article incorrectly states that the command **SYS49152,"filename",drive#** should be used to merge a program on disk with the one in memory. The comma after SYS49152 is not only unnecessary but, in fact, causes an error if it is used. The correct command is **SYS49152"filename",drive#**.

- Several users have had trouble printing files using "Speed Columns" (October 1988 and *SpeedScript Disk*). With some printers, Speed Columns prints files in all lowercase. If you've had this problem, enter the following program to correct it:

```
CS 10 CLR:PRINTCHR$(147):A=0:B
    =0:C=0:I=0:A$="":B$=""
BD 20 PRINT"{CLR}{RVS}
    {2 SPACES}INSERT DISK CO
```

```
NTAINING SPEEDCOLUMNS
{3 SPACES}":POKE198,0
PP 30 GETK$:IFK$=""THEN30
PH 40 PRINT"{CLR}READING...":O
    PEN15,8,15:OPEN1,8,2,"0:
    SPEED COLUMNS,P,R":A=0
JM 50 GET#1,A$:IFA$=""THENB=0:
    GOTO70
CE 60 B=ASC(A$)
PC 70 GOSUB150:IF(STATUSAND64)
    THENCLOSE1:GOTO90
DG 80 GOTO50
HS 90 FORB=0TO23:READC:POKE942
    6+B,C:NEXT
PA 100 PRINT"{CLR}{RVS} INSERT
    DISK TO CONTAIN NEW SP
    EEDCOLUMNS":POKE198,0
DA 110 GETK$:IFK$=""THEN110
RF 120 PRINT#15,"S0:NEW SC":OP
    EN1,8,1,"0:NEW SC,P,W"
RA 130 PRINT"{CLR}WRITING...":
    FORB=8193TO12065:PRINT#
    1,CHR$(PEEK(B)):PRINT"
    {HOME}{DOWN}"B:NEXT
XX 140 CLOSE1:INPUT#15,A,B$,C,
    D:PRINTA;B$;C;D:CLOSE15
    :END
AM 150 POKE8193+A,B:PRINT"
    {HOME}{DOWN}"8193+A:A=A
    +1:RETURN
```

```
SC 160 DATA 201,31,208,3,169,1
    3,96,133,2,41
CX 170 DATA 63,6,2,36,2,16,2,9
    ,128,112,2
KK 180 DATA 9,64,96
```

Speed Columns' ASCII conversion routine is slightly different from the one in *SpeedScript* and apparently doesn't work with some printers. The correction program loads Speed Columns and substitutes *SpeedScript's* conversion routine for the one in Speed Columns.

- "Font Grabber" ("The GEOS Column," November 1988) doesn't handle full 8 x 8 character sets correctly. It converts the top seven rows of the font correctly, but the bottom row of pixels is set to 0. At this writing, we're still working on a solution. We'll publish a correction in this column as soon as we can.

BRIWALL

Our Third Year
In Business!
We Know How
To Service
Our Customers!

SOLID PRODUCTS & SOLID SUPPORT

P.O. Box 129 / 58 Noble Street
Kutztown, PA 19530

24 HOURS — TOLL FREE

1-800-638-5757

OUTSIDE USA CALL 1-215-683-5433

SATISFACTION
GUARANTEED

Earn Bonus \$\$

No Surcharge On
Charge Orders

Friendly Service

ACCESSORIES	
40/80 Column Switch Cable	\$ 18
Apro Extender-Cartridge Port	17
Apro Extender-User Port	19
Aprospan 4 Slot Cartridge Holder	25
Cover 1541	7
Cover 1571	9
Cover C128	9
Cover C64	8
Cover C64-C	8
Disk Storage Case-75 Disk	11
Diskettes 5 1/2 Floppy/10 pak	4
Drive Box	27
Final Cartridge V3	49
Hotshot Plus Interface	69
Joystick-Bat Handle	22
Joystick-Ergo Stick	22
Joystick-Super 3 Way	25
Joystick-The Boss	16
Lightpen-Model 170c	69
Lightpen-Model 184c	49
M-3 Mouse 64/128-Proportional	39
Mach 128 Cartridge	35
Mousepad	8
Paper Banner Band 45 ft. Colors	10
Paper Banner Band 45 ft. Christmas	10
Paper Banner Band 45 ft. Party	10
Paper Parchment Color	10
Power Supply-C128-Repairable	55
Power Supply-C64-Repairable	39
Quick Brown Box 64K	99
RGB to RCA Cable	9
RS232 Deluxe Interface	39
Ribbons for Printer	Call
Security Analyst 128	35
Serial Box 2 for 1	29
Serial Box 4 for 1	39
Serial to Serial-Cable 6 ft.	9
Super Chips 128	45
Super Chips 128-D	45
Super Chips 64	25
Super Chips 64 mode on 128	25
Super Graphix Gold Printer Intrfc	89
Warspeed 128	35

Chartpak 64	\$ 29
Evelyn Wood Dynamic Reader	17
KFS Accountant 128	109
Leroy's Cheatsheets	Call
Leroy's Label Maker	24
Microlawyer/64	39
Paperclip Publisher	39
Partner 128	39
Partner 64	30
Personal Portfolio Manager 128	42
Personal Portfolio Manager 64	29
Pocket Superpak 2 (Digital)	67
Sylvia Porter's Financial Plan 128	39
Technical Analysis System 128	42
Technical Analysis System 64	29
Timeworks Account Payable 64	39
Timeworks Accounts Receivable 64/39	39
Timeworks General Ledger 64	39
Timeworks Inventory Management 64	39
Timeworks Payroll 64	39
Timeworks Sales Analysis 64	39

DATABASES	
Datamanager 128	39
Datamanager 2 (64)	17

R.S.V.P.	\$ 21
Sky Travel	35
Stickybear ABC's	22
Stickybear Math 1	22
Stickybear Math 2	22
Stickybear Numbers	22
Stickybear Opposites	22
Stickybear Reading 1	22
Stickybear Reading Comprehension	22
Stickybear Spellgrabber	22
Stickybear Townbuilder	22
Stickybear Typing	22
Success w/Math Add & Sub	23
Success w/Math Add/Sub Decimals	23
Success w/Math Add/Sub Fractions	23
Success w/Math Mult/Div	23
Success w/Math Mult/Div Decimals	23
Success w/Math Mult/Div Fractions	23
Toy Shop 64	22
Wherein Europe is Carmen Sandiego	29
Where in USA is Carmen Sandiego	29
Where in World is Carmen Sandiego	29
Whidam Classics-Alice/Wonderland	12
Whidam Classics-Below the Root	12
Whidam Classics-Swiss Family Robs	12
Whidam Classics-Treasure Island	12
Whidam Classics-Wizard of Oz	12

Doodle/64	\$ 29
Flexidraw 5.5/64	29
Flexifont/64	24
Graphics Art Disk 1-10 each	13
Graphics Galleria Pak 1	24
Graphics Galleria Pak 2	24
Graphics Intergrator 2/64	24
Home Designer	45
Home Designer/Circuit Symbol Lib	10
Icon Factory/64	25
Label Wizard	21
Newsroom	17
PC Board Maker 64	79
Perspectives II/64	39
Photo Finish	19
Postcards	19
Printmaster-Fantasy Art Gallery	15
Printmaster Gallery I/64	15
Printmaster Gallery II/64	15
Printmaster Plus/64	25
Printshop/64	35
Printshop Companion	27
Printshop Holiday Edition	19
Screen FIX	25
Sketchpad 128 NEW	24
Slideshow Creator	13
Video Title Shop w/Gr Comp 1	25

Monopoly C64	\$ 25
Muscle Development Package	54
Scrabble	29
Scrupples	19
Sexual Edge/64	29
Stress Reduction-Enhanced	29
Stress Reduction-Standard	89
Strider's Classic 1-10 each	5
Tarot 128	15
Wheel of Fortune 2	12

SPREADSHEETS	
Pocket Planner 2	29
Swiftcalc 128 w/Sideways	39
Swiftcalc 64 w/Sideways	17
Vizistar 128	60

UTILITIES	
1541/1571 Drive Alignment	25
Assembler/Monitor/64	29
Basic 8	25
Basic Compiler/128	42
Basic Compiler/64	29
Big Blue Reader 64/128	32
Bobsterm Pro/128	42
Bobsterm Pro/64	35
CP/M Kit	22
Cobol/128	29
Cobol/64	29
Gnome Kit 64/128	29
Game Speed Compiler 128	29
Merlin 128	45
Merlin 64	35
Physical Exam 1541	29
Physical Exam 1571	29
Power Assembler 64/128	30
Power C 64/128	30
Programmers Toolbox/64	15
Protolinc BBS 128	29
Protolinc 128	12
RamDOS 128	29
Renegade	29
Super 81 Utilities for C128	29
Super 81 Utilities for C64	29
Super Aide 64	25
Super C 128	45
Super C 64	45
Super Disk Librarian for C128	19
Super Disk Utilities 128	25
Super Pascal 128	45
Super Pascal 64	45
Super Snapshot 4 w/C128 Disable	65
Super Snapshot V4-New	59
Syntech BBS Const. Set/64	39
Syntech BBS Games Module	15
SyntRES Enhanced	30

OUR POLICY

Our policy is to stock what we advertise and carry the best products available for your C64 and C128 computers. Over 400 of the best productivity, educational & technical software and a host of accessories in stock now! And CHECK OUT OUR C128 LINE! You will be amazed at the number of products that we carry for this fantastic machine!

BOOKS	
1541 Troubleshoot & Repair Guide	17
1571 Internals Book	17
Anatomy of C64	17
Anatomy of the 1541 Book	17
Basic 7.0 Internals Book	19
Basic 7.0 for C128 Book	10
Beginner's Guide to BASIC 8	15
C128 Assembly Language Prog Book	14
C128 Internals Book	17
C128 Programmer's Ref. Book	20
C128 Troubleshooting & Repair Book	17
C64 Basic Programming	25
C64 Programmer's Reference Guide	17
C64 Tips & Tricks Book	17
C64 Troubleshoot & Repair Guide	17
C64/128 Asmby Lang. Prog Book	14
GEOS Inside & Out Book	17
GEOS Programmer's Ref. Guide	17
GEOS Tips & Tricks Book	15
K Jax Book Revealed 2	23
K Jax Book Revealed 1	23
Machine Language 64 Book	13
Superbase The Book 64/128	15
Troubleshoot & Repair C64 Book	18
Twin Cities 128 Compendium 1	15

Fleet Filer 64/128	29
Pocket Filer 2	29
Superbase 128	49
Superbase 64	42
Suprbse/Supscrpt/Book 128 PACK	69
Suprbse/Supscrpt/Book 64 PAK	59

EDUCATIONAL	
Alphabet Zoo	18
Alphabuild/64	6
Calculus by Numeric Methods	27
Counting Parade	6
Early Learning Friends/64	6
Easy Sign	17
Facemaker/64	16
First Men on Moon Math/64	19
Grandma's House/64	6
Hayden SAT Preparation	32
Jungle Book (Reading 2)	19
Kids on Ktlys	18
Kids word/64	35
Kidwriter/64	22
Kindercomp/64	18
Linkword: German	19
Linkword: French	19
Linkword: French 2	19
Linkword: Italian	19
Linkword: Russian	19
Linkword: Spanish	19
Little Computer People	12
Mathbusters/64	6
Mavis Beacon Teaches Typing/C64	30
Peter & Wolf Music/64	19
Peter Rabbit (Reading 1)	19
Protutor Accounting 128	69

GEOS	
Becker Basic for GEOS 64	35
Desk Pak Plus-Geos	22
GEOS 64 v 2.0	39
GEOS Programmer/64	45
GEOS Write Workshop/64	39
GEOS Write Workshop/128	35
Geocalc 128	45
Geocalc/64	35
Geofile 128	45
Geofile/64	39
Geopublish 64	45
Geos/128	45
Geospell 64/128	12
Fontpak Plus	22
Wordpublisher 64/128 (for GEOS)	28

CREATIVITY	
Advanced Art Studio/64	25
Animation Station	65
Award Maker Plus/C64	18
Billboard Maker/64	25
Blaazing Paddies	25
Bumpersticker Maker	35
Business Card Maker	29
Button & Badge Maker	39
Cad 3D/64	39
Cadpak 128	42
Cadpak/64	29
Certificate Maker	17
Colorez 128 New Version	19
Computer Eyes	105
Create a Calendar	22

GARAGE SALE	
C Power 128	15
Cover 1541	4
Cover C64	4
Decision Maker	10
Flexi-Aided Design	15
Forecaster-Brainpower	10
GEOS-Get Most Disk	3
Maps of Europe/64	12
Maps of USA/64	12
Maps of the World/64	12
Numbers at Work	10
Project Planner	10
Tempo Type	15
Wordpro 128	15

PERSONAL	
All	12
Bazooka Bill	15
Blackjack Academy/C64	27
Christmas Classics/64	10
Boston Bartender's Guide	12
Bridge 5.0	22
Cardio Exercise & Hearttab Combo	85
Celebrity Cookbook/64	19
Chessmaster 200/64	30
Crossword Magic	39
Dr. Ruth's Book of Good Sex	22
Dream Machine Analyze/64	19
Family Tree 128	39
Family Tree 64	39
Jeopardy 2	12
Memory Academy 128	15
Micro Kitchen Companion	29

GENERAL PRODUCTIVITY	
Business Form Shop/64	30
CMS Accounting/128	129
CMS Accounting/64	129
CMS Inventory Module 128	53
Chartpak 128	29

WORDPROCESSORS	
Bankstreet Writer	35
Fleet System 2 + /64	39
Fleet System 4	52
Fontmaster 128 w/Speller	39
Fontmaster II/64	35
Paperclip 3	39
Pocket Dictionary 64/128	10
Pocket Writer 2	39
Superscript 128	45
Viziwrite 128	60
Wordpro 128 w/Speller w/Filepro	30
Wordpro 64 w/Speller w/Turbo Load	30
Wordwriter 128	39
Wordwriter 3 for C64	30
Write Stuff 64	19
Write Stuff 64w/Talker	24
Write Stuff C128 Version	24

1541/1571 DRIVE ALIGNMENT

1541/1571 Drive Alignment

This excellent alignment program is a must have for every Commodore owner. Easy to use, it helps you to align your drive so that it runs just as if it were new! The simple instructional manual and on-screen help prompt you thru the alignment procedure and help you adjust the speed and head stop of your drives. It even includes instructions on how to load the alignment program when nothing else will load. Don't be caught short! We get more RED LABEL orders for this program, than any other program we sell. Save yourself the expense! Order now, keep it in your library and use the 1541/1571 Drive Alignment program regularly!! Works on the C64, C128, and SX64 for both the 1541 and 1571 drives.

STILL ONLY \$25.00



CHRISTMAS CLASSICS

Enjoy your Christmas! Beautiful Christmas scenes are displayed while your computer plays your favorite holiday songs. Sing-along to Deck the Halls, Jingle Bells, Rudolph, Silent Night and more, as the lyrics to these Christmas classics scroll across the screen. Great for your holiday gatherings!

JUST \$10

HOLIDAY SPECIAL!

Get your **FREE**
Christmas Classics
with any order over \$75.

offer good until 12/31/88

RAMDOS

Lightning Fast
RAM-DISK

RamDOS 128

Yes...we know that Ram Expanders are scarce these days. But for you lucky ones that already have one, RamDOS 128 is just for you! This complete RAM based "Disk" Operating System for the 1750 Ram Expander, will turn ALL or part of your expansion memory into a lightning-fast RAM-DISK! Under RamDOS, a 50K file (190 blocks) will load in just 1/2 second. Load entire disks or individual files into your expansion memory and get to work. When done save the entire memory or individual files back to your disk for permanent storage. RamDOS makes your work fast and easy!

only \$29.00

(C128 and 1750 Ram Expander required)

Home Designer

When the details are important!

Home Designer CAD 128

Given glowing ratings by every major Commodore magazine, this CAD system outclasses every other CAD program, because of its object-based design. With over 50 powerful commands, 5 drawing layers, superb support of library figures and laser-quality printouts at ANY scale on your dot matrix printer or plotter, you can create drawings so accurate that a blueprint can be made from them!

Tired of working with poor quality/inaccurate printouts, manipulating little dots on a bit-map, giving up on detailed work because you can't zoom in close enough? Join the professionals!

only \$45.00

mouse or joystick required
NEW! Engineering Library disk available now. \$10.00

CATALOGS

People tell us our catalog is the BEST! Find out for yourself. Our 40 page catalog is crammed full of detailed descriptions of hundreds of C64/C128 products. Call or write for your copy today!

BONUS DOLLARS

EARN BONUS \$\$\$ WHEN YOU ORDER!! For every \$50 of software and accessories that you order, you earn one bonus dollar. That's an additional 2% discount!! Use your bonus dollars on future purchases.

BRIWALL

SOLID PRODUCTS & SOLID SUPPORT

P.O. Box 129 / 58 Noble Street

Kutztown, PA 19530

24 HOURS — TOLL FREE

1-800-638-5757



SKETCHPAD 128

Brand new from Free Spirit, Sketchpad 128 fully supports your C128 and takes advantage of its crisp 80 column graphics capabilities. It is packed with all the features of a professional drawing package such as drawing SMOOTH freehand lines, 3D Solids, creating Slideshows, Cut & Paste, Clip, Flip, Enlarge, Shaded Fill Patterns, a variety of Fonts, Air Brush and more! It supports Printshop graphics and is completely compatible with all BASIC 8 files.

Sketchpad 128 unleashes the graphics power of your C128! It supports your 1351 Mouse, 64K Video Chip, 1581 drive and 80 column display. What more could any real C128 user ask for?

ONLY \$24.00



Super 81 Utilities

This full-featured disk utilities system, for your 1581 drive, is available in both C64 and C128 versions. Among the many features included in this fine package are:

- Copy whole unprotected 1541/1571 disks to 1581 partitions
- Copy unprotected 1541/1571 files to 1581 disks
- Copy unprotected 1581 files to 1571 disks
- Backup 1581 files or disks with 1 or 2 1581's
- 1581 Disk Editor, Drive Monitor and RAM Writer
- Includes numerous DOS commands such as Rename a file/disk,
- Scratch/Unscratch files, Lock/Unlock files, Create Auto-Boot and more

Tired of not being able to use your 1581? Super 81 will get that great little drive out of the closet and into use.

only \$29.00

(please specify C64 version or C128 version)

Superbase



PRECISION SOFTWARE
SUPER PAK SPECIAL

Now the best database on the market has been combined with *Superscript* and *Supersort*. The Book into one super package with one super low price.

Though easy for the novice to use, the ability to write BASIC-like programs to set up your own custom applications, turns this system into a true database of incredible power! Combine it with SUPERScript, a sophisticated text management system, that includes a spellchecker, calculator and mailmerge facility and you have an unbeatable team! And as an added bonus, you will also get SUPERBASE THE BOOK, FREE!

Get all three
in one Super Pak!

C64 Version \$59.00
C128 Version \$69.00

GREAT ACCESSORIES FOR YOUR C64/C128

The Drive Box - With some simple soldering you can make any Commodore drive switchable between devices 8, 9, 10 or 11 and also write the unnotched side of your disk - \$27.00

2-For-1 or 4-For 1 Serial Boxes - Connect 2 or 4 peripherals to the box and share with another device. Multiple computers sharing one drive. Multiple printers hooked to one computer, etc. 2-For 1 Box is \$29.00. 4-For-1 Box is \$39.00.

Quick Brown Box - A great cartridge into which you can write programs, utilities or data files. What you store will remain intact, even with the cartridge unplugged or the computer turned off! 32K Box is \$79.00; 64K Box is \$99.00.

M3 Mouse - If you are looking for a reliable, well-built fully proportional mouse, stop looking! Built by Contriver, the M3 Mouse is the best we've seen. \$39.00.

ORDERING INSTRUCTIONS

For your convenience, you can place a phone order 24 HOURS/7 DAYS A WEEK on our TOLL-FREE LINE 1-800-638-5757. Price, Availability and Compatibility Checks are also Welcome on our order line, Monday thru Friday, 9AM-4PM EST. AFTER HOURS, Orders Only Please!! When placing an order, please specify your COMPUTER MODEL, HOME & DAYTIME PHONE NUMBER, SHIPPING ADDRESS, METHOD OF PAYMENT and ITEMS ORDERED. To help us serve you better, please have all your information, including your CHARGE CARD number, ready before you call us.

ACCEPTED PAYMENT METHODS: We gladly accept payment by, PREPAID BY PERSONAL CHECK (will not hold for clearing) or MONEY ORDER. COD (continental USA only AND \$4.00 ADDITIONAL); MASTERCARD; VISA; SCHOOL PURCHASE ORDERS. All payment must be in USA DOLLARS. THERE IS NO SURCHARGE FOR CHARGE CARDS and your card is NOT charged until we ship.

TECHNICAL SUPPORT

We do our very best to help you with your product selections, before you order and after you receive your product. General questions, price, and compatibility with your computer, etc. will be handled by our order staff at the time you place your order. BUT if you have specific, detailed questions about a product, printer compatibility questions etc. you will get the most help from our TECHNICAL SUPPORT LINE at 215-683-5699. Call Monday thru Friday, 9AM-4PM EST, and our trained tech staff will be happy to help you.

SHIPPING POLICY

ALL ORDERS shipped before 3PM EST will normally be shipped same or next business day. Out of Stock items will be shipped by the same shipping method as original order, normally within 3 or 4 business days. All UPS shipments are sent SIGNATURE REQUIRED/NO DRIVER RELEASE. ADD the following shipping charges to your TOTAL software order.

UPS: GROUND-\$4.00 (cont USA ONLY); AIR/RUSH-\$7.00 (includes Puerto Rico/Hawaii); OVERNIGHT-\$12.00 PLUS \$2.50 per item (must be received by 12 NOON)

INTERNET MAIL: USA-\$4.00 (includes APO/FPO); CANADA/MEXICO-\$6.00; OTHER FOREIGN-\$4.00 handling PLUS Actual Shipping (minimum \$12.00)

RETURN POLICY

We have a liberal return policy to better service your needs. Software piracy is a problem, but as long as our policy is not abused, we will continue to honor it. If within 15 days from the time you receive an item, you are not satisfied with it for any reason, you may return it to us for either a refund, exchange or open credit. REFUNDS ARE SUBJECT TO A 10% RESTOCKING FEE PER ITEM RETURNED (\$5.00 MINIMUM PER ITEM). A DEFECTIVE ITEM will be replaced with the same item (NO CHARGE... of course). EXCHANGES/OPEN CREDITS will gladly be issued for the FULL PURCHASE PRICE OF THE ITEM.

Sanjoy Dasgupta

This short, relocatable utility is a handy addition to the toolbox of any BASIC programmer.

When it comes to numbers, computers and people just don't think alike. While we use the decimal number system (base 10, digits 0-9), computers are more comfortable with binary (base 2, digits 0-1). Hexadecimal mode (base 16, digits 0-F) is a compromise between the two—it's easy for humans to read, and it's easy for computers to translate into binary.

"Binary/Hex Enhancer" gives you the freedom to use all three of these systems in your BASIC pro-

grams—decimal, binary, and hexadecimal (also called *hex*) notation. It's easy to use: Once it has been installed, just precede binary numbers with the % symbol and hex numbers with the \$ symbol.

Getting Started

To use Binary/Hex Enhancer, carefully type in the program and save it to tape or disk. To use the program, simply load it and type RUN. You'll see the message "POKING ML DATA AT XXXXX ..." (where xxxxx is the address at which Binary/Hex Enhancer is being installed).

Binary and hex numbers are very useful when you're accessing the 64's memory locations. Hex numbers are helpful because they

are easy to remember, and binary numbers make bitwise operations easier to read. For example, to read the status of the fire button of the joystick in port 2, you must read the contents of bit 4 at location 56320 (\$DC00). In normal BASIC, the required expression is

```
PEEK(56320) AND 16
```

With Binary/Hex Enhancer, you can use

```
PEEK($DC00) AND %00010000
```

You can use binary and hex numbers in any BASIC numerical expression or as arguments for BASIC functions. You may not, however, use them in DATA statements. The binary and hex numbers must be integers in the range 0-65535. All numbers outside this range will be forced into it—only the leftmost 4 digits of a hex number or the leftmost 16 digits of a binary number will be used. The value must also be an integer, or you'll get a syntax error.

How It Works

Binary/Hex Enhancer automatically relocates to the top of the BASIC workspace, then lowers the top-of-BASIC pointer to protect itself. Since it is self-relocating and generally well behaved, it should be compatible with almost any program.

The routine works by changing the EVAL vector (\$030A-\$030B), which BASIC jumps to during expression evaluation. It checks the next character for a \$ or a %. If either is found, the binary or hex number is read and converted into a floating-point number in FAC1. If neither is found, control is returned to the normal evaluation routine.

See program listing on page 92. ☺

COMPUTE!'s GAZETTE
TOLL FREE
Subscription Order Line
1-800-727-6937

Can Your Computer Make YOU \$1,000,000?

WITH LOTTERY PC YOUR NEXT TICKET COULD BE WORTH MILLIONS!

LOTTERY uses the raw power and storage of your computer to determine and refine the number selection methods that will win the various lottery games you play. Don't be limited to the one or two methods that other programs use, they might not work in your state. There is no better system available!

Join the growing list of winners using our system.

SPECIFY:

Lottery 64(C64/128) • Lottery +4(Plus/4)
Lottery ST (Atari) • Lottery PC
IBM PC/XT/AT and compatibles

Commodore 64/128 & Plus/4 are registered trademarks of Commodore Int
IBM PC/XT/AT are registered trademarks of International Business Machines Inc
Atari ST is a registered trademark of Atari Corp

To order, send \$29.95 for each plus \$3.00 postage & handling per order to:
(Illinois residents add 6% sales tax)
(Orders outside North America add \$3.00)

C.O.D. orders call
(312) 566-4647

SM Superior Micro Systems, Inc.
P.O. Box 713 • Wheeling IL 60090

GET MORE PLEASURE FROM THE BIBLE WITH LANDMARK The Computer Reference Bible

Here's what LANDMARK will enable you to do:

- ✓ SEARCH THROUGH THE BIBLE—Find Phrases, words or sentences.
- ✓ DEVELOP TOPICAL FILES—Copy from The Bible text and search results then add your own comments and notes.
- ✓ COMPILE YOUR PERSONAL BIBLE—Outline texts in color. Add notes, comments, and references. Make your Bible Study organized and on permanent record!
- ✓ CREATE FILES—Convert them for wordprocessors like Paperclip and GEOS.
- ✓ MAKE SUPPLEMENTARY STUDY FILES—For specific study and develop translation variations.

NEW LOW PRICE!
\$119.95

v1.2 for C64 and v2.0 for C128
CALL OR WRITE TODAY FOR A FREE BROCHURE, WHICH SHOWS HOW VALUABLE LANDMARK CAN BE IN YOUR BIBLE STUDY

**P.A.V.Y. Software P.O. Box 1584
Ballwin, MO 63022 (314) 527-4505**

64 RUNNER

Joel M. Rubin

The 1571 disk drive has something the 1541 doesn't—speed. When connected to a Commodore 128, it uses a special burst mode to load and save programs many times faster than a 1541 does. The problem is that the 1571 emulates a 1541 when the 128 is in 64 mode.

"64 Runner" to the rescue. Now you can load 64-mode BASIC programs with the high-speed burst mode. Once the program has loaded, 64 Runner switches your 128 to 64 mode and runs the program for you.

Typing It In

"64 Runner" is written in machine language. To type the program in, you'll need a copy of "128 MLX," the machine language entry program found elsewhere in this issue. When 128 MLX prompts you, respond with the values given below.

Starting address: 1C01
Ending address: 1D48

After you've typed in the program, save a copy to disk before leaving 128 MLX. Even though it's written in machine language, 64 Runner loads and runs like a normal BASIC program.

Full Speed Ahead

Once you've saved a copy of 64 Runner, you can use it to load 64 BASIC programs from 128 mode. Switch to 40 columns; then load and run 64 Runner. You will be prompted for the program name, disk device number, and drive

**Take advantage of
the 1571's burst
mode to load
BASIC programs
lightning-fast in 64
mode. For the 128
only.**

number. 64 Runner defaults to device 8, drive 0. Press RETURN to accept the default device and drive, or enter new values to load from another drive. 64 Runner loads your program, switches your 128 to 64 mode, and runs the program.

64 Runner does not stay resident in your computer's memory. To use it to load another program, switch back to 128 mode by pressing the reset switch (or by turning the computer off and back on) and then run 64 Runner again.

How It Works

The 128 uses memory bank 0 when it's in 64 mode. Several important 128 vectors begin at location 2560 in bank 0—right in the middle of 64 BASIC memory. Therefore, if you try to BLOAD a 64 program to 2049 in bank 0, you'll probably crash your 128. You could, of course, BLOAD it somewhere else and then move it. However, 64 Runner was designed to use a better method: BLOAD the program to 2049 in bank 1 and then set the 128 to 64 mode using bank 1.

First, the machine code to load the program and set up 64 mode is moved to 49152 (\$C000) in bank 1. (A 16K block is temporarily set up so the program can be moved easily without using the Kernal interbank routine INDSTA.) The ending address of the BASIC program is also saved (BASIC 2.0 starts storing variables in the middle of the BASIC text if you're not careful with this address). Next, a more-or-less normal GO64 is executed, but to bank 1 instead of bank 0. The input and output chips are switched in and all common RAM is switched out; then the VIC chip is told to look at bank 1.

Finally, when 64 Runner switches the 128 to 64 mode, it executes the normal 64 startup sequence. It relinks the BASIC program, restores the top-of-program addresses, and runs the program.

See program listing on page 81. ☐

1581 Alphabetizer

Raymond D. Layton

The 1581 can store $4\frac{1}{2}$ times as much information on a disk as a 1541 can. Each disk can hold almost 300 files. This additional storage space can be quite a boon. But it also introduces a problem: When you have so many files, it's hard to find the one that you want in a directory listing. If you have disks containing hundreds of files, then "1581 Alphabetizer" is for you.

Several utilities are available that allow you to reorganize the directories of your 1541 or 1571 disks, but until now, there haven't been any similar utilities for the 1581. With 1581 Alphabetizer, you can alphabetize the directories of your $3\frac{1}{2}$ -inch disks. If you think up a better way to organize the files, 1581 Alphabetizer will let you rearrange the files as you like.

Typing It In

1581 Alphabetizer is written in BASIC and may be entered on either the 64 or the 128. Be sure to use "The Automatic Proofreader," found elsewhere in this issue, when entering the program. Since 1581 Alphabetizer writes directly to your disks, if you make a typing error in entering it, it could scramble the directory of your disk. Until you are sure that you have entered it correctly, test it on unimportant disks.

To get started, load and run 1581 Alphabetizer. First, the program prompts you for the drive number. Enter the device number of your 1581 or press RETURN to default to drive number 8. Next, Alphabetizer checks the disk drive to see whether it is a 1581. This step is important because if you were to treat a disk formatted on a 1571 as if

it were a $3\frac{1}{2}$ -inch disk, important data could be lost. If the drive you've selected isn't a 1581, the program warns you and waits for a keypress before trying again.

**Bring order to the chaotic
directory listings of your
 $3\frac{1}{2}$ -inch disks with this
short BASIC utility for
the 64 and 128.**

Once the program is satisfied that the selected drive is a 1581, it waits for you to press a key before it reads the disk directory. Place your disk in the drive and press any key; 1581 Alphabetizer begins to scan the disk for directory entries. Each entry is stored in alphabetical order as it is read from the disk. Each time it finishes storing a directory entry, 1581 Alphabetizer prints a dot on the screen.

The program displays the alphabetized directory when all the entries have been read. Next, it gives you the chance to edit the order of the files. If you enter Y at the prompt, 1581 Alphabetizer enters edit mode. If you don't want to change the order of the files, press the N key.

Changing the Order

In edit mode, 1581 Alphabetizer shows as many as 24 files on the screen at a time. If the disk contains more than 24 files, pressing + will step forward through the files one screen at a time. Press - to step backward through the files. At the top of the screen, you'll see the red edit cursor. You may move the cursor with the up- and down-cursor keys.

To move a file to a new position, move the edit cursor to the file and press P (pick up). The file you pick up is removed from the list, the files below it are moved up to fill the space, and the edit cursor is shown in reverse video. Move the edit cursor to the new position for the file and press P again. The file under the cursor and the ones below it are moved down, the file you picked up is placed in the vacated space, and the edit cursor returns to normal.

You may rearrange the files in the directory into any order you wish. When you're satisfied with the order, press Q to exit edit mode. Note that you're not allowed to exit edit mode if you have picked up a file without putting it down.

Save It?

Once the directory is in order, 1581 Alphabetizer asks whether you would like to save the new directory. Up until this point, everything you've done has been carried out in memory. If you want to leave the directory unchanged, press N. Press Y to write the new directory and validate the disk. Next, 1581 Alphabetizer asks if you would like to alphabetize another directory. Press Y to rerun the program.

See program listing on page 86. ©

Randy Thompson
Contributing Editor

"The Programmer's Page" is interested in your programming tips and tricks. Send all submissions to The Programmer's Page, COMPUTE!'s Gazette, P.O. Box 5406, Greensboro, North Carolina 27403. We'll pay \$25-\$50 for each tip we publish.

Computers are perfect; they never make mistakes. Right? Wrong. Computers are prone to all types of errors. True, it's usually our fault when a computer errs—we forget to initialize an important variable or, worse yet, POKE a number into the wrong memory location. But every once in a while, the problem is caused by bugs in the computer's operating system.

By searching through COMPUTE!'s information archives (by flipping through past issues of *Gazette*, that is), I've compiled a list of some of Commodore's more infamous bugs. As a programmer, you need to know which bugs infest your computer. If you know what the bugs are, then you'll know how to work around them. You'll also know when to blame your computer, not yourself, when something goes wrong.

64 Lockup

This is one of deadliest bugs around. It's also one of the most widely known, although you won't find it in newer 64s, the 64c, or the 64 that's hidden within the 128.

To see if your 64 has the lockup bug, turn on your 64, move the cursor down to the last line, and hold down the space bar until the cursor passes the right edge of the screen twice. Hold down the DEL key until the cursor goes back to the far right column. If you own a 64 with the lockup bug, the words LOAD, ?SYNTAX ERROR, READY,

and RUN appear on the screen and the computer locks up. If you have a program in memory, it runs.

The cursor continues to flash, but the computer ignores your keypresses, even RUN/STOP-RESTORE. You can turn the computer's power off and then on, but this will erase everything in memory. If you own a Datassette, you can defeat the bug by simultaneously pressing the left SHIFT key and 3, or X and 5, or V and 7, and so on (every other key from left to right). The screen will display PRESS PLAY ON TAPE. Press PLAY on the Datassette and then RUN/STOP. Your computer will return to normal. Disk drive owners can avoid the bug if the first line in the program in memory is OPEN 15,8,15:INPUT#15,\$\$:CLOSE 15.

The lockup bug will occur only when the cursor color is red, cyan, blue, yellow, light red, dark gray, light blue, or light gray. Safe colors are black, white, purple, green, orange, brown, medium gray, and light green. To avoid the problem altogether, change the cursor to a safe color before you start to program.

No Capital Q

Most 128 owners are familiar with this little keyboard quirk. Activating the CAPS LOCK key that appears on the top row of the keyboard causes all typed characters except the Q to appear in uppercase. This is caused by an incorrect value in the 128's keyboard lookup table.

To enter an uppercase Q, you have to hold down the SHIFT key or press SHIFT LOCK. You can fix this bug by running the following one-line program:

```
10 FORI=0TO88:POKE6912+I,PEEK(
  64484+I):NEXT:POKE6974,209:
  POKE840,0:POKE841,27
```

This bug does not occur on the 128D.

Save-with-Replace

Commodore computers have been plagued with this bug for a long time. The problem occurs when you use DOS's save-with-replace option—SAVE "@:filename",8—to save a program. Depending on the day of the week, the current location of the stars, and how much coffee you've had, your file may or may not be saved properly.

Actually, Commodore's save-with-replace bug is the fault of its disk drives, not its computers or your caffeine consumption. The "Feedback" column in the October 1985 issue provides a good explanation of this bug which bears repeating here.

Save-with-replace does several things. First, the new copy of your program is saved (if there's not enough room on the disk for a complete copy of the program, you'll have problems, of course). Each filename in the directory contains a pointer that indicates where you can find the program, so the directory is changed to point to the new version of the replaced program. Finally, the block allocation map (BAM) is updated. Disk sectors used by the old version are marked as free, while the sectors occupied by the new version are marked as allocated. The routine to update the BAM is where the bug happens.

In certain situations, the BAM is incorrectly written back to the disk. Right after a faulty save-with-replace, the program name is in the directory, the pointer to the program is correct, and the new version is on the disk. You can load the program and even verify it. But the blocks used by the program are not allocated. The next time you save a program, it may be put into those blocks, and your previous (replaced) program is gone and cannot be recovered. If you load the directory, the number of blocks used by the program plus the number of free blocks should total 664. When

the bug happens, the total is often more than 664.

The roots of the problem go back to the PET dual drives (drives 0: and 1:). The disk operating system (DOS) of the 1541 and 1571, two single drives, was translated and modified from the original dual-drive DOS. So there's a sort of "phantom" drive 1 in the 1541 and 1571. One expert on Commodore DOS has said the 1541 spends half its time convincing itself that it's drive 0 and not drive 1. Sometimes the 1541 mistakenly sets aside a buffer for the phantom drive, which can, under certain circumstances, lead to the save-with-replace bug.

There are three ways to avoid the bug and safely use save-with-replace. First, you can validate the disk after every save-with-replace. This isn't such a good solution because it often takes more time than scratching the old version and doing a regular save.

The second solution is to *always* use the 0 prefix when you use the disk. Here are some examples:

```
LOAD "0:FILENAME",8
LOAD "$0:",8
SAVE "0:FILENAME",8
OPEN 15,8,15,"I0"
```

The third solution is to turn the disk drive off and then on right before a save-with-replace—and be sure to include a 0 (SAVE "@0:filename",8). Another way to reset the disk drive is to enter these two lines (they should be on separate lines; don't put them on a single line with a colon between them):

```
OPEN 15,8,15,"UJ0"
CLOSE 15
```

DEF FN and GRAPHIC 1,1

The 128's DEF FN command allows you to define your own mathematical functions. This feature can be very handy when you're writing graphics programs that make use of several complex calculations. You must be careful when doing so, however. If you execute a GRAPHIC 1,1 (or 2,1 or 3,1 or 4,1) after a DEF FN statement, you'll get a syntax error when the function is accessed. This happens only when the program is run for the first time. The second time you run the program, DEF FN works fine.

When functions are defined,

the function name is stored in variable memory with a pointer that refers to the function's equation in the BASIC program. To make room for the hi-res screen, the GRAPHIC command moves the BASIC program up in memory by 9K. Unfortunately, function pointers are not updated; they still point to where the equation *used* to be.

To avoid this bug, add the commands GRAPHIC 1:GRAPHIC 0 before any functions are defined.

CMD Bugs

CMD (Change Main Device) is BASIC's most bug-ridden command. Normally, CMD redirects output to the device of your choice. For example, after an

```
OPEN 4,4:CMD 4
```

has been executed, all output from commands such as LIST and PRINT will be sent to the printer (device number 4).

CMD is easily disabled, however. GET, PRINT#, and sometimes GOSUB will redirect output to the screen. Interestingly enough, CLOSE does *not* disable CMD. If you neglect to redirect output to the screen before performing a CLOSE, output will continue to be sent to the CMD device. That's why programming books tell you to terminate a CMD 4 with PRINT#4: CLOSE 4. The PRINT#4 command flushes the printer's line buffer and resets the output device to the screen.

6502 Bug

Sometimes a computer's problems stem from its microprocessor and not its operating system. That's the case with the machine language indirect JMP instruction found on the 64 and 128. This bug in the 6502 and 6510 chip affects not only the 64 and 128, but the VIC, Plus/4, 16, 8-bit Ataris, Apple IIs, and any other computer built around the 6502 family of microprocessors.

JMP is the machine language equivalent of BASIC's GOTO command. JMP \$C000, for example, instructs the microprocessor to execute the instructions found in memory at \$C000. An *indirect* JMP is a bit different. Its syntax looks like this: JMP (\$C000). Instead of jumping to location \$C000, this instruction jumps to the location

pointed to by \$C000 and \$C001. If memory locations \$C000 and \$C001 contain a \$01 and a \$08 respectively (the address's low byte and high byte), JMP (\$C000) will execute the machine language routine located at \$0801.

Here's the bug: If the low byte of the JMP address is \$FF, as in JMP (\$C0FF), the JMP instruction will take the address's low byte from \$C0FF and the high byte from \$C000—not \$C100, as it should.

The best way to avoid this bug is simply not to use the indirect JMP instruction.

1571 Bugs

There are several bugs in the earlier 1571 disk drives. Here's a list of the more notable ones:

- Save-with-replace still doesn't work properly.
- The DEVICE NOT PRESENT error occurs after a file has been accessed repeatedly in 1571 mode. You can prevent this by entering 1541 mode prior to any disk access. To switch to 1541 mode, enter the command OPEN 15,8,15,"U0>M0" followed by CLOSE 15.
- In 1571 mode, locked files (marked with a less-than sign) will not load. They will load if the drive is in 1541 mode.
- If you validate a double-sided disk when the 1571 is in 1541 mode, it changes a byte on the disk to mark it as single-sided. If this happens to you, you can change your disk back into a double-sider with the following program:

```
10 OPEN 15,8,15:OPEN 2,8,2,"#"
20 PRINT#15,"LUL";2;0;18;0
30 PRINT#15,"B-P";2;3
40 PRINT#2,CHR$(128);
50 PRINT#15,"U2";2;0;18;0
60 CLOSE 2:PRINT#15,"I0":CLOSE
15
```

The best way to fix these bugs is to see a Commodore dealer and upgrade your 1571 with the new ROMs. To see if your 1571 needs this upgrade, boot your computer; then enter and run the following program:

```
10 OPEN 15,8,15,"UI":INPUT#15,
A$,B$:CLOSE15:PRINT B$
```

If you have the old ROMs, you'll see a message with *DOS v3.0* in it. The newer ROMs return a DOS number of 3.1. ☐

BASIC for beginners

Larry Cotton

In November, we reviewed variables for a specific purpose: to prepare us for a new BASIC statement—DEF FN—and a new BASIC function—FN.

The new statement and function are always used together to create what the *Commodore 64 Programmer's Reference Guide* calls *user-defined functions*. In this context, the user is *you*, the BASIC programmer, not the user of the program itself.

The functions themselves are usually arithmetic functions—written as formulas or equations. (See "The Programmer's Page," page 59, in the August 1988 *Gazette* for a notable exception.) They can be as simple as $A + B$ but are generally more complicated mathematical expressions. Since we've covered the four basic math functions, we'll limit our examples of DEF FN and FN to these operations plus the RND function.

Substitute for Subroutine

Have you ever written a program where a certain mathematical formula was used repeatedly? Used in tandem, DEF FN and FN save you from having to type the same formula over and over, and in a sense, they are a substitute for a subroutine.

DEF FN defines the function; it must appear in a program before FN, which executes the function. Here's a simple example:

```
10 A=4: B=5
20 DEF FN Z(X)=A+B
30 PRINT FN Z(X)
```

Line 10 assigns numeric values to the constants A and B. Line 20 names and defines the function Z (don't worry about the letter in the parentheses yet), which is a simple addition problem.

Finally, in line 30, function Z is executed and the results are printed

to the screen. What's displayed is the sum of A and B, or 9.

Naming Functions

In the example above, Z is the name of the function. Functions can be named with any legitimate floating-point numeric variable name—A3, XX, SURFACE, and so on. This name follows the standard rules for constant or variable naming, as covered in November's column. When you assign function names, try to use short, meaningful names. Make sure they don't contain BASIC keywords; TOPAZ (with the BASIC keyword TO) or DIAMOND (with the BASIC keyword ON) won't work.

Note that we're talking about *floating-point numeric variable* names only—not integer numerics or strings. But whatever name you choose for the function in your program, you must repeat the same name after FN. For instance, this won't work:

```
10 T=15: U=20
20 DEF FN Z(X)=U-T
30 PRINT FN A(X)
```

If you try to run this one, you'll get an UNDEFINED FUNCTION ERROR IN 30—function A has not been defined. Also, note that the function's name has nothing to do with the names of the constants or variables used in the formula.

Arguments

Now for the letter in the parentheses. It's called the *argument* of the function. An argument must appear after the function's name in both DEF FN and FN. However, unlike the function name, the two arguments don't have to be the same. But the argument you choose can affect the outcome of the formula. Enter this simple program:

```
10 A=5: B=6: C=7
20 DEF FN X(Q)=A+B
30 PRINT FN X(Q)
40 PRINT
50 DEF FN X(Q)=Q+20
```

```
60 PRINT FN X(C)
70 PRINT
80 PRINT FN X(Q)
```

When you run it, three numbers print to the screen—11, 27, and 20. Here's why: Lines 10–30 are similar to what we've already seen. Note that argument Q in the parentheses does *not* appear on the right side of the equal sign. Therefore, line 30 just prints out the value of the function itself— $A + B$, or 11.

Since Q isn't part of the formula, it's called a *dummy argument*. Strangely enough, you could use just about any numbers or letters for Q in line 30 and get the same result. Try a few.

However, lines 50 and 60 are another matter altogether. Line 50 defines a new function X, with an argument that *does* appear on the right side of the equation. When the FN statement in line 60 executes, it substitutes the value of C for Q in the formula in line 50.

Put another way, lines 50 and 60 say *Everywhere there's a Q in the formula, plug in a C instead*. Thus, when line 60 says to print the function using C as the argument, $C + 20$ ($7 + 20 = 27$) gets printed instead of $Q + 20$.

Line 80 illustrates what happens if Q is used as the argument after FN. Since Q's value is 0 (all constants and variables are 0 when a program is first run), $Q + 20 = 20$.

Numbers in FN Function

Type NEW to clear the last program and enter another example which uses actual values (not constants) as arguments in the DEF FN statements:

```
10 H=63: K=72
20 DEF FN X(G)=G+12*3-H+K
30 PRINT FN X(20)
40 PRINT FN X(30)
```

When you run this one, you should see the values 65 and 75 printed on the screen. Why? Line 20 names and defines the function X. The argument of the DEF FN state-

ment, G, occurs to the right of the equal sign in the equation. Line 30 says that wherever G is encountered in the program, 20 should be plugged in instead.

My Dear Aunt Sally (Multiply, Divide, Add, Subtract) says to first multiply the 12 by the 3 to get 36, then add G (which is now 20) to get 56, add K (which was defined in line 10 as 72) to get 128, then subtract H (defined in line 10 as 63) to get 65.

Line 40 does the same thing, but substitutes 30 for G. This gives an answer of 75.

DEF FN and FN with RND

Here's another, possibly more interesting, example that uses DEF FN and FN with RND:

```
10 L=100: U=200
20 DEF FN A(X)=INT(RND(1)*(U-L
+1))+L
30 PRINT FN A(X)
40 GOTO 30
```

This program generates a series of random numbers in the range 100-200, inclusive. We set our upper and lower limits in line 10, then define a function (named A) as a standard random number-

generating formula. (For a closer look at the RND function, see "BASIC for Beginners" in the February and March 1988 issues.)

Lines 30 and 40 loop to print the continuous stream of random numbers. Line 20 needs to be run only once. Note that X in this program is a dummy argument—it's not used in the formula itself.

Run this program once more and stop it with RUN/STOP. Then, in immediate mode, type
PRINT FN A(X)

You should see another random number printed in your chosen range. You can do this as often as you wish, demonstrating that FN also works from immediate mode.

However, DEF FN must be preceded by a line number and run once to execute.

You may even change the upper and lower limits without having to define the function again:

```
10 L=100: U=200
20 DEF FN A(X)=INT(RND(1)*(U-L
+1))+L
30 PRINT FN A(X)
40 U=U-1:L=L+1
50 IF U=L THEN END
60 GOTO 30
```

Line 40 decrements the upper limit while incrementing the lower limit. This places the random number that's generated in an increasingly narrow range.

There is a strange phenomenon worth noting which sometimes occurs when you're using DEF FN and FN. List line 20 again and remove the last parenthesis:

```
20 DEF FN A(X)=INT(RND(1)*(U-L
+1)+L
```

You have just created what would normally be a syntax error.

Now run the program with this change and observe the results: You get a syntax error in line 30! But line 30 doesn't have the syntax error—line 20 does.

So what's happening here? As it turns out, DEF FN doesn't care what you put after it. You could type DEF FN A(X)= %\$('& \#\$ and the syntax error would still pop up in line 30.

Only when the FN function is executed is the syntax error detected. Remember: When you get a syntax error in a line that contains FN, look back at your DEF FN statement to find the source of the error.



Save Your Copies of GAZETTE

Protect your back issues of *COMPUTE!'s Gazette* in durable binders or library cases. Each binder or case is custom-made in pine green binding with embossed white lettering. Each holds a year of *Gazette*. Order several and keep your issues of *Gazette* neatly organized for quick reference. (These binders make great gifts, too)

Cases:	Binders
\$7.95 each:	\$9.95 each:
3 for \$21.95:	3 for \$27.95:
6 for \$39.95:	6 for \$52.95:

CALL TOLL FREE
7 days, 24 hours, 1-800-972-5858

(Add \$1 per case/binder for postage & handling. Please add \$2.50 per unit for orders outside the U.S.)

Send in your prepaidd order with the attached coupon.

Mail to: Jesse Jones Industries, Dept. COTE
499 East Erie Ave., Philadelphia, PA 19134

Please send me GAZETTE cases
 binders. Enclosed is my check or money order for \$ _____ (U.S. funds only.)

Name _____


Address _____

City _____

State _____ Zip _____

Satisfaction guaranteed or money refunded. Please allow 4-6 weeks for delivery. No P.O. Box Numbers Please

NOW AVAILABLE FOR THE AMIGA



The MicroFlyte JOYSTICK, the only fully proportional continuously variable joystick control for Flight Simulator II

"... It transforms an excellent program into a truly realistic flight simulation system" B.A.C.E.

MICROCUBE PRODUCTS

Commodore 64/128
• MicroFlyte ATC Joystick \$59.95
• Test/Calibration Disk: A diagnostic tool for your joystick \$4.95

Amiga
• MicroFlyte Joystick—Plugs into the mouse port & works with most software \$119.95
• Analog Joystick \$59.95

Include \$4.00 shipping of joystick orders. FSII is a trademark of subLOGIC Corp.

Order Direct from:



MICROCUBE CORPORATION

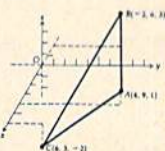
P.O. Box 488
Leesburg, VA 22075
(703)777-7157

3 TECHNICAL PROGRAMS

Maximize: $Z = 2X_1 + X_2$
 $3X_1 + X_2 < 44$
Subject to: $X_1 < 10$
 $X_1 + X_2 < 18$
 $2X_1 + 5X_2 < 60$

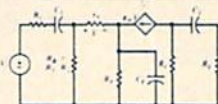
Linear Programmer

Solves linear programming problems of up to 50 variables and 35 constraints. Systems may be restricted by constraints of equality, less than or greater than. (different types may appear in the same problem). Objective (Z function) may be maximized or minimized. Computer displays solution (in example at left, $Z=31$, $X_1=13$, $X_2=5$). Initial and final tableaux. Special command for easy entry of sparse constraints.



Analytical Geometry in 3 Dimensions

Solves numerical geometry problems like those found in college level analytical geometry text books. After entering points, lines, planes and vectors, users may then calculate. Vector cross, dot, triple and scalar products. $A \times B, A \cdot B, A \times B \cdot C, \text{ etc.}$ find the angle between 2 lines, vectors or planes; find intersection of 3 planes, 2 planes, line and a plane; find a plane through 3 points, a point and a line, point and normal point and parallel plane, or perform 18 other geometric calculations. Entries made and answers displayed in users choice of several methods, including symmetric equation, parametric equation, multiple points, direction and magnitude. (NOT A GRAPHICS PROGRAM)



Electronics: AC DC Circuit Analysis Programs

Program computes general numeric solution to electronic circuit of up to 40 nodes and 63 branches. Branches may contain resistors, capacitors, inductors, current sources, voltage sources or 4 types of controlled sources. Computer displays node voltages, branch voltages, currents, powers and power factors. Step function of branch parameters or frequency with graphic display of results. Menu controlled and user friendly.

Linear programming System (64/128)	\$24.95
Analytical Geometry in 3 Dimensions (64/128)	\$24.95
Electronics AC DC Circuit Analysis (64/128)	\$29.95
Electronics AC DC Circuit Analysis (IBM PC)	\$29.95

COMPUTER HEROES

P.O. Box 79 Dept. 226
Farmington, CT 06034
Orders Only 1-800-622-4070

machine language programming

Same Game, But Faster!

Jim Butterfield

I sometimes get queries about how to do something in machine language (ML) that the user knows how to do quite well in BASIC. Often the answer is to do it the same way you do it in BASIC.

A simple example will illustrate. In BASIC, we set the border color to black with POKE 53280,0. In ML, we would do the job exactly the same way:

```
LDA #$00
STA $D020
```

Sometimes I wonder if the sophisticated BASIC of the 128 doesn't hamper users when they begin using ML. A 128 user might set the border to black with COLOR 4,1. The transition to ML must be more difficult in this case.

You usually tackle the same job in BASIC in a similar way in ML. But sometimes ML is too fast. For instance, if you were to write POKE 53280,0:POKE 53280,14 in BASIC, you'd see the border flick to the new color and back. But the equivalent ML code

```
LDA #$00
STA $D020
LDA #$0E
STA $D020
```

would be invisible. It's not only too fast for your eyes, it's also too fast for the screen itself.

It's often necessary to slow down ML events to make them perceptible. Let's explore a useful video slowdown technique.

Raster Control

The video screen is being drawn continuously; a beam of electrons called a *raster* sweeps across the screen 60 times a second. There is a brief time between sweeps known as the *retrace*. Here's the key: Certain types of screen effects are best done during this retrace period. It helps avoid the effect of screen

flicker or tearing.

How do we detect when we're in this brief retrace period? We could watch the raster register—\$D012 and the high bit of \$D011—which changes as the screen is swept. When the number is low, we have just started the retrace.

But it requires careful coding to establish when this number is in exactly the right value range. We wouldn't want to catch the same retrace twice or to miss it altogether.

A better way: We could have the video chip tell us when the raster passes a certain spot on the screen. When that occurs, the chip sets a flag in \$D019 (bit 0). We watch for this flag, and, when detected, turn it off and do our video job.

Note that this flag is *not* an interrupt. It's a memory location that says, "This event has happened!" We can reset it, check it, or ignore it.

If we wished, we could ask this flag to become an interrupt (we won't do this in the following program). We would do this by storing a value in address \$D01A. If we did so, the flag would not just signal that something had happened, it also would interrupt the processor with an IRQ signal, and we'd need code to deal with this interrupt. But time isn't critical here. We won't energize the interrupt; we'll just look at the flag from time to time.

The following program, which runs on the 64 or 128 (40 columns), does something very simple: For 16 cycles, we switch the border color every time we go through the retrace. Sixteen multiplied by 1/60 second is about 1/4 second. But that's enough time to see the flash. And we'll have the satisfaction of knowing that we're switching the screen in a clean way at the time of the retrace.

First, the program sets the value of the raster count at which it

wants to be notified. We'll use a value of 16 (\$10). If we used a large enough value, we would be notified while the raster was on the screen where we could see it. A smaller value would be fine, but we're well up into the border area in any case. Because one bit of the raster register is in \$D011, we'll need to do an AND operation to set that to 0.

```
2000 LDA #$10
     STA $D012 (16 to raster register)
     LDA $D011
     AND #$7F (zero high bit)
     STA $D011
```

We store a value of 1 in register A (the Accumulator). This value will remain there for the rest of the program. It's quite important, since it's used (in conjunction with the BIT command) to test and then to clear the flag. We clear the flag initially, too:

```
LDA #$01
STA $D019 (reset flag)
```

The above coding is strange. We set the \$D019 flag to 0 by storing a value of 1 there! You need to read the technical specifications carefully to identify the idiosyncrasies of I/O chips.

```
LDX #$00
```

X will count the 16 cycles of color. Test the flag with the BIT command (a 1 in \$D019) and wait if the flag isn't set.

```
2014 BIT $D019 (test flag)
     BEQ $2014
```

The flag is detected! Reset it by the same curious method of storing 1 there.

```
STA $D019 (reset flag)
```

Bump the color. Bump the count. Go back and do it again if necessary.

```
INC $D020 (border color)
INX
CPX #$10
BNE $2014
RTS
```


Best Buys From The TENEX Catalog

No Gimmicks, No Hidden Charges, No Nonsense, Just Low Prices and Great Service!



Dust Cover & Everything Book

Discover the savings and easy shopping available from TENEX Computer Express with a FREE copy of our *Everything Book for Commodore Computing*. Get to know our great products, extensive selection and fast service PLUS receive a FREE dust cover for your C64, or C128. The cover is an anti-static, 8 gauge vinyl sewn to our exacting standards with reinforced seams. (\$2.95 Shipping Charge.)

31627 C-64 Dust Cover and Catalog (G4W)
38464 C-128 Dust Cover and Catalog (G4W)

The 39¢ Diskette

From **micro fal**

Are you paying too much for diskettes? Try our first quality, prime, 5 1/4" diskettes (no rejects, no seconds) at these fantastic sale prices and save, save, SAVE! Disks are packaged in boxes of 50; including diskettes in sleeves, labels, and write-protect tabs.

Each diskette is certified to be 100% error free and comes with a lifetime warranty (if you have a problem, we'll replace the diskette). All diskettes include hub reinforcement rings and write-protect notches.

All diskettes are double density and work in either single or double density drives.

SS, DD Diskettes, Box of 50
32391 \$19.50 - 39¢ ea.
DS, DD Diskettes, Box of 50
32403 \$24.50 - 49¢ ea.



Diskette Storage
Now Only
\$9.95

- 100 disk (5 1/4") capacity.
- Lock and keys for extra security and easy carrying.
- Includes 8 index dividers with labels for organization of filing and retrieval.
- Made of durable anti-static, high impact plastic.
- Attractive smoked color lid.

66826

Sug. Retail \$19.95
NOW ONLY \$9.95

Hardware

Printers

Citizen MSD 180D	\$169.95
Citizen MSP 40	\$329.95
Citizen MDP 15E	\$359.95
Okidata 180 Printer	\$224.95
Okidata Microline 183	\$279.95
Okimate 20 Color Printer	\$124.95
Star NX-1000	\$CALL
Star NX-1000C	\$CALL
Star NX-1000 Rainbow	\$CALL
Star NX-15	\$CALL

Computers

Commodore 64C	\$129.95
Commodore 128D	\$CALL
Amiga 500	\$CALL
Amiga 2000	\$CALL
Bridgecard W5.25	\$CALL
TENEX Turbo (Loaded)	\$595.00

Memory

Amiga 512K Expansion	\$CALL
1764 RAM Exp., 256K, C64	\$109.95

Disk Drives

FSD-2+ Disk Drive	Sale \$149.95
Commodore 1581 Drive	\$CALL
Commodore 1541 Drive	\$CALL

Power Supplies

CPS-30 Power Supply, C64	\$29.95
Power Pak 64	\$49.95
Power Pak 128	\$59.95

Monitors

13" Color Composite	\$159.95
Com. 1084S RGB Color Stereo	\$CALL
Magnavox CM8762, Color	\$269.95
1802 Composite Monitor	\$199.95

Joysticks/Controllers

NEW! Epyx 200XJ	\$9.95
Wico Ergostick	\$19.95
Commodore 1351 Mouse	\$29.95
Epyx 500XJ	\$15.95
Icon Troller	Sale \$14.95
Suncom Tac 5	\$14.95

Interfaces

Xetec Super Graphix Jr	\$44.95
Xetec Super Graphix	\$59.95
Xetec Super Graphix Gold	\$CALL
Deluxe RS232 Interface	\$44.95

Accessories

Cartridge Expander, C64	\$19.95
Disk Doubler	\$6.95
Universal Printer Stand+	\$14.95
Data Transfer Switch/Parallel	\$24.95

Ribbons

NX-1000 Black	\$5.95
Okidata 120 /180 /183	\$8.95
Okimate Color	\$5.95
Gemini 10X, SG-10/15	\$2.99

Software

Berkeley

GEOS-64 2.0	\$39.95
GEOS-12	\$44.95
geoPublish	\$32.95
geoCalc, C128	\$44.95
geoFile, C128	\$44.95
Deskpack Plus	\$19.95
GEOS Triple Pack	\$36.95

Cinemaware

The Three Stooges	\$23.95
Warspeed	\$34.95
Rocket Ranger	\$24.95
Sinbad & Throne of Falcon	\$23.95

Utilities

Big Blue Reader CP/M	\$34.95
Drive Alignment	\$24.95
Fast Load (Epyx)	Sale \$23.95
The Final Cartridge III	\$53.95
Flexidraw 5.5	\$23.95
Renegade	\$29.95

Miscellaneous

Wheel of Fortune	\$9.95
Wheel of Fortune II	\$9.95
Certificate Maker	\$14.95
Newsroom	\$14.95

Free! 52 Page "Everything Book" With Any Order!

FREE VCR With Amiga Purchase!

LIMITED SUPPLY

When you order an Amiga 500 and Commodore 1084S monitor at our regular low prices, you are eligible to buy a special software starter kit at huge savings and receive a high-quality national brand VCR absolutely FREE! The Amiga 500 includes 512K bytes internally and 8 megabytes externally. No other computer matches the Amiga's graphics, sound and versatility. The 1084S Color Stereo monitor allows you to take advantage of the Amiga's extraordinary graphics capabilities by giving you a display of 4,096 colors, 80 columns by 25 rows of text and 640 x 400 pixel resolution, plus stereo sound. Call for details today--when our supply of this special offer is gone, it's gone for good!



The Best Prices
The Best Service
WHY SHOP ANYWHERE ELSE?

Formed For The Human Hand Only \$19.95

Ergostick Joystick. This is the cutting edge of joystick technology. It's the Ergostick Joystick and you'll be amazed at its innovation. Unlike all other joysticks, the Ergostick literally forms around the human hand which optimizes the operator's hand/eye coordination
76253 Ergostick Joystick \$19.95



TENEX
Computer
Express

We gladly accept mail orders!
TENEX Computer Express
P.O. Box 6578
South Bend, IN 46660

Questions? Call
(219) 259-7051

No Extra Fee For Charges!

Shipping, Handling, Insurance	Order Amount	Charge
	less than \$19.99	\$3.75
	\$20.00-\$39.99	4.75
	\$40.00-\$74.99	5.75
	\$75.00-\$149.99	6.75
	\$150.00-\$299.99	7.75
	\$300.00 & up	8.75



We Verify Charge Card Addresses Ad G4W

ORDER TOLL FREE 1-800-348-2778

COMMODORE 64 is a registered trademark; and COMMODORE 128 is a trademark of Commodore Electronics, Ltd. APO, FPO, AK, HI, CN, VI, GU, and foreign orders are subject to additional shipping charges. NOTE: Due to publishing lead-times, product prices and specifications are subject to change without notice.

Rhett Anderson

Let's imagine a time when the 64 is a distant memory and the 128 and Amiga have come and gone. There's a new computer rocketing up the Christmas sales list—the Commodore Take-Three.

What's special about the Take-Three? As you may guess, it's packed with terabytes upon terabytes of fast RAM (a terabyte is a trillion bytes). It has several RISC microprocessors. It can emulate (at full speed) the Commodore 64 and the Amiga 500. It does realtime ray-traced graphics and realtime fractal-image compression. Its display has millions of colors. It has stereo sound. It has an optical disc drive.

What else? How do we interact with the Take-Three? Does it still have a keyboard? Or something new and exciting? To get a clue, we have to figure out what the masked man from NASA was doing.

Who Was He?

Last summer, a press photo from NASA made its way into several science magazines. Looking like some alien mime, the man wore special gloves and a space-age visor. His hands were in front of him and he stared intently forward.

It looked as though he was grasping at something that only he could see. And that's exactly what was happening. A computer was creating a stereoscopic image and projecting it into the visor. To interact with this new computer-created environment, the man simply had to wave, twist, and otherwise move his hands. Special sensors in the gloves picked up the motions and transmitted them to the computer.

The masked man was demonstrating a crude form of tomorrow's computer interface.

The Take-Three

Now imagine that you've brought

Commodore's latest hit computer home for Christmas. When you open the box, you find the system unit, a keyboard (about the most efficient text-entry device we can imagine), a monitor, a mouse, an optical drive, and two Commodore Datasuits—descendants of the outfit the masked man wore.

The Take-Three is bundled with an integrated productivity package (word processor, database, spreadsheet, and the like), the Commodore Reference Library (dozens of reference books on a single CD-ROM), three games (Bowling, Space Bubbles, and Pac-Man 3-D), two educational packages (Voyage Inside the Body and The Signing of the Declaration of Independence), and two interactive movies (A Spy in Germany and Raiders of the Aztec Ruins.)

You plug in the computer, the keyboard, the monitor, and the drive. The system boots up with a stunning five-second graphic showing the Commodore Take-Three logo spinning around the globe. Then you see the READY prompt. You are in the Take-Three control language—a powerful superset of the BASIC language.

You insert the productivity package into the optical drive. A click of the mouse sends you into demo mode, where a spreadsheet is created. You choose GRAPH IT, and a spectacular graph of the data is created.

It's time to try out the Datasuit. You and a friend put on the special goggles, the gloves, the sensor-laden elbow- and knee-pads, and the special overshoes. Stereo headphones complete the outfits.

You see the same graph you saw before, but, amazingly, you now see it in 3-D. You can also see a humanoid stick figure—your friend—with Mickey Mouse-style gloves. You raise your hand and

you can see it, too. You point at a piece of data. You press it down and see how it affects the other numbers.

The Way to Play

Ready for a new challenge, you pop Pac-Man 3-D into the drive. You are in a realistic maze with low walls. You can see the monsters, and they can see you. You must pick up all the dots (which look like floating rubber balls) without being caught by the monsters. Four Power Pills shine and flicker like gas lamps. Run into one and you can send the monsters back to their homes. Of course, you can't walk too far without bumping into the (real-world) wall, so the game lets you substitute a gentle bending motion of the knees for walking.

Now try Bowling. Pick up the ball and throw it down the alley. Crack! A strike!

The educational programs are fascinating. Consider Voyage Inside the Body, for example. You shrink to microbe size and travel through the body for a new perspective of anatomy. Just what does it feel like to be a blood corpuscle shooting through the heart?

You eat Christmas breakfast thinking about what you have experienced. With your camcorder, you'll be able to design your own interactive programs.

After a short break, you witness the signing of the Declaration of Independence.

That Masked Man

Before packing up to travel to Grandma's house, you and your friend try out one of the interactive movies, Raiders of the Aztec Ruins. You're about to be sacrificed, but your friend saves you just in time.

The Take-Three may be a while in coming, but it will be here someday. And the best way to get ready for that day is to keep computing. ☼

Fred D'Ignazio

We are now entering an era in which the role of the teacher—as expert, authority figure, and dispenser of learning—is about to change. New models for teachers are being suggested, including leader, visionary, scout, and champion. Teachers themselves are looking for change which improves the quality of their working environment, makes them more successful in teaching their students, and elevates their status in the eyes of their community and the educational establishment.

A Multimedia Curriculum

Technology itself will soon offer teachers an opportunity for change by redefining the curriculum which they are required to teach. Over the next decade, curricular knowledge will be transformed as the publishing, broadcasting, and communication fields converge toward a common digital standard. Knowledge “carriers” which once were quite separate—radio and TV; motion pictures; telecommunications; book, magazine, and newspaper publishing; data processing; and the performing arts—will converge and overlap. Out of this will emerge new hybrid representations of curricular knowledge—through multimedia publishing, multimedia computing, and so on.

At the same time, new multimedia communication tools will become available to individuals as new tools for personal communication. The meaning of *desktop publishing* will extend to include creating “documents” that combine photographic images, human voices, music, sound effects, full-motion video, and computer graphics, as well as words and numbers.

New multimedia knowledge-communication devices will eventually shrink in size and price to the

point where they fit on a desktop and become affordable for classroom learning. Teachers who embrace this technology at an early point will have the unique opportunity to become pioneers and explorers in a remarkable new learning environment in which students can reconstruct curricular knowledge in a multimedia format. Today's talk-and-text classroom communications environment will evolve into an exciting, studioliike arena in which student producers create curricular videos, electronic slide shows, video book reports, infographics, and multimedia term papers. Difficult, dry subjects will come alive as students translate them into multimedia presentations.

Scavenged Multimedia

Multimedia student publishing will one day become as normal a source of classroom curriculum materials as the worksheet or textbook. However, teachers who see the possibilities for student-produced, multimedia learning don't have to wait for some far-off future. They can begin now. They can bring the multimedia publishing environment of the 1990s into today's classroom by assembling the separate pieces of multimedia into a single multimedia learning center scavenged from equipment already found around most schools.

Teachers are ingenious improvisers and scavengers, and they can use these skills to work with their students and track down everything they need, including a computer, a VCR, a TV, a video camera, a tape recorder, a turntable, and an electronic keyboard.

Students as Producers

Students can lead the way in putting the different parts of the center together. In a multimedia center, electronic “toys” like video cameras, musical keyboards, boom box-

es, and Walkmans can be linked together to become a multimedia publishing station capable of producing science radio shows, video biographies, multimedia science projects, electronic field trips, and all sorts of other innovative and exciting presentations.

However, none of this will happen unless teachers are willing to share some of the responsibilities for teaching and learning with their students. They can do this in a multimedia learning environment in which everyone learns from each other. The teacher is a process specialist and a knowledge specialist. Children are especially handy around new technologies and at figuring out ingenious ways to explore critical subjects in the curriculum using these technologies. Teachers can play a leadership role with their students by collaborating with them as knowledge-explorer teams who translate textbook knowledge into new, exciting multimedia representations.

If teachers are going to succeed at preparing their students for the workplace of the 1990s, they must create an environment which resembles that workplace—and technology is only one ingredient of that environment. Teachers must also include opportunities for students to take responsibility for their own learning and become “producers” of their own knowledge. Students must have time to work together as collaborative teams and be put into situations where they can explore and muck around, where they must think critically and cooperatively in order to solve problems and accomplish tasks.

Such classrooms are true multimedia classrooms that model the work environment of the 1990s and in which teachers play a leadership role—in collaboration with their students. ■

Robert Bixby

This new GEOS utility lets you quickly and easily draw professional-looking histograms, graphs, charts, and scattergrams.

geoChart, the latest addition to the GEOS family of programs, is a chart-drawing utility that can present data in nine different formats: area graph, bar and column graphs (histograms), pie chart, line graph, point graph (a line graph without the lines), scattergram with points, scattergram with lines, and unibar graph. Data for these charts can be imported in the form of text scraps from *geoWrite*, *geoFile*, *geoCalc*, or the new version of Note Pad (included with the *geoChart* package), which allows you to copy the current Note Pad page to a text scrap. *geoChart* will work with GEOS versions 1.2, 1.3, and 2.0. It will work in 64 mode or in 40-column mode with GEOS128.

Because it works from text scraps, *geoChart* can work only with a single set of data at a time. However, you can use the text manager to save a number of data sets for charting.

As you can see from the figures that accompany this article, *geoChart* is capable of producing attractive, instantly understandable charts of information.

These charts can then be exported, this time as photo scraps, for inclusion in *geoWrite*, *geoPaint*, or *geoPublish* documents.

Each time you invoke *geoChart* to make a new chart, you are presented with a generic chart that shows what the program can do. It's time-consuming and of questionable value to have this essentially meaningless chart appear each time the program is run. It takes about 15 seconds to draw on the screen a column chart representing 1987 widget sales.

Widgets seem to be having a banner year. However, as a person who sees at least one widget chart or document a week, I tire easily, wilting visibly whenever the W word appears on the screen. (Is it too much to ask that software companies come up with another product to chart and write about? Isn't anyone keeping track of doohickey sales? Or my personal favorite, boohahs?)

If you open an existing chart (one you have created yourself), you'll avoid the widget chart.

Importing Data

You can create data for use with *geoChart* with a number of programs. I suspect that most people will prefer to use *geoWrite*, since this is one of the most familiar utilities. It would be just as simple to highlight an area of cells in *geoChart* and copy them with the Edit menu into a text scrap. And anyone who purchases *geoChart* will have a copy of the new Note Pad, which would be just as easy to use as *geoWrite*, with the additional advantage of being always available as a desk accessory, even from within *geoChart* itself. Copying the current page of the new Note Pad to a text scrap is as simple as pressing Commodore-C.

You can arrange data either by separating data elements by commas or (in *geoWrite*) with tabs. The first information entered in the upper left position of the text should be the title of the chart. This may be left blank, but in its place you must place a tab or comma to indicate that the series names are beginning. Figures 1, 2, and 4 are examples from a spreadsheet called Profits, and the series names are the months of the year. These should constitute the top row of your data.

Each of the subsequent rows should begin with a category name, such as Toys, Tools, and so on, as

depicted in the accompanying charts.

After the category names, you should enter the values that correspond to the series names, such as January profits, February profits, and so on.

The values in the categories are necessary for using the text scrap in *geoChart*, but all of the text is optional. You can have a chart with no text in it at all, in other words.

An example of data to be used in *geoChart* might be quarterly investment losses:

Losses,First,Second,Third,Fourth
Industrial,6.50,3.20,1.00,1.20
Utilities,2.00,1.58,0.35,0.90

Or, if you are using *geoWrite*, you can insert tabs in place of the commas as follows:

Losses	First	Second	Third	Fourth
Industrial	6.50	3.20	1.00	1.20
Utilities	2.00	1.58	0.35	0.90

Data Mode

To import the text scrap as data for a chart, pull down the Edit menu and select Paste. You are instantly taken to Data mode, where you can work directly with the data to be used in the chart (as opposed to Chart mode, where you work with the actual chart, discussed below).

In Data mode, you see a grid, which resembles the following for the data given above:

As you move the pointer to the various cells of the grid, you see the category and series names that apply to the cell you are pointing to, as well as the value in the cell.

You must identify which is the series and which is the category for *geoChart*. You can have as many as 50 columns and 25 rows of information (or 51 columns and 26 rows, including chart title, category names, and series names). This

Figure 1. The default column chart.

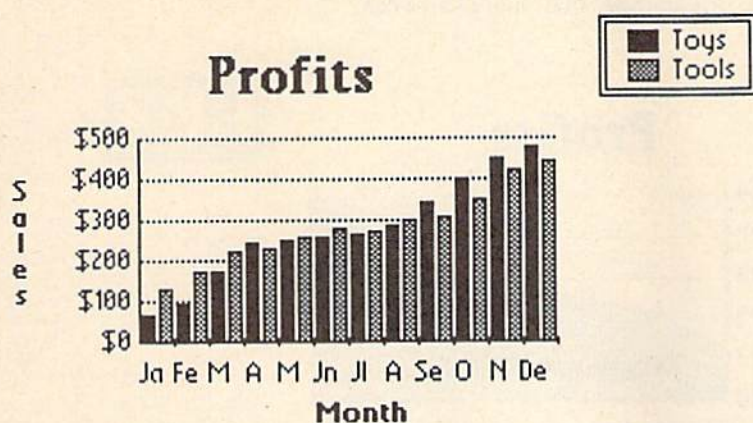


Figure 2. Charts can be exported to *geoPaint* and *geoWrite* in a slightly reduced form.

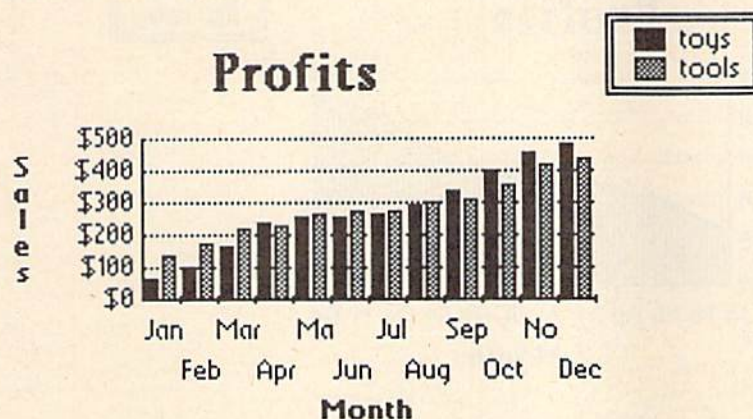
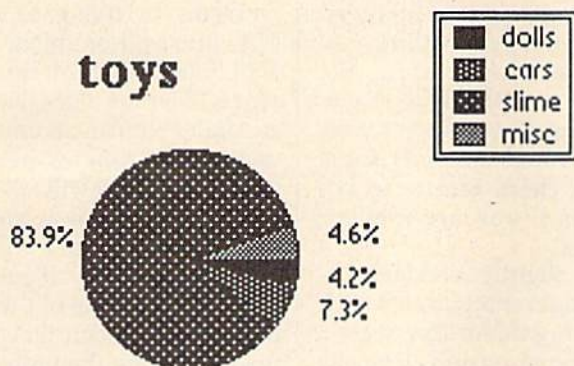


Figure 3. A pie chart can be developed for a single series of data.



gives an inflated impression of its abilities, however. You *can* create a line or column chart with 50 values, but only for four series. For other charts, this will simply be too many values to chart. The column chart, for instance, can accommodate more values than the bar chart simply because the column chart arranges the values horizontally, which offers more space than the bar chart's vertical arrangement.

Identify the first series by clicking on the first cell to be contained. Then, holding the mouse (or joystick) button down, pull the pointer through the series you want to chart (either horizontally or vertically). When you are finished, click on the row or column that contains the next series, and the cells which constitute that series will be marked for you. The four series you choose can be selected from any of the

available categories, but they will always be the same series, and you can only select one series in a given row or column.

In other words, you could highlight the first and second quarters of industrial losses in the example above. Clicking anywhere in the industrials row, then, would have no further effect. Clicking in the utilities row would cause the first and second quarters to be highlighted.

If you make a mistake, you can clear the selection by clicking on a button marked Clear.

Chart Mode

When you have made the selection you want, click on the button marked Chart. You will instantly be taken to the chart-drawing area, and your figures will be entered into a column graph, commonly known as a *histogram*. This is the default, but you have eight other options. As it happens, the column graph is the most versatile option, but if, for instance, you are a psychologist comparing the results of various kinds of test scores, you might prefer to look at the scattergram to get a visual impression of the correlation of scores on two different tests.

If you have a very few series, or if you want only to chart the first 20 values in the first four columns, you can skip selecting the rows and columns to chart and simply click on the chart button.

Formatting Charts

Once your chart is created, you can use the Edit menu to access many different formatting options for your chart. First, you can copy and paste. Paste is the option used for importing data and Copy is used to export data.

Below these options in the Edit menu are selections for changing the range of the chart, the marker, the text, the grid, and the format.

Range. Often, if there is a minimum value in the chart, *geoChart* uses it as the baseline. That is, in a column chart with a minimum value of 3, the bottom line of the chart will be made equal to 3, and any value of 3 simply won't have a column. This might prove confusing to a reader, so you'll probably want to change the range to begin at 0 or 2 so that a column will ap-

pear. Also, in the example mentioned earlier, a set of scores on one kind of test, such as an IQ test, would probably have similar—but not identical—ranges. The maximum on one test might be 125, for instance, and the maximum on the other might be 130. Using the range option, you can adjust the scattergram so the ranges of scores on both axes are the same.

Marker. You can select the pattern used for the individual values used in the chart. You can, in fact, select any of the familiar 32 patterns available in *geoPaint*. In scattergrams and line graphs, you can select the symbol used to identify the points charted. You have the choice of a square, a filled square, a diamond, or a filled diamond.

Text. You can change the font used for virtually all the text on the chart with the exception of the values, which are always in the system font. You can also cast text in bold, italic, reverse, outline, or underline type styles. Further, you can select whether a specific text section is visible or not. Although you can use any point size available, text above a point size of about 12 will look out of proportion, and in some circumstances it will cause the text to run off the screen.

The text-formatting option also allows you to edit the text sections of the chart.

Grid. There are three options for the background grid: no grid, a set of solid lines, and a set of dotted lines.

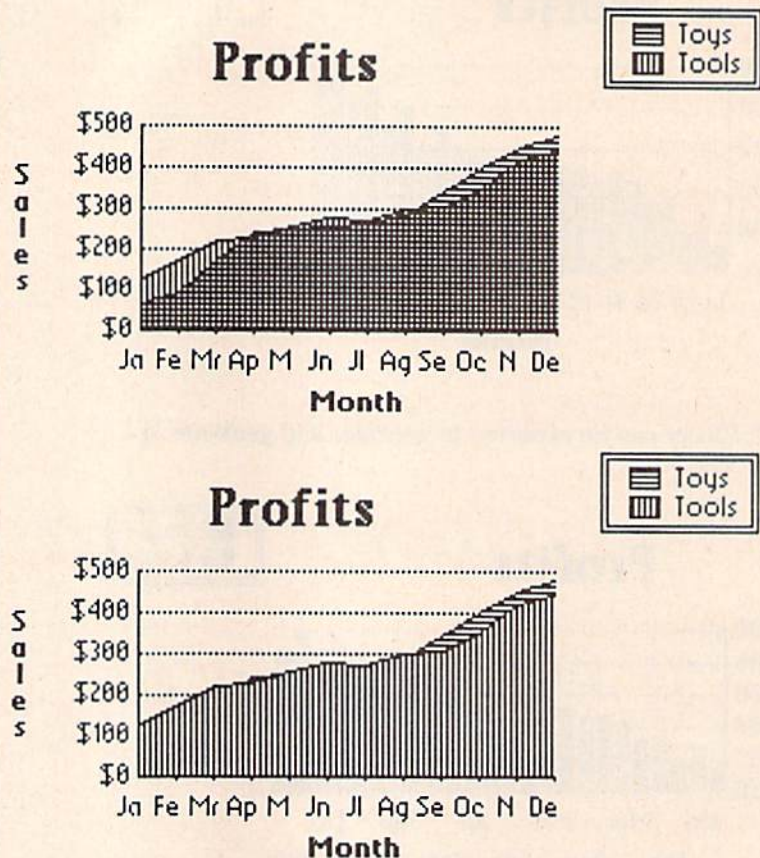
Format. You have a complete selection of number formats available. Guessing that most charts will involve money, the designers of *geoChart* made the default format cast the range values in dollars, but there are 14 different formats in all—some involving dollars, percentages, and scientific notation.

When your chart is formatted to the nines, select Copy from the Edit menu and you will be given the option of saving the chart full-size as a photo scrap for *geoPublish*, or reduced-size for export to *geoPaint* or *geoWrite*. The full-size photo scrap is intended for use with *geoPublish*.

Almost There

geoChart is a quick, powerful utility, and it's flexible like other GEOS

Figure 4. Transparent (top) or opaque area charts can represent data more dramatically than line charts can.



utilities. It can create attractive and interesting charts of various kinds, utilizing data entered with a variety of utilities. It is not perfect, however.

For instance, each time you make a change in formatting, the chart has to be completely redrawn. That occurs quickly, however, taking perhaps 10–15 seconds for a very complex chart. But it can become tedious if you are making many changes.

Another slightly tiresome aspect is the widget chart, drawn each time you open *geoChart* to create a new chart. The purpose is to make *geoChart* immediately appealing visually and to reassure a newcomer of the program's speed and friendliness. Once this point is made, however, it would be nice to be able to turn off this feature and start the program in Data mode.

geoChart offers no option for entering missing values. You have to enter 0 as a placeholder in the event of missing data. Failure to enter 0 for a missing value will ruin the formatting of the rest of the

series.

If you have many small values to chart, you will have formatting problems in trying to incorporate them into a pie or unibar chart. A pie with many values of, say, 1 or 2 percent will write values over each other. Under similar circumstances, the unibar chart won't write values over each other, but it will fail to write the values next to the appropriate sections of the bar, and it will write only 15 values vertically. If you have 16 or more values, some of them will simply be lost, though they will still be represented on the unibar.

As always, Berkeley's documentation (among the best in the industry) is complete and readable. The program comes on a single disk and must be installed (for copy protection); it includes the new version of the Note Pad, which doesn't have to be installed.

There is no quicker or easier way to present data than with a graph or chart, and *geoChart* is a simple and inexpensive way to produce good-looking graphs and charts. ■



Sound Wedge

Stacy J. Prowell

If you've ever added sound effects to a BASIC program, you know how difficult and time-consuming it can be to get just the right sound. With "Sound Wedge," you don't have to worry about arcane POKEs or intricate timing loops. Sound Wedge lets you add sound effects and music to your BASIC programs with a few simple PRINT commands.

The 64's SID chip can create some pretty incredible sound effects, but, unfortunately, BASIC doesn't include commands that allow you to program sound easily. Sound Wedge makes the job easier by adding new features to the familiar PRINT command. (If you've ever used the SOUND and PLAY commands from the 128's BASIC 7.0, then you have an idea of how to use Sound Wedge.)

Typing It In

Program 1, Sound Wedge, is written in machine language, so use "MLX," the machine language entry program found elsewhere in this

Adding sophisticated sound and music to your BASIC programs is quick and easy with this utility for the 64.

issue, when entering it. When MLX prompts you, respond with the values given below.

Starting address: 0801
Ending address: 0D70

Be sure to save a copy of the program before leaving MLX.

Program 2, "Sound Wedge Demo," is an example of how to use Sound Wedge from a BASIC program. To prevent typing errors, use "The Automatic Proofreader," found elsewhere in this issue, when entering Program 2. Save a copy of the program to tape or disk when you've finished typing.

Getting Started

Install Sound Wedge by loading and running Program 1. Although it's written entirely in machine language, you can load and run it as if it were a BASIC program. Once Sound Wedge is installed, you can program the SID chip using the PRINT command.

Load and run Program 2, Sound Wedge Demo, to hear some of the sound capabilities of Sound Wedge. Be sure that Sound Wedge is installed before running the demo.

Sound Wedge creates 19 new commands, each introduced by BASIC's PRINT command. Many of these commands require numeric arguments, which are placed immediately following the command. Any characters located between a command and its argument are completely ignored by Sound Wedge. Also, because the 64 prints a space after a number, you must always place one character as a delimiter after a numeric argument. The delimiter will not be printed.

You can print numeric arguments in a number of different ways. For example,

```
PRINT "{V}15"
PRINT "{V}15 ";
PRINT "{V}"(3*2+9);
V=15: PRINT "{V}"V;
```

all set the volume to 15. Note that in the first example above, no semicolon is placed after the command. Without the semicolon, the PRINT command prints a carriage return after the string. The carriage return character is used by the wedge as the delimiter and is not printed. It may appear that no delimiter is printed after the last two examples, but because of the way the 64 formats numbers, PRINT sends an extra space after the number; this space is used as the delimiter.

Be careful when passing parameters to Sound Wedge. If a command doesn't require a numeric parameter, no delimiter is needed. If a numeric parameter is used, one character must be used as a delimiter between the parameter and the next command. Anything that isn't a command, an argument for a command, or a delimiter will be printed on the screen.

Sound Wedge doesn't print characters that it thinks are commands. This can lead to conflicts. For example, CTRL-2 (CHR\$(5)) is normally used to change the character color to white. When Sound Wedge is installed, CTRL-E (also CHR\$(5)) is used to erase the current voice's data. To get around this problem, you can disable Sound Wedge by printing CTRL-Z. CTRL-X reenables it. See Sound Wedge Demo for an example.

Sound Wedge Commands

Each Sound Wedge command with its description is listed below. The key sequence necessary to generate each command and any parameters needed by the command are listed on the left side of the column; the ASCII equivalent of each command is listed on the right.

The following commands affect either Sound Wedge itself or all three voices:

CTRL-Z **CHR\$(26)**
Disable Sound Wedge. All characters except CTRL-X are passed on to the print routine without interpretation. CTRL-X is screened out so that Sound Wedge can be reena-

Command	ASCII Value	Description
CTRL-Z	26	Disable Sound Wedge
CTRL-X	24	Enable Sound Wedge
CTRL-C	3	Clear all voices and reset SID chip
CTRL-V <i>n</i>	22	Set the volume level to <i>n</i>
f1	133	Select voice 1
f3	134	Select voice 2
f5	135	Select voice 3
f7	136	Select all three voices
CTRL-A <i>n</i>	1	Set attack
CTRL-D <i>n</i>	4	Set decay
CTRL-S <i>n</i>	19	Set sustain
CTRL-R <i>n</i>	18	Set release
CTRL-W <i>n</i>	22	Select waveform <i>n</i> = 1 triangle 2 sawtooth 3 pulse 4 noise
CTRL-F <i>n</i>	6	Set frequency
CTRL-£ <i>n</i>	28	Set pulse rate
CTRL-L <i>n</i>	12	Set sound to play <i>n</i> /10 seconds
CTRL-E	5	Clear (Erase) the current voice
CTRL-P	16	Play
CTRL-B <i>n</i>	2	Toggle the bits of the control register which are set in <i>n</i>

bled. See CTRL-X.

CTRL-X **CHR\$(24)**
Enable Sound Wedge. CTRL-X causes Sound Wedge to intercept all characters and interpret those that it recognizes as commands. See CTRL-Z.

CTRL-C **CHR\$(3)**
Clear all three voices and reset the SID chip.

CTRL-V *n* **CHR\$(22)**
Set the volume to *n*, where *n* is a value between 0 and 15.

f1 **CHR\$(133)**
Activate voice 1. Commands following this one operate on voice 1. For example, printing CHR\$(133) followed by the attack command sets the attack for voice 1.

f3 **CHR\$(134)**
Activate voice 2. See f1.

f5 **CHR\$(135)**
Activate voice 3. See f1.

f7 **CHR\$(136)**
Activate all voices. This is used to play all three voices together. When all three voices are selected, commands which change voice parameters do not work. See CTRL-P.

The following commands affect only the voice that is currently active:

CTRL-A *n* **CHR\$(1)**
Set the current voice's attack value to *n*, where *n* is in the range 0-15.

CTRL-D *n* **CHR\$(4)**

Set the current voice's decay value to *n*, where *n* is in the range 0-15.

CTRL-S *n* **CHR\$(19)**
Set the current voice's sustain value to *n*, where *n* is in the range 0-15.

CTRL-R *n* **CHR\$(18)**
Set the current voice's release value to *n*, where *n* is in the range 0-15.

CTRL-W *n* **CHR\$(23)**
Select the waveform for the current voice; *n* must have one of the following values:

- 1 Triangle
- 2 Sawtooth
- 3 Pulse
- 4 Noise

CTRL-F *n* **CHR\$(6)**
Set the frequency of the current voice to *n*; *n* must be in the range 0-65535.

CTRL-£ *n* **CHR\$(28)**
Set the pulse rate to *n* for the current voice; *n* must be a value in the range 0-4095. This command is meaningful only if the pulse waveform has been selected. See CTRL-W.

CTRL-L *n* **CHR\$(12)**
Set the length of the sound. The variable *n* is approximately the number of tenths of a second the sound is to play; *n* must be a value in the range 0-255. See CTRL-P.

CTRL-P **CHR\$(16)**
Play the current sound. The play command plays the attack/decay cycle of the currently active voice or

voices for the length of time defined with CTRL-L. When the sound stops playing, the release cycle begins. If all three voices are activated, CTRL-P plays the voices together.

CTRL-E CHR\$(5)
Erase the current voice's sound registers. This command clears all the settings for the active voice. It is a good idea to begin defining a voice with this command.

CTRL-B n CHR\$(2)
Set or clear bits in the current voice's control register. CTRL-B XORs (eXclusive ORs) the control register with *n*, effectively toggling the bits in the control register which correspond to the bits set in *n*. For example, to start the attack/decay sequence without using the play command, use a value of 1 for *n*. Other useful values of *n* include

- 8 Disable the current voice
- 4 Set ring modulation
- 2 Set synchronization

Helpful Hints

Sound Wedge commands may be printed directly in PRINT statements, but there's a better way. By

defining string variables to contain the information to set up and play specific sounds, you can reuse sequences of commands without having to retype the strings. Each time you print the variable, Sound Wedge plays the sound. If you use the same sound frequently in your program, this technique can save quite a bit of memory.

If you use several similar sounds, don't include the play command (CTRL-P) in your definition. You can print the variable to set up the sound, print commands to change a few values, and then play the sound.

Customizing Sound Wedge

Sound Wedge itself occupies only about 1024 bytes of memory when it's running. To make Sound Wedge more flexible, a relocater is built into the program. The relocater adds approximately 500 more bytes to the program.

If you list Sound Wedge, you'll see one BASIC program line:

```
51200 SYS2061
```

The line number corresponds to the location where the relocater pro-

gram installs Sound Wedge. Relocating Sound Wedge is simply a matter of changing the line number without disturbing the rest of the program. Follow these steps to relocate Sound Wedge:

- List Sound Wedge. You should see one BASIC program line.
- Type the old line number on a line by itself and press RETURN. (This erases the line from memory.)
- Cursor up to the old line and change the line number to the address where you want Sound Wedge to reside. Be sure to press RETURN after you've changed the line number.

It is important that you execute these steps in the correct order. If you try to change the line number before erasing the old line, the machine language will be corrupted.

Sound Wedge is disabled by RUN/STOP-RESTORE. To reen-able it, type *SYS line number*, where *line number* is the BASIC line number you see when you list Sound Wedge.

See program listings on page 83. ☐

**ON
DISK**

GAZETTE 5-YEAR INDEX

**ON
DISK**

Complete from July 1983 through December 1988

Everything's included! Features, Games, Reviews, Education/Home Applications, Programming, Bugswatter, Feedback, Columns

- Superb interface, including pull-down menus, help screens, and keyboard, joystick, or mouse control
- Super-fast searching and sorting capabilities
- Options screen allows you to choose text colors, drive number, and input device
- Full documentation on disk
- Three modes of operation—Browse Mode for quick scanning, View Mode for detailed information and descriptions, and Edit Mode for adding items from upcoming issues
- Print to any printer
- Turbo-load option for maximum speed

YES! Send me _____ copies of the GAZETTE 5-Year Index Disk.

I've enclosed \$5.95 plus \$2 postage and handling (\$7.95 total) for each copy.

_____ Amount
_____ Sales Tax*
_____ Total

ORDER NOW!

Name _____

Address _____

City _____ State _____ ZIP _____


Mail personal check or money order for \$7.95 to:

GAZETTE 5-Year Index Disk
P.O. Box 5188
Greensboro, NC 27403

*New York residents add 8¼-percent sales tax. North Carolina residents add 5-percent sales tax. All orders must be paid in U.S. funds by a check drawn on a U.S. bank. Sorry, no credit card orders accepted. Please allow 4-6 weeks for delivery.

Gabby

Robert Bixby



This powerful notepad is an ideal sidekick for the 64. "Gabby" is always ready for action, even while you're running another program.

Throw away the notepad you keep by your computer. "Gabby" is a *SpeedScript*-compatible mini-word processor that you can call up at any time. It also features a clock and a directory reader.

With Gabby, you can change gears from programming to writing with the touch of a key. Instead of loading *SpeedScript*, just press CTRL-RUN/STOP to activate the built-in word processor. After you've finished your note, return to your BASIC program without missing a beat. Gabby resides in hidden memory; it does not steal memory from BASIC.

Getting Started

Gabby is written entirely in machine language, so you'll need to use "MLX," the machine language entry program located elsewhere in this issue, when you enter the program. When prompted by MLX, respond with the values given below.

Starting address: 0801
Ending address: 1B78

Be sure to save a copy of the program when you've finished typing.

Load and run Gabby the way you would a BASIC program. The program will install itself at \$C000 (49152). Now you can activate it by

pressing CTRL-RUN/STOP or by typing SYS 49152. A gray screen with dark gray text appears. Simply begin typing.



A keypress brings you "Gabby," a mini-word processor that's always ready to go.

You can use the cursor keys to move through the text. Press HOME to go to the top left corner of the screen. A second HOME puts you at the start of the file. CLR (SHIFT-HOME) clears all text. CTRL-HOME moves you to the end of the file. Commodore-HOME takes you to the beginning. (The Commodore key is located below the RUN/STOP key at the lower left of the keyboard.)

Gabby toggles between insert and overwrite mode when you

press CTRL-I. This is indicated by the letter *I* or *O* in the lower right corner of the edit window. CTRL-Q exits the program and restores the screen. When you reenter the editor, the text from your previous session reappears.

To load a document, press f7. Save the document by pressing f8. For a disk directory, press CTRL-4. The screen clears and the directory is displayed. Press any key to pause the directory listing. After you've read the directory, press any key to return to Gabby.

To issue a disk command from within Gabby, press CTRL-↑ and enter the appropriate command. (The up-arrow key is located above the RETURN key.) For example, you scratch a file by pressing CTRL-↑ and then typing `S0:filename` at the disk-command prompt.

When you activate the program, the clock is set to 1:00:00 a.m. The timer will not start until you enter the correct time of day. Press CTRL-T and then type in the time. The cursor remains in the text window. The seconds value can be typed in, but it's ignored. Press RETURN when you have finished.

This clock gives approximate time (disk access interrupts it), so don't trust it for important appointments.

Building Blocks

Gabby has powerful block commands for moving, copying, or deleting sections of text. To define a block of text, first move the cursor to the beginning of the block and press Commodore-←. (The back-arrow key is at the upper left corner of the keyboard.) Now the screen border turns yellow, awaiting the end-of-block definition. Move the cursor to the last character you want to include in the block and press Commodore-← again.

The green border gives the go-ahead for move, copy, or delete commands. Delete the block with Commodore-D. For the other commands, position the cursor to the new location and then press Commodore-M for *move* or Commodore-C for *copy*. Don't attempt any block commands when the screen border is yellow, because this causes the computer to lock up.

Gabby's documents have the same format as that of *SpeedScript* files, but you'll need *SpeedScript* for

making printouts. Use either program for editing files and *SpeedScript* for making hardcopy.


Memory Machinations

Gabby uses the memory hidden under Kernel ROM, BASIC ROM, and the 4K of free memory at 49152. File size is limited to 15K (approximately eight typewritten pages). Large files may cause block commands to fail. There are slide bars on the right and the bottom window borders. The bottom one indicates how much free memory is left. As it approaches the right edge, you should be aware that you're getting close to running out of memory. The bar on the right represents the current position in the file. When this reaches the bottom, you're at the end of the file.

If you press RUN/STOP-RE-STORE, you'll disable the CTRL-RUN/STOP activation. In this case, use SYS 49152 to reactivate Gabby. This utility stores screen information when activated. The screen border, background, and text are restored when you exit by pressing CTRL-Q.

See program listing on page 84. ●

Introducing the World's Eighth Wonder.



TURBO MASTER CPU™

4.09 MHz Accelerator Cartridge for C64

- Four times faster processing speed combined with five times faster disk Load and Save.
- Software actually *runs* four times as fast. Basic, word-processor scrolling and search, spreadsheets, assemblers, graphics, GEOS etc. Compatible with most software.
- Why upgrade when you can enjoy dazzling performance from your C64 now?
- Introductory price only \$179.

Data acquisition and control interfaces C64 & C128



80-line Simplified Digital I/O Board
with ROM cartridge socket
Model SS100 Plus \$129. Additional \$119.



Original Ultimate Interface
Universally applicable dual 6522 versatile interface adapter board.
Model 64IF22 \$169. Additional \$149.

16-Channel, 8-bit analog-to-digital conversion module.
Requires model 64IF22. Model 64IF/ADC0816 \$69.

Interface boards include extensive documentation and program disk. Manuals available separately for examination. Call or write for detailed brochure.

Resources for Serious Programmers

- Symbol Master Multi-Pass Symbolic Disassembler. C64 & C128. \$49.95
- PTD6510 super-powerful Symbolic Debugger. C64. \$49.95
- MAE64 6502/65C02 Macro Editor /Assembler. \$29.95
- C64 Source Code Book. Kernel and Basic ROMs. \$29.95

SCHNEDLER SYSTEMS

Dept. G02, 25 Eastwood Road, P.O. Box 5964
Asheville, North Carolina 28813 Telephone: (704) 274-4646

VISA and Mastercard accepted.
All prices include shipping
prepaid to US addresses.

"We engineer miracles."

BEFORE TYPING . . .

Before typing in programs, please refer to "How to Type In COMPUTE!'s GAZETTE Programs," elsewhere in this issue.

Tank Ambush

See instructions in article on page 26 before typing in.

```
0801:0C 08 0A 00 9E 20 32 30 64
0809:36 32 00 00 00 A2 64 A9 BD
0811:00 9D 3C 03 CA 10 FA A9 76
0819:00 8D 15 D0 8D 1A D0 20 D2
0821:08 08 AD 55 03 8D 56 03 AB
0829:A2 18 A9 00 9D 00 D4 CA 27
0831:D0 FA A9 1F 8D 18 D4 A9 AF
0839:14 8D 16 D4 A9 0A 8D 15 6C
0841:D4 A9 AA 8D 07 D4 A9 01 34
0849:8D 08 D4 A9 02 8D 09 D4 84
0851:8D 0A D4 A9 00 8D 0C D4 03
0859:A9 F0 8D 0D D4 A9 41 8D 5A
0861:0B D4 A9 F2 8D 17 D4 20 23
0869:B1 0F 20 BB 12 20 1F 12 37
0871:20 A2 14 A9 02 8D 3F 03 1F
0879:8D 3E 03 8D 45 03 8D 48 B2
0881:03 8D 52 03 20 90 0A 18 60
0889:A2 08 A0 0B 20 F0 FF A2 19
0891:00 BD C5 08 20 D2 FF E8 7F
0899:E0 13 D0 F5 A9 00 8D 18 D8
08A1:D4 A9 7C 8D 1B D0 A9 00 5E
08A9:48 A9 01 48 A0 00 A2 00 37
08B1:CA D0 FD 88 D0 F8 68 D0 AF
08B9:F5 20 A1 0F AD 42 03 D0 3F
08C1:F8 4C 0E 08 92 9C 47 20 59
08C9:41 20 4D 20 45 20 20 39
08D1:4F 20 56 20 45 20 52 A9 57
08D9:00 8D 21 D0 8D 20 D0 A9 B6
08E1:93 20 D2 FF 20 99 09 A2 3A
08E9:00 A9 0D 8D 3C 03 A9 0A 2A
08F1:8D 3D 03 A9 51 A0 5A 20 F4
08F9:66 09 A9 5A 8D D1 04 A9 BF
0901:0A 8D 01 D8 A9 51 8D E6 D7
0909:04 A9 0D 8D E6 D8 20 8E 6B
0911:09 A2 00 A9 0A 8D 3C 03 EC
0919:A9 0D 8D 3D 03 A9 5A 00 DC
0921:51 20 66 09 A9 0D 8D D1 AF
0929:D8 A9 51 8D D1 04 A9 5A 61
0931:8D E6 04 A9 0A 8D E6 D8 0C
0939:20 8E 09 20 AF 09 AD 00 1F
0941:DC 29 10 F0 03 4C E8 08 40
0949:AD 3C 07 C9 B1 D0 06 A9 45
0951:00 8D 55 03 60 C9 B2 D0 02
0959:06 A9 D7 8D 55 03 60 A9 CD
0961:B9 8D 55 03 60 9D A9 04 5F
0969:9D F9 04 48 AD 3C 03 9D CF
0971:A9 D8 9D F9 D8 98 E8 9D 7A
0979:A9 04 9D F9 04 AD 3D 03 09
0981:9D A9 D8 9D F9 D8 E8 AE
0989:E0 16 D0 D9 60 A2 96 A0 A4
0991:00 88 D0 FD CA D0 F8 60 AB
0999:18 A2 05 A0 0A 20 F0 FF BD
09A1:A2 00 BD D3 09 20 D2 FF 68
09A9:E8 E0 BD D0 F5 60 AD 00 B9
09B1:DC 29 0F C9 0E F0 05 C9 03
09B9:0D F0 0C 60 AD 3C 07 C9 4C
09C1:B3 F0 03 EE 3C 07 60 AD A5
09C9:3C 07 C9 B1 F0 03 CE 3C 7D
09D1:07 60 12 9A 54 20 41 20 31
09D9:4E 20 4B 20 20 41 20 4D 1A
09E1:20 42 20 55 20 53 20 48 C4
09E9:0D 0D 0D 20 20 20 20 4B
09F1:20 20 20 20 20 20 9B 20 FA
09F9:20 20 20 20 20 20 20 0C
0A01:20 20 20 20 20 20 20 15
0A09:20 0D 0D 0D 20 20 20 C4
0A11:20 20 20 20 20 20 20 25
```

```
0A19:20 43 4F 50 59 52 49 47 EA
0A21:48 54 20 31 39 38 39 0D AF
0A29:0D 20 20 20 20 20 20 B3
0A31:43 4F 4D 50 55 54 45 21 11
0A39:20 50 55 4E 4C 49 43 41 8F
0A41:54 49 4F 4E 53 2C 20 49 75
0A49:4E 43 2E 0D 0D 20 20 20 35
0A51:20 20 20 20 20 20 41 86
0A59:4C 4C 20 52 49 47 48 54 1C
0A61:53 20 52 45 53 45 52 56 70
0A69:45 44 2E 0D 0D 0D 0D 8B
0A71:20 20 20 20 20 20 20 85
0A79:20 20 9F 44 49 46 46 49 17
0A81:43 55 4C 54 59 20 4C 45 84
0A89:56 45 4C 20 20 12 31 AD FE
0A91:50 03 F0 0C 20 4C 0C AD 65
0A99:57 03 F0 01 60 4C B3 0A ED
0AA1:CE 51 03 D0 0D CE 52 03 2A
0AA9:D0 08 20 24 0C A9 04 8D 0B
0AB1:52 03 AD 46 03 F0 06 20 D1
0AB9:26 0E 4C 02 0B CE 47 03 33
0AC1:0D 14 CE 48 03 D0 0F A9 C4
0AC9:02 8D 48 03 AD 42 03 D0 C8
0AD1:05 A9 01 8D 46 03 20 A1 EB
0AD9:0F CE 40 03 D0 08 20 21 69
0AE1:0D A9 96 8D 40 03 CE 41 7F
0AE9:03 D0 08 20 52 D0 A9 0A DA
0AF1:8D 41 03 AD 4C 03 F0 09 B1
0AF9:20 81 0B AD 1E D0 4C 3C C3
0B01:0B CE 44 03 D0 09 20 4B 3F
0B09:0B AD 55 03 D0 44 03 AD 1C
0B11:1E D0 8D 4B 03 A2 00 BD 31
0B19:21 0E 2D 4B 03 DD 21 0E 7D
0B21:F0 8B E8 0E 04 D0 F0 4C 6E
0B29:3C 0B AD 4B 03 29 04 C9 19
0B31:04 D0 08 8E 4D 03 A9 01 32
0B39:8D 4C 03 A2 64 CA D0 FD A1
0B41:AD 8D 02 C9 01 F0 F4 4C 70
0B49:90 0A A2 00 A0 00 B9 07 FD
0B51:D0 C9 9B B0 17 C9 5F D0 30
0B59:03 FE FB 07 C9 82 D0 03 9D
0B61:FE FB 07 18 B9 07 D0 69 4D
0B69:01 99 07 D0 E8 C8 C8 00 11
0B71:08 D0 DB AD 50 03 C9 02 3A
0B79:F0 05 98 AA FE 07 D0 60 1D
0B81:AD 4F 03 D0 39 A9 FF 8D AD
0B89:4E 03 A9 02 8D 4F 03 AD 3A
0B91:4D 03 A8 18 6D 4D 03 AA F6
0B99:BD 07 D0 C9 5F B0 05 A9 78
0BA1:C7 4C 80 0B C9 73 B0 05 F7
0BA9:A9 C8 4C 0B 0B A9 C9 99 87
0BB1:FB 07 CE 55 03 20 04 0C 63
0BB9:A0 19 20 84 0F 60 CE 4E 98
0BC1:03 D0 33 CE 4F 03 D0 2E 37
0BC9:A9 00 8D 4C 03 AD 4D 03 97
0BD1:A8 18 6D 4D 03 AA A9 4B 26
0BD9:9D 07 D0 B9 F8 0B 9D 06 6B
0BE1:D0 AD 10 D0 39 1C 0E 19 4A
0BE9:FC 0B 8D 10 D0 B9 00 0C 6D
0BF1:99 FB 07 20 1E 0C 60 1B 80
0BF9:7C 0E 40 00 00 00 40 C1 D0
0C01:C4 C1 C4 A9 0F 8D 13 D4 C8
0C09:A9 4C 8D 14 D4 A9 64 8D 9F
0C11:0E D4 A9 04 8D 0F D4 A9 D6
0C19:81 8D 12 D4 60 A9 80 8D 1D
0C21:12 D4 60 A2 00 BD 07 D0 83
0C29:C9 96 B0 19 E8 E8 E0 08 28
0C31:D0 F3 A2 00 BD 07 D0 C9 78
0C39:78 B0 07 E8 E8 E0 08 D0 D4
0C41:F3 60 A9 01 2C A9 02 8D 4A
0C49:50 03 60 AD 54 03 D0 6C ED
0C51:A9 28 8D 53 03 A9 02 8D 7F
0C59:54 03 AD 50 03 C9 02 D0 2B
0C61:34 38 AD 56 03 ED 55 03 3A
0C69:4A 18 6D 55 03 8D 55 03 AB
0C71:A9 02 8D 20 D0 A9 80 8D 4E
0C79:1D 0D A5 A2 C9 7F 90 03 A3
0C81:A9 C3 2C A9 6E 8D 0E D0 16
0C89:A9 C8 8D 0F D0 A9 05 8D 10
0C91:54 03 4C A9 0C A9 A7 8D 9C
0C99:0F D0 A5 A2 C9 7F B0 03 FC
0CA1:A9 6E 2C A9 E6 8D 0E D0 A4
0CA9:AD 15 D0 09 80 8D 15 D0 BD
0CB1:AD 10 D0 29 7F 8D 10 D0 74
0CB9:20 04 0C 60 CE 53 03 D0 05
```

```
0CC1:25 CE 54 03 D0 20 AD 50 8D
0CC9:03 C9 02 D0 03 20 E8 0C 99
0CD1:AD 15 D0 29 7F 8D 15 D0 DF
0CD9:A9 00 8D 1D D0 8D 20 D0 18
0CE1:8D 50 03 20 1E 0C 60 CE E7
0CE9:C4 07 AD C4 07 C9 30 D0 B8
0CF1:06 A9 01 8D 57 03 60 A2 9A
0CF9:00 A0 00 B9 F8 0B 9D 06 0B
0D01:D0 AD 10 D0 39 1C 0E 19 6D
0D09:FC 0B 8D 10 D0 B9 00 0C 90
0D11:99 FB 07 A9 4B 9D 07 D0 22
0D19:C8 E8 E8 E0 08 D0 DC 60 9A
0D21:AD 43 03 C9 0E F0 08 C9 ED
0D29:0A F0 04 C9 06 D0 0B AD DB
0D31:03 D0 C9 B7 90 1A CE 03 43
0D39:D0 60 C9 0D F0 08 C9 09 22
0D41:F0 04 C9 05 D0 0A AD 03 6B
0D49:D0 C9 C8 B0 03 EE 03 D0 0D
0D51:60 AD 43 03 C9 0C B0 22 A1
0D59:C9 09 90 1E A9 02 8D 08 07
0D61:D4 20 A4 D0 CE 3F 03 D0 9D
0D69:34 20 2D 0F A9 02 8D 3F EB
0D71:03 8D 3E 03 A9 01 8D 08 DC
0D79:D4 60 AD 43 03 C9 05 90 D9
0D81:1C C9 08 B0 18 A9 02 8D 21
0D89:08 D4 20 DC 0D CE 3E 03 D1
0D91:D0 0B 20 D4 0E A9 02 8D D0
0D99:3F 03 8D 3E 03 A9 01 8D F7
0DA1:08 D4 60 A2 00 A0 00 BD 6B
0DA9:07 D0 C9 81 B0 0A C9 5E 6C
0DB1:B0 03 20 CE 0D 20 CE 0D 69
0DB9:20 CE 0D C8 E8 E8 E0 08 7A
0DC1:D0 E5 AD 50 03 C9 02 F0 AC
0DC9:03 20 CE 0D 60 BD 06 D0 EE
0DD1:C9 FF D0 03 20 12 0E FE 7E
0DD9:06 D0 60 A2 00 A0 00 BD A1
0DE1:07 D0 C9 81 B0 0A C9 5E A4
0DE9:B0 03 20 06 0E 20 06 0E 8C
0DF1:20 06 0E C8 E8 E8 E0 08 A0
0DF9:D0 E5 AD 50 03 C9 02 F0 E4
0E01:03 20 06 0E 60 BD 06 D0 1F
0E09:D0 03 20 12 0E DE 06 D0 3C
0E11:60 B9 21 0E 4D 10 D0 8D AA
0E19:10 D0 60 F7 EF DF BF 7F FA
0E21:08 10 20 40 80 AD 49 03 9D
0E29:D0 33 20 B4 0E A2 00 EE B3
0E31:03 D0 E8 E0 03 D0 F8 A9 25
0E39:01 8D 49 03 A9 00 8D 4A 45
0E41:03 AD 03 D0 38 E9 0F 8D CC
0E49:05 D0 AD 15 D0 09 04 8D 63
0E51:15 D0 A9 CA 8D FA 07 A9 1E
0E59:02 8D 29 D0 60 CE 4A 03 E1
0E61:D0 1E A2 00 CE 03 D0 E8 CE
0E69:0E 03 D0 F8 A9 00 8D 49 12
0E71:03 8D 46 03 AD 15 D0 29 F7
0E79:FB 8D 15 D0 20 CE 0E 60 5F
0E81:AD 4A 03 C9 C8 D0 F8 AD 2D
0E89:03 D0 38 E9 B4 0A 0A 18 FA
0E91:69 4B AA E0 64 B0 05 A9 32
0E99:CB 4C A8 E0 E0 7D B0 05 0A
0EA1:A9 CC 4C A8 0E A9 CD 8D 18
0EA9:FA 07 8E 05 D0 A9 0A 8D F5
0EB1:29 D0 60 A9 00 8D 00 D4 48
0EB9:A9 04 BD 01 D4 A9 29 8D 9A
0EC1:05 D4 A9 0B 8D 06 D4 A9 53
0EC9:81 8D 04 D4 60 A9 80 8D 10
0ED1:04 D4 60 A9 00 85 FB A9 83
0ED9:04 85 FC A9 00 85 FD A9 4F
0EE1:D8 85 FE A2 04 A0 00 B1 2A
0EE9:FB 8D 3C 03 B1 FD 8D 3D FC
0EF1:03 C8 B1 FB 88 91 FB C8 03
0EF9:B1 FD 88 91 FD C8 C8 C0 FD
0F01:28 D0 EF A0 27 AD 3C 03 DA
0F09:91 FB AD 3D 03 91 FD 18 EA
0F11:A5 FB 69 28 85 FB A5 FC 15
0F19:60 00 85 FC A5 FD 69 28 8C
0F21:85 FD A5 FE 69 00 85 FE 7B
0F29:CA 10 BA 60 A9 00 85 FB 62
0F31:A9 04 85 FC A9 00 85 FD FB
0F39:A9 D8 85 FE A2 04 A0 27 90
0F41:B1 FB 8D 3C 03 B1 FD 8D 15
0F49:3D 03 88 B1 FB C8 91 FB 15
0F51:88 B1 FD C8 91 FD 88 88 8A
0F59:10 F1 A0 00 AD 3C 03 91 06
0F61:FB AD 3D 03 91 FD 18 A5 1B
```


0F69:FB 69 28 85 FB A5 FC 69 17
0F71:00 85 FC A5 FD 69 28 85 56
0F79:FD A5 FE 69 00 85 FE CA 55
0F81:10 BC 60 20 8B 0F 88 D0 5F
0F89:FA 60 A2 05 FE E0 07 BD 29
0F91:E0 07 C9 3A D0 09 A9 30 EC
0F99:9D E0 07 CA 4C 8D 0F 60 63
0FAl:AD 00 DC AB 29 0F 8D 43 A0
0FA9:03 98 29 10 8D 42 03 60 71
0FB1:A9 0A 85 FB A9 10 85 FC 2D
0FB9:A9 00 85 FD A9 30 85 FE 55
0FC1:A0 00 20 F2 0F C9 63 F0 BA
0FC9:09 20 E9 0F 98 D0 18 4C 27
0FD1:C3 0F 20 F2 0F 48 20 F2 95
0FD9:0F AA 68 20 E9 0F CA D0 2B
0FEl:FA 98 D0 03 4C C3 0F 60 DD
0FE9:91 FD E6 FD D0 02 E6 FE 68
0FE1:60 B1 FB AA E6 FB D0 02 A1
0FF9:E6 FC A5 9B C9 1F 90 07 32
1001:A5 FC C9 12 90 01 C8 8A 32
1009:60 00 FA 00 03 FA C0 07 45
1011:FA D0 17 FA D4 17 FA D4 43
1019:17 FA D4 17 FA D4 17 FA E3
1021:D4 17 FA D4 17 FA D4 17 83
1029:FA D4 17 FA D4 17 FA D4 5C
1031:17 FA D4 17 FA D4 17 FA FB
1039:D4 17 FA D4 17 FA D4 17 9B
1041:FA D4 17 FA D4 17 FA D4 74
1049:05 63 00 1F 10 00 00 74 AB
1051:00 00 A8 00 00 44 63 00 5E
1059:33 10 00 00 50 00 01 D4 70
1061:00 02 A8 00 03 5C 00 02 A2
1069:A8 00 01 04 63 00 27 04 AB
1071:00 00 04 00 01 55 00 01 70
1079:F5 00 01 55 00 0A AA 00 08
1081:0B 57 80 0A AA 80 55 55 64
1089:40 95 01 40 05 01 40 63 3F
1091:00 26 04 00 00 19 00 00 20
1099:15 00 00 7F 40 00 55 40 29
10A1:00 51 40 63 00 2C 15 00 2F
10A9:00 6A 40 00 66 40 00 37 D7
10B1:00 01 77 50 01 FF D0 01 B0
10B9:55 50 01 51 50 63 00 20 FD
10C1:04 00 00 55 40 01 AA A0 35
10C9:06 AA A4 06 A6 A4 06 B7 18
10D1:A4 03 F7 F0 17 77 75 1F B3
10D9:FF FD 1F FF FD 15 55 55 A1
10E1:15 55 55 15 40 55 63 00 FB
10E9:17 20 10 02 02 00 00 28 F7
10F1:80 00 4A 00 02 AA 20 00 96
10F9:6E 80 00 29 00 00 AA 80 D9
1101:00 1A 00 00 29 00 00 11 04
1109:63 00 18 80 80 00 04 10 04
1111:08 90 88 00 0A 20 02 28 69
1119:08 08 BA 20 00 A9 00 01 42
1121:6A 10 02 AA 80 00 6E 80 C8
1129:02 E9 80 02 AA 00 02 9A EA
1131:80 00 69 00 00 51 63 00 CC
1139:15 10 00 00 8A 00 08 22 70
1141:00 12 22 08 08 2A E0 21 78
1149:28 90 00 AE 88 08 BA 60 C8
1151:02 A9 80 01 8A A2 23 AA CE
1159:80 0A 6E 80 0A E9 E8 02 DF
1161:AA A0 10 9A 88 0A A9 A0 0D
1169:02 91 40 63 00 14 08 00 8F
1171:00 28 00 00 28 00 00 AA 89
1179:00 00 AA 00 00 AA 00 02 9D
1181:AA 80 02 AA 80 02 AA 00 06
1189:0A AA 00 0A AA A0 0A AA A6
1191:A0 0A AA A0 0A AA A0 0A 2C
1199:AA A0 0A AA A0 0A AA A0 48
11A1:0A AA A0 63 00 20 20 00 7E
11A9:00 80 00 00 88 00 00 20 4C
11B1:00 00 10 63 00 30 20 00 0D
11B9:00 80 00 02 08 00 00 A0 FC
11C1:00 00 A0 00 00 50 63 00 FF
11C9:27 20 63 00 04 02 22 00 60
11D1:00 20 00 08 A8 80 02 AA 72
11D9:00 00 A8 00 00 64 00 00 A2
11E1:10 63 00 15 04 63 00 04 E7
11E9:10 00 00 00 20 80 00 82 99
11F1:04 08 28 00 02 22 00 00 B5
11F9:08 00 02 28 80 00 2A 00 3B
1201:08 AA 20 02 AA 80 00 A2 F1
1209:00 02 AA 80 02 8A 80 0A 50

1211:AB A0 0A AA A0 01 AA 40 BD
1219:00 55 63 00 07 00 A9 C0 4B
1221:8D F8 07 8D F9 07 A9 CA 0E
1229:8D FA 07 A9 FF 8D 1C D0 8D
1231:A9 01 8D 27 D0 8D 28 D0 6C
1239:A9 00 8D 25 D0 A9 0F 8D 0F
1241:26 D0 A9 83 8D 17 D0 A9 2E
1249:00 8D 1B D0 A9 02 8D 29 DA
1251:D0 8D 2A D0 8D 2B D0 8D DB
1259:2C D0 8D 2D D0 8D 2E D0 36
1261:A9 AC 8D 00 D0 8D 02 D0 C8
1269:8D 04 D0 A9 CD 8D 01 D0 81
1271:A9 BE 8D 03 D0 A9 C1 8D 3A
1279:FB 07 8D FE 07 A9 C4 8D E4
1281:FC 07 8D FE 07 A9 CE 8D 91
1289:FF 07 A9 4D 8D 07 D0 8D 31
1291:09 D0 8D 0B D0 8D 0D D0 78
1299:A9 18 8D 06 D0 A9 7C 8D 5E
12A1:08 D0 A9 E0 8D 0A D0 A9 21
12A9:40 8D 0C D0 A9 40 8D 10 59
12B1:D0 AD 15 D0 09 7B 8D 15 BF
12B9:D0 60 A9 E7 85 FB A9 12 93
12C1:85 FC A0 00 B1 FB 20 D2 8C
12C9:FF E6 FB D0 02 E6 FC A5 7F
12D1:FB C9 A2 D0 EF A5 FC C9 A1
12D9:14 D0 E9 A9 5F 8D E7 07 1C
12E1:A9 07 8D E7 DB 60 93 92 E6
12E9:05 20 20 20 20 20 A4 AF 19
12F1:B9 A2 B9 AF A4 D0 20 20 87
12F9:20 20 A3 B7 B8 B7 A3 20 32
1301:20 20 20 20 20 20 20 27
1309:20 20 20 20 A4 AF B9 A2 47
1311:B9 AF A4 20 20 20 20 20 52
1319:20 20 20 20 20 20 20 3F
1321:20 20 20 20 20 20 20 47
1329:20 20 20 20 20 20 20 4F
1331:A3 B7 B8 B7 A3 0D 20 20 5B
1339:20 20 20 20 20 20 20 5F
1341:20 20 20 95 A4 AF B9 A2 D6
1349:12 B8 B7 A3 B7 B8 92 A2 40
1351:B9 AF A4 0D 12 B7 B8 92 19
1359:A2 B9 AF A4 AF B9 A2 12 3B
1361:B8 B7 A3 20 20 20 20 2A
1369:20 20 20 20 20 20 20 8F
1371:20 20 A3 B7 B8 92 A2 B9 AE
1379:AF A4 AF B9 A2 12 B8 B7 B8
1381:A3 92 0D 11 11 11 11 D0
1389:11 11 11 11 11 11 11 AF
1391:12 9E 20 20 20 20 20 50
1399:20 20 20 20 20 20 20 BF
13A1:20 20 20 20 20 20 20 C7
13A9:20 20 20 20 20 20 20 CF
13B1:20 20 20 20 20 20 20 D7
13B9:20 20 20 20 20 20 20 A4 E
13C1:90 C6 C6 C6 C6 C6 C6 CC
13C9:CE 9E DF 12 20 20 20 FD
13D1:20 20 20 20 20 20 20 F7
13D9:92 A9 90 CD C6 C6 C6 48
13E1:C6 C6 C6 9E DF 12 20 87
13E9:20 20 20 20 92 A9 90 5D
13F1:C6 C6 C6 C6 C6 C6 CE 20
13F9:20 CE 20 2E 20 2E 20 F2
1401:2E 20 2E 20 2E 20 CD 20 BD
1409:CD C6 C6 C6 C6 C6 C6 B4
1411:9E DF 12 20 20 20 20 A6
1419:92 A9 90 C6 C6 C6 C6 19
1421:C6 C6 CE 20 CE 2E 20 C9
1429:20 20 20 20 20 20 20 51
1431:20 20 2E CD 20 CD C6 A0
1439:C6 C6 C6 C6 C6 9E DF 12 3E
1441:20 20 20 92 A9 90 C6 99 65
1449:54 41 4E 4B 53 90 C6 AE A3
1451:20 CE 2E 20 20 20 20 E6
1459:20 20 20 20 20 20 20 81
1461:20 2E CD 20 CD C6 99 53 F0
1469:43 4F 52 45 90 C6 9E DF 62
1471:12 20 92 A9 90 C6 C6 8B
1479:99 33 90 C6 C6 C6 CE 20 C8
1481:CE 2E AF B9 A2 12 B8 B7 B4
1489:A3 20 20 20 20 A3 B7 B8 49
1491:92 A2 B9 AF 2E CD 20 CD 94
1499:C6 99 30 30 30 30 30 C7
14A1:C6 78 A9 C1 8D 14 03 A9 09
14A9:14 8D 15 03 A9 32 8D 12 55
14B1:D0 AD 11 D0 29 7F 8D 11 50

14B9:D0 A9 81 8D 1A D0 58 60 E2
14C1:AD 19 D0 8D 19 D0 30 07 6D
14C9:AD 0D DC 58 4C 31 EA AD D7
14D1:12 D0 C9 59 B0 0A A9 03 A0
14D9:8D 21 D0 A9 59 4C F6 14 C3
14E1:C9 D1 B0 0A A9 07 8D 21 BF
14E9:D0 A9 D1 4C F6 14 A9 0C 4B
14F1:8D 21 D0 A9 32 8D 12 D0 9A
14F9:4C BC FE 00 00 00 00 57

64 Runner

See instructions in article on page 61 before typing in.

1C01:3D 1C 64 00 99 22 93 4C 34
1C09:4F 41 44 20 41 20 46 49 24
1C11:4C 45 20 49 4E 20 31 32 E0
1C19:38 20 4D 4F 44 45 22 3A C9
1C21:99 22 41 4E 44 20 52 55 58
1C29:4E 20 49 54 20 49 4E 20 E1
1C31:36 34 20 4D 4F 44 45 2E AE
1C39:22 00 54 1C 6E 00 99 3A AF
1C41:85 22 46 49 4C 45 20 4E 28
1C49:41 4D 45 22 3B 4E 41 24 F9
1C51:00 71 1C 78 00 85 22 44 8F
1C59:45 56 49 43 45 20 4E 55 C3
1C61:4D 42 45 52 20 20 38 9D 2E
1C69:9D 22 3B 44 45 00 8D 94
1C71:1C 82 00 85 22 44 52 49 C0
1C79:56 45 20 4E 55 4D 42 45 C0
1C81:52 20 20 30 9D 9D 22 B2
1C89:3B 44 4E 00 AE 1C 8C 00 39
1C91:FE 11 28 4E 41 24 29 2C 90
1C99:42 31 2C 55 28 44 45 29 20
1CA1:2C 44 28 44 4E 29 2C 50 0A
1CA9:32 30 34 39 00 C0 1C 96 F2
1CB1:00 DE 9C 3A FE 02 31 35 70
1CB9:3A 9E 37 33 36 32 00 00 4B
1CC1:00 78 A9 07 8D 06 D5 A9 97
1CC9:7E 8D 00 FF A2 00 BD E2 18
1CD1:1C 9D 00 C0 E8 D0 F7 8E 94
1CD9:16 D0 A5 AE A4 AF 4C 00 6D
1CE1:C0 A2 E3 86 01 A2 2F 86 7F
1CE9:00 A2 00 8E 30 D0 A2 40 FD
1CF1:8E 06 D5 8D 60 C0 8C 61 07
1CF9:C0 A2 F7 8E 05 D5 A2 FF E7
1D01:9A D8 20 A3 FD 20 50 FD 0C
1D09:20 15 FD 20 5B FF 20 53 C8
1D11:E4 20 BF E3 20 22 E4 A2 F1
1D19:FB 9A 58 AD 60 C0 AC 61 9E
1D21:C0 85 AE 85 2D 84 AF 84 AA
1D29:2E A9 01 8D 02 08 20 33 81
1D31:A5 20 59 A6 A9 0D 20 D2 70
1D39:FF A9 00 20 90 FF 4C AE AB
1D41:A7 00 00 00 00 00 00 4F

Gridlock

Article on page 30.

MA 10 REM COPYRIGHT 1989 COMPU
TEI PUBLICATIONS, INC. -
[SPACE]ALL RIGHTS RESERV
ED
RF 20 PRINTCHR\$(27)"M{2 HOME}
[CLR]":COLOR0,1:COLOR4,1
BX 30 DIMNM\$(6),NP\$(6),AP\$(6),
BL\$(7),BP\$(6,6),GP(6,6):
DEFNFR(X)=INT(RND(1)*X)+
1
HE 40 FORX=1TO7:PC\$(X)=MID\$(""
[RED][1][YEL][6][GRN][BLU]
[PUR][CYN]"",X,1):NEXT
AA 50 X=X+1:IFX>6THENX=1
SM 60 PRINTPC\$(X):GL\$="GRIDLOC
"
RC 70 PRINT"[HOME][3 DOWN]"TAB
(8)"[RVS]_f[21 SPACES]_n"


```

:PRINTTAB(8)"{RVS}
[SPACE]{OFF}{WHT}U*I{EA}*
I{EA}{R}{S}{A}*I{R}
[2 SPACES]U*I"PCS(X)"
{RVS}{SPACE}":PRINTTAB(8)
"{RVS}{SPACE}{OFF}{WHT}
-[SPACE]{S}{Q}{R}K
[SPACE]-[SPACE]-[SPACE]-
-[2 SPACES]-[SPACE]-
[2 SPACES]"PCS(X)"{RVS}
[SPACE]"
SA 80 PRINTTAB(8)"{RVS}{SPACE}
{OFF}{WHT}J*K{E}{J}{K}{Z}{E}
{X}{Z}*K{Z}*X{J}*K*PC
$(X)"{RVS}{SPACE}":PRINT
TAB(8)"{RVS}N[21 SPACES]
{OFF}L"
XK 90 PRINT{DOWN}[12 RIGHT]CO
PYRIGHT 1989":PRINT"
[6 RIGHT]COMPUTE! PUBLIC
ATIONS, INC."
AM 100 PRINT"[10 RIGHT]ALL RIG
HTS RESERVED"
GK 110 PRINT"[5 DOWN][8 RIGHT]
{WHT}HOW MANY PLAYERS?
[SPACE](1-5)"
EE 120 GETA$:IFA$=""THEN50
KM 130 IFA$<1"ORA$>5"THEN50:
ELSEPL=VAL(A$)
QJ 140 FORX=1TOPL
HE 150 PRINTPCS(X)"[CLR]{DOWN}
[RIGHT]WHAT IS PLAYER #
"X"[LEFT]'S NAME";:INPU
TNM$(X):IFNM$(X)=""THEN
150
CG 160 NM$(X)=LEFT$(NM$(X),9):
NEXT:PL=PL+1:NM$(PL)="C
OMPUTER"
MF 170 FORX=1TO8:READBX$(X):NE
XT:DATA"3 03","3 13","3 23",
"3 03","3 13","3 23";{RVS}
3 U3","{RVS}3 Y3","
{RVS}3 T3";{RVS}
[3 SPACES]"
HP 180 OL$="O{Y}P[DOWN]
[3 LEFT]{G}{SPACE}{EM}
[DOWN][3 LEFT]L{P}0":FO
RX=1TO6:READNP$(X),AP$(
X):NEXT:FORX=1TO7:READB
L$(X):NEXT
GB 190 BL$(PL)=BL$(7)
BR 200 A$="{HOME}{DOWN}{RIGHT}
":FORX=1TO6:B$=A$:FORY=
1TO6:BP$(Y,X)=B$:B$=B$+
"4 RIGHT":NEXT:A$=A$+
"4 DOWN":NEXT
BK 210 PRINT"[CLR]":FORY=1TO6:
FORX=1TO6:PRINTPCS(X)BP
$(X,Y)OL$:NEXTX,Y
EC 220 PRINT"{HOME}{DOWN}"TAB(
26)"{YEL}U*****I"
:FORX=1TO3:PRINTTAB(26)
"-SPC(11)":NEXT:PRIN
TTAB(26)"J*{WHT}COL
{YEL}***{WHT}ROW{YEL}*K
[2 DOWN]"
DS 230 FORX=1TO7:PRINTTAB(29)P
CS(X)"{RVS}"LEFT$(GL$(X
-1))"WHT}{OFF}"MIDS(GL$(
,X,1)PCS(X)"{RVS}"MID$(
GL$,X+1):NEXT
QF 240 PRINTTAB(26)"{DOWN}U***
*****I":FORX=1TO6:PR
INTTAB(26)"-SPC(11)":
NEXT:PRINTTAB(26)"J***
*****K{HOME}"
GC 250 REM ***** GAME LOOP ***
**
GP 260 GW=0:FORP=1TOPL:WINDOW2
7,17,37,22,1:PRINTPCS(P
):GOSUB450
JE 270 GOSUB380:PRINT"{WHT}":G

```

```

OSUB700:IFNM$(P)="COMPU
TER"THENGOSUB520:GOTO32
0
GQ 280 WINDOW27,17,37,22,1:PRI
NT"{HOME}"NM$(P):PRINT"
ENTER[6 RIGHT]COL"C1"-
C2:PRINT"{DOWN}->";
AJ 290 GETKEYA$:A=VAL(A$):IFA<
CLORA>C2THEN290:ELSEPRI
NTA","CP=A
HK 300 PRINT"{HOME}[2 DOWN]ROW
"CHR$(64+R1)" - "CHR$(
64+R2):PRINT"{DOWN}
[7 RIGHT]";
AG 310 GETKEYB$:IFB$<CHR$(64+R
1)ORB$>CHR$(64+R2)THEN3
10:ELSEPRINTB$:RP=ASC(B
$)-64
AR 320 PRINT"[2 HOME]":F=8000:
FORX=1TO8:F=F+200:PRINT
BP$(CP,RP)"[3 SPACES]
[DOWN][3 LEFT]
[3 SPACES]{DOWN}
[3 LEFT]"BX$(X):SOUND1,
F,1:NEXT
EX 330 FORX=1TO8:F=F+200:PRINT
BP$(CP,RP)"[3 SPACES]
[DOWN][3 LEFT]"BX$(X)"
[DOWN][3 LEFT]{RVS}
[3 SPACES]":SOUND1,F,1:
NEXT
EQ 340 FORX=1TO8:F=F+200:PRINT
BP$(CP,RP)BX$(X)"[DOWN]
[3 LEFT]{RVS}[3 SPACES]
[DOWN][3 LEFT]
[3 SPACES]":SOUND1,F,1:
NEXT:PRINTBP$(CP,RP)"
{RVS}"BL$(P):SOUND1,300
0,10
CP 350 GP(CP,RP)=P:PRINT"{BLK}
":GOSUB700:GOSUB450:IFP
C=126ANDPR=126THEN630
HM 360 NEXT:GOTO260
BD 370 REM ***** DICE ROLL ***
**
FJ 380 WINDOW27,2,37,4,1:CL=P:
FORX=1TO6:CL=CL+1:IFCL>
6THENCL=1
PK 390 C1=FNR(6):C2=FNR(6):IFC
1=C2THEN390
QQ 400 IFC1>C2THENQ=C2:C2=C1:C
1=Q
BR 410 R1=FNR(6):R2=FNR(6):IFR
1=R2THEN410
BR 420 IFR1>R2THENQ=R2:R2=R1:R
1=Q
MA 430 PRINTPCS(CL)"{HOME}
{RVS}[RIGHT]"NP$(C1)"
[2 UP]"NP$(C2)"[2 UP]
[RIGHT]"AP$(R1)"[2 UP]"
AP$(R2):SOUND1,FNR(2000
)+8000,5:NEXT:RETURN
HH 440 REM ***** CHECK FOR WIN
*****
BM 450 PR=0:PC=0:FORX=1TO6:FOR
Y=1TO6:IFGP(X,Y)=PTHENP
C=PCOR(2↑X):PR=PROR(2↑Y
)
PB 460 NEXTY,X:C=0:R=0:FORX=1T
O6
AQ 470 IF(PCAND2↑X)<>0THENC=C+
1
HK 480 IF(PRAND2↑X)<>0THENR=R+
1
FM 490 IFC>4ANDR>4THENGW=GWOR2
↑PL
QF 500 RETURN
FC 510 REM ***** COMPUTER MOVE
*****
QX 520 WINDOW27,17,37,22,1:PRI
NT"{HOME}COMPUTE":PRIN
T"MOVES":PRINT"{DOWN}-

```

```

>";QS="":QC=PC:QR=PR
GC 530 CM=0:FORX=C2TOC1STEP-1:
FORY=R2TOR1STEP-1:MC=1
BJ 540 IFGP(X,Y)=PTHEN590
BE 550 IF(GWAND(2↑GP(X,Y)))<>0
THENMC=MC+5
GP 560 IF(PCAND(2↑X))=0THENMC=
MC+2
EC 570 IF(PRAND(2↑Y))=0THENMC=
MC+2
DC 580 IFGP(X,Y)<>PANDGP(X,Y)<
>0THENMC=MC+1
XP 590 QS=QS+STR$(MC):IFMC>CMT
HENCM=MC:CP=X:RP=Y
MG 600 NEXTY,X:PRINTCP", "CHR$(
64+RP):RETURN
MK 610 REM ***** GAME OVER ***
**
JS 620 PRINT"[BLK]":FORC1=1TO3
:R1=C1:C2=7-C1:R2=C2:GO
SUB700:NEXT
CH 630 WINDOW27,17,37,22,1:PRI
NT"{HOME}{YEL}GRIDLOC":
PRINT"[2 SPACES]ACHIEVE
D":PRINT"[4 SPACES]BY":
PRINTNM$(P)
JS 640 FORX=1TO16:COLOR0,X:COL
OR4,17-X:SOUND1,FNR(200
0)+8000,5:NEXT:COLOR0,1
:COLOR4,1
CF 650 PRINT"PLAY AGAIN?":PRIN
T"[3 SPACES](Y/N)"
XH 660 GETKEYA$:IFA$="Y"THENRU
N
EB 670 IFA$<>"N"THEN660
KK 680 PRINTCHR$(27)"L[2 HOME]
[CLR]":END
SR 690 REM ***** OUTLINE *****
AS 700 PRINT"[2 HOME]":IFC1=1
THEN720
BX 710 FORX=2TOC1:PRINT"
[4 RIGHT]":NEXT
FC 720 IFR1=1THEN740
MG 730 FORX=2TOR1:PRINT"
[4 DOWN]":NEXT
SB 740 PRINT" ":FORX=C1TOC2:P
RINT"*CHR$(48+X)***":
NEXT:PRINT"[LEFT]I":FO
RX=R1TOR2:PRINT"[DOWN]
{LEFT}-[DOWN]{LEFT}"CHR
$(64+X)"[DOWN]{LEFT}-
[DOWN]{LEFT}":NEXT:PR
INT"[LEFT]K":FORX=C2TO
C1STEP-1:PRINT"[2 LEFT]
*{2 LEFT}"CHR$(48+X)"
[2 LEFT]*{2 LEFT}":NE
XT
DP 750 PRINT"[LEFT]J":FORX=R2
TOR1STEP-1:PRINT"{UP}
{LEFT}-{UP}{LEFT}"CHR$(
64+X)"{UP}{LEFT}-{UP}
{LEFT}":NEXT:PRINT"
{LEFT}I":PRINTPCS(P):RE
TURN
MS 760 REM ***** DATA STMTS ***
**
DD 770 DATA"[SPACE]{S}{DOWN}
[2 LEFT]{SPACE}-[DOWN]
[2 LEFT]{SPACE}{E}","UI
[DOWN][2 LEFT]{Q}{E}W
[DOWN][2 LEFT]{E}E3","U
I[DOWN][2 LEFT]UK[DOWN]
[2 LEFT]{Z}{E}X","RRI
[DOWN][2 LEFT]{Q}{E}W
[DOWN][2 LEFT]{E}E3","UI
[DOWN][2 LEFT]{SPACE}
E3}{DOWN}[2 LEFT]JK","U
I[DOWN][2 LEFT]-[SPACE]
[DOWN][2 LEFT]JK","
E2 R3[DOWN][2 LEFT]{Z}
E3}{DOWN}[2 LEFT]
[SPACE]{E}","E3I[DOWN]

```



```

[2 LEFT]--[DOWN]
[2 LEFT]E}K"
QS 780 DATA{A}E}S}{DOWN}
[2 LEFT]E}I{DOWN}
[2 LEFT]JK","E}S}
[DOWN]{2 LEFT}EQ}
[SPACE]{DOWN}{2 LEFT}
E}X}","UI{DOWN}
[2 LEFT]EQ}I{DOWN}
[2 LEFT]JK","E}S}
[DOWN]{2 LEFT}EQ}
[SPACE]{DOWN}{2 LEFT}
E}I{SPACE}"
SA 790 DATA{SPACE}E}I{SPACE}
[DOWN]{3 LEFT}{SPACE}-
[SPACE]{DOWN}{3 LEFT}
[SPACE]E}I{SPACE}","U*I
[DOWN]{3 LEFT}U*K{DOWN}
[3 LEFT]E}X}*E}I","U*I
[DOWN]{3 LEFT}{SPACE}*
E}I{DOWN}{3 LEFT}J*K"
GK 800 DATA{R}I{SPACE}E}I
[DOWN]{3 LEFT}E}I*E}I
[DOWN]{3 LEFT}
[2 SPACES]E}I","E}I*E}I
[DOWN]{3 LEFT}E}I*E}I
[DOWN]{3 LEFT}J*K","U*I
[DOWN]{3 LEFT}J*K"
[DOWN]{3 LEFT}J*K"
[2 SPACES]{DOWN}
[3 LEFT]J*K"

```

```

0951:20 64 0D B1 FC 91 FE 20 95
0959:64 0D 4C 68 09 B1 FC 91 8B
0961:FE 20 64 0D 20 C7 08 38 C0
0969:A5 FC ED BF 08 8D C5 08 51
0971:A5 FD ED C0 08 0D C5 08 A7
0979:90 A4 60 78 AD 26 03 8D 2A
0981:A4 09 AD 27 03 8D A5 09 F2
0989:A9 B1 8D 26 03 A9 09 8D 4F
0991:27 03 58 60 AE A8 09 AC DF
0999:A9 09 AD A7 09 18 60 20 7C
09A1:95 09 4C B1 09 00 00 00 AD
09A9:00 00 00 00 00 00 00 BB
09B1:8D A7 09 8E A8 09 8C A9 AA
09B9:09 BA BD 05 01 C9 F5 D0 F2
09C1:0A BD 06 01 C9 A6 D0 03 A6
09C9:4C A0 09 AD A7 09 C9 18 33
09D1:D0 06 8D A6 09 4C 95 09 97
09D9:C9 1A D0 08 A9 00 8D A6 01
09E1:09 4C 95 09 AE A6 09 D0 C1
09E9:03 4C A0 09 A2 00 DD F1 F7
09F1:0B F0 08 E8 E0 11 D0 F6 39
09F9:4C A0 09 8A 0A 18 69 02 A9
0A01:8D 0C 0A A9 00 69 0C 8D 06
0A09:0D 0A 6C 02 0C 68 8D AF A0
0A11:09 68 8D B0 09 EE AF 09 EC
0A19:D0 03 EE B0 09 A9 46 8D 48
0A21:26 03 A9 0A 8D 27 03 A9 97
0A29:00 8D AE 09 8D AA 09 8D BD
0A31:AB 09 4C 95 09 29 F0 C9 D8
0A39:30 F0 02 38 60 AD A7 09 77
0A41:29 0F C9 0A 60 8D A7 09 19
0A49:8E A8 09 8C A9 09 C9 1A D7
0A51:D0 12 A9 00 8D A6 09 A9 4A
0A59:B1 8D 26 03 A9 09 8D 27 52
0A61:03 4C 95 09 20 36 0A 90 CB
0A69:1D AE AE 09 D0 03 4C 95 DE
0A71:09 A2 00 8E AE 09 A9 B1 3A
0A79:8D 26 03 A9 09 8D 27 03 A8
0A81:AD AA 09 6C AF 09 AE AE AC
0A89:09 D0 05 A9 22 8D AE 09 3F
0A91:0E AA 09 2E AB 09 AD AA E2
0A99:09 8D AC 09 AD AB 09 8D 77
0AA1:AD 09 0E AA 09 2E AB 09 9C
0AA9:0E AA 09 2E AB 09 18 AD D2
0AB1:AC 09 6D AA 09 8D AA 09 93
0AB9:AD AD 09 6D AB 09 8D AB 50
0AC1:09 AD A7 09 29 0F 18 6D 6E
0AC9:AA 09 8D AA 09 90 03 EE 51
0AD1:AB 09 4C 95 09 20 0E 0A CF
0AD9:0A 0A 0A 8D AA 09 AD 2E
0AE1:A3 0B 29 0F 0D AA 09 8D 53
0AE9:A3 0B 4C 71 0C 20 0E 0A 3A
0AF1:AD A3 0B 29 0F 0D AA 09 D3
0AF9:8D A3 0B 4C 71 0C 20 0E ED
0B01:0A 0A 0A 0A 8D AA 09 65
0B09:AD A4 0B 29 0F 0D AA 09 1E
0B11:8D A4 0B 29 0F 0D AA 09 47
0B19:0A AD A4 0B 29 0F 0D AA B6
0B21:09 8D A4 0B 4C 71 0C 20 C4
0B29:0E 0A 8D 18 D4 4C 95 09 08
0B31:20 0E 0A 8D 9E 0B AD AB 1D
0B39:09 8D 9F 0B 4C 71 0C 20 3C
0B41:0E 0A 8D A0 0B AD AB 09 0C
0B49:8D A1 0B 4C 71 0C 20 0E BE
0B51:0A 8D A5 0B 4C 95 09 A2 A2
0B59:00 8A 9D 9E 0B E8 E0 08 75
0B61:D0 F8 20 BF 0B 4C 95 09 DB
0B69:A2 00 8A 9D 9E 0B E8 E0 CF
0B71:20 D0 F8 A2 00 9D 00 D4 60
0B79:E8 E0 15 D0 F8 4C 95 09 19
0B81:20 0E 0A AA A9 08 0A CA 63
0B89:D0 FC AA AD A2 0B 29 0F 1A
0B91:8D A2 0B 8A 0D A2 0B 8D B7
0B99:A2 0B 4C 71 0C 00 00 C4
0BA1:00 00 00 00 00 00 00 B7
0BA9:00 00 00 00 00 00 00 BF
0BB1:00 00 00 00 00 00 00 C7
0BB9:00 00 00 00 00 AD BE E9
0BC1:0B 0A 0A 0A 00 0A D0 EC
0BC9:01 60 B9 9E 0B 9D 9E B0
0BD1:E8 C8 C0 08 D0 F4 60 AD EF
0BD9:BE 0B 0A 0A 0A 00 AA 71
0BE1:D0 01 60 BD 9E 0B 99 9E 7B
0BE9:0B E8 C8 C0 08 D0 F4 60 B2
0BF1:85 86 87 88 01 04 13 12 36

```

```

0BF9:16 17 06 1C 0C 03 05 10 E9
0C01:02 30 0C 30 0C 30 0C 14
0C09:0C D6 0A EE 0A FF 0A 17 88
0C11:0B 28 0B 81 0B 31 0B 0A 45
0C19:0B 4F 0B 69 0B 58 0B AD FF
0C21:0C 24 0C 20 0E 0A 4D A2 A1
0C29:0B 8D A2 0B 4C 71 0C 20 8F
0C31:BF 0B AD A7 09 29 03 8D 9C
0C39:BE 0B 20 D8 0B 4C 95 09 C2
0C41:00 00 00 AD AA 0B 09 01 C8
0C49:8D 04 D4 AD AD 0B 8D 41 94
0C51:0C 60 AD B2 0B 09 01 8D 74
0C59:0B D4 AD B5 0B 8D 42 0C 5C
0C61:60 AD BA 0B 09 01 8D 12 96
0C69:D4 AD BD 0B 8D 43 0C 60 B1
0C71:A2 00 AD BE 0B D0 03 4C 6A
0C79:95 09 C9 01 D0 0E BD 9E C0
0C81:0B 9D 00 D4 E8 E0 07 D0 7D
0C89:F5 4C 95 09 C9 02 D0 0E F8
0C91:BD 9E 0B 9D 07 D4 E8 E0 A9
0C99:07 D0 F5 4C 95 09 BD 9E D7
0CA1:0B 9D 0E D4 E8 E0 07 D0 5F
0CA9:F5 4C 95 09 20 BF 0B 78 A1
0CB1:AD 14 03 8D AF 09 AD 15 F0
0CB9:03 8D B0 09 A9 1B 8D 14 46
0CC1:03 A9 0D 8D 15 03 A0 00 36
0CC9:8C 41 0C 8C 42 0C 8C 43 61
0CD1:0C AD BE 0B D0 0C 20 44 1F
0CD9:0C 20 53 0C 20 62 0C 4C 1A
0CEL:FA 0C C9 01 D0 06 20 44 E6
0CE9:0C 4C FA 0C C9 02 D0 06 39
0CF1:20 53 0C 4C FA 0C 20 62 DF
0CF9:0C A9 FF 8D AC 09 A9 06 3E
0D01:8D AD 09 58 AD AC 09 D0 F6
0D09:FB 78 AD AF 09 8D 14 03 99
0D11:AD B0 09 8D 15 03 58 4C D9
0D19:95 09 CE AD 09 D0 41 A9 AC
0D21:06 8D AD 09 AD 41 0C F0 63
0D29:0B CE 41 0C D0 06 AD AA 0A
0D31:0B 8D 04 D4 AD 42 0C F0 81
0D39:0B CE 42 0C D0 06 AD B2 42
0D41:0B 8D 0B D4 AD 43 0C F0 76
0D49:0B CE 43 0C D0 06 AD BA 7A
0D51:0B 8D 12 D4 AD 41 0C D0 7B
0D59:42 0C 0D 43 0C 8D AC 09 66
0D61:6C AF 09 E6 FC D0 02 E6 43
0D69:FD E6 FE D0 02 E6 FF 60 35

```

Sound Wedge

See instructions in article on page 75 before typing in.

Program 1: Sound Wedge

```

0801:0B 08 00 C8 9E 32 30 36 79
0809:31 00 00 00 AD 03 08 85 C0
0811:FE 38 E9 7C 8D C3 08 AD EC
0819:04 08 85 FF E9 09 8D C4 31
0821:08 A9 B1 18 6D C3 08 8D 6F
0829:8A 09 8D 59 0A 8D 78 0A 89
0831:A9 09 6D C4 08 8D 8F 09 F0
0839:8D 5E 0A 8D 7D 0A A9 02 2B
0841:18 6D C3 08 8D 00 0A A9 DB
0849:0C 6D C4 08 8D 07 0A A9 1A
0851:46 18 6D C3 08 8D 1F 0A 33
0859:A9 0A 6D C4 08 8D 24 0A 83
0861:A9 1B 18 6D C3 08 8D BE FE
0869:0C A9 0D 6D C4 08 8D C3 87
0871:0C A9 7C 85 FC 8D BB 08 77
0879:A9 09 85 FD 8D BC 08 A9 4A
0881:64 8D BD 08 A9 0D 8D BE BA
0889:08 A9 F1 8D BF 08 0B 9B
0891:8D C0 08 20 1F 09 A2 11 0F
0899:B1 FC 91 FE 20 64 0D CA 5B
08A1:D0 F6 A2 11 20 C7 08 CA 38
08A9:D0 FA A9 64 8D BF 08 A9 81
08B1:0D 8D C0 08 20 1F 09 6C 40
08B9:03 08 00 00 00 00 00 4D
08C1:00 00 00 00 00 00 B1 FC 32
08C9:8D C1 08 C8 B1 FC 8D C2 FD
08D1:08 88 38 AD C1 08 ED BB AF
08D9:08 8D C5 08 AD C2 08 ED 01
08E1:BC 08 0D C5 08 90 26 AD CC
08E9:C1 08 ED BD 08 8D C5 08 80
08F1:AD C2 08 ED BE 08 0D C5 5F
08F9:08 B0 12 AD C1 08 6D C3 24
0901:08 8D C1 08 AD C2 08 6D 29
0909:C4 08 8D C2 08 AD C1 08 DF
0911:91 FE 20 64 0D AD C2 08 A2
0919:91 FE 20 64 0D C0 A0 00 29
0921:B1 FC 8D C6 08 69 20 F0 02
0929:34 29 1F C9 19 F0 2E 29 32
0931:0F C9 0B F0 28 29 0C 9F 75
0939:0C F0 22 AD C6 08 29 C9 F4
0941:F0 11 29 0F C9 08 F0 0B 81
0949:C9 0A F0 07 B1 FC 91 FE F4

```

Program 2: Sound Wedge Demo

```

EH 10 REM COPYRIGHT 1989 COMPU
TEI PUBLICATIONS, INC. -
ALL RIGHTS RESERVED
PJ 20 POKES3280,11:POKES3281,1
1:PRINT{CLR}{BLK}
[3 SPACES]COPYRIGHT 1989
COMPUTE! PUB., INC."
QJ 30 PRINTAB(1)"ALL RIGHTS
[SPACE]RESERVED":FORI=1T
O1750:NEXTI
PP 40 PRINT"{Z}{WHT}{X}{CLR}
{V}15"
EH 50 REM DEFINE BELL SOUND
RH 60 B$="{F1}{WHT}{W}2 {RED}2
55 {F}10207 {A}0 {D}9
[HOME]0 [RVS]0 [L]5 {P}"
HC 70 REM DEFINE GUNSHOT
PS 80 G$="{F3}{WHT}{W}4 {F}242
78 {A}0 [D]0 [HOME]15
[RVS]10 [L]1 {P}"
BX 90 REM DEFINE EXPLOSION
PF 100 E$="{F5}{WHT}{W}4 {F}53
6 {A}1 [D]0 [HOME]15
[RVS]12 [L]10 {P}"
JQ 110 REM DEFINE HARP
BG 120 H1$="{F1}{WHT}{W}2 {A}9
[D]0 [HOME]15 [RVS]7 "
KQ 130 H2$="{F3}{WHT}{W}2 {A}9
[D]7 [HOME]0 [RVS]0 "
HQ 140 REM NOTE THAT FREQUENCY
ISN'T INCLUDED IN THE
[SPACE]HARP
PX 150 REM DEFINITION. IT'S AD
DED LATER, AND CHANGES

```



```

[SPACE]ALONG WITH THE L
ENGTH
PR 160 PRINT"PRINTING B$ RINGS
A BELL...";B$
AJ 170 PRINT"G$ IS A GUNSHOT..
.";G$
HK 180 FORI=1TO1000:NEXTI
GS 190 PRINT"E$ IS AN EXPLOSIO
N1";E$
GJ 200 FORI=1TO2000:NEXTI
BX 210 RESTORE
QP 220 PRINT "[STOP]";H1$;"[L]
Ø {B}1 ";H2$;:REM SET U
P THE HARP
MQ 230 READA,B,L:IFA<ØTHEN260
BK 240 PRINT"{F1}{F}";A;"{F3}
{F}";B;"{L}";L;"{F3}{P}
";:REM PLAY THE HARPS
HC 250 GOTO230
JS 260 PRINT"{F1}{B}1":FORI=1T
O1000:NEXTI
PX 270 B$="{STOP}{V}15 ":REM C
LEAR REGISTERS-VOLUME U
P
PA 280 B$=B$+ "{F1}{WHT}":REM S
ELECT VOICE 1 AND CLEAR
IT
SE 290 B$=B$+ "{A}Ø {D}9 {HOME}
Ø {RVS}Ø ":REM SET ENVE
LOPE
RD 300 B$=B$+ "{W}3 {RED}255 ":
REM PULSE WAVEFORM-PULS
E RATE 255
MJ 310 B$=B$+ "{L}5 ":REM HALF-
SECOND
QD 320 B$=B$+ "{F}18188 ":REM C
# IN FIFTH OCTAVE
KB 330 B$=B$+ "{P}":REM PLAY TH
E NOTE
FC 340 REM NOW PRINTING B$ PLA
YS THE NOTE
RE 350 PRINT"{Z}{WHT}{X}";:REM
MOMENTARILY DEACTIVATE
THE WEDGE TO CHANGE CO
LORS
JJ 360 PRINT"{CLR}{BLK}
{2 DOWN}":GOSUB510
AB 370 PRINT"{CLR}{F3}{WHT}{W}
2 {A}Ø {D}Ø {HOME}15
{RVS}Ø {L}Ø {B}1":REM
{2 SPACES}SET UP VOICE
{SPACE}2 AND TURN IT ON
AE 380 FORB=ØTO2*↑STEP↑/100
GX 390 X=SIN(B)*8↑91+16384:REM
GENERATE A SINE WAVE
ES 400 PRINT"{F}INT(X);"*":R
EM CHANGE FREQUENCY AND
PRINT AN ASTERISK
GP 410 NEXTB
BS 420 PRINT:PRINT"{B}1":REM T
URN OFF VOICE 2
MP 430 GOSUB510
RF 440 C$="{F1}{WHT}{W}1 {A}3
{SPACE}{D}Ø {HOME}15
{RVS}15 {F}2145 {L}10 "
:REM 3RD OCTAVE C
HM 450 E$="{F3}{WHT}{W}1 {A}3
{SPACE}{D}Ø {HOME}15
{RVS}15 {F}2703 {L}10 "
:REM 3RD OCTAVE E
BD 460 G$="{F5}{WHT}{W}1 {A}3
{SPACE}{D}Ø {HOME}15
{RVS}15 {F}3215 {L}10 "
:REM 3RD OCTAVE G
AD 470 PRINTC$"{P}"E$"{P}"G$"
{P}";:REM PLAY EACH NOT
E WITH A 1 SEC DELAY
BJ 480 PRINT"{F1}{F}4190 {F3}
{F}5406 {F5}{F}6430"
HX 490 PRINTC$"{F7}{P}";:REM P
LAY ALL THREE VOICES TO
GETHER

```

```

SR 500 FORI=1TO5000:NEXTI:PRIN
T"{Z}THAT'S IT!":END:RE
M TURN OFF WEDGE
DS 510 PRINT"PRESS ANY KEY..."
B$
SQ 520 GETA$:IFA$=""THEN520
JH 530 RETURN
DF 540 DATA 4050,4817,4
HM 550 DATA 4050,4817,4
PM 560 DATA 4050,4817,4
ES 570 DATA 3215,5407,8
AM 580 DATA 3215,5407,4
CA 590 DATA 3608,5728,4
AS 600 DATA 3608,5407,4
RC 610 DATA 3608,4817,4
XJ 620 DATA 2864,4241,4
PB 630 DATA 2864,4817,4
KC 640 DATA 2864,5407,4
CC 650 DATA -1,0,0

```

```

09D1:AD 8D 02 C9 04 D0 11 A2 23
09D9:00 BD 95 C0 F0 07 9D 77 70
09E1:02 E8 4C 7D C0 E8 86 C6 0E
09E9:AD 9F C0 AE A0 C0 4C 31 8F
09F1:EA 53 59 53 34 39 31 35 CC
09F9:32 D0 00 00 00 00 78 40 99
0A01:A5 91 60 60 00 F0 F2 EF F7
0A09:E7 F2 E1 ED A0 E2 F9 F2 60
0A11:EF E2 E5 F2 F4 A0 E2 E9 9B
0A19:F8 E2 F9 B3 B0 B0 B6 A0 33
0A21:F3 F4 EF EE E5 E3 F5 F4 F8
0A29:F4 E5 F2 A0 F4 E5 F2 F2 B1
0A31:E1 E3 E5 E7 F2 E5 E5 EE 54
0A39:F3 E2 EF F2 EF AC A0 EE 8F
0A41:E3 A0 B2 B7 B4 B0 B5 A9 BE
0A49:0F 8D 20 D0 8D 21 D0 A9 95
0A51:D8 85 FC A9 A4 85 FE A9 50
0A59:00 85 FB 85 FD A8 AA B1 40
0A61:FB 91 FD A9 0B 91 FB C8 91
0A69:D0 F5 E6 FE E6 FC E8 E0 0E
0A71:04 90 EC 60 A9 A4 85 FC 37
0A79:A9 D8 85 FE A9 00 85 FB 8D
0A81:85 FD A8 AA 4C 5A AC A9 66
0A89:00 85 C6 A9 01 8D A1 C0 B4
0A91:AD 20 D0 8D FA B9 AD 21 B2
0A99:D0 8D F9 B9 AD 18 D0 8D 51
0AA1:FB B9 AD 86 02 8D 80 BC 44
0AA9:20 B2 B7 20 F9 AD 20 42 7C
0AB1:AC 4C 67 AD A9 04 85 FC 5C
0AB9:A9 A5 85 FB AD 9E B7 85 59
0AC1:FE AD 9F B7 85 FD 20 CF 64
0AC9:AC A5 FD 8D A3 B7 A5 FE 7C
0AD1:8D A4 B7 60 20 30 AF A0 94
0AD9:00 A6 FE EC A1 B7 90 1C 6F
0AE1:F0 02 B0 14 8C A2 B7 A5 4A
0AE9:FD 18 6D A2 B7 90 04 EB CB
0AF1:4C D6 AC CD A0 B7 90 04 5D
0AF9:A9 20 D0 02 B1 FD 99 F4 D2
0B01:B4 C8 C9 1F F0 23 C9 9F 16
0B09:F0 1F CC 66 AD 90 CA 88 2D
0B11:B9 F3 B4 29 7F C9 20 F0 7E
0B19:10 C9 1F F0 0C 88 D0 F0 B1
0B21:AC 66 AD 8C 21 B5 4C 35 53
0B29:AD 8C 21 B5 C8 A9 20 99 7F
0B31:F3 B4 C8 CC 66 AD 90 F5 55
0B39:F0 F3 A0 00 B9 F4 B4 91 75
0B41:FB C8 CC 66 AD 90 F5 20 43
0B49:4C BB A5 FD 18 6D 21 B5 77
0B51:85 FD 90 02 E6 FE A5 FC 57
0B59:C9 07 B0 03 4C D2 AC A5 09
0B61:FB C9 43 B0 03 4C D2 AC F6
0B69:4C 42 AF 1E 20 23 AF 20 1B
0B71:0F B8 A4 C5 C0 3E D0 2D FB
0B79:AC 8D 02 C0 04 D0 26 20 65
0B81:D8 B7 AD FA B9 8D 20 D0 6C
0B89:AD F9 B9 8D 21 D0 AD FB A8
0B91:B9 8D 18 D0 AD 80 BC 8D 6E
0B99:86 02 A9 00 8D A1 C0 20 3D
0BA1:6F AC 4C 33 C0 E0 40 F0 52
0BA9:42 A0 00 8D A2 B7 20 30 46
0BB1:AF B1 FB 8D 24 B5 AD A2 5A
0BB9:B7 91 FB 20 42 AF EE A5 E5
0BC1:B7 D0 03 EE A6 B7 AD A6 4D
0BC9:B7 C9 FD 90 03 20 77 B6 35
0BD1:AD 25 B5 D0 07 AD 24 B5 B8
0BD9:C9 1F D0 03 20 E3 B1 20 FA
0BE1:15 AE 20 FD AF 20 77 B0 AF
0BE9:4C 67 AD 20 3E B8 20 D6 A3
0BF1:BA 20 42 AF A5 C5 C9 40 C8
0BF9:F0 EE 4C DA AD 00 AD F8 3D
0C01:AD C9 2F F0 08 20 0A B1 DD
0C09:A9 2F 8D F8 AD 20 E6 B7 76
0C11:A9 0F 8D 26 B5 A9 0E 4C 92
0C19:D2 FF A5 C5 D0 34 AD 8D EB
0C21:02 D0 B0 A9 01 8D A2 B7 A5
0C29:20 44 01 4C AF AC C9 01 22
0C31:D0 06 20 BC B1 4C AF AC CD
0C39:C9 04 D0 06 20 9C B1 4C D4
0C41:AF AC C9 02 D0 06 20 B4 49
0C49:B1 4C AF AC 20 CC B4 4C F7
0C51:AF AC C9 07 D0 1F AD 8D 02
0C59:02 D0 06 20 DD AF 4C AF 5F
0C61:AC C9 01 D0 06 20 E5 AF 9B
0C69:4C AF AC C9 02 D0 03 4C 6B
0C71:ED AF 4C F5 AF C9 02 D0 CE

```

Gabby

See instructions in article on page 78 before typing in.

```

0801:0B 08 FF FF 9E 32 32 38 F2
0809:38 00 EE 08 FF FF 8F 22 D4
0811:0D 0D 0D 0D 0D 0D 0D 21
0819:0D 0D 0D 0D 0D 0D 0D 29
0821:0D 0D 0D 0D 0D 0D 0D 31
0829:20 20 20 20 20 20 20 39
0831:20 20 20 20 B0 C0 C0 C0 2A
0839:C0 C0 C0 C0 C0 C0 C0 49
0841:C0 C0 C0 AE 0D 20 20 20 2E
0849:20 20 20 20 B0 C0 C0 7D
0851:C0 BD 43 4F 50 59 52 49 64
0859:47 48 54 20 31 39 38 39 C3
0861:AD C0 C0 AE 0D 20 20 A6
0869:20 20 20 20 20 D0 43 18
0871:4F 4D 50 55 54 45 21 20 F5
0879:20 50 55 42 4C 49 43 41 CB
0881:54 49 4F 4E 53 DD 0D 20 29
0889:20 20 20 20 20 20 AD 27
0891:C0 C0 AE 33 32 34 20 20 FD
0899:57 2E 20 57 45 4E 44 4F 95
08A1:56 45 52 B0 C0 C0 BD 0D 15
08A9:20 20 20 20 20 20 20 B9
08B1:20 20 AD AE 47 52 45 35
08B9:45 4E 53 42 4F 52 4F 2C 1D
08C1:20 4E 43 B0 BD 0D 20 20 6B
08C9:20 20 20 20 20 20 20 D9
08D1:20 20 AD C0 C0 C0 C0 07
08D9:C0 C0 C0 C0 C0 C0 C0 E9
08E1:C0 BD 0D 0D 0D 0D 0D F7
08E9:0D 0D 0D 0D 00 00 00 78 AE
08F1:A9 63 8D 14 03 A9 C0 8D 70
08F9:15 03 A9 A0 85 FC A9 06 A4
0901:85 FB A9 AC 85 FE A9 00 50
0909:85 FD A9 0D A8 AA B1 FB E1
0911:91 FD E6 FD D0 02 E6 FE 83
0919:E6 FB D0 02 E6 FC A5 FD 4C
0921:C9 82 90 EA A5 FE C9 BC F2
0929:90 E4 A9 09 85 FC A9 5D 53
0931:85 FB A9 C0 85 FE A9 00 C1
0939:85 FD A9 00 A8 AA B1 FB 12
0941:91 FD E6 FD D0 02 E6 FE B3
0949:E6 FB D0 02 E6 FC A5 FD 7C
0951:C9 A8 90 EA A5 FE C9 C0 B0
0959:90 E4 58 60 78 A9 63 8D BC
0961:14 03 A9 C0 8D 15 03 A9 EF
0969:A2 8D 18 03 A9 C0 8D 19 E7
0971:03 A9 A4 8D 28 03 A9 C0 3E
0979:8D 29 03 58 A5 01 29 FE 05
0981:85 01 A9 0E 20 D2 FF A9 A2
0989:08 20 D2 FF 4C 82 AC 78 40
0991:A9 47 8D 18 03 A9 FE 8D C7
0999:19 03 A9 ED 8D 28 03 A9 C9
09A1:F6 8D 29 03 58 A5 01 09 4C
09A9:01 85 01 A9 09 20 D2 FF C6
09B1:AD FB B9 29 06 C9 04 F0 B3
09B9:05 A9 8E 20 D2 FF 60 8D 71
09C1:9F C0 8E A0 C0 AD A1 C0 70
09C9:D0 1E A5 C5 C9 3F D0 18 E1

```


0C79:11	AD 8D 02 D0 06 20 54 8A	0F21:A0 B7 20 30 AF A9 C0 85 AF	11C9:A0 00 20 BA FF A2 0B A0 2D
0C81:AF	4C AF AC 20 9B AF 4C 60	0F29:FC A9 A8 85 FB A0 00 A9 A9	11D1:B4 A9 01 20 BD FF 20 C0 C9
0C89:AF	AC C9 21 D0 0F AD 8D 9B	0F31:20 91 FB 20 28 B5 A5 FC A5	11D9:FF A2 08 20 C6 FF 20 B7 D5
0C91:02	C9 02 D0 01 60 C9 04 8B	0F39:C9 FF 90 F3 A9 A2 8D FA 7B	11E1:FF 29 40 F0 01 60 20 CF FE
0C99:D0	03 4C 35 B2 C9 14 D0 6D	0F41:FF A9 C0 8D FB FF 4C AF E2	11E9:FF 29 22 D0 F1 20 CF FF 7F
0CA1:0A	AD 8D 02 C9 02 90 03 76	0F49:AC AD A6 B7 C9 C0 D0 08 74	11F1:C9 22 D0 08 A9 0D 20 D2 B0
0CA9:4C	AB B6 C9 39 D0 0A AD 15	0F51:AD A5 B7 C9 A8 D0 01 60 2E	11F9:FF 4C E1 B3 20 D2 FF 20 13
0CB1:8D	02 C9 02 90 03 4C C4 58	0F59:20 30 AF CE A5 B7 AD A5 83	1201:B7 FF 29 40 F0 01 60 A5 1C
0CB9:B5	C9 24 D0 12 AD 8D 02 15	0F61:B7 85 FB C9 FF D0 03 CE F0	1209:C5 C9 40 F0 E0 4C 02 B4 8A
0CC1:C9	02 90 0B 20 AB B6 E0 FF	0F69:A6 B7 AD A6 B7 85 FC AC 63	1211:24 20 42 AF 20 79 B4 A9 8C
0CC9:00	F0 01 60 4C 36 B5 C9 B4	0F71:A2 B7 B1 FB A0 00 91 FB E8	1219:97 20 D2 FF 20 CC FF A9 49
0CD1:03	D0 0B AD 8D 02 D0 03 F4	0F79:AC A2 B7 20 28 B5 A5 FC EF	1221:0F A2 08 A0 0F 20 BA FF EE
0CD9:4C	5D B2 4C 65 B2 C9 33 47	0F81:CD A1 B7 90 ED F0 02 B0 D6	1229:A2 7E A0 07 AD B8 B4 20 9C
0CE1:D0	0D AD 8D 02 C9 01 F0 5E	0F89:09 A5 FB CD A0 B7 90 E2 D9	1231:BD FF 20 C0 FF A2 16 A0 9B
0CE9:03	4C F3 B8 4C 0A B1 C9 58	0F91:F0 E0 A9 20 91 FB 88 D0 F5	1239:05 18 20 F0 FF 20 7C B8 2B
0CF1:12	D0 0A AD 8D 02 C9 02 6D	0F99:F9 20 70 B3 A0 64 4C 58 8D	1241:A2 0F 20 C6 FF 20 E4 FF 35
0CF9:90	03 4C CC B8 C9 16 D0 5B	0FA1:BB A9 C8 8D A2 B7 A9 20 61	1249:C9 D0 F0 06 20 D2 FF 4C AC
0D01:0A	AD 8D 02 C9 04 D0 03 60	0FA9:8D 23 B5 20 C6 B1 A9 20 80	1251:40 B4 A9 0F 20 C3 FF 20 19
0D09:4C	10 BA C9 0B D0 0A AD 9E	0FB1:AC A2 B7 91 FB 88 D0 FB 7E	1259:CC FF 20 AF AC A5 C5 C9 34
0D11:8D	02 C9 04 D0 03 4C 90 A7	0FB9:60 A9 05 8D A2 B7 4C A1 1A	1261:4A F0 FA A5 C5 C9 40 D0 42
0D19:B3	C9 36 D0 0A AD 8D 02 77	0FC1:B1 A9 20 8D 23 B5 A9 01 44	1269:FA 20 E1 B0 A9 00 85 C6 79
0D21:C9	04 D0 03 4C 0C B4 60 C7	0FC9:8D A2 B7 20 30 AF 20 F4 C5	1271:4C 7C B8 97 43 4F 4D 40 AA
0D29:AD	A6 B7 85 FC AD A5 B7 B4	0FD1:B1 E0 00 F0 06 20 23 AF B6	1279:41 4E 44 3A 20 00 A9 00 52
0D31:85	FB A0 00 60 AD 22 B5 D4	0FD9:4C 77 B6 A0 01 20 30 AF 75	1281:85 C6 20 42 AF 20 7C B8 F1
0D39:F0	0C 78 A5 01 29 FC 85 64	0FE1:AD 23 B5 91 FB 4C 42 AF B4	1289:20 EC B9 A2 16 A0 05 18 AF
0D41:01	A9 00 8D 22 B5 60 AD 75	0FE9:AD 24 B5 8D 23 B5 A9 01 BB	1291:20 F0 FF A9 00 AA A8 BD 56
0D49:22	B5 D0 0C A5 01 09 02 02	0FF1:8D A2 B7 20 C6 B1 4C AF BD	1299:6E B4 F0 07 20 D2 FF E8 E5
0D51:85	01 58 A9 01 8D 22 B5 4C	0FF9:AC 20 30 AF AD A0 B7 85 5C	12A1:4C 92 B4 20 CF FF 99 7E 59
0D59:60	A9 01 8D A2 B7 20 30 6B	1001:FB AD A1 B7 C9 FD 90 03 A4	12A9:07 C8 C9 0D D0 F5 C0 02 6F
0D61:AF	AD A5 B7 AC A6 B7 18 76	1009:A2 01 60 85 FC A0 00 B1 3B	12B1:D0 01 60 A9 14 20 D2 FF EB
0D69:6D	A2 B7 8D A2 B7 90 01 C8	1011:FB AC A2 B7 91 FB A0 00 E7	12B9:88 8C B8 B4 60 00 20 42 2D
0D71:C8	CC A1 B7 90 21 F0 02 BF	1019:20 A7 B7 A5 FC CD A6 B7 A8	12C1:AF A9 0F A2 08 A0 0F 20 35
0D79:B0	08 AD A2 B7 CD A0 B7 BB	1021:90 0B F0 02 B0 E9 A5 FB FE	12C9:BA FF A9 00 A8 AA 4C 2A 33
0D81:90	15 AE A0 B7 AC A1 B7 74	1029:CD A5 B7 B0 E2 20 50 B3 87	12D1:B4 20 54 AF A0 00 20 23 46
0D89:CA	E0 FF D0 01 88 8C A6 38	1031:AO 0A 20 58 BB A2 00 4C 62	12D9:AF 20 30 AF B1 FB C9 20 10
0D91:B7	8E A5 B7 4C D5 AF 8D 02	1039:42 AF AD 25 B5 D0 07 A9 17	12E1:D0 10 C8 C0 FE 90 F2 A9 61
0D99:A5	B7 8C A6 B7 4C D5 AF BA	1041:09 A2 01 4C 45 B2 A9 0F CA	12E9:FD 8D A2 B7 20 44 B1 4C 02
0DA1:A9	01 8D A2 B7 20 30 AF FA	1049:A2 00 8D 26 B5 8D 6B 07 90	12F1:CC B4 8C A2 B7 4C 44 B1 8E
0DA9:AD	A5 B7 AC A6 B7 38 ED 38	1051:8E 25 B5 A5 C5 C9 40 D0 B9	12F9:00 00 00 00 00 00 00 1E
0DB1:A2	F7 B0 01 88 C0 C0 90 8A	1059:FA 60 97 4E A1 4D 45 3A EA	1301:00 00 00 00 00 00 00 27
0DB9:08	B0 02 B0 17 C9 A8 B0 41	1061:20 00 A9 00 8D 27 B5 4C 87	1309:00 00 00 00 00 00 00 2F
0DC1:13	A9 A8 8D A5 B7 8D 9F 84	1069:6A B2 A9 01 8D 27 B5 A9 CE	1311:00 00 00 00 00 00 00 37
0DC9:B7	A9 C0 8D A6 B7 8D 9E E8	1071:00 85 C6 20 42 AF 20 E1 C0	1319:00 00 00 00 00 00 00 3F
0DD1:B7	4C D5 AF 8D A5 B7 8C 8F	1079:B0 20 7C B8 A2 16 A0 05 C8	1321:00 00 00 00 00 00 01 48
0DD9:A6	B7 20 77 B0 A0 0A 4C 19	1081:18 20 F0 FF 20 EC B9 A9 A5	1329:00 00 00 0F 00 E6 FB D0 A4
0DE1:58	BB A9 0A 8D A2 B7 4C 9F	1089:00 AA A8 B8 55 B2 F0 09 A5	1331:02 E6 FC 60 E6 FD D0 02 8A
0DE9:59	AF A9 0A 8D A2 B7 4C 25	1091:20 D2 FF EF 4C 86 B2 A0 87	1339:06 FE 60 20 30 AF AD 0A 8C
0DF1:A0	AF A9 64 8D A2 B7 4C 76	1099:00 20 CF FF 99 FC B9 C8 B8	1341:B6 85 FB AD A6 B6 85 FC 96
0DF9:59	AF A9 64 8D A2 B7 4C DA	10A1:C9 0D D0 F5 C0 02 B0 03 D5	1349:A0 00 AD A1 B6 85 FD AD 05
0E01:A0	AF AD 9E B7 C9 C0 90 EF	10A9:4C B9 B4 A9 14 20 D2 FF 56	1351:A7 B6 85 FE 20 2F B5 B1 74
0E09:0B	F0 02 B0 11 AD 9F B7 68	10B1:88 98 A2 FC A0 B9 20 BD 4A	1359:FD 91 FB 20 2F B5 20 28 1D
0E11:C9	A8 B0 0A A9 C0 8D 9E FC	10B9:FF A9 08 A2 08 AC 27 B5 66	1361:B5 A5 FC CD AA B6 90 EF 89
0E19:B7	A9 A8 8D 9F B7 AD 9E 3F	10C1:20 BA 0F 20 C0 FF AD 27 2B	1369:F0 02 B0 07 A5 FB CD A4 6C
0E21:B7	CD A1 B7 90 1A AD 9F 24	10C9:B5 F0 07 A2 C0 A0 A8 4C 32	1371:B6 90 E4 A9 00 8D A5 B6 86
0E29:B7	CD A0 B7 90 12 AE A1 EF	10D1:D3 B2 AE A6 B7 AC A5 B7 3C	1379:20 77 B5 60 AD A1 B7 AA 58
0E31:B7	AC A0 B7 88 8C 9F B7 51	10D9:86 FC 84 FB A2 08 AD 27 84	1381:AD A0 B7 38 ED A2 B6 8D 16
0E39:C0	FF D0 01 CA 8E 9E B7 65	10E1:B5 D0 C0 20 C6 FF 20 CF DA	1389:A0 B7 B0 01 CA 8A 38 ED F2
0E41:AD	A6 B7 C9 C0 90 0B F0 C0	10E9:FF 20 CF FF 4C 16 B3 20 4E	1391:A8 B6 8D A1 B7 60 AD A0 C0
0E49:02	B0 11 AD A5 B7 C9 A8 D7	10F1:C9 FF 20 D2 FF 20 D2 FF 4E	1399:B6 18 6D A2 B6 8D A0 B6 DC
0E51:B0	0A A9 C0 8D A6 B7 A9 A9	10F9:20 30 AF A0 00 B1 FB A8 9D	13A1:90 03 EE A6 B6 AD A6 B6 89
0E59:A8	8D A5 B7 AD A6 B7 CD A2	1101:20 42 AF 98 20 D2 FF 20 AF	13A9:18 6D A8 B6 8D A6 B6 AD D9
0E61:A1	B7 90 17 F0 02 B0 08 B8	1109:28 B5 A5 FC CD A1 B7 90 26	13B1:A1 B6 18 6D A2 B6 8D A1 DC
0E69:AD	A5 B7 CD A0 B7 90 0B A9	1111:E7 A5 FB CD A0 B7 90 E0 D2	13B9:B6 90 03 EE A7 B6 AD A7 C9
0E71:A9	01 8D A2 B7 20 50 B3 11	1119:4C 3F B3 20 B7 FF 29 40 F9	13C1:B6 18 6D A8 B6 8D A7 B6 73
0E79:4C	57 B0 60 AD 9E B7 CD D2	1121:D0 18 20 CF FF A8 20 30 C5	13C9:60 AD C0 07 8D 95 B7 8D D3
0E81:A6	B7 90 1B F0 02 B0 08 9B	1129:AF 98 A0 00 91 FB 20 42 5C	13D1:A5 B6 AD 9F B6 D0 17 AD FC
0E89:AD	9F B7 CD A5 B7 90 0F 74	1131:AF 20 28 B5 A5 FC C9 FD 46	13D9:A5 B7 8D A0 B6 AD A6 B7 ED
0E91:AD	A5 B7 8D 9F B7 AD A6 9B	1139:90 E1 A5 FB 8D A0 B7 A5 94	13E1:8D A6 B6 EE 9F B6 A9 07 70
0E99:B7	8D 9E B7 20 AF AC 20 7D	1141:FC 8D A1 B7 A9 08 20 C3 66	13E9:8D 20 D0 4C 97 B7 AD A5 5A
0EA1:A0	B0 4C AF AC AD A6 B7 DF	1149:FF 20 CC FF 20 E1 B0 20 17	13F1:B7 8D A1 B6 AD A6 B7 8D 5B
0EA9:CD	A4 B7 F0 05 B0 0B 4C 29	1151:7C B8 4C B9 B4 AC A1 B7 58	13F9:A7 B6 CD A6 B6 90 56 F0 53
0EB1:E0	B0 AD A5 B7 CD A3 B7 6E	1159:AD A0 B7 18 6D A2 B7 90 E8	1401:4C A9 05 8D 20 D0 AD A7 7A
0EB9:90	2B AC A6 B7 AD A5 B7 60	1161:01 C8 C0 FD 90 08 C9 00 66	1409:B6 8D A8 B6 AD A1 B6 38 0A
0ECL:38	E9 2D B0 01 88 C0 C0 91	1169:D0 04 A0 FD A9 00 8D A0 F1	1411:ED A0 B6 8D A2 B6 B0 03 5C
0EC9:90	0F F0 02 B0 04 C9 A8 02	1171:B7 8C A1 B7 60 AC A1 B7 F2	1419:CE A8 B6 AD A8 B6 38 ED 03
0ED1:90	07 8C 9E B7 8D 9F B7 5E	1179:AD A0 B7 38 ED A2 B7 B0 2F	1421:A6 B6 8D A8 B6 A9 00 8D 70
0ED9:60	AD A5 B7 8D 9F B7 AD C9	1181:01 88 C8 B6 8D 90 0D F0 55	1429:9F B6 AD A1 B7 8D AA B6 9E
0EE1:A6	B7 8D 9E B7 60 A9 04 71	1189:02 B0 E3 CD A5 B7 90 04 63	1431:AD A0 B7 8D A4 B6 AD C0 44
0EE9:85	FC A9 8D 85 FE A9 00 46	1191:F0 02 B0 DA 60 20 42 AF 28	1439:07 8D A5 B6 AD A2 B6 18 E5
0EF1:85	FB 85 FD AA A8 A9 20 CB	1199:20 E1 B0 20 B7 B3 A9 08 44	1441:69 01 8D A2 B6 90 03 EE 27
0EF9:91	FB A9 0B 91 FD C8 D0 AA	11A1:20 C3 FF 20 CC FF A5 C5 3E	1449:A8 B6 4C 97 B7 AD A0 B6 E2
0F01:F5	E6 FC E6 FE E8 E0 04 43	11A9:C9 40 F0 FA 20 E1 B0 A9 22	1451:CD A1 B6 9D AC AD A0 B6 BC
0F09:90	EC A9 13 4C D2 FF A9 68	11B1:00 85 C6 20 D8 B7 20 E6 DC	1459:8D A2 B7 8D A1 B6 8D A0 66
0F11:A8	8D A0 B7 8D A5 B7 A9 92	11B9:B7 4C AF AC A9 97 20 D2 4A	1461:B6 AD A2 B7 8D A1 B6 AD 2E
0F19:C0	8D A1 B7 8D A6 B7 EE 10	11C1:FF 20 CC FF A9 08 A2 08 40	1469:A6 B6 8D A2 B7 AD A7 B6 EB

1471:8D	A6	B6	AD	A2	B7	8D	A7	72	1719:8D	A5	B7	4C	23	AF	A9	A8	07	19C1:11	AD	F6	BB	C9	0B	B0	0A	68
1479:B6	4C	FC	BD	20	42	AF	A0	15	1721:8D	A5	B7	A9	C0	8D	A6	B7	52	19C9:A2	10	20	FC	BB	A2	00	4C	D9
1481:00	B9	99	B6	F0	07	99	74	02	1729:4C	23	AF	AC	A1	B7	AD	A0	EE	19D1:5C	BC	20	28	BC	20	FC	BB	04
1489:07	C8	4C	7C	B6	A4	C5	C0	4D	1731:B7	38	E9	02	8D	A5	B7	B0	C9	19D9:AD	81	BC	8D	F7	BB	AD	82	40
1491:40	F0	FA	A2	01	A5	C5	C9	93	1739:01	88	8C	A6	B7	4C	23	AF	EA	19E1:BC	8D	F8	BB	A9	02	8D	F5	17
1499:40	D0	FA	4C	7C	B8	05	12	1D	1741:00	00	00	A0	00	8C	CA	B9	FA	19E9:BB	8D	F9	BB	A9	22	8D	F6	40
14A1:12	0F	12	00	00	00	00	00	D8	1749:20	E4	FF	F0	FB	C9	0D	F0	E1	19F1:BB	8D	FA	BB	20	28	BC	4C	E7
14A9:00	00	00	00	00	00	00	00	D1	1751:70	AC	CA	B9	C0	08	D0	0E	AD	19F9:5C	BC	00	00	00	00	00	00	89
14B1:AD	A5	B6	00	03	4C	77	B6	EC	1759:C9	A1	F0	04	C9	50	D0	E8	35	1A01:00	A9	04	85	FC	A9	EB	85	64
14B9:A9	0F	8D	20	D0	AD	A2	B6	67	1761:38	E9	40	4C	AE	B9	C9	30	13	1A09:FB	A0	00	A9	10	8D	FB	BB	68
14C1:18	6D	A0	B7	90	04	A9	01	C9	1769:90	DE	C9	3A	B0	DA	C0	00	E6	1A11:E0	10	90	02	A2	0F	E0	00	FE
14C9:D0	02	A9	00	18	6D	A1	B7	81	1771:D0	07	C9	32	90	28	4C	43	27	1A19:D0	05	A9	F5	4C	1C	BC	A9	81
14D1:18	6D	A8	B6	90	03	4C	77	82	1779:B9	C0	01	D0	0B	AE	16	BA	DB	1A21:6B	91	FB	20	4C	BB	CA	CE	A6
14D9:B6	20	30	AF	AD	A1	B7	8D	57	1781:E0	30	F0	04	C9	33	B0	C0	C7	1A29:FB	BB	D0	EA	60	A2	00	AD	4E
14E1:A9	B6	AD	A0	B7	8D	AB	B6	3E	1789:C0	03	D0	07	C9	36	90	0E	B9	1A31:F7	BB	C0	F9	BB	90	29	F0	0D
14E9:18	6D	AD	B6	8D	A0	B7	90	28	1791:4C	43	B9	C0	05	D0	07	C9	3D	1A39:02	BB	08	AD	F8	BB	CD	FA	C3
14F1:03	EE	A1	B7	AD	A1	B7	18	82	1799:36	90	03	4C	43	B9	C0	02	B0	1A41:BB	90	1D	AD	FA	BB	18	6D	5A
14F9:6D	AD	B6	8D	A1	B7	C9	FD	30	17A1:D0	04	C8	4C	AE	B9	C0	05	F9	1A49:F6	BB	8D	FA	BB	90	03	EE	5E
1501:90	0F	AD	A9	B6	8D	A1	B7	6E	17A9:D0	04	C8	4C	AE	B9	C0	09	06	1A51:F9	BB	AD	F9	BB	18	6D	F5	D5
1509:AD	A3	B6	8D	A0	B7	4C	77	96	17B1:D0	01	88	99	16	BA	99	82	84	1A59:BB	8D	F9	BB	EB	4C	2A	BC	53
1511:B6	AD	A9	B6	85	FE	AD	A3	C9	17B9:04	C8	8C	CA	B9	C0	0A	D0	10	1A61:60	A9	07	85	FC	A9	4D	85	18
1519:B6	85	FD	AD	A0	B7	85	FB	85	17C1:87	A0	00	B9	82	04	99	16	E4	1A69:FB	AD	00	E0	1E	90	02	A2	AB
1521:AD	A1	B7	85	FC	A0	00	B1	F5	17C9:BA	C8	C0	0A	90	F5	60	00	5D	1A71:1D	E0	00	E0	05	A9	F8	4C	86
1529:FD	91	FB	20	A7	B7	C6	FD	DF	17D1:A9	70	8D	59	04	A9	6E	8D	69	1A79:77	BC	A9	72	91	FB	CA	C8	CF
1531:A5	FD	C9	FF	D0	02	C6	FE	02	17D9:64	04	A9	7D	8D	81	04	A9	6C	1A81:C0	1E	90	ED	60	00	00	00	91
1539:A5	FE	CD	A6	B7	90	0B	F0	21	17E1:6D	8D	8C	04	A0	00	A9	40	94	1A89:0B	08	FF	FF	9E	32	32	38	9F
1541:02	B0	E4	A5	FD	CD	A5	B7	B9	17E9:99	5A	04	C8	C0	0A	90	F8	D0	1A91:38	00	F8	08	FF	FF	8F	22	C2
1549:B0	DD	AD	A6	B7	CD	A6	B6	5C	17F1:60	A9	20	A0	00	99	74	07	1F	1A99:0D	0D	0D	0D	0D	0D	0D	0D	CD
1551:90	10	F0	03	4C	5D	B7	AD	0B	17F9:C8	C0	24	90	FB	60	00	00	93	1AA1:0D	0D	0D	0D	0D	0D	0D	0D	D5
1559:A5	B7	CD	A0	B6	B0	03	20	A6	1801:00	00	00	00	00	00	00	00	31	1AA9:0D	0D	0D	0D	0D	0D	0D	0D	DD
1561:91	B5	AD	A0	B6	85	FB	AD	F2	1809:00	00	00	00	00	00	00	00	39	1AB1:20	20	20	20	20	20	20	20	E5
1569:A6	B6	85	FC	A0	00	AD	A5	1B	1811:00	00	00	00	00	00	00	00	39	1AB9:20	20	20	20	20	20	20	20	D6
1571:B7	85	FD	AD	A6	B7	85	FE	91	1819:4C	6E	BA	00	00	3A	00	00	48	1AC1:C0	C0	C0	C0	C0	C0	C0	C0	F5
1579:B1	FB	91	FD	20	28	B5	20	BA	1821:3A	00	00	10	0D	00	00	00	D7	1AC9:C0	C0	C0	AE	0D	20	20	20	DA
1581:2F	B5	A5	FC	CD	A7	B6	90	40	1829:00	00	00	00	00	00	00	00	59	1AD1:20	20	20	20	20	B0	C0	0A	2A
1589:EF	A5	FB	CD	A1	B6	90	EB	63	1831:00	00	00	00	00	00	00	00	61	1AD9:C0	BD	43	4F	50	59	52	49	11
1591:F0	E6	A0	80	20	58	BB	A2	86	1839:00	00	00	00	00	00	00	00	69	1AE1:47	48	54	20	31	39	38	38	6F
1599:00	60	00	00	A5	C5	C9	40	F3	1841:00	00	00	00	00	00	00	00	71	1AE9:AD	C0	C0	C0	AE	0D	20	20	53
15A1:D0	FA	60	E0	00	00	00	00	0D	1849:00	00	00	00	00	00	00	00	79	1AF1:20	20	20	20	20	DD	DD	43	C4
15A9:00	00	00	00	C6	FB	A5	FB	41	1851:00	00	00	00	00	00	00	00	81	1AF9:4F	4D	50	55	54	45	21	20	A2
15B1:C9	FF	D0	02	C6	FC	60	20	06	1859:00	00	00	00	00	00	00	00	89	1B01:20	50	55	42	4C	49	43	41	79
15B9:30	AF	A9	04	85	FE	A9	A0	79	1861:00	00	00	00	00	00	00	00	91	1B09:54	49	4F	4E	53	DD	0D	20	D6
15C1:85	FC	A9	00	85	FB	85	FD	48	1869:00	00	00	00	00	00	00	00	99	1B11:20	20	20	20	20	20	20	AD	D4
15C9:A8	AA	B1	FD	91	FB	C8	D0	E7	1871:00	00	00	AD	1E	BA	C9	10	FB	1B19:C0	C0	AE	33	32	34	20	20	AB
15D1:F9	E6	FC	FE	FE	E8	E0	04	22	1879:00	08	A9	80	8D	3B	B9	4C	6A	1B21:57	2E	20	57	45	4E	44	4F	43
15D9:90	F0	4C	42	AF	20	30	AF	44	1881:82	BA	A9	00	8D	3B	B9	AD	51	1B29:56	45	52	B0	C0	C0	BD	CD	22
15E1:A9	A0	85	FE	A9	04	85	FC	0F	1889:1A	BA	38	E9	30	8D	3C	B9	05	1B31:20	20	20	20	20	20	20	20	67
15E9:4C	BD	B7	A9	04	85	FC	A9	15	1891:AD	19	BA	38	E9	30	0A	0A	E7	1B39:20	20	20	AD	AE	47	52	45	E2
15F1:D1	85	FB	A8	A9	20	91	FB	5D	1899:0A	0A	0D	3C	B9	8D	0A	DC	AE	1B41:45	4E	53	42	4F	52	4F	2C	CA
15F9:C8	C0	15	90	F7	A0	00	20	C6	18A1:AD	1D	BA	38	E9	30	8D	3D	33	1B49:20	4E	43	B0	BD	0D	20	20	19
1601:4C	BB	A5	FC	C9	06	90	EC	3B	18A9:B9	AD	1C	BA	38	E9	30	0A	25	1B51:20	20	20	20	20	20	20	20	87
1609:A5	FB	C9	B1	90	E6	20	86	42	18B1:0A	0A	0A	0D	3D	B9	8D	09	70	1B59:20	20	AD	C0	C0	C0	C0	C0	B4
1611:88	4C	6F	B8	20	E4	FF	C9	84	18B9:DC	AD	17	BA	38	E9	30	18	34	1B61:C0	C0	C0	C0	C0	C0	C0	C0	97
1619:0D	F0	25	C9	20	B0	03	4C	5F	18C1:0D	3B	B9	8D	3B	B9	AD	16	89	1B69:C0	BD	0D	0D	0D	0D	0D	0D	A5
1621:38	B8	C9	40	90	12	C9	5E	93	18C9:BA	38	E9	30	0A	0A	0A	0A	3C	1B71:0D	0D	0D	0D	00	00	00	00	E3
1629:90	0B	C9	C0	B0	03	4C	38	08	18D1:0D	3B	B9	8D	0B	DC	A9	00	86									
1631:88	C9	DE	90	04	38	E9	40	26	18D9:8D	08	DC	20	CB	B9	AD	0B	1C									
1639:00	38	E9	80	60	A2	40	60	57	18E1:DC	29	80	F0	08	A9	10	8D	7E									
1641:A9	1F	60	20	A7	B7	20	23	97	18E9:1E	BA	4C	ED	BA	A9	01	8D	4C									
1649:AF	A0	00	20	30	AF	B1	FB	17	18F1:1E	BA	AD	0B	DC	29	10	4A	3C									
1651:8D	85	B8	49	80	91	FB	20	B3	18F9:4A	4A	4A	18	69	30	8D	16	E9									
1659:AF	AC	20	61	BB	A0	05	20	D2	1901:BA	AD	0B	DC	29	0F	18	69	4A									
1661:30	AF	20	23	AF	AD	85	BB	BF	1909:30	8D	17	BA	AD	0A	DC	29	BD									
1669:91	FB	20	28	B5	20	23	AF	08	1911:F0	4A	4A	4A	4A	18	69	30	F1			</						


```

RESS ANY KEY TO TRY AGAIN
PM 90 GETA$:IFAS$=""THEN90
GK 100 GOTO40
FC 110 PRINT"{CLR}{YEL}
      {4 DOWN}"TAB(18)"1581"
AX 120 PRINTTAB(10)"E33
      {2 SPACES}{ED}{RVS}
      {OFF}{EF}
GR 130 PRINTTAB(10)"{2 SPACES}
      {RVS}{EJ}{EU}{EL}{OFF}"
HX 140 PRINTTAB(10)"{2 SPACES}
      {RVS}{RIGHT}{OFF} LPH
      ABETIZER
RQ 150 PRINT"73{4 DOWN}":A$="
      COPYRIGHT{2 SPACES}1989
      ":PRINTTAB(20-LEN(A$)/2
      )A$
PX 160 A$="COMPUTE! PUBLICATIO
      NS, INC.":PRINTTAB(20-L
      EN(A$)/2)A$
GR 170 A$="ALL RIGHTS RESERVED
      ":PRINTTAB(20-LEN(A$)/2
      )A$"{2 DOWN}"{YEL}"
GB 180 A$="PRESS A KEY TO CONT
      INUE":PRINTTAB(20-LEN(A
      $)/2)A$
FR 190 GETA$:IFAS$=""THEN190
RH 200 PRINT"{CLR}{18 DOWN}SCA
      NNING";
KB 210 OPEN15, DV, 15, "I0":OPEN5
      , DV, 5, "#":S=3
SE 220 PRINT#15, "U1:";5;0;40;S
CE 230 PRINT#15, "U1:";5;0;40;S
SK 240 GET#5, T$, S$:S=ASC(S$)
PC 250 A$="":L=2:FORE=0TO29:GE
      T#5, B$:A$=A$+CHR$(ASC(B
      $+CHR$(0))):NEXT:GOSUB1
      050
QF 260 GET#5, B$, B$
MR 270 FORRAY=1TO6:A$=""
CD 280 FORE=0TO29:GET#5, B$:A$=
      A$+CHR$(ASC(B$+CHR$(0))
      ):NEXT:GOSUB1050
PF 290 GET#5, B$, B$:NEXT RAY
PJ 300 A$="":FORE=0TO29:GET#5,
      B$:A$=A$+CHR$(ASC(B$+CH
      R$(0))):NEXT
FF 310 GOSUB1050:IFASC(T$+CHR$(
      0))=40THEN220
CP 320 PRINT
QE 330 PRINT#15, "U1:";5;0;40;0
      :GET#5, A$, A$, A$, A$:H$="
      ":FORZ=1TO16:GET#5, A$
GQ 340 H$=H$+A$:NEXT:CLOSE 5:C
      LOSE 15
HP 350 PRINT"{CLR}{YEL}ALPHABE
      TIZED DIR OF {RVS}"H$"
      {DOWN}"
XR 360 FOR T=1TO V
RF 370 IFLEN(Z$(T))=0THENVP=1:
      FORU=TTOV-1:Z$(U)=Z$(U+
      1):NEXTU:V=V-1:Z$(V+1)="
      "
HS 380 IF VP=1 THEN T=T-1:VP=0
      :GOTO360
EE 390 NEXTT
GD 400 FORC=1TOV:PRINTRIGHT$(
      "000"+RIGHT$(STR$(C), LEN
      (STR$(C))-1), 3)+"
      {5 SPACES}";
SJ 410 PRINTCHR$(34)+MID$(Z$(C
      ), 4, 16)+CHR$(34),
QM 420 PRINTMID$("DELSEQPRGUSR
      RELCBM", ABS(ASC(LEFT$(Z
      $(C), 1))AND15)*3+1, 3);
PP 430 PRINTASC(MID$(Z$(C), 29,
      1))+ASC(MID$(Z$(C), 30, 1
      ))*256
JC 440 NEXT:GOSUB720
GK 450 PRINT:PRINT"{CLR}{YEL}S
      AVE THIS NEW DIRECTORY?
      {RVS}{OFF}{LEFT}";

```

```

QR 460 GETA$:IFAS$=""THEN460
JM 470 PRINTA$:IFAS$<"Y"THEN A
      $="N":GOTO680
RJ 480 CLOSE 15:OPEN15, DV, 15, "
      I0":OPEN5, DV, 5, "#":S=3
AQ 490 IF 8*(V/8)>INT(V/8)*8TH
      ENV=INT((V/8)+1)*8
BF 500 H$=""
EX 510 FORB=3TOV/8+2:AK$=""
RE 520 GOTO610
RE 530 FORG=1TO8:AK$=AK$+CHR$(
      0)+CHR$(0):FORZ=3TO30
      AK$=AK$+CHR$(ASC(MID$(Z
      $(G+(B-3)*8), Z, 1)+CHR$(
      0))):NEXT Z, G:PRINT LEN
      (AK$)
XK 550 IFB<A/8+2THENPRINT#5, CH
      R$(40)+CHR$(B+1):FORZ=
      1TO254
CX 560 PRINT#5, CHR$(ASC(MID$(A
      K$, Z, 1)+CHR$(0))):NEXT
      Z
CS 570 PRINT#15, "U2:";5;0;40;B
      :NEXTB:CLOSE 5
XX 580 IFB=V/8+2THENPRINT#5, CH
      R$(0)+CHR$(255):FORZ=1
      TO254
FA 590 PRINT#5, CHR$(ASC(MID$(A
      K$, Z, 1)+CHR$(0))):NEXT
      Z:PRINT#15, "U2:";5;0;40
      ;B
AB 600 NEXTB:CLOSE5
AK 610 PRINT#15, "B-P:";5;0:IFB
      <V/8+2THENPRINT#5, CHR$(
      40)+CHR$(B+1);
AH 620 IFB=V/8+2THENPRINT#5, CH
      R$(0)+CHR$(255);
AM 630 FORZ=1TO30:PRINT#5, CHR$(
      ASC(MID$(Z$(1+(B-3)*8)
      ), Z, 1)+CHR$(0))):NEXTZ
SE 640 FORG=2TO8:PRINT#5, CHR$(
      0)+CHR$(0):FORZ=1TO30
      CK 650 PRINT#5, CHR$(ASC(MID$(Z
      $(G+(B-3)*8), Z, 1)+CHR$(
      0))):NEXTZ, G
XQ 660 PRINT#15, "U2:";5;0;40;B
      :NEXTB
PQ 670 CLOSE 5:CLOSE 15:PRINT"
      {YEL}COLLECTING DISK...
      {DOWN}":OPEN15, DV, 15, "V
      0":CLOSE15
PX 680 PRINT"{DOWN}DO YOU WANT
      TO TRY ANOTHER? {RVS}
      {SPACE}{OFF}{LEFT}";
BH 690 GETA$:IFAS$<"Y"ANDAS$<"
      N"THEN690
FK 700 PRINTA$:IFAS$="Y" THEN C
      LR:GOTO20
KC 710 END
DX 720 PRINT"{2 DOWN}{YEL}WOUL
      D YOU LIKE TO EDIT THIS
      ORDER? {RVS}{OFF}
      {LEFT}";:K=1
XQ 730 GETA$:IFAS$<"Y"ANDAS$<"
      N"THEN730
SB 740 IF A$="N"THEN RETURN
EA 750 JJ=24:IFV<K<24THENJJ=V-
      K+1
SA 760 PRINT"{CLR}{YEL}";:FORA
      =1TOJJ:
CS 770 PRINTCHR$(34)+MID$(Z$(A
      +K-1), 4, 16)+CHR$(34):NE
      XT
QC 780 PRINT"{HOME}{YEL}"+LEFT
      $("{RIGHT}{23 DOWN}", O+
      1)+"{RED}"+MID$(Z$(K+O)
      ), 4, 16);
CD 790 GET A$:IFAS$=""THEN790
XQ 800 IFA$="-"AND K-24=1 THE
      NK=K-24:O=0:GOTO750
ME 810 IFA$="+AND K+24=V THE
      NK=K+24:O=0:GOTO750

```

```

AD 820 IF A$="{DOWN}" AND O<JJ
      -1THEN GOSUB1030:O=O+1:
      GOTO780
RF 830 IF A$="{UP}" AND O>0 TH
      EN GOSUB1030:O=O-1:GOTO
      780
RS 840 IFA$="P"AND P=0 THEN P=
      1:GOSUB890:GOTO750
XM 850 IF A$="Q" THEN RETURN
BS 860 GOTO790
AA 870 GET A$:IFAS$<"Y"ANDAS$<"
      N"THEN870
CR 880 END
DS 890 SI$=Z$(K+O):FORA=K+O TO
      V-1:Z$(A)=Z$(A+1):NEXT
      EX 900 Z$(V)="{32 SPACES}"
XH 910 JJ=24:IFV<K<24THENJJ=V-
      K+1
PB 920 PRINT"{CLR}{YEL}";:FORA
      =1TOJJ
XE 930 PRINTCHR$(34)+MID$(Z$(A
      +K-1), 4, 16)+CHR$(34):NE
      XT
HF 940 PRINT"{HOME}"+LEFT$(
      {RIGHT}{23 DOWN}", O+1)+
      "{RVS}{RED}"+MID$(Z$(K+
      O), 4, 16)+"{OFF}";
SK 950 GET A$:IFAS$=""THEN950
ER 960 IFA$="-"AND K>1 THENK=K
      -24:O=0:GOTO910
BB 970 IFA$="+AND K+24<=V THE
      NK=K+24:O=0:GOTO910
HG 980 IF A$="{DOWN}" AND O<JJ
      -1 THEN GOSUB1030:O=O+1
      :GOTO940
GA 990 IF A$="{UP}" AND O>0 TH
      EN GOSUB1030:O=O-1:GOTO
      940
QD 1000 IFA$="P"AND P=1 THEN P
      =0:GOTO1020
KS 1010 GOTO950
FA 1020 FORA=V-1 TO K+OSTEP-1:
      Z$(A+1)=Z$(A):NEXT:Z$(
      K+O)=SI$:SI$="":RETURN
HK 1030 PRINT"{HOME}"+LEFT$(
      {RIGHT}{23 DOWN}", O+1)
      +"{YEL}"+MID$(Z$(K+O),
      4, 16);
DA 1040 RETURN
FM 1050 IFA$=O$ORASC(LEFT$(A$,
      1))<129 THEN RETURN
JB 1060 IFV<0THENFORB=1TOV:IF
      MID$(A$, 4, 16)>MID$(Z$(
      B), 4, 16)THEN NEXT
QR 1070 PRINT".":FORC=V+1TOBS
      TEP-1:Z$(C)=Z$(C-1):NE
      XT:Z$(B)=A$:IFV<296THE
      NV=V+1
XF 1080 RETURN

```

Arcade Machine

See instructions in article on page 53 before typing in.

Program 1: Arcade Machine

```

0801:0B 08 00 00 9E 32 30 36 EC
0809:31 00 00 00 A2 05 A0 00 1C
0811:98 99 00 75 C8 D0 FA EE 99
0819:14 08 CA 10 F4 A9 00 85 63
0821:37 A9 60 85 38 A2 14 A0 B0
0829:00 B9 45 08 99 00 60 C8 27
0831:00 F7 EE 2C 08 EE 2F 08 AA
0839:CA D0 EE 20 00 60 20 44 C8
0841:A6 4C 86 E3 A0 0B B9 4C 3F
0849:6C 99 74 B9 D0 6C 99 40
0851:D4 74 88 10 F1 A0 53 B9 6D
0859:8C 74 4A 99 80 74 B9 2C 25
0861:74 6A 99 20 74 88 10 EF 51
0869:78 2A 60 58 60 20 C0 4E
0871:63 A9 00 85 04 8D A7 02 9D

```


0879:8D	A8	02	20	9F	63	A2	18	A4	0B21:00	8D	00	DD	60	20	EA	62	34	0DC9:78	B9	48	78	48	B9	40	78	41	
0881:20	BA	6C	A2	05	BD	6F	60	66	0B29:20	F9	62	4C	59	69	20	F6	86	0DD1:A8	68	20	38	68	20	76	69	FB	
0889:9D	04	03	BD	75	60	9D	30	3E	0B31:62	4C	3C	68	20	F6	62	4C	87	0DD9:CA	10	85	AD	05	75	D0	03	8B	
0891:03	BD	79	60	9D	14	03	CA	D5	0B39:59	69	20	48	64	A9	04	20	D0	0DE1:4C	5F	66	AD	E0	78	10	03	AD	
0899:10	EB	AD	FA	8D	12	D0	A9	91	0B41:61	64	A6	FF	60	20	48	64	6E	0DE9:4C	BC	66	AD	A5	D0	29	81	C0	
08A1:81	8D	1A	D0	AD	11	D0	29	A2	0B49:20	5F	64	AF	6F	9D	27	D0	D3	0DF1:C9	01	D0	EC	A2	02	AD	15	A7	
08A9:7F	8D	11	D0	A9	2C	8D	BA	DF	0B51:60	20	48	64	20	50	64	9D	97	0DF9:D0	3D	D6	6B	F0	0A	BD	E0	69	
08B1:64	58	60	B0	60	70	61	4D	F5	0B59:00	79	20	50	64	9D	10	79	0A	0E01:78	30	05	BD	58	78	D0	03	2B	
08B9:62	FE	63	F5	63	AD	64	66	87	0B61:20	50	64	9D	08	79	4C	E5	A6	0E09:4C	57	66	AD	1B	D4	DD	58	09	
08C1:FE	7F	60	48	8A	48	98	48	B0	0B69:69	20	48	64	20	50	64	9D	34	0E11:78	B0	F5	BD	60	78	C9	02	AA	
08C9:A9	7F	8D	0D	DD	AC	0D	DD	AA	0B71:BC	02	20	50	64	9D	C4	02	94	0E19:A9	BC	A0	C4	90	04	A9	C4	46	
08D1:30	1F	20	02	FD	F0	17	20	E7	0B79:4C	28	6A	20	48	64	20	50	73	0E21:A0	BC	8D	EB	65	8D	F6	65	E1	
08D9:BC	F6	20	E1	FF	D0	12	20	AF	0B81:64	9D	BC	02	4C	28	6A	20	E0	0E29:8C	FD	65	8C	00	66	BD	BC	52	
08E1:15	FD	20	A3	FD	20	18	E5	C0	0B89:48	64	4C	2E	63	A9	14	20	53	0E31:02	18	7D	68	78	18	69	02	83	
08E9:20	2A	60	6C	02	A0	4C	5B	ED	0B91:66	64	20	79	00	F0	0A	86	ED	0E39:38	ED	BC	02	C9	05	80	5B	C3	
08F1:FE	4C	72	FE	A6	7A	A0	54	37	0B99:FF	A9	18	20	FB	62	9D	47	0B	0E41:BD	CA	02	CD	CA	02	BD	60	94	
08F9:84	0F	BD	00	02	10	07	C9	EF	0BA1:75	8E	A7	02	60	A9	01	2C	03	0E49:78	29	01	F0	04	B0	4C	D0	67	
0901:FF	F0	3E	E8	D0	F4	C9	20	B3	0BA9:A9	00	8D	84	63	20	79	00	1D	0E51:02	90	48	BD	70	78	90	04	02	
0909:0F	37	85	08	C9	22	F0	56	A1	0BB1:D0	0F	A2	05	AD	84	63	9D	7C	0E59:49	FF	69	00	BC	60	78	C0	60	
0911:24	0F	70	2D	C9	3F	D0	04	CA	0BB9:00	75	CA	10	FA	60	20	FD	1F	0E61:02	A0	00	90	03	A8	A9	00	BD	
0919:A9	99	D0	25	C9	30	90	04	07	0BC1:AE	38	E9	E5	90	0C	AA	A9	8C	0E69:8C	FC	A2	07	20	38	68	A6	26	
0921:C9	3C	90	1D	84	71	A0	00	36	0BC9:00	9D	00	75	20	73	00	D0	3E	0E71:FE	BD	BC	02	18	7D	80	78	63	
0929:84	0B	88	86	7A	CA	C8	E8	33	0BD1:ED	60	4C	08	AF	A9	08	20	55	0E79:8D	C3	02	BD	C4	02	18	7D	45	
0931:BD	00	02	38	F9	9E	A0	F0	62	0BD9:66	64	8D	90	78	20	5F	64	5E	0E81:88	78	8D	CB	02	20	28	6A	B9	
0939:F5	C9	80	D0	30	05	0B	A4	26	0BE1:8D	91	78	AD	90	78	8D	25	B3	0E89:BD	78	78	F0	03	8D	A7	02	60	
0941:71	E8	C8	99	FB	01	B9	FB	4C	0BE9:D0	AD	91	78	8D	26	D0	60	94	0E91:AD	02	07	20	FD	6A	20	C9	69	75
0949:01	F0	38	38	E9	3A	F0	04	C0	0BF1:A2	01	2C	A2	08	A0	01	20	2E	0E99:4C	5F	66	EB	E0	07	F0	03	17	
0951:C9	49	D0	02	85	0F	38	E9	97	0BF9:BA	FF	20	29	64	A9	00	20	ED	0EA1:4C	B2	65	AD	00	75	F0	58	28	
0959:55	D0	9F	85	08	BD	00	02	CF	0C01:D5	FF	B0	0F	A2	07	20	FD	7A	0EA9:AD	E0	78	30	53	AD	00	DC	15	
0961:F0	DF	E5	08	F0	DB	C8	99	3F	0C09:6A	BD	50	77	9D	F0	78	CA	B3	0EB1:49	FF	29	0F	C5	06	F0	48	F8	
0969:FB	01	E8	D0	F0	A6	7A	E6	E1	0C11:10	F4	60	4C	F9	E0	A2	01	D8	0EB9:85	FC	45	06	25	FC	F0	03	E2	
0971:0B	C8	B9	9D	A0	10	FA	B9	41	0C19:2C	A2	08	A0	31	20	BA	FF	F8	0EC1:20	88	66	A5	FC	FF	15	20	2D	
0979:9E	A0	D0	B4	F0	0F	BD	00	A7	0C21:20	29	64	A9	00	85	22	A9	BE	0EC9:88	66	F0	30	A2	01	4A	90	23	
0981:02	10	BC	99	FD	01	C6	7B	C6	0C29:75	85	23	A9	22	A2	98	A0	C9	0ED1:05	BC	88	75	D0	0F	E8	E0	7D	
0989:A9	FF	85	7A	60	A0	FF	CA	19	0C31:78	20	D8	FF	90	36	4C	F9	98	0ED9:05	B0	F3	60	A2	00	AC	88	28	
0991:C8	E8	BD	00	02	38	F9	A5	84	0C39:E0	20	16	64	20	ED	F5	4C	C3	0EE1:75	F0	19	D0	02	68	68	BD	65	
0999:61	F0	F5	C9	80	D0	04	05	48	0C41:04	64	20	16	64	20	A5	F4	BD	0EE9:C0	75	8D	EB	67	BD	CB	75	6D	
09A1:0B	D0	9C	A6	7A	E6	0B	C8	B9	0C49:08	48	A9	2C	8D	BA	64	A9	39	0EF1:F0	02	86	03	20	13	68	A2	C8	
09A9:B9	A4	61	10	FA	B9	A5	61	5A	0C51:00	8D	15	D0	20	9F	63	68	2B	0EF9:00	20	E5	69	A5	FC	85	06	A3	
09B1:D0	E0	F0	CA	30	03	4C	F3	49	0C59:28	60	48	AD	15	D0	8D	0C	94	0F01:A2	07	AD	15	D0	3D	D6	6B	CD	
09B9:A6	C9	FF	F0	F9	24	0F	30	4F	0C61:64	A9	00	8D	15	D0	A9	4C	7A	0F09:F0	22	BD	08	79	F0	29	DE	21	
09C1:F5	C9	CC	B0	03	4C	24	A7	1F	0C69:8D	BA	64	68	60	A9	00	20	D3	0F11:98	78	D0	24	9D	98	78	DE	15	
09C9:38	E9	CB	AA	84	A9	A0	FF	21	0C71:BD	FF	20	06	E2	20	57	E2	F5	0F19:A0	78	D0	13	BD	18	79	F0	23	
09D1:CA	F0	08	C8	B9	A5	61	10	4A	0C79:4C	BD	FF	D0	09	A2	07	20	35	0F21:14	DE	18	79	D0	0F	20	94	33	
09D9:FA	30	F5	C8	B9	A5	61	30	18	0C81:15	69	CA	10	FA	60	20	48	BA	0F29:69	20	FD	6A	4C	A7	67	FE	39	
09E1:05	20	47	AB	D0	F5	4C	EF	09	0C89:64	4C	15	69	A9	00	20	66	14	0F31:F8	07	4C	F4	66	20	E5	69	4F	
09E9:A6	53	50	52	49	54	55	4F	C9	0C91:64	85	FF	60	A9	10	20	FB	0D	0F39:BD	78	E8	78	10	58	5E	D8	78	E2
09F1:46	C6	4D	4F	56	C5	C8	4D	3F	0C99:62	60	20	48	64	A9	0C	20	85	0F41:38	78	0E	78	BD	28	76	9D	D7	
09F9:4F	56	C5	59	4D	4F	56	C5	B1	0CA1:FB	62	60	A9	08	48	20	FD	96	0F49:00	79	BD	30	76	9D	08	79	34	
0A01:43	4F	4C	4F	D2	4D	55	4C	CB	0CA9:AE	24	48	20	9E	AD	20	8D	A6	0F51:BD	38	76	9D	10	79	20	E5	91	
0A09:54	49	C3	4D	4F	44	C5	50	4E	0CB1:AD	20	BF	B1	68	AA	A5	65	5A	0F59:69	A9	01	9D	18	79	BD	70	23	
0A11:52	49	4F	52	49	54	D9	41	40	0CB9:DD	91	64	A5	64	FD	92	64	B0	0F61:76	F0	03	8D	A7	02	BD	48	39	
0A19:4E	49	CD	52	45	CC	58	52	E5	0CC1:30	10	A5	65	DD	93	64	A5	AC	0F69:76	20	06	6A	BD	50	76	20	6E	
0A21:45	CC	59	52	45	CC	53	49	A8	0CC9:64	FD	94	44	10	04	A5	65	AD	0F71:09	6A	BD	58	76	20	24	6A	D2	
0A29:5A	C5	53	4F	55	4E	C4	44	EC	0CD1:AA	60	4C	68	B2	00	00	08	03	0F79:BD	40	76	9D	27	D0	BD	60	87	
0A31:53	41	56	C5	48	41	4C	D4	1B	0CD9:00	80	FF	80	00	00	00	10	2A	0F81:76	18	7D	BC	02	9D	BC	02	5E	
0A39:57	49	4E	44	4F	57	D3	45	1E	0CE1:00	00	00	02	00	00	00	00	1A	0F89:BD	68	76	18	7D	C4	02	9D	91	
0A41:4E	41	42	4C	C5	44	49	53	FE	0CE9:01	01	00	09	00	00	00	60	B3	0F91:C4	02	4C	A4	67	A5	04	D0	11	
0A49:41	42	4C	C5	42	4C	41	53	8D	0CF1:00	AD	19	D0	8D	19	D0	29	41	0F99:93	BD	E0	78	30	8E	BD	BC	88	
0A51:D4	43	53	41	56	C5	53	43	D2	0CF9:01	D0	03	4C	7E	EA	2C	31	15	0FA1:02	9D	C8	78	BD	C4	02	9D	68	
0A59:52	45	45	CE	43	4C	4F	41	A8	0D01:EA	A2	01	BD	1E	D0	95	FD	92	0FA9:D0	78	BD	B8	78	18	7D	AD	59	
0A61:C4	44	4C	4F	41	C4	4A	4F	68	0D09:1D	D6	02	9D	D6	02	CA	10	E5	0FB1:78	9D	B8	78	BD	BC	02	7D	74	

1071:A8	75	F0	19	BC	B0	75	BD	44	1319:6A	18	7D	58	77	9D	BC	02	5D	15C1:A0	00	A2	02	18	20	F0	FF	D3
1079:B8	75	A2	00	20	59	69	98	79	1321:BD	70	77	20	40	6A	18	7D	8C	15C9:A6	26	BD	5E	72	BC	70	72	48
1081:20	4A	68	9D	30	79	A5	FB	D9	1329:68	77	9D	C4	02	20	28	6A	AC	15D1:20	35	6F	E6	9E	E6	28	A6	3D
1089:29	C0	9D	AB	78	60	18	69	8B	1331:BC	78	77	BD	80	77	20	38	F8	15D9:26	BC	8F	70	84	F9	A4	9E	F0
1091:80	4A	66	FB	4A	66	FB	38	2D	1339:68	BD	88	77	85	FC	20	76	62	15E1:A6	28	18	20	F0	FF	A4	69	A8
1099:E9	20	60	30	01	C8	84	05	FE	1341:69	BD	08	75	9D	20	79	BD	81	15E9:E6	69	B9	A1	70	08	29	7F	A8
10A1:8A	18	79	D4	68	8D	CC	68	05	1349:10	75	9D	08	79	BD	18	75	71	15F1:20	16	E7	28	10	F0	E6	28	6B
10A9:AB	B9	C8	78	85	FD	B9	BC	81	1351:9D	10	79	20	E5	69	A9	00	A3	15F9:C6	27	D0	E2	A9	00	85	29	1B
10B1:02	8D	97	68	38	E5	FD	B0	B5	1359:9D	18	79	BD	20	75	9D	27	98	1601:A9	00	85	2A	20	04	6F	E6	2C
10B9:03	49	FF	38	E9	80	85	FC	8A	1361:D0	BD	28	75	20	06	6A	BD	67	1609:2A	A5	2A	CD	02	74	90	F4	CD
10C1:A4	05	8A	18	79	6E	69	A8	49	1369:30	75	20	09	6A	BD	38	75	C9	1611:E6	29	A5	29	CD	03	74	90	36
10C9:B9	90	77	38	E5	FD	D0	03	29	1371:20	24	6A	8A	D0	02	85	03	43	1619:E7	A9	00	85	29	85	2A	A5	55
10D1:A5	05	6A	6A	85	FB	B9	90	1A	1379:60	18	6D	D4	02	8D	D4	02	C2	1621:26	C9	01	D0	08	A6	2A	20	4F
10D9:77	38	E9	00	D0	03	A5	05	E3	1381:90	03	EE	D5	02	60	A2	07	C9	1629:FD	6A	4E	E0	78	A9	FF	85	20
10E1:6A	6A	45	FB	45	FC	30	2F	E7	1389:A5	FD	D6	6B	F0	46	A9	6C		1631:C7	20	64	6F	20	04	6F	85	BC
10E9:B9	F0	77	20	35	6B	B9	D0	AF	1391:FF	85	FC	A0	07	A5	FD	39	C6	1639:E4	FF	F0	FB	48	A9	00	85	24
10F1:77	F0	03	8D	A7	02	B9	B0	AC	1399:D6	6B	F0	36	86	FB	C4	FB	31	1641:C7	20	64	F0	20	04	6F	68	35
10F9:77	48	08	A4	05	8A	18	28	DD	13A1:F0	30	BD	BC	02	38	F9	BC	71	1649:C9	38	B0	1E	C9	30	90	1A	AA
1101:F0	06	79	6E	69	4C	C7	68	A7	13A9:02	B0	04	49	FF	69	01	85	3F	1651:E9	30	AA	AD	15	D0	3D	D6	EB
1109:79	D8	68	AB	B9	90	77	A0	55	13B1:FB	BD	C4	02	38	F9	C4	02	33	1659:6B	F0	06	20	94	69	4C	DB	F8
1111:00	99	BC	02	68	D0	20	60	78	13B9:B0	04	49	FF	69	01	C5	FB	39	1661:6D	F0	20	83	6F	20	9C	69	4C
1119:08	08	00	00	08	00	18	10	C1	13C1:B0	02	A5	FB	99	30	B0	0A	AF	1669:DB	6D	C9	91	D0	08	A5	29	4C
1121:98	18	7D	6E	69	A8	B9	F8	86	13C9:C5	FC	B0	06	85	FC	98	9D	77	1671:F0	AD	C6	29	10	A9	C9	11	B8
1129:76	20	35	6B	B9	B8	76	F0	7A	13D1:EB	78	88	10	C0	CA	10	80	9E	1679:D0	0C	AD	03	74	18	E5	29	EF
1131:03	8D	A7	02	B9	78	76	AB	92	13D9:A2	00	BD	EB	78	10	05	9D	43	1681:F0	9D	E6	29	10	99	C9	9D	15
1139:F0	DD	88	D0	03	4C	94	69	45	13E1:20	79	30	29	DD	20	79	F0	62	1689:D0	08	A5	2A	F0	48	C6	2A	D7
1141:88	F0	0E	88	D0	10	A9	80	C8	13E9:24	9D	20	79	BC	E0	78	30	AF	1691:10	44	C9	1D	D0	0C	AD	02	F5
1149:85	04	9D	D8	78	60	20	48	3E	13F1:1C	A8	B9	E0	78	30	16	20	66	1699:74	18	E5	2A	F0	38	E6	2A	C5
1151:64	38	7E	D8	78	60	88	D0	38	13F9:DC	68	86	FC	A4	FC	BE	E8	C8	16A1:10	34	C9	2D	F0	0F	C9	DB	22
1159:04	A9	00	F0	05	88	D0	07	E9	1401:78	BD	E8	78	C5	FC	F0	03	80	16A9:F0	0E	C9	DD	F0	0D	C9	2B	63
1161:A9	10	A0	00	4C	38	68	88	D0	1409:2D	DC	68	A6	FC	E8	E0	08	45	16B1:D0	27	A9	01	2C	A9	FF	2C	89
1169:D0	16	BD	B0	78	49	FF	18	3D	1411:D0	C8	38	7E	E7	78	CA	D0	4A	16B9:A9	0A	2C	A9	F6	85	69	20	1E
1171:69	01	9D	B0	78	BD	38	79	EB	1419:F9	60	01	02	04	08	10	20	17	16C1:64	6F	18	65	69	85	69	A4	2E
1179:49	FF	69	00	9D	38	79	60	8E	1421:40	80	FE	FD	FB	F7	EF	DF	C8	16C9:29	BE	04	74	F0	04	E4	69	CC
1181:88	D0	16	BD	A8	78	49	FF	74	1429:8F	7F	A2	0D	20	BA	6C	A2	9D	16D1:90	04	A4	2A	91	22	4C	DB	08
1189:18	69	01	9D	AB	78	BD	30	DE	1431:07	BC	A7	02	F0	68	88	98	F3	16D9:6D	C9	86	D0	0E	A5	26	C9	2A
1191:79	49	FF	69	00	9D	30	79	A9	1439:9D	A8	02	A9	00	9D	A7	02	FC	16E1:11	90	03	4C	F9	6C	69	01	35
1199:60	88	D0	0F	98	20	4A	68	5B	1441:9D	A9	02	9D	06	D4	9D	05	80	16E9:4C	FB	6C	C9	85	D0	0F	A5	98
11A1:9D	38	79	A5	FB	29	C0	9D	CD	1449:D4	BD	E0	6C	29	FE	9D	04	B2	16F1:26	D0	05	A9	11	4C	FB	6C	BE
11A9:B0	78	60	88	D0	FC	98	4C	CE	1451:D4	B9	68	75	0A	0A	0A	0A	4D	16F9:38	E9	01	4C	FB	6C	C9	03	C9
11B1:3C	68	00	08	10	18	20	28	D5	1459:19	70	75	9D	E1	6C	B9	78	5F	1701:F0	0E	C9	88	D0	10	A9	00	07
11B9:30	38	46	FC	90	08	4E	1B	F6	1461:75	0A	0A	0A	19	80	75	D3		1709:85	04	20	7A	6F	4C	DB	6D	78
11C1:D4	90	03	20	3F	69	46	FC	FD	1469:9D	E2	6C	B9	60	75	9D	AA	01	1711:4E	91	02	4C	44	E5	C9	87	A4
11C9:90	05	4E	1B	D4	B0	9B	60	F1	1471:02	F0	03	FE	AA	02	B9	48	40	1719:D0	0B	A2	07	20	94	69	CA	28
11D1:20	79	00	F0	1E	20	48	64	D7	1479:75	9D	AB	02	D9	50	75	A9	FD	1721:10	FA	4C	DB	6D	C9	20	D0	01
11D9:5E	E0	78	BD	50	77	9D	F0	DA	1481:01	90	02	A9	FF	9D	AC	02	FA	1729:AD	A5	26	C9	05	D0	0C	A6	23
11E1:78	AD	15	D0	3D	DE	6B	CD	65	1489:B9	40	75	AB	B9	D9	6B	09	EC	1731:2A	BD	E0	78	30	A0	7E	D8	61
11E9:15	D0	F0	06	8D	15	D0	DE	8A	1491:01	9D	E0	6C	8A	B0	04	A2	47	1739:7A	D0	9B	C9	02	D0	97	A6	11
11F1:CC	02	60	A2	07	20	94	69	7C	1499:00	F0	96	4C	31	EA	BC	AB	EF	1741:2A	E8	8E	A7	02	4C	92	6E	DF
11F9:CA	10	FA	60	20	79	00	D0	A2	14A1:02	B9	20	74	9D	DC	6C	B9	77	1749:A5	2A	0A	0A	65	9E	69	05	34
1201:09	A2	07	20	C9	69	CA	10	CE	14A9:80	74	9D	DD	6C	BC	AB	02	6A	1751:A8	A5	29	38	65	9F	AA	18	FC
1209:FA	60	20	48	64	A9	00	9D	B2	14B1:BD	AA	02	F0	0D	DE	AA	02	ED	1759:20	F0	FF	20	64	6F	A4	29	29
1211:F0	78	9D	D8	78	9D	E0	78	81	14B9:D0	08	BD	E0	6C	29	FE	9D	B5	1761:BE	04	74	F0	07	A8	20	A2	4B
1219:9D	28	79	38	7E	E8	78	AD	FE	14C1:E0	6C	BD	A9	02	18	79	58	83	1769:B3	4C	2B	6F	20	3C	BC	20	6C
1221:15	D0	1D	D6	6B	8D	15	D0	AE	14C9:75	9D	AD	02	B0	07	BD	A9	30	1771:DD	BD	20	46	6F	A9	00	A0	29
1229:60	BD	00	79	9D	F8	07	BD	21	14D1:02	C9	10	90	12	E9	10	9D	6E	1779:01	85	22	84	23	A0	00	B1	63
1231:08	79	9D	98	78	BD	10	79	49	14D9:A9	02	BD	AB	02	18	7D	AC	E1	1781:22	F0	06	20	16	E7	C8	D0	72
1239:D0	02	A9	01	9D	A0	78	60	4C	14E1:02	9D	AB	02	4C	8A	6C	B9	27	1789:F6	F0	AD	02	01	D0	03	20	92
1241:20	56	64	A0	1B	D0	08	20	ED	14E9:50	75	38	FD	AB	02	F0	A4	6A	1791:53	6F	AD	03	01	D0	10	A2	39
1249:56	64	A0	1C	2C	A0	1D	4A	EF	14F1:5D	AC	02	10	9F	B9	48	75	1F	1799:02	BD	01	01	9D	02	01	CA	2A
1251:B9	00	D0	3D	DE	6B	90	03	09	14F9:9D	AB	02	4C	50	6C	BD	DC	6D	17A1:10	F7	A9	30	8D	01	01	60	E0
1259:1D	D6	6B	99	D0	E0	60	20	EC	1501:6C	9D	00	D4	CA	10	F7	60	FC	17A9:A5	29	0A	0A	0A	6D	00	74	51

1869:09 09 09 09 B8 76 08 08 C9
1871:08 08 08 08 08 08 08 A1
1879:F8 76 08 08 FF FF FF FF 45
1881:FF FF FF FF 38 77 08 03 64
1889:09 08 FF FF 07 08 08 FF 31
1891:FF FF FF FF 00 00 03 90 58
1899:77 08 04 FF FF FF FF B0 B8
18A1:77 08 04 09 09 09 09 D0 EF
18A9:77 08 04 08 08 08 08 F0 F9
18B1:77 08 04 FF FF FF FF 10 30
18B9:78 08 01 01 18 78 08 08 13
18C1:FF FF FF FF FF 00 00 03 F4
18C9:5A 78 05 07 FF 03 00 7F E1
18D1:08 00 00 2B 50 00 2B 4C DD
18D9:50 89 89 89 91 9E C2 C2 AD
18E1:C2 C2 2B BE DE 57 41 56 A2
18E9:C5 4E 4F 54 45 B1 4E 4F 9C
18F1:54 45 B2 54 45 4D 50 CF 0F
18F9:54 49 4D C5 41 54 54 43 F3
1901:CB 44 45 43 41 D9 53 55 74
1909:53 54 CE 52 45 4C 53 C5 C0
1911:45 4E 41 42 CC 42 4C 4F 1D
1919:43 CB 4A 49 46 46 D3 46 F6
1921:52 4D 45 D3 53 50 44 45 5F
1929:CE 58 53 50 C4 59 53 50 CA
1931:C4 54 49 4D C5 42 4C 4F F7
1939:43 CB 4A 49 46 46 D3 46 17
1941:52 4D 45 D3 43 4F 4C 4F 15
1949:D2 4D 4F 44 C5 58 53 49 E5
1951:5A C5 59 53 49 5A C5 58 1A
1959:4F 46 46 D3 59 4F 46 46 A5
1961:D3 53 4F 55 4E C4 58 53 1B
1969:50 C4 59 53 50 C4 B0 B1 FD
1971:B2 B3 B4 B5 B6 B7 41 43 36
1979:54 CE 53 4F 55 4E C4 50 A6
1981:4E 54 D3 44 45 4C 41 D9 66
1989:58 50 4F D3 2B 52 4E C4 27
1991:59 50 4F D3 2B 52 4E C4 AF
1999:58 53 50 C4 59 53 50 C4 A0
19A1:2B 2F AD 54 49 4D C5 54 8F
19A9:4F D0 42 4F 54 54 CD 4C D0
19B1:45 46 D4 52 49 47 48 D4 A4
19B9:58 53 50 C4 59 53 50 C4 C0
19C1:2B 2F AD 52 41 54 C5 44 5B
19C9:49 52 45 C3 41 49 CD 53 38
19D1:50 45 45 C4 53 4F 55 4E 43
19D9:C4 58 4F 46 46 D3 59 4F 56
19E1:46 46 D3 C3 E1 06 2B 2B 28
19E9:E1 E1 E1 E1 E1 E1 E1 C1
19F1:E1 E1 E1 44 45 71 71 72 53
19F9:72 72 71 71 71 71 71 EC
1A01:71 71 71 71 72 72 4F 19
1A09:50 54 3A 20 20 4A 4F 59 E5
1A11:20 43 4F 4C 20 52 50 4C 0C
1A19:20 42 44 52 20 52 4E 44 C6
1A21:20 46 49 52 00 53 50 52 85
1A29:3A 20 20 20 30 20 20 EA
1A31:31 20 20 20 32 20 20 7E
1A39:33 20 20 20 34 20 20 97
1A41:35 20 20 20 36 20 20 B0
1A49:37 00 20 20 20 20 20 01
1A51:53 31 20 20 53 32 20 20 45
1A59:53 33 20 20 53 34 20 20 D5
1A61:53 35 20 20 53 36 20 20 66
1A69:53 37 20 20 53 38 00 4A E0
1A71:4F 59 3A 20 43 4E 54 52 3B
1A79:20 55 50 20 20 44 57 4E 2E
1A81:20 4C 46 54 20 52 47 54 14
1A89:00 53 50 52 3A 20 20 74
1A91:32 20 20 20 33 20 20 67
1A99:34 20 20 20 35 20 20 8C
1AA1:36 00 82 8B 9A A0 A9 B7 50
1AA9:C5 BF D2 E6 FD 32 28 05 87
1AB1:16 3A 41 4D 72 72 72 31
1AB9:72 72 72 72 72 72 73 EE
1AC1:73 73 73 73 73 08 4F FA
1AC9:50 54 49 4F 4E 53 00 44 5D
1AD1:45 46 49 4E 45 20 53 50 E9
1AD9:52 49 54 45 53 00 53 4F F8
1AE1:55 4E 44 00 4A 4F 59 53 72
1AE9:54 49 43 4B 00 4A 4F 59 D8
1AF1:53 54 49 43 4B 20 46 49 F2
1AF9:52 45 00 45 58 50 4C 4F E8
1B01:44 45 00 53 4F 55 4E 44 90
1B09:20 4F 4E 20 43 4F 4C 4C 2B

1B11:49 53 49 4F 4E 00 50 4F 41
1B19:49 4E 54 53 20 4F 4E 20 42
1B21:43 4F 4C 4C 49 53 49 4F 94
1B29:4E 00 53 50 52 49 54 45 9B
1B31:2F 44 41 54 41 20 43 4F DD
1B39:4C 4C 49 53 49 4F 4E 53 7E
1B41:00 52 45 50 4C 41 43 45 EC
1B49:00 53 4F 55 4E 44 20 41 98
1B51:54 20 42 4F 52 44 45 52 77
1B59:53 00 50 4F 49 4E 54 53 B7
1B61:20 41 54 20 42 4F 52 44 BC
1B69:45 52 53 00 41 43 54 49 4A
1B71:4F 4E 20 41 54 20 42 4F F1
1B79:52 44 45 52 53 00 45 4E 2B
1B81:41 42 4C 45 20 52 41 4E E1
1B89:44 4F 4D 20 4D 4F 56 45 FA
1B91:00 45 4E 45 4D 59 20 46 8D
1B99:49 52 45 00 10 24 38 4C 7F
1BA1:60 74 88 9C 00 00 00 00 FF

31E8:DC C0 03 57 00 0F 77 C0 AB
31F0:03 77 00 0F 77 C0 03 77 DF
31F8:00 0F CF C0 03 33 00 00 0A
3200:00 00 00 00 00 00 00 64
3208:00 00 00 00 00 00 00 6C
3210:30 00 00 CC 00 03 33 00 CB
3218:00 FC 00 0F FF C0 03 DF 95
3220:00 3F 77 F0 0F DF C0 3F 0B
3228:77 F0 0D FD C0 3F 77 F0 E8
3230:0D FD C0 3F FF F0 0D CD 52
3238:C0 03 33 00 00 CC 00 00 57
3240:00 00 00 00 00 00 00 D4
3248:00 00 FC 00 0C CC C0 03 64
3250:33 00 30 CC 30 0F FF C0 9F
3258:C3 33 0C 3C FC F0 CF 33 2F
3260:CC 33 CF 30 CF 33 CC 33 0D
3268:03 30 0C FC C0 33 03 30 B4
3270:0C FC C0 03 03 00 0C 5F
3278:C0 03 03 00 00 00 00 5E
3280:00 00 00 00 00 00 00 15
3288:00 00 CC 00 00 00 00 00 86
3290:00 00 C3 33 0C 0C 00 C0 F1
3298:00 CC 00 C0 00 0C 0C 00 84
32A0:C0 00 30 00 30 00 30 03 50
32A8:03 00 00 00 00 30 00 30 7F
32B0:00 00 00 03 03 00 00 00 5D
32B8:00 00 00 00 00 00 00 1D
32C0:00 00 00 00 00 00 00 25
32C8:00 00 00 00 00 30 00 00 ED
32D0:00 00 03 03 00 00 00 C5
32D8:00 00 00 00 30 00 00 00 BE
32E0:00 30 00 30 00 00 00 54
32E8:00 00 00 30 00 00 00 50
32F0:0C 00 C0 00 00 00 00 73
32F8:00 00 00 00 00 00 00 5D
3300:00 00 00 00 00 00 00 66
3308:00 00 00 00 00 00 00 6E
3310:00 00 00 00 00 00 30 00 D6
3318:00 00 00 0C 00 C0 00 00 42
3320:00 00 00 00 00 30 00 00 47
3328:00 00 C0 00 0C 00 00 00 07
3330:00 00 00 00 30 00 00 00 18
3338:00 00 00 00 00 00 00 9E
3340:00 00 00 00 00 00 00 A6
3348:00 00 00 00 00 00 00 AE
3350:00 00 00 00 00 00 00 B6
3358:00 00 00 00 00 00 00 BE
3360:00 00 30 00 00 00 00 30 FC
3368:00 30 00 00 00 00 00 00 DA
3370:00 30 00 00 00 00 C0 00 64
3378:0C 00 00 00 00 00 00 E4
3380:00 00 00 00 00 00 00 E6
3388:00 00 00 00 00 00 00 EE
3390:00 00 00 00 00 00 00 F6
3398:00 00 00 00 00 00 00 FE
33A0:00 00 00 00 00 00 00 07
33AB:00 00 00 00 00 00 30 00 6F
33B0:00 00 00 C0 00 0C 00 00 53
33B8:00 00 00 00 00 30 00 00 DF
33C0:00 00 00 00 00 00 00 27
33C8:00 00 00 00 00 00 00 2F
33D0:00 00 00 00 00 00 00 37
33D8:00 00 00 00 00 00 00 3F
33E0:00 00 00 00 00 00 00 47
33E8:00 00 00 00 00 00 00 4F
33F0:00 00 00 00 00 00 30 87
33F8:00 00 00 00 C0 00 0C 00 7D
3400:0F 00 00 00 C0 00 00 00 B6
3408:00 00 30 00 00 30 00 37
3410:30 00 0A 32 80 2A BA A0 B7
3418:2A BA A0 AA AA AB AA AA FA
3420:A8 AA AA AB AA AA AA 63
3428:AA AB 2A AA A0 2A AA A0 A3
3430:2A AA A0 2A AA A0 0A AA A5
3438:80 0A AA 80 02 8A 00 00 FA
3440:00 00 00 00 00 00 00 00 A8
3448:00 00 00 00 FF FE 00 01 AD
3450:00 00 03 C0 02 0C F0 04 4B
3458:10 FF F8 10 FC 10 0F E0 10
3460:20 04 40 00 88 20 00 7F 26
3468:FC 00 00 00 00 00 00 4F
3470:00 00 00 00 00 00 00 D8
3478:00 00 00 00 00 00 00 E0
3480:00 00 00 00 00 00 00 E8
3488:00 00 00 00 07 C0 00 01 2D

Program 2: Boot

FH 10 REM COPYRIGHT 1989 COMPU
TE! PUBLICATIONS, INC. -
ALL RIGHTS RESERVED
FE 20 POKE53280,14:POKE53281,6
:PRINT"[CLR][7]
{3 SPACES}COPYRIGHT 1989
COMPUTE! PUB., INC."
CA 30 PRINTTAB(11)"ALL RIGHTS
{SPACE}RESERVED"
JK 40 PRINT"[DOWN]: LOADING AR
CADE MACHINE"
RX 50 A\$=CHR\$(34)
RC 60 PRINT"{HOME}[5 DOWN]
[BLU]PRINTCHR\$(147):DLOA
D"A\$"SPRDATA"A\$":DLOAD"A
\$"PARAMS"A\$;
SX 70 PRINT":PRINT"A\$"{CLR}ARC
ADE MACHINE ACTIVATED"A\$
"[7]{HOME}[2 DOWN]"
CG 80 POKE631,13:POKE198,2
RE 90 LOAD"ARCADE MACHINE",8

Program 3: Sprdata

30C0:00 30 00 00 FC 00 00 FC 12
30C8:00 00 FC 00 00 FC 00 00 BC
30D0:FC 00 00 FC 00 00 FC 00 79
30D8:00 FC 00 00 FC 00 00 FC 5D
30E0:00 00 FC 00 03 FF 00 03 FB
30E8:FF 00 03 FF 00 00 54 00 52
30F0:00 54 00 00 10 00 00 10 F6
30F8:00 00 00 00 00 00 00 59
3100:00 30 00 00 FC 00 00 FC 53
3108:00 00 FC 00 00 FC 00 00 FD
3110:FC 00 00 FC 00 00 FC 00 BA
3118:00 FC 00 00 FC 00 00 FC 9E
3120:00 00 FC 00 03 FF 00 03 3D
3128:FF 00 03 FF 00 00 54 00 93
3130:00 54 00 00 54 00 00 54 9E
3138:00 00 10 00 00 10 00 00 DC
3140:00 00 00 00 00 00 00 A2
3148:00 00 00 00 00 00 00 AA
3150:00 00 00 00 00 00 00 B2
3158:00 00 00 00 00 00 00 BA
3160:00 00 00 00 00 00 00 C2
3168:00 00 00 00 00 00 00 CA
3170:00 00 00 00 00 00 00 D2
3178:00 00 30 00 00 DC 00 54
3180:00 00 00 00 00 00 00 E2
3188:00 00 00 00 00 00 00 EA
3190:00 00 00 00 00 00 00 F2
3198:00 00 00 00 00 00 00 FA
31A0:00 00 00 00 00 00 00 03
31A8:00 00 00 30 00 03 33 00 80
31B0:00 FC 00 03 DF 00 00 DC 5E
31B8:00 03 DF 00 00 DC 00 00 4B
31C0:00 00 00 00 00 00 00 23
31C8:00 00 00 00 00 00 00 2B
31D0:00 00 00 00 00 00 00 33
31DB:00 00 00 00 30 00 00 00 BC
31E0:00 03 33 00 00 DC 00 0C E9


```

3C88:00 00 00 00 00 30 00 00 C1
3C90:CC C0 00 FF F0 03 1D C0 2E
3C98:00 F5 C0 03 17 F0 00 F5 49
3CA0:00 03 17 70 00 F4 30 00 F7
3CA8:FF C0 00 0C 00 00 3C 00 8A
3CB0:00 00 00 00 00 00 00 29
3CB8:00 00 00 00 00 00 00 31
3CC0:00 00 00 00 00 00 00 39
3CC8:00 00 CC 00 03 30 30 0C 20
3CD0:FF C0 00 F7 7C 33 1F F0 D8
3CD8:00 F5 CC 03 D7 70 33 7D FC
3CE0:CC 03 F7 70 0C DF 30 00 C6
3CE8:FF C0 0C 04 30 00 3F 10 63
3CF0:03 00 C0 00 CC 00 00 00 69
3CF8:00 00 00 00 00 00 00 71
3D00:00 00 00 00 00 00 0C 9E
3D08:C0 30 CC 0C 33 3C F0 0D C2
3D10:D3 70 C0 C7 1C 33 14 C7 C2
3D18:0C F5 F3 03 13 7C 3C 77 3F
3D20:13 C3 33 7C 0C 1D F0 34 2E
3D28:F3 00 0C 37 3C 00 33 10 E9
3D30:03 0C CC 00 CC 00 0D 0C 55
3D38:C0 00 C0 00 00 00 00 2B
3D40:00 00 00 0C 33 00 00 C2
3D48:C0 30 40 0C 03 0C 40 0C CC
3D50:33 30 C0 C4 0C 30 30 C1 18
3D58:04 CC 33 03 01 CC 30 D3 0E
3D60:03 03 30 C4 0C 00 30 30 60
3D68:C3 00 04 1C 03 00 33 10 95
3D70:03 0C CC 00 00 00 33 0C 7B
3D78:C0 00 40 30 00 30 00 00 1F
3D80:00 00 00 0C 00 00 00 CC 88
3D88:00 00 00 3C 00 00 00 00 C6
3D90:03 30 C0 C0 00 10 00 C0 BD
3D98:00 30 00 03 00 0C 30 03 E2
3DA0:00 00 30 00 0C 00 13 00 A7
3DA8:CC 00 C0 00 30 00 03 00 29
3DB0:03 00 0C 00 00 00 31 0C 9C
3DB8:00 0C 00 00 00 03 00 00 42
3DC0:00 00 00 00 03 00 30 00 B3
3DC8:00 00 00 00 00 00 00 43
3DD0:00 0C 00 03 00 00 00 00 7E
3DD8:00 00 00 00 00 00 30 00 B3
3DE0:00 00 00 00 00 00 00 5B
3DE8:00 00 00 C0 00 00 00 03 72
3DF0:00 00 00 00 00 00 00 6B
3DF8:00 00 03 00 30 00 00 00 55
3E00:00 00 00 00 00 00 00 7C
3E08:00 00 00 00 00 00 00 2A AE
3E10:80 00 55 50 00 AA A8 00 78
3E18:55 54 00 0A AA 00 05 54 A8
3E20:00 02 AA 00 00 55 00 00 C7
3E28:0A 80 00 03 80 00 03 80 84
3E30:00 3F F0 00 3F F0 03 FF 5E
3E38:FF 01 FF FE 00 FF FC 00 DE
3E40:00 00 00 00 00 00 00 00 BC
3E48:00 00 00 00 00 00 00 15 D9
3E50:40 00 0A A0 00 55 54 00 36
3E58:2A A8 00 15 54 00 0A AA C6
3E60:00 00 55 00 00 AA 00 00 32
3E68:0D 00 00 03 80 00 03 80 26
3E70:00 3F F0 00 3F F0 03 FF 9E
3E78:FF 01 FF FE 00 FF FC 00 1F

```

Program 4: Params

```

7500:01 01 01 01 01 01 00 00 E7
7508:D5 EE F8 E1 E1 E1 DF 11
7510:04 02 06 02 02 04 02 08 8A
7518:02 02 02 03 03 03 02 21
7520:05 00 07 0E 0D 0C 0B 07 05
7528:00 01 00 01 01 01 00 71
7530:00 00 01 00 00 00 00 3B
7538:00 00 00 00 00 00 00 23
7540:04 04 04 03 00 00 00 DE
7548:32 0A 5F 5F 00 00 00 B0
7550:00 00 00 00 00 00 00 3B
7558:0A 00 03 19 00 00 00 3A
7560:01 05 46 19 00 00 00 67
7568:00 00 0C 00 00 00 00 D4
7570:02 00 0B 00 00 00 00 BD
7578:0F 0F 02 0F 00 00 00 DF
7580:09 0A 0D 09 00 00 00 A4

```

```

7588:01 01 01 01 01 00 00 00 6C
7590:D3 00 00 D1 D5 00 00 00 31
7598:05 01 0A 00 00 00 00 87
75A0:02 02 02 00 00 00 00 4D
75A8:01 01 01 01 01 00 00 8C
75B0:00 00 00 FC 04 00 00 00 8B
75B8:00 FB 05 00 00 00 00 43
75C0:32 01 01 05 05 00 00 9D
75C8:D7 00 00 EC EE 00 00 00 E5
75D0:04 00 00 04 04 00 00 1E
75D8:02 00 00 02 02 00 00 F4
75E0:01 00 00 01 01 00 00 64
75E8:01 00 00 01 01 00 00 6C
75F0:00 00 00 01 01 00 00 F3
75F8:00 00 00 00 00 00 00 E3
7600:00 00 00 E9 0A 00 00 00 DB
7608:00 00 00 00 00 00 00 F4
7610:03 00 00 01 01 00 00 96
7618:00 00 00 CE 32 00 00 00 83
7620:05 00 00 00 00 00 00 8F
7628:F0 C5 F0 F0 F0 F0 C5 1F
7630:0A 0A 0A 0A 0A 0A 0A 1D
7638:08 0B 08 08 08 08 08 E8
7640:01 01 01 01 01 01 01 2D
7648:01 01 01 01 01 01 01 35
7650:01 01 01 01 01 01 01 3D
7658:01 01 01 01 01 01 01 45
7660:FB FC 02 F1 F9 F9 F9 FC 13
7668:F5 E4 FE F5 F5 F5 F5 E4 21
7670:02 02 02 02 02 02 02 5D
7678:00 00 03 03 03 03 03 23
7680:00 00 01 01 01 01 01 AC
7688:00 02 00 00 00 00 00 F5
7690:00 02 00 00 00 00 00 FD
7698:00 02 00 00 00 00 00 06
76A0:00 02 00 00 00 00 00 0E
76A8:00 02 00 00 00 00 00 16
76B0:00 02 00 00 00 00 00 1E
76B8:00 00 00 00 00 00 00 A5
76C0:00 00 00 00 00 00 00 AD
76C8:00 00 00 00 00 00 00 B5
76D0:00 00 00 00 00 00 00 BD
76D8:00 00 00 00 00 00 00 C5
76E0:00 00 00 00 00 00 00 CD
76E8:00 00 00 00 00 00 00 D5
76F0:00 00 00 00 00 00 00 DD
76F8:00 00 00 00 00 00 00 E5
7700:00 00 00 00 00 00 00 EE
7708:00 00 00 00 00 00 00 F6
7710:00 00 00 00 00 00 00 FE
7718:00 00 00 00 00 00 00 07
7720:00 00 00 00 00 00 00 0F
7728:00 00 00 00 00 00 00 17
7730:00 00 00 00 00 00 00 1F
7738:00 00 00 00 00 00 00 27
7740:00 00 00 00 00 00 00 2F
7748:00 00 00 00 00 00 00 37
7750:3C 00 3C 3C 3C 3C 3C 00 F3
7758:50 00 00 37 4B 5F 73 00 A1
7760:00 00 00 00 00 00 00 4F
7768:C8 00 E5 00 00 00 00 78
7770:00 00 00 00 00 00 00 5F
7778:00 00 02 00 00 00 00 A7
7780:00 00 00 04 04 04 04 00 E7
7788:00 00 00 00 00 00 00 77
7790:32 00 00 32 32 32 32 AC
7798:0C EC EB EB EB EB EB 48
77A0:0C F6 F0 0C 0C 0C 0C E6
77A8:A0 AA B4 A0 A0 A0 A0 9C
77B0:04 01 06 06 06 06 06 58
77B8:04 02 06 06 06 06 06 02 A1
77C0:04 01 00 07 07 07 07 01 C5
77C8:04 01 00 07 07 07 07 01 CD
77D0:00 00 00 00 00 00 00 BF
77D8:00 00 00 00 00 00 00 C7
77E0:00 00 00 00 00 00 00 CF
77E8:00 00 00 00 00 00 00 D7
77F0:00 00 00 00 00 00 00 DF
77F8:00 00 00 00 00 00 00 E7
7800:00 00 00 00 00 00 00 F0
7808:00 00 00 00 00 00 00 F8
7810:00 00 00 01 01 01 01 1F
7818:0A 0A 0A 00 00 00 00 D1
7820:32 32 32 00 00 00 00 FC
7828:50 50 50 00 00 00 00 5F

```

```

7830:00 00 00 00 00 00 00 21
7838:FF FF FF 00 00 00 00 29
7840:04 05 03 00 00 00 00 D4
7848:04 01 06 00 00 00 00 3C
7850:01 01 01 00 00 00 00 22
7858:00 00 FF 0A 0A 0A 0A 76
7860:00 00 00 01 01 01 01 00 6F
7868:00 00 06 00 00 00 00 1A
7870:00 00 06 0A 0A 0A 0A 4F
7878:00 00 03 03 03 03 00 24
7880:00 00 0A 00 00 00 00 B2
7888:00 00 03 00 00 00 00 D9
7890:07 01 00 00 00 00 00 45

```

Power BASIC: Binary/Hex Enhancer

Article on page 60.

```

FH 10 REM COPYRIGHT 1989 COMPU
TEI PUBLICATIONS, INC. -
ALL RIGHTS RESERVED
HK 20 PRINT"[CLR]{3 SPACES}COP
YRIGHT 1989 COMPUTE! PUB
., INC."
CA 30 PRINTTAB(11)"ALL RIGHTS
[SPACE]RESERVED"
JC 40 PRINT"[2 DOWN]POKING ML
[SPACE]DATA AT";
PQ 50 AD=PEEK(55)+256*PEEK(56)
-119
GH 60 HI=INT(AD/256):LO=AD-HI*
256
DB 70 POKE55,LO:POKE56,HI:CLR
SD 80 AD=PEEK(55)+256*PEEK(56)
DD 90 RESTORE:PRINTAD"....";
QA 100 FORI=0TO117:READX:POKEI
+AD,X:Z=Z+X:NEXT
JB 110 IFZ<>11151THENPRINT:PRI
NT"[DOWN]ERROR IN DATA
[SPACE]STATEMENTS.":STO
P
FH 120 X=AD+1:HI=INT(X/256):L
O=X-HI*256
EA 130 POKEAD+1,LO:POKEAD+6,HI
KB 140 PRINT:PRINT"DONE!":SYSA
D:NEW
BE 150 DATA 169,11,141,10,3,16
9
EE 160 DATA 192,141,11,3,96,16
9
SB 170 DATA 0,133,13,32,115,0
FX 180 DATA 8,201,37,240,8,201
RH 190 DATA 36,240,34,40,76,14
1
SA 200 DATA 174,169,0,133,98,1
33
KB 210 DATA 99,32,115,0,56,233
DB 220 DATA 48,201,2,176,11,6
FK 230 DATA 99,38,98,101,99,13
3
FF 240 DATA 99,24,144,235,24,1
44
PE 250 DATA 50,169,0,133,98,13
3
FR 260 DATA 99,32,115,0,56,233
GH 270 DATA 48,201,23,176,237,
201
FD 280 DATA 10,144,7,56,233,7
HD 290 DATA 201,10,144,226,6,9
9
QK 300 DATA 38,98,6,99,38,98
SD 310 DATA 6,99,38,98,6,99
JX 320 DATA 38,98,101,99,133,9
9
SP 330 DATA 24,144,212,162,144
,40
PD 340 DATA 56,76,73,188

```


ADVERTISERS INDEX

Reader Service Number/Advertiser Page	Reader Service Number/Advertiser Page
102 Accolade BC	131 RKDO Graphics 104
103 Accolade 16i	Schnedler Systems 79
104 ActionSoft 43	132 Sir Tech Software 5
105 Activision 31	133 Soft Lore 47
106 Aprotek 97	134 Software Discounters of America 100-101
107 BRIWALL 58-59	135 Software Support International 18
108 Brown Boxes, Inc. 104	136 Software Support International 94-95
109 CW Data-Labs 104	137 Star Micronics 49
110 CompuServe 1	138 Strategic Simulations, Inc. IBC
111 ComputAbility 39	139 Sublogic 11
112 Computer Direct 40-41	140 Sublogic 103
113 Computer Heroes 67	141 Superior Micro Systems . 60
114 Computer Repeats 105	142 Taito Software 12-13
115 Creative Micro Design . 19	Tektonics Plus 19
Crown Custom Covers . 103	143 Tenex Computer Express 69
116 Datel Computers 22-23	144 Triton 28-29
117 Fearn & Music 104	145 Tussey Computer Products 25
118 G.E. Information Services 51	146 Ultrabyte 93
119 Gosselin Computer Consultants 104	147 Weaselgraphics 104
120 Lyco Computer 32-37	
121 Master Software 47	
122 Melbourne House IFC	
123 MIBRO Co. 97	
124 Micro Cube Corp. 67	
125 Micro Prose 2	
126 Micro Prose 7	
127 Montgomery Grant 44	
NRI Schools 44i	
128 Origin Systems 27	
129 P.A.V.Y. Software 60	
130 Renco Computer Printer Supply 103	

Classified Ads 107
COMPUTE!'s Gazette Back Issues 42
COMPUTE!'s Gazette 5-Year Index 77



**NEW ULTRABYTE
V6.0 DISK
NIBBLER**

NIBBLE COPIER WITH 305 PARAMETERS FOR COMMODORE 64 AND 128

- Copies most protected disks in 2 minutes without need for parameters including rapid-locked
- 305 parameters to make unprotected copies of recent programs including VMAX protection. 100 more than V5.0. Send stamped envelope for list
- Copies up to 40 tracks using 1 or 2 1541 or 1571 drives. Copies both sides on 1571
- Copies itself (for this reason, no refunds given)

V6.0 \$29.95 PLUS \$4.00 SHIPPING

1. Disk Surgeon V2.0 -- new disk utility \$10.00
2. Ultramail -- mail list and labels } both for
 Handy-Capper -- race handicapper } \$10.00
3. McMurphy's Mansion -- text adventure } both for
 Solware -- solutions to 10 adventures } \$10.00
4. 150 older parameters and file copier \$10.00

Add \$4.00 shipping (covers up to 5 items)

Mastercard, Visa, Check or M.O., Calif. add 6.5% (\$1.85) sales tax. Foreign orders/COD add \$2.00. Payment must be in U.S. funds

UPDATES - V6.0 is same as V5.0 but with 100 new parameters. Return original Ultrabyte parameter disk with \$15.00 plus \$4.00 shipping. Foreign add \$2.00. No exceptions.

To order, write or call 24 hr. order line. For info. write.

**ULTRABYTE (818) 796-0576
P.O. Box 789 LaCanada, CA 91011 USA**

The Best of '88 Gazette Disk

15 EDITOR'S-CHOICE PROGRAMS

The best 15 Commodore 64/128* programs from the 1988 issues of *COMPUTE!'s Gazette* are now available on one disk with full documentation.

A REAL STEAL AT \$5.95
—ONLY 40¢ PER PROGRAM!

Something for every user, every taste—

- Arcade games • Music
- Strategy games • Utilities
- Graphics

* includes 3 128-only programs

YES! Send me _____ copies of *The Best of '88 Gazette Disk*. I've enclosed \$5.95 plus \$2 postage and handling (\$7.95 total) for each copy.

Amount _____ Sales Tax* _____ Total _____

Name _____

Address _____

City _____ State _____ Zip _____

Mail personal check or money order for \$7.95 to:

Best of '88 Gazette Disk
P.O. Box 5188
Greensboro, NC 27403

*New York residents add 8¼-percent sales tax. North Carolina residents add 5-percent sales tax. All orders must be paid in U.S. funds by a check drawn on a U.S. bank. Sorry, no credit card orders accepted. Please allow 4-6 weeks for delivery.



LET'S FACE IT—MAIL ORDER HOUSES ARE NOT ALL THE SAME!

SOFTWARE SUPPORT INTERNATIONAL

CONVENIENCE—FAST SERVICE—RELIABILITY—SUPPORT

Abacus Software

128 Internals (book)	17.36
128 Tricks & Tips (book)	17.36
1571 Internals (book)	17.36
Basic Compiler 64	24.97
Becker Basic for Geos	36.97
Cad Pak 64	24.97
Cad Pak 128	36.97
Chart Pak 64	24.97
Chart Pak 128	36.97
Cobot 64	24.97
Cobot 128	36.97
CP M for the C-128(book)	17.36
Super C Compiler 64	36.97
Super C Compiler 128	36.97
Super Pascal 64	36.97
Super Pascal 128	36.97
Geos Inside & Out Book	17.36
Geos Inside & Out Disk	12.76
Geos Tricks & Tips Book	15.20
Geos Tricks & Tips Disk	12.76

Broderbund Software

Arcade Game Const. Set	18.97
Bank Street Writer	30.97
Bank Street Flier	18.97
Bank Street Mailer	15.97
Bank Street Speller	15.97
Carmen Sandiego Europe	24.97
Carmen Sandiego USA	24.97
Carmen Sandiego World	21.97
Downhill Challenge	15.97
Print Shop	27.97
Print Shop Companion	21.97
P-S Graphics Disk 1	15.97
P-S Graphics Disk 2	15.97
P-S Graphics Disk 3	15.97
P-S Holiday Graphics	15.97
Quest for Clues (book)	19.97
Star Wars	18.97

CAPCOM

Ghosts & Goblins	18.97
Hat Trick	18.97
Miragol	18.97
Sole Arms	18.97
1942	18.97

CINEMAWARE

Defender of the Crown	21.97
King of Chicago	21.97
SDI	21.97
Sinbad	21.97
Rocket Ranger	21.97
Three Stooges	21.97
Warp Speed (Cart)	30.97

Datascop

Alternate Reality City	19.36
City Hint Book	7.97
Alternate Reality Dungeon	25.48
Dungeon Hint Book	7.97
Cosmic Relief	16.30
Androids Decision	16.30
Frizzle	15.28
Hunt For Red October	13.24
Video Title Companion 2	13.24
Video Title Shop w Comp 1	19.36

ELLECTRONIC ARTS

Dictionary Disk	9.97
Digital Superpak 2	60.97
Pocket Filer 2	36.97
Pocket Planner 2	36.97
Pocket Writer 2	36.97

Software

Desk Pak Plus*	18.97
Font Pack Plus*	18.97
Geos 64 V2.0	36.97
Geos 128	42.97
Geobasic	Call
Geocalc 64	30.97
Geocalc 128	42.97
Geografie 64	30.97
Geografie 128	42.97
Geoprogrammer 64	42.97
Geoprogrammer 128	42.97
Geopublish 64	42.97
Geowriter's Workshop 128	42.97

EPYX

Battleship	18.97
California Games	24.97
Chomp Wrestling	24.97
Create A Calendar	18.97
Destroyer	24.97
Fast Load Cartridge	24.97
Final Assault	24.97
4 X 4 Racing	24.97
The Games Summer Edition	24.97
The Games Winter Edition	24.97
Home Video Producer	30.97
Impossible Mission II	24.97
L.A. Crackdown	24.97
Legend of Black Silver	24.97
Matross	12.37
Mind Roll	24.97
Sporting News Baseball	24.97
Sports-A-Roni	15.97
Street Sports Baseball	24.97
Street Sports Basketball	24.97
Street Sports Football	24.97
Street Sports Soccer	24.97
Sub Battle Simulator	24.97
Summer Games II	12.97
Technoop	24.97
Tower Toppler	24.97
Winter Games	12.97
World Games	24.97

firebird

Elite	11.97
Elite Hint Book (Leroy)	6.97
Guild of Thieves	24.97
Jinxer	21.97
Star Glider	24.97
Tracker	24.97

GAMESTAR

Champ Baseball	18.97
Champ Basketball	21.97
GFL Football	21.97
Main Event	18.97
Star Rank Boxing II	18.97
Boxing I Tennis	18.97

INFOCOM

Lane Mastodon, Vol. 1	10.95
Gamma Force, Vol. 1	10.95
Zork Quest, Vol. 1	10.95

Inkwell Systems

Flexidraw 5.5	24.06
Flexilint	20.76
Graphics Integrator 2	20.76
Light Pen (184C)	42.97
Graphics Gallery 1	20.75
Graphics Gallery 2	20.75

KONAMI

Boat Camp	18.97
Contra	18.97
Rush N Space Attack	18.97
Yie Ar Kung Foo 2	18.97

MICROPROSE

Airborne Ranger	21.97
Gunship	18.97
Pirates	24.97
Project Stealth Fighter	24.97
Red Storm Rising	24.97

Micro

Bad Street Brawler	18.97
Block Buster	18.97
Captain Block	21.97
Clubhouse Sports	18.97
Crossword Magic	30.97
Deja Vu	21.97
Elite Jones Temple of Doom	21.97
Outrun	22.97
Pole Position II	16.97
Road Runner	21.97
Space Harrier	19.97
SuperStar Ice Hockey	21.97
SuperStar Soccer	21.97
Uninvited	21.97
Xevious	18.97

ORIGIN SYSTEMS INC.

Autoduel	33.36
Times of Lore	25.97
Ultima 1	26.88
Ultima 2	26.88
Ultima 3	39.84
Ultima 4	39.84
Ultima 5 Hints	10.97

ESI

STRATEGIC SIMULATIONS INC

Eternal Dagger	25.97
Gemstone Healer	10.97
Gemstone Warrior	10.97
Heroes of the Lance	19.47
Phantasia I	25.47
Phantasia II	25.47
Phantasia III	25.47
Pool of Radiance	25.47
Pool of Radiance Hints	10.95
Question I	10.97
Question II	25.47
Shard of Spring	31.97
Typhoon of Steel	19.47
Wargame Construction Set	19.47
Wizard's Crown	25.47

SHAREDATA

Concentration	9.95
Family Feud	9.95
High Rollers	9.95
Jeopardy	9.95
Jeopardy II	9.95
Wheel Of Fortune	9.95
Wheel of Fortune 2	9.95
Wheel of Fortune 3	9.95
Card Sharks	9.95

SOLUTIONS UNLIMITED

Billboard Maker	24.97
Grafx Link	12.97
Icon Factory	24.97
Photo Finish	18.97
Screen F X	21.97

SPRINGBOARD

Certificate Maker	14.97
Certificate Maker Lib I	10.97
Newsroom	14.97
Newsroom Clipart 1 or 2 or 3	10.97
P S Graphic Expander	23.84

subLOGIC

Flight Simulator II	33.97
Flight Sim Scenery 1	14.16
Flight Sim Scenery 2	14.16
Flight Sim Scenery 3	14.16
Flight Sim Scenery 4	14.16
Flight Sim Scenery 5	14.16
Flight Sim Scenery 6	14.16
Flight Sim Scenery 7	17.46
Flight Sim Scenery 11	17.46
Flight Sim Scenery 14	17.46
Flight Sim Scenery Japan	17.46
Flight Sim Scenery SanFran	17.46
Jet 2	27.36
Stealth Mission	33.96

TAITO

Alcon	18.97
Arkand	18.97
Bubble Bobble	21.97
Gladiator	18.97
Operation Wolf	24.97
Qix	18.97
Sky Sharks	21.97
Rastan	21.97
Renegade	21.97

TIMEWORKS

Accounts Payable	33.36
Accounts Receivable	33.36
Data Manager 2	17.16
Data Manager 128	33.36

TIMEWORKS

Desktop Publisher	39.84
Electronic Checkbook	13.92
General Ledger	33.36
Inventory Management	33.36
Parmer 64	33.36
Payroll Manager	39.84
Switcatic Sideways 64	33.36
Switcatic Sideways 128	33.36
Sylvia Porter F P 64	33.36
Sylvia Porter F P 128	46.32
Word Writer 3	33.36
Word Writer 128	33.36

UNION WORLD INCORPORATED

Art Gallery 1	15.97
Art Gallery 2	15.97
Art Gallery 3	15.97
Printmaster Plus	21.97

MISCELLANEOUS

Art Work Bridge 5.0	21.97
Assembly for Kids (book)	13.76
Avallon Hill NBA Basketball	24.97
Baraban	25.97
Basic 8	29.95
Beginner's Guide Basic 8	19.95
Big Blue Reader 128 CP M	27.97
Bob's Term Pro 64	30.97
Bob's Term Pro 128	36.97
BW Business Form Shop	24.97
BW Geos Word Publisher	24.97
Club Backgammon	20.40
CSM Drive Align Kit	30.12
CSM Protection Manual I	23.97
CSM Protection Manual II	27.97
Doodle	24.97
Flexfile 128	30.97
Fort Master 2	30.97
Fort Master 128	36.97
Genealogy Family Tree 64	36.97
Genealogy Family Tree 128	36.97
Geos Companion 1	9.95
His Man 64 (cart)	9.95
IHT CAD 3D	30.97
John Elway Q.B.	19.97
Lotto Program	Call
Merlin Assembler 64	30.97
Merlin Assembler 128	42.97
Microleague WWF Wrestling	36.97
Microleague WWF Wrestling	24.95
Paul Whitehead Chess	21.97
Sam's C-64 Prog. Base Ref. Guide	16.97
Softsync Pers. Newsletter	36.97
Strip Poker	18.97
Poker Data Disk 1	12.97
Poker Data Disk 2	12.97
Poker Data Disk 3	12.97
Superbase 64	25.97
Superbase 128	31.97
Superbase the Book	13.97
Superbase 2	23.64
Superscript 64	22.95
Superscript 128	25.97
Tab Books Adv 128 Grap Snd	13.97
Tab Books C64 Trouble Shoot	14.97
Tab Books C64 Serious Shoot	9.97
Vampire's Empire	18.97
Wizardry Sir Tech	24.97
Wizardry 2	24.97

ACCESS

Echelon w Lpstick	27.97
Heavy Metal	25.97
LB & Tourn & Exec	13.97
Mach 5	21.97
Mach 128	30.97
Raid Moscow & Beachhead 1&2	13.97
World Class Leader Board	24.97
W C L B Farm Courses 1	12.97
W C L B Farm Courses 2	12.97
W C L B Farm Courses 3	12.97

ACCOLADE

Apollo 18	18.97
Bubble Ghost	18.97
Card Sharks	18.97
Fast Break	18.97
Fourth & Inches	18.97
Fourth & Inches Team Const.	18.97
Mimpult	18.97
Power at Sea	18.97
Rack-em	18.97
Serve & Volley	18.97
Steel Thunder	18.97
T.K.O.	18.97
Test Drive	18.97
The Train	18.97

ABSOLUTE ENTERTAINMENT

Crossbow	21.97
F-18 Hornet	21.97
Space	21.97

ACTIVISION ENTERTAINMENT SOFTWARE

Aliens	21.97
Blackjack Academy	24.97
Faery Tales	30.97
Fire Power	15.97
Last Ninja	21.97
Main Frame	21.97
Maniac Mansion	21.97
Might & Magic	24.97
Might & Magic Hints	10.97
Neuroancer	25.97
Portal	14.95
Predator	18.97
Rampage	21.97
Romantic Encounters	24.97
Sky Travel	30.97
USS Ocean Ranger	21.97

Softworks

Desk Pak Plus*	18.97
Font Pack Plus*	18.97
Geos 64 V2.0	36.97
Geos 128	42.97
Geobasic	Call
Geocalc 64	30.97
Geocalc 128	42.97
Geografie 64	30.97
Geografie 128	42.97
Geoprogrammer 64	42.97
Geoprogrammer 128	42.97
Geopublish 64	42.97
Geowriter's Workshop 128	42.97

BOY OFFICE

\$100,000 Pyramid	9.97
At	9.97
California Raisins	15.97
Psycho	15.97

MLX Machine Language Entry Program For Commodore 64 and 128

Ottis R. Cowper

"MLX" is a labor-saving utility that allows almost fail-safe entry of machine language programs. Included are versions for the Commodore 64 and 128.

Type in and save some copies of whichever version of MLX is appropriate for your computer (you'll want to use it to enter future ML programs from COMPUTE!'s GAZETTE). Program 1 is for the Commodore 64, and Program 2 is for the 128 (128 MLX can also be used to enter Commodore 64 ML programs for use in 64 mode). When you're ready to enter an ML program, load and run MLX. It asks you for a starting address and an ending address. These addresses appear in the article accompanying the MLX-format program listing you're typing.

If you're unfamiliar with machine language, the addresses (and all other values you enter in MLX) may appear strange. Instead of the usual decimal numbers you're accustomed to, these numbers are in *hexadecimal*—a base 16 numbering system commonly used by ML programmers. Hexadecimal—hex for short—includes the numerals 0-9 and the letters A-F. But don't worry—even if you know nothing about ML or hex, you should have no trouble using MLX.

After you enter the starting and ending addresses, you'll be offered the option of clearing the workspace. Choose this option if you're starting to enter a new listing. If you're continuing a listing that's partially typed from a previous session, don't choose this option.

A functions menu will appear. The first option in the menu is ENTER DATA. If you're just starting to type in a program, pick this. Press the E key, and type the first number in the first line of the program listing. If you've already typed in part of a program, type the line number where you left off typing at the end of the previous session (be sure to load the partially completed program before you resume entry). In any case, make sure the address you enter corresponds to the address of a line in the listing you are entering. Otherwise, you'll be unable to enter the data correctly. If you pressed E by mistake, you can return to the command menu by pressing RETURN alone when asked for the address. (You can get back to the menu from most options by pressing RETURN with no other input.)

Entering A Listing

Once you're in Enter mode, MLX prints the address for each program line for you. You then type in all nine numbers on that line, beginning with the first two-digit number after the colon (:). Each line represents eight data bytes and a checksum. Although an MLX-format listing appears similar to the "hex dump" listings from a machine language monitor program, the extra checksum number on the end allows MLX to check your typing. (Commodore 128 users can enter the data from an MLX listing using the built-in monitor if the rightmost column of data is omitted, but we recommend against it. It's much easier to let MLX do the proof-reading and error checking for you.)

When you enter a line, MLX recalculates the checksum from the eight bytes and the address and compares this value to the number from the ninth column. If the values match, you'll hear a bell tone, the data will be added to the workspace area, and the prompt for the next line of data will appear. But if MLX detects a typing error, you'll hear a low buzz and see an error message. The line will then be redisplayed for editing.

Invalid Characters Banned

Only a few keys are active while you're entering data, so you may have to unlearn some habits. You *do not* type spaces between the columns; MLX automatically inserts these for you. You *do not* press RETURN after typing the last number in a line; MLX automatically enters and checks the line after you type the last digit.

Only the numerals 0-9 and the letters A-F can be typed in. If you press any other key (with some exceptions noted below), you'll hear a warning buzz. To simplify typing, 128 MLX redefines the function keys and + and - keys on the numeric keypad so that you can enter data one-handed. (The 64 version incorporates the keypad modification from the March 1986 "Bug-Swatter" column, lines 485-487.) In either case, the keypad is active only while entering data. Addresses must be entered with the normal letter and number keys. The figures above show the keypad configurations for each version.

MLX checks for transposed characters. If you're supposed to type in A0 and instead enter 0A, MLX will catch your mistake. There is one error that

64 MLX Keypad

7	8	9	0
4 U	5 I	6 O	F P
1 J	2 K	3 L	E :
A M	B ,	C .	D /
0 Space			

128 MLX Keypad

A (F1)	B (F3)	C (F5)	D (F7)
7	8	9	E (+)
4	5	6	F (-)
1	2	3	E N T E R
0	.		

can slip past MLX: Because of the checksum formula used, MLX won't notice if you accidentally type FF in place of 00, and vice versa. And there's a very slim chance that you could garble a line and still end up with a combination of characters that adds up to the proper checksum. However, these mistakes should not occur if you take reasonable care while entering data.

Editing Features

To correct typing mistakes before finishing a line, use the INST/DEL key to delete the character to the left of the cursor. (The cursor-left key also deletes.) If you mess up a line really badly, press CLR/HOME to start the line over. The RETURN key is also active, but only before any data is typed on a line. Pressing RETURN at this point returns you to the command menu. After you type a character of data, MLX disables RETURN until the cursor returns to the start of a line. Remember, you can press CLR/HOME to quickly get to a line

MIBRO

CO., INC.

**OUR ONLY STORE
ESTABLISHED 1950
64 WEST 36th ST
NEW YORK CITY
NEW YORK 10018**

CALL TOLL FREE 1-800-451-9780

NEW YORK STATE RESIDENTS CALL (212) 695-7133
CUSTOMER SERVICE (212) 967-2353
MON.-SAT. 10:00AM-7:30PM • SUN. 10:30AM-6:00PM

**COMPUTER
DISCOUNTS
ON ALL YOUR
COMPUTER
NEEDS**

Commodore



COMMODORE 64-C 20 PC. DELUXE OUTFIT

OUTFIT INCLUDES: Commodore 64-C Keyboard
•1541 Disc Drive •12" Computer Monitor
•Commodore Printer •AC Adapter •Owners
Manual •Disc Drive Head
Cleaner •10 Diskettes

\$358

Commodore



COMMODORE 64-C 20 PC. PROFESSIONAL OUTFIT

OUTFIT INCLUDES: Commodore 64-C Keyboard
•1541 Disc Drive •Commodore 1802 Color
Monitor •Commodore 803 Printer •AC Adapter
•Owners Manual •Disc Drive
Head Cleaner •10 Diskettes

\$598

Commodore



COMMODORE 128 20 PC. DREAM OUTFIT

OUTFIT INCLUDES: Commodore 128 Keyboard
•1571 Disc Drive •12" Computer Monitor
•Commodore Printer •AC Adapter •Owners
Manual •Disc Drive Head
Cleaner •10 Diskettes

\$498

Commodore



COMMODORE 128 - 20 PC. TOP OF THE LINE OUTFIT

OUTFIT INCLUDES: Commodore 128 Keyboard
•Commodore 1571 Disc Drive •Commodore 1084
RGB Color Monitor •Commodore MPS-1200
Printer •AC Adapter •Owners Manual •Disc
Drive Head Cleaner
•10 Diskettes

\$798



AMIGA 500 TOP OF THE LINE OUTFIT

OUTFIT INCLUDES: Amiga 500 With Built-
In Drive •Color Monitor •Printer For Amiga
•Package Of 10 Diskettes •Disc Drive Head
Cleaner •Owners Manual
•USA Guarantee

\$798

**AMIGA 501 • AMIGA 1010
AMIGA 1020 / IN STOCK**

Commodore



COMMODORE 128-D 20 PC. TOP OF THE LINE OUTFIT

OUTFIT INCLUDES: Commodore 128-D With Built-
In 1571 Disc Drive •Commodore RGB Color
Monitor •Commodore MPS-1000 Printer •AC
Adapter •Owners Manual
•Disc Drive Head Cleaner
•10 Diskettes

\$798

Commodore

HARDWARE / SOFTWARE

128 COMPUTER	1750 EXPANDER
64-C COMPUTER	1351 MOUSE
138D COMPUTER	1702 MONITOR
1541 DISC DRIVE	1802 MONITOR
1541-C DISC DRIVE	1902 MONITOR
1541-II DISC DRIVE	2002 MONITOR
1571 DISC DRIVE	1080 MONITOR
1581 DISC DRIVE	1084 MONITOR
1660 MODEM	801 PRINTER
1670 MODEM	803 PRINTER
1764 EXPANDER	MPS-1000 PRINTER
1700 EXPANDER	MPS-1200 PRINTER
	MPS-1250 PRINTER

ITEMS SOLD SEPARATELY.
CALL NOW FOR NEW LOW PRICES!!



CALL FOR NEW LOW PRICE!

FEATURES INCLUDE: 1 MB Memory Expandable
To 9 MB •Built-In Serial Centronics •RGB Video
Ports •Built-In Mouse

ALSO AVAILABLE: AMIGA 1084 MONITOR
•3.5" INTERNAL DRIVE •BRIDGE CARD
HARD DRIVE CONTROLLER •2 MB RAM
EXPANDER •PACKAGE DEALS AVAILABLE!

**CHOOSE YOUR OWN PACKAGE DEAL
MIX & MATCH THE COMPUTER SYSTEM THAT'S
GOOD FOR YOU & ONE OF OUR COMPUTER SPECIALISTS
WILL GIVE YOU A SPECIAL PRICE.**

ORDER NOW!! PHONE ORDERS ONLY-

CALL TOLL FREE 1-800-451-9780 NY RESIDENTS / INFO CALL (212) 695-7133
Use M.C. Visa, AMEX Or Send Money Order, Certified Checks. All Merchandise Brand New Factory Fresh. Shipping
Charges Non-Refundable. For Mail Orders Please Call Before Sending In Money Order. All Prices Subject To Manu-
facturers Increase/Decrease. Refunds Within 7 Days Only With Original Packaging & Unfilled Guarantee Card. No
Refunds Accepted Without Prior Verbal Authorization. Customer Service Between 12 pm-6 pm. Pictures Are For
Illustr. Purposes Only. Not Responsible For Typographical Errors. Consumer Affairs License No. 800-253. Prices
Good For Mail Orders Only.

MINIMODEM-C™ 1200 BAUD MODEM ONLY \$69⁹⁵

What's included? Everything! You don't need to worry about cables, compatibility or anything else! The Aprotek Minimodem-C™ plugs directly into your Commodore C-64, C-64C or C-128 USER port. It is unique in that it has two separate (switchable) emulation modes (Hayes and Commodore 1670®) to make it compatible with ALL available software. The Minimodem-C™ is a full feature, 300/1200 Baud modem with Auto Answer, Auto Dial, Touch-Tone or rotary dialing, has status lights and a built-in speaker. Just plug it into your computer and standard phone jack with the attached cable. Minimodem-C™ is supplied with terminal disk software and includes a free trial subscription to Compuserve.



Do you have more than one computer or do you plan to get another computer? We have your solution. Simply order our new Com-Modem™ adapter (#5100) along with Aprotek Minimodem-H™ which you can use with any computer that has a RS-232 serial port as well as with your Commodore. Aprotek Minimodem™ are tiny. Only 4 3/4" long, 2 3/4" wide and 3/4" high. Our highly integrated, state-of-the-art circuitry makes this modem the best on the market and a very smart buy.

**Built with pride in the USA and fully guaranteed for 1 year.
Order yours today!**

Order #	Item	Qty	Price	Shipping	Total
6212	MINIMODEM-C (Commodore)	___	69.95	___	___
6214	MINIMODEM-H (RS-232)	___	84.95	___	___

Modem shipping—Cont. US \$6.00; UPS Blue, CAN, AK, HI, APO \$10.00


The Original Aprospan-64™

Gives your Commodore 64 or 128 full expandability! This superbly designed expansion module plugs into the expansion port and gives you four switchable expansion connectors—plus fuse protection—plus a reset button! Before you buy an expander, be sure that it has a fuse to protect your computer.



Order #5064 ONLY \$29.95 + S&H

UNIVERSAL RS-232 INTERFACE



Connect and communicate with any of the popular RS-232 peripherals using your Commodore USER Port. You can now connect to printers, modems and any other RS-232 device. Comes complete with sample driver program listings. Compatible with all Commodore home computers with a USER port. 1-year warranty.

Order #5232 \$39.95 + S&H

"COM-MODEM" ADAPTER — Plug directly into your USER port and connect to any RS-232 modem. Order #5100 . . \$19.95 + S&H

"USER EXTENDER" — 10" Ribbon cable extender for your Commodore USER port. Order #5250 \$21.95 + S&H

Com 6 Pin Serial Cable (5ft) #3006-5MM \$9.95, (8ft) #3006-8MM \$11.95

Shipping per each above item: Cont. US = \$4. Can, PR, HI, AK, APO, UPS Blue = \$6

SEE YOUR LOCAL COMMODORE DEALER OR ORDER DIRECT.
DIRECT ORDER INFORMATION California residents add 6% tax. All prices are cash prices—VISA and MC add 3% to total. We ship the next business day on money orders, cashier's checks, and charge cards. 14-day clearing period for checks. Prices and availability subject to change—CALL. Dealer inquiries invited. 1 year warranty plus a 2 week satisfaction or your money back trial period on all products.

For info and to order call 805/987-2454 (7-5 PST)

Or send
order to:



Dept. CG
1071-A Avenida Acaso
Camarillo, CA 93010

number prompt.

More editing features are available when correcting lines in which MLX has detected an error. To make corrections in a line that MLX has redisplayed for editing, compare the line on the screen with the one printed in the listing, then move the cursor to the mistake and type the correct key. The cursor left and right keys provide the normal cursor controls. (The INST/DEL key now works as an alternative cursor-left key.) You cannot move left beyond the first character in the line. If you try to move beyond the rightmost character, you'll reenter the line. During editing, RETURN is active; pressing it tells MLX to recheck the line. You can press the CLR/HOME key to clear the entire line if you want to start from scratch, or if you want to get to a line number prompt to use RETURN to get back to the menu.

Display Data

The second menu choice, DISPLAY DATA, examines memory and shows the contents in the same format as the program listing (including the checksum). When you press D, MLX asks you for a starting address. Be sure that the starting address you give corresponds to a line number in the listing. Otherwise, the checksum display will be meaningless. MLX displays program lines until it reaches the end of the program, at which point the menu is redisplayed. You can pause the display by pressing the space bar. (MLX finishes printing the current line before halting.) Press space again to restart the display. To break out of the display and get back to the menu before the ending address is reached, press RETURN.

Other Menu Options

Two more menu selections let you save programs and load them back into the computer. These are SAVE FILE and LOAD FILE; their operation is quite straightforward. When you press S or L, MLX asks you for the filename. You'll then be asked to press either D or T to select disk or tape.

You'll notice the disk drive starting and stopping several times during a load or save (save only for the 128 version). Don't panic; this is normal behavior. MLX opens and reads from or writes to the file instead of using the usual LOAD and SAVE commands (128 MLX makes use of BLOAD). Disk users should also note that the drive prefix 0: is automatically added to the filename (line 750 in 64 MLX), so this should *not* be included when entering the name. This also precludes the use of @ for Save-with-Replace, so remember to give each version you save a different

name. The 128 version makes up for this by giving you the option of scratching the existing file if you want to reuse a filename.

Remember that MLX saves the entire workspace area from the starting address to the ending address, so the save or load may take longer than you might expect if you've entered only a small amount of data from a long listing. When saving a partially completed listing, make sure to note the address where you stopped typing so you'll know where to resume entry when you reload.

MLX reports the standard disk or tape error messages if any problems are detected during the save or load. (Tape users should bear in mind that Commodore computers are never able to detect errors during a save to tape.) MLX also has three special load error messages: INCORRECT STARTING ADDRESS, which means the file you're trying to load does not have the starting address you specified when you ran MLX; LOAD ENDED AT address, which means the file you're trying to load ends before the ending address you specified when you started MLX; and TRUNCATED AT ENDING ADDRESS, which means the file you're trying to load extends beyond the ending address you specified when you started MLX. If you see one of these messages and feel certain that you've loaded the right file, exit and rerun MLX, being careful to enter the correct starting and ending addresses.

The 128 version also has a CATALOG DISK option so you can view the contents of the disk directory before saving or loading.

The QUIT menu option has the obvious effect—it stops MLX and enters BASIC. The RUN/STOP key is disabled, so the Q option lets you exit the program without turning off the computer. (Of course, RUN/STOP-RESTORE also gets you out.) You'll be asked for verification; press Y to exit to BASIC, or any other key to return to the menu. After quitting, you can type RUN again and reenter MLX without losing your data, as long as you don't use the clear workspace option.

The Finished Product

When you've finished typing all the data for an ML program and saved your work, you're ready to see the results. The instructions for loading and using the finished product vary from program to program. Some ML programs are designed to be loaded and run like BASIC programs, so all you need to type is LOAD "filename",8 for disk (DLOAD "filename" on the 128) or LOAD "filename" for tape, and then RUN. Such

programs will usually have a starting address of 0801 for the 64 or 1C01 for the 128. Other programs must be reloaded to specific addresses with a command such as LOAD "filename",8,1 for disk (BLOAD "filename" on the 128) or LOAD "filename",1,1 for tape, then started with a SYS to a particular memory address. On the Commodore 64, the most common starting address for such programs is 49152, which corresponds to MLX address C000. In either case, you should always refer to the article which accompanies the ML listing for information on loading and running the program.

An Ounce Of Prevention

By the time you finish typing in the data for a long ML program, you may have several hours invested in the project. Don't take chances—use our "Automatic Proofreader" to type the new MLX, and then test your copy *thoroughly* before first using it to enter any significant amount of data. Make sure all the menu options work as they should. Enter fragments of the program starting at several different addresses, then use the Display option to verify that the data has been entered correctly. And be sure to test the Save and Load options several times to ensure that you can recall your work from disk or tape. Don't let a simple typing error in the new MLX cost you several nights of hard work.

Program 1: MLX For Commodore 64

```
SS 10 REM VERSION 1.1: LINES 8
30,950 MODIFIED, LINES 4
85-487 ADDED
EK 100 POKE 56,50:CLR:DIM IN$,
I,J,A,B,A$,B$,A(7),N$
DM 110 C4=48:C6=16:C7=7:Z2=2:Z
4=254:Z5=255:Z6=256:Z7=
127
CJ 120 FA=PEEK(45)+Z6*PEEK(46)
:BS=PEEK(55)+Z6*PEEK(56
):H$="0123456789ABCDEF"
SB 130 R$=CHR$(13):L$="{LEFT}"
:S$=" ":D$=CHR$(20):Z$=
CHR$(0):T$="{13 RIGHT}"
CQ 140 SD=54272:FOR I=SD TO SD
+23:POKE I,0:NEXT:POKE
[SPACE]SD+24,15:POKE 78
8,52
FC 150 PRINT "{CLR}"CHR$(142)CH
R$(8):POKE 53280,15:POK
E 53281,15
EJ 160 PRINT TS" {RED}{RVS}
{2 SPACES}{8 @}
{2 SPACES}"SPC(28)"
{2 SPACES}"OFF}{BLU} ML
X II {RED}{RVS}
{2 SPACES}"SPC(28)"
{12 SPACES}"BLU}"
FR 170 PRINT "{3 DOWN}
{3 SPACES}COMPUTE!'S MA
CHINE LANGUAGE EDITOR
{3 DOWN}"
JB 180 PRINT "{BLK}STARTING ADD
```



```

RESS[4]";:GOSUB300:SA=A
D:GOSUB1040:IF F THEN18
0
GF 190 PRINT "{BLK}{2 SPACES}EN
DING ADDRESS[4]";:GOSUB
300:EA=AD:GOSUB1030:IF
[SPACE]F THEN190
KR 200 INPUT "{3 DOWN}{BLK}CLEA
R WORKSPACE [Y/N][4]";A
$:IF LEFT$(A$,1)<>"Y"TH
EN220
PG 210 PRINT "{2 DOWN}{BLU}WORK
ING...";:FORI=BS TO BS+
EA-SA+7:POKE I,0:NEXT:P
RINT"DONE"
DR 220 PRINTTAB(10) "{2 DOWN}
{BLK}{RVS} MLX COMMAND
[SPACE]MENU [DOWN][4]":
PRINT T$"{RVS}E[OFF]NTE
R DATA"
BD 230 PRINT T$"{RVS}D[OFF]ISP
LAY DATA":PRINT T$"
{RVS}L[OFF]OAD FILE"
JS 240 PRINT T$"{RVS}S[OFF]AVE
FILE":PRINT T$"{RVS}Q
[OFF]UIT{2 DOWN}{BLK}"
JH 250 GET A$:IF A$=N$ THEN250
HK 260 A=0:FOR I=1 TO 5:IF A$=
MID$("EDLSQ",I,1)THEN A
=I:I=5
FD 270 NEXT:ON A GOTO420,610,6
90,700,280:GOSUB1060:GO
TO250
EJ 280 PRINT "{RVS} QUIT ":INPU
T "{DOWN}[4]ARE YOU SURE
[Y/N]";A$:IF LEFT$(A$,
1)<>"Y"THEN220
EM 290 POKE SD+24,0:END
JX 300 IN$=N$:AD=0:INPUTIN$:IF
LEN(IN$)<>4THENRETURN
KF 310 B$=IN$:GOSUB320:AD=A:B$
=MID$(IN$,3):GOSUB320:A
D=AD*256+A:RETURN
PP 320 A=0:FOR J=1 TO 2:A$=MID
$(B$,J,1):B=ASC(A$)-C4+
(A$>"@")*C7:A=A*C6+B
JA 330 IF B<0 OR B>15 THEN AD=
0:A=-1:J=2
GX 340 NEXT:RETURN
CH 350 B=INT(A/C6):PRINT MID$(
H$,B+1,1):B=A-B*C6:PRI
NT MID$(H$,B+1,1)::RETU
RN
RR 360 A=INT(AD/Z6):GOSUB350:A
=AD-A*Z6:GOSUB350:PRINT
":
BE 370 CK=INT(AD/Z6):CK=AD-Z4*
CK+Z5*(CK>Z7):GOTO390
PX 380 CK=CK*Z2+Z5*(CK>Z7)+A
JC 390 CK=CK+Z5*(CK>Z5):RETURN
QS 400 PRINT "{DOWN}STARTING AT
[4]";:GOSUB300:IF IN$<>
N$ THEN GOSUB1030:IF F
[SPACE]THEN400
EX 410 RETURN
HD 420 PRINT "{RVS} ENTER DATA
[SPACE]":GOSUB400:IF IN
$=N$ THEN220
JK 430 OPEN3,3:PRINT
SK 440 POKE198,0:GOSUB360:IF F
THEN PRINT IN$:PRINT"
[UP][5 RIGHT]";
GC 450 FOR I=0 TO 24 STEP 3:B$
=SS:FOR J=1 TO 2:IF F T
HEN B$=MID$(IN$,I+J,1)
HA 460 PRINT "{RVS}"B$S$:;IF I<
24THEN PRINT "{OFF}";
HD 470 GET A$:IF A$=N$ THEN470
FK 480 IF (A$>"/"ANDAS<"")OR(A
$>"@"ANDAS<"G")THEN540
GS 485 A=- (A$="M")-2*(A$=",")-
3*(A$=".")-4*(A$="/")-5
*(A$="J")-6*(A$="K")
FX 486 A=A-7*(A$="L")-8*(A$=":
")-9*(A$="U")-10*(A$="I
")-11*(A$="O")-12*(A$="
P")
CM 487 A=A-13*(A$=SS):IF A THE
N A$=MID$("ABCD123E456F
0",A,1):GOTO 540
MP 490 IF A$=R$ AND((I=0)AND(J
=1)OR F)THEN PRINT B$;:
J=2:NEXT:I=24:GOTO550
KC 500 IF A$="{HOME}" THEN PRI
NT B$:J=2:NEXT:I=24:NEX
T:F=0:GOTO440
MX 510 IF (A$="{RIGHT}")ANDF TH
ENPRINT B$S$:;GOTO540
GK 520 IF A$<>L$ AND A$<>D$ OR
((I=0)AND(J=1))THEN GOS
UB1060:GOTO470
HG 530 A$=L$+S$+L$:PRINT B$S$:
J=2-J:IF J THEN PRINT
[SPACE]L$;:I=I-3
QS 540 PRINT A$;:NEXT J:PRINT
[SPACE]S$;
PM 550 NEXT I:PRINT:PRINT "{UP}
[5 RIGHT]";:INPUT#3,IN$
:IF IN$=N$ THEN CLOSE3:
GOTO220
QC 560 FOR I=1 TO 25 STEP3:B$=
MID$(IN$,I):GOSUB320:IF
I<25 THEN GOSUB380:A(I
/3)=A
PK 570 NEXT:IF A<>CK THEN GOSU
B1060:PRINT "{BLK}{RVS}
[SPACE]ERROR: REENTER L
INE [4]";F=1:GOTO440
HJ 580 GOSUB1080:B=BS+AD-SA:FO
R I=0 TO 7:POKE B+I,A(I
):NEXT
QQ 590 AD=AD+8:IF AD>EA THEN C
LOSE3:PRINT "{DOWN}{BLU}
** END OF ENTRY **{BLK}
[2 DOWN]":GOTO700
GQ 600 F=0:GOTO440
QA 610 PRINT "{CLR}[DOWN]{RVS}
[SPACE]DISPLAY DATA ":G
OSUB400:IF IN$=N$ THEN2
20
RJ 620 PRINT "{DOWN}{BLU}PRESS:
[RVS]SPACE[OFF] TO PAU
SE, [RVS]RETURN[OFF] TO
BREAK[4][DOWN]"
KS 630 GOSUB360:B=BS+AD-SA:FOR
I=BTO B+7:A=PEEK(I):GOS
UB350:GOSUB380:PRINT S$
;
CC 640 NEXT:PRINT "{RVS}";:A=CK
:GOSUB350:PRINT
KH 650 F=1:AD=AD+8:IF AD>EA TH
ENPRINT "{DOWN}{BLU}** E
ND OF DATA **":GOTO220
KC 660 GET A$:IF A$=R$ THEN GO
SUB1080:GOTO220
EQ 670 IF A$=S$ THEN F=F+1:GOS
UB1080
AD 680 ONFGOTO630,660,630
CM 690 PRINT "{DOWN}{RVS} LOAD
[SPACE]DATA ":OP=1:GOTO
710
PC 700 PRINT "{DOWN}{RVS} SAVE
[SPACE]FILE ":OP=0
RX 710 IN$=N$:INPUT "{DOWN}FILE
NAME[4]";IN$:IF IN$=N$
[SPACE]THEN220
PR 720 F=0:PRINT "{DOWN}{BLK}
[RVS]T[OFF]APE OR [RVS]
D[OFF]ISK: [4]";
FP 730 GET A$:IF A$="T"THEN PR
INT"T[DOWN]":GOTO880
HQ 740 IF A$<>"D"THEN730
HH 750 PRINT"D[DOWN]":OPEN15,8
,15,"I0":B=EA-SA:IN$="
0:"+IN$:IF OP THEN810
SQ 760 OPEN 1,8,8,IN$+"P,W":G
OSUB860:IF A THEN220
FJ 770 AH=INT(SA/256):AL=SA-(A
H*256):PRINT#1,CHR$(AL)
;CHR$(AH);
PE 780 FOR I=0 TO B:PRINT#1,CH
R$(PEEK(BS+I));:IF ST T
HEN800
FC 790 NEXT:CLOSE1:CLOSE15:GOT
O940
GS 800 GOSUB1060:PRINT "{DOWN}
{BLK}ERROR DURING SAVE:
[4]":GOSUB860:GOTO220
MA 810 OPEN 1,8,8,IN$+"P,R":G
OSUB860:IF A THEN220
GE 820 GET#1,A$,B$:AD=ASC(A$+Z
$)+256*ASC(B$+Z$):IF AD
<>SA THEN F=1:GOTO850
RX 830 FOR I=0 TO B:GET#1,A$:P
OKE BS+I,ASC(A$+Z$):IF(
I<>B)AND ST THEN F=2:AD
=I:I=B
FA 840 NEXT:IF ST<>64 THEN F=3
FQ 850 CLOSE1:CLOSE15:ON ABS(F
>0)+1 GOTO960,970
SA 860 INPUT#15,A,A$:IF A THEN
CLOSE1:CLOSE15:GOSUB1
060:PRINT "{RVS}ERROR: "A
S
GQ 870 RETURN
EJ 880 POKE183,PEEK(FA+2):POKE
187,PEEK(FA+3):POKE188,
PEEK(FA+4):IFOP=0THEN92
0
HJ 890 SYS 63466:IF(PEEK(783)A
ND1)THEN GOSUB1060:PRIN
T "{DOWN}{RVS} FILE NOT
[SPACE]FOUND ":GOTO690
CS 900 AD=PEEK(829)+256*PEEK(8
30):IF AD<>SA THEN F=1:
GOTO970
SC 910 A=PEEK(831)+256*PEEK(83
2)-1:F=F-2*(A<EA)-3*(A>
EA):AD=A-AD:GOTO930
KM 920 A=SA:B=EA+1:GOSUB1010:P
OKE780,3:SYS 63338
JF 930 A=BS:B=BS+(EA-SA)+1:GOS
UB1010:ON OP GOTO950:SY
S 63591
AE 940 GOSUB1080:PRINT "{BLU}**
SAVE COMPLETED **":GOT
O220
XP 950 POKE147,0:SYS 63562:IF
[SPACE]ST>0 THEN970
FR 960 GOSUB1080:PRINT "{BLU}**
LOAD COMPLETED **":GOT
O220
DP 970 GOSUB1060:PRINT "{BLK}
[RVS]ERROR DURING LOAD:
[DOWN][4]":ON F GOSUB98
0,990,1000:GOTO220
PP 980 PRINT"INCORRECT STARTIN
G ADDRESS (";:GOSUB360:
PRINT")":RETURN
GR 990 PRINT"LOAD ENDED AT ";:
AD=SA+AD:GOSUB360:PRINT
D$:RETURN
FD 1000 PRINT"TRUNCATED AT END
ING ADDRESS":RETURN
RX 1010 AH=INT(A/256):AL=A-(AH
*256):POKE193,AL:POKE1
94,AH
FF 1020 AH=INT(B/256):AL=B-(AH
*256):POKE174,AL:POKE1
75,AH:RETURN
FX 1030 IF AD<SA OR AD>EA THEN
1050
HA 1040 IF (AD>511 AND AD<40960

```




Ring In The New Year

Games And More From The



Arkanoid

The legendary arcade classic of concentration and reflexes. Break through the 33 walls of living energy that stand between you and the destroyer of the universe.

\$29.95 \$16.88

List Price Ultra Saver Price

HOT SELLERS

Bard's Tale 3:

- The Thief of Fate.....\$26
- Captain Blood.....\$23
- GEOS 64 (2.0).....\$39
- Jordan vs. Bird.....\$21
- Monopoly.....\$21
- Advanced Dungeons & Dragons:
 - Pool of Radiance.....\$26
 - Red Storm Rising.....\$25
 - Ultima 5.....\$39
 - Victory Road.....\$19
 - Zak McKracken.....\$23

BARGAIN BASEMENT

Accolade

- Ace of Aces.....\$9.88
- Fight Night.....\$9.88
- Hardball.....\$9.88
- Killed Until Dead.....\$9.88

Activision

- Aliens.....\$9.88
- Cross Country
 - Road Race.....\$9.88
 - Ghostbusters.....\$9.88
 - Hacker 1 or 2.....\$9.88 Ea.
 - Little Computer People.....\$9.88
 - Transformers.....\$9.88

Artworx

- Beach Blanket
 - Volleyball.....\$9.88
- Equestrian
 - Show Jumper.....\$9.88
 - Highland Games.....\$9.88
 - Thai Boxing.....\$9.88

Things you should know.

We place these ads months in advance, so prices and availability can change (usually for the better). We accept charge cards, cashiers checks, money orders, and personal checks (3 weeks clearance). Free shipping on orders over \$100 in the continental U.S. On orders under \$100, add \$3.00. For AK, HI, FPO, APO, add \$5.00 to all orders. For Canada & Puerto Rico, add \$7.50 to all orders. You must call for a Return Authorization # before returning defective merchandise. We will replace defective merchandise with the same merchandise; other returns are subject to a 20% restocking fee. Order lines open M-TH 9:00 AM-7:00 PM; FRI 9:00 AM-5:30 PM; SAT 10:00 AM-4:00 PM Eastern Time. For information or customer service, call 412-361-5291 M-F 9:00 AM-5:30 PM Eastern Time.

Avantage

- Deceptor.....\$9.88
- Desert Fox.....\$9.88
- Jet Boys.....\$9.88
- Plasmatron.....\$9.88
- Power.....\$9.88
- Project Space Station.....\$9.88
- Sigma 7.....\$9.88
- Spy vs. Spy 1 & 2.....\$9.88

Box Office

- All.....\$9.88
- High Rollers.....\$9.88
- \$100,000 Pyramid.....\$9.88

Broderbund

- Cauldron.....\$9.88
- Choplifter/David's
 - Midnight Magic.....\$9.88
- Karateka.....\$9.88
- Loderunner.....\$9.88
- Magnetron.....\$9.88

CBS

- Argos Expedition.....\$4.88
- Math Mileage.....\$4.88
- Timebound.....\$4.88
- Weather Tamers.....\$4.88

CDA

- America Cooks Series:
 - American.....\$9.88
 - Chinese.....\$9.88
 - French.....\$9.88
 - Italian.....\$9.88
 - Mexican.....\$9.88

Data East

- Express Raiders.....\$8.88
- Q-Bert.....\$8.88
- TNK III.....\$8.88

Easy Working/Spinnaker

- File.....\$6.88
- Planner.....\$6.88
- Writer.....\$6.88

Electronic Arts

- Adv. Const. Set.....\$9.88
- Arctic Fox.....\$9.88
- Earth Orbit Station.....\$9.88
- Lords of Conquest.....\$9.88
- Marble Madness.....\$9.88
- Movie Maker.....\$9.88
- Music Const. Set.....\$9.88
- One-on-One.....\$9.88
- Patton vs. Rommel.....\$9.88
- Pinball Const. Set.....\$9.88
- Racing Dest. Set.....\$9.88
- Seven Cities of Gold.....\$9.88
- Skyfox.....\$9.88
- Super Boulder Dash.....\$9.88
- Ultimate Wizard.....\$9.88
- World Tour Golf.....\$9.88

Gamestar

- Champ. Baseball.....\$9.88
- Champ. Basketball.....\$9.88
- On Court Tennis.....\$9.88
- Star League Baseball/
 - On Field Football.....\$9.88

HES

- Microsoft Multiplan.....\$9.88

Hi-Tech Expressions

- Award Ware.....\$9.88
- Card Ware.....\$6.88
- Matterhorn Screamer.....\$6.88
- Party Ware.....\$9.88
- Print Power.....\$9.88
- Tom Sawyer's Island.....\$6.88
- Win, Lose or Draw.....\$9.88

High-Tech Expressions

- Sesame Street Series:
 - Astro-Grover.....\$6.88
 - Big Bird's
 - Special Delivery.....\$6.88
 - Ernie's Big Splash.....\$6.88
 - Ernie's Magic Shapes.....\$6.88
 - Grover's Animal
 - Adventures.....\$6.88
 - Pals Around Town.....\$6.88
 - Sesame St. Print Kit.....\$9.88

Infocom

- Hitchhiker's Guide.....\$9.88

Infocomics:

- Gamma Force.....\$8.88
- Lane Mastadon.....\$8.88
- Zork Quest.....\$8.88
- Leather Goddesses.....\$9.88
- Zork I.....\$9.88

Konami/Action City

- Circus Charlie.....\$9.88
- Hyper Sports/Ping Pong.....\$9.88
- Track & Field.....\$9.88

Mastertronic

- Action Biker.....\$4.88
- Boulder.....\$6.88
- Captain Zap.....\$6.88
- Energy Warrior.....\$6.88
- Feud.....\$6.88
- Kane.....\$4.88
- Last V-8.....\$4.88
- Ninja.....\$4.88
- Pro Golf.....\$4.88
- Prowler: War in 7150.....\$6.88
- Shogun.....\$6.88
- Slam Dunk.....\$6.88
- Speed King.....\$6.88
- Squash.....\$6.88
- Storm.....\$6.88
- Ten Speed.....\$6.88
- Vegas Poker & Jackpot.....\$4.88
- Water Polo.....\$6.88

Mindscape

- Tink's Adventure.....\$4.88
- Tink's Mazes.....\$4.88
- Tonk in the Land of
 - Buddy Bots.....\$4.88
 - Tuk Goes to Town.....\$4.88

Sega

- Congo Bongo®.....\$4.88
- Super Zaxxon®.....\$4.88

Share Data

- Concentration.....\$9.88
- Family Feud.....\$8.88
- Jeopardy.....\$8.88
- Jeopardy 2.....\$9.88
- Wheel of Fortune.....\$8.88
- Wheel of Fortune 2.....\$9.88

Sierra

- Frogger.....\$6.88
- Grog's Revenge.....\$6.88
- Wizard & The Princess.....\$6.88
- Wiz Type.....\$6.88

Simon & Schuster

- Great Int'l. Paper Airplane
 - Construction Set.....\$9.88

Spectrum Holobyte

- Gato.....\$9.88

Spinnaker

- Cosmic Combat.....\$4.88
- Dark Tower.....\$4.88



Battleship

The classic game of strategy and action now comes to life on your computer screen. Play against friends or the computer. Excellent graphics and sound.

\$29.95 \$16.88

List Price Ultra Saver Price

- Delta Drawing.....\$4.88
- Facemaker.....\$4.88
- Film Maker.....\$4.88
- Fraction Fever.....\$4.88
- Gold Record Race.....\$4.88
- Karate Chop.....\$6.88
- Learn the Alphabet.....\$4.88
- Learn to Spell.....\$4.88
- Learn to Add.....\$4.88
- Railroad Tycoon.....\$4.88
- Ranch.....\$4.88
- Story Machine.....\$4.88

SSI

- Gemstone Healer.....\$9.88
- Gemstone Warrior.....\$9.88
- Queston.....\$9.88

Telarium

- Nine Princes in Amber.....\$9.88
- Perry Mason: Case of
 - Mandarin Murder.....\$9.88

Thunder Mountain

- Army Moves.....\$6.88
- Dig Dug.....\$8.88
- Doc the Destroyer.....\$6.88
- Felony.....\$9.88
- Galaxian.....\$8.88
- Great Escape.....\$6.88
- Implosion.....\$9.88
- Jr. Pac Man.....\$8.88
- Leviathan.....\$6.88
- Ms. Pac Man.....\$8.88
- Murder by the Dozen.....\$9.88
- Music Writer.....\$6.88
- Mutants.....\$9.88
- Pac Man.....\$8.88
- Pole Position.....\$6.88
- Rambo: First Blood
 - Part I.....\$6.88
 - Part II.....\$6.88
- Slot Car Racer.....\$6.88
- Super Pac Man.....\$9.88
- Tai-Pan.....\$9.88
- Tau-Ceti.....\$9.88
- Top Gun.....\$6.88
- Winter Challenge.....\$9.88
- Wizball.....\$9.88

Value Ware

- Artist.....\$4.88
- Educator.....\$4.88
- Entertainer.....\$4.88
- Home Rancher.....\$4.88
- Home Manager.....\$4.88
- Kitchen Manager.....\$4.88

SUPER SAVERS

Abacus Books

- Anatomy of the 1541.....\$14
- Anatomy of the 64.....\$14
- 1571 Internals.....\$14

- GEOS Inside & Out.....\$13
- GEOS Tricks & Tips.....\$13

Abacus Software

- Assembler Monitor.....\$25
- Basic.....\$25
- Basic 128.....\$39
- Becker Basic*.....\$33
- Cad Pak.....\$25
- Cad Pak 128.....\$39
- Chart Pak.....\$25
- Chart Pak 128.....\$25
- Cobol.....\$25
- Cobol 128.....\$25
- Fortran.....\$25
- Fortran.....\$25
- PPM.....\$39
- Speed Term 64 or 128.....\$25
- Super C.....\$39
- Super C 128.....\$39
- Super Pascal.....\$39
- Super Pascal 128.....\$39
- TAS.....\$25
- TAS 128.....\$39

*Requires GEOS!

Access

- Echelon w/Lip Stik.....\$29
- Famous Course Disk #1 for
 - World Class L. B.....\$14

- Maniac Mansion.....\$23
- Might & Magic.....\$25
- Music Studio.....\$23
- Neuromancer.....\$25
- Ocean Ranger.....\$25
- Postcards.....\$16
- Shanghai.....\$19
- Sky Travel.....\$33
- The Last Ninja.....\$23

American Educational

- Biology.....\$12
- Learn to Read (Gr. 1-4).....\$25
- Science: Grades 3/4.....\$12
- Science: Grades 5/6.....\$12
- Science: Grades 7/8.....\$12
- US Geography.....\$12
- US History.....\$12
- World Geography.....\$12
- World History.....\$12

Artworx

- Bridge 5.0.....\$19
- Cycle Knight.....\$14
- Daily Double
 - Horse Racing.....\$14
- International Hockey.....\$14
- Linkword French.....\$16
- Linkword German.....\$16
- Linkword Russian.....\$16



"We're committed to making shopping for software easy and enjoyable."

To Order Call:

U.S. & Canada

1-800-225-7638

(PA - 1-800-223-7784)

Visit Us On CompuServe (GO SDA) or GEnie (SDA)

Famous Course Disk #2 for

- World Class L. B.....\$14

Famous Course Disk #3 for

- World Class L. B.....\$14

Leader Board (Original)

- 3 Pack.....\$14

Tenth Frame.....\$25

Triple Pack: BH1, BH2,

- Raid Over Moscow.....\$14
- World Class Leader Board.....\$25

Accolade

Apollo 18:

- Mission to the Moon.....\$19

Bubble Ghost.....\$19

Card Sharks.....\$19

Fast Break.....\$19

4th & Inches Football.....\$19

4th & Inches Team

- Construction Disk.....\$9.88

Mini Putt.....\$19

Power at Sea.....\$19

Rack 'Em.....\$19

Serve & Volley.....\$19

Steel Thunder.....\$19

The Train:

- Escape to Normandy.....\$19
- T.K.O.....\$19

Action Soft

- Thunder Chopper.....\$19
- Up Periscope!.....\$19

Activision

- Black Jack Academy.....\$25
- Crossbow.....\$19
- Mainframe.....\$23

Linkword Spanish.....\$16

Strip Poker.....\$21

Data Disk #1 Female.....\$14

Data Disk #2 Male.....\$14

Data Disk #3 Female.....\$14

Avalon Hill

NBA Basketball.....\$25

NBA '86 Season Disk.....\$14

Spitfire '40.....\$23

Super Sunday.....\$21

SBS 1986 Team Disk.....\$14

SBS Gen. Mgr. Disk.....\$19

Under Fire.....\$23

Batteries Included

Paperclip 3.....\$33

Paperclip Publisher.....\$33

Baudville

Award Maker Plus.....\$23

Blazing Paddles.....\$23

Video Vegas.....\$19

Berkeley Softworks

Geos 128.....\$44

Geo-Calc 128.....\$44

Geo-File 128.....\$44

Geo-Write Workshop 128.....\$44

Geos 2.0.....\$39

Desk Pack Plus*.....\$19

Font Pack Plus*.....\$19

Geo-Calc*.....\$33

Geo-Chart*.....Call

Geo-File*.....\$33

Over 1900 products in stock • If you don't see the item you want, call
• No surcharge for VISA/MasterCard

with SDA Savings!

Original Software Discounters



Geo-Programmer*\$44
Geo-Publish*\$33
*Requires GEOS 64!	
Box Office	
California Raisins\$16
Psycho\$16
Broderbund	
Bank St. Writer\$33
Carmen Sandiego:	
Europe\$25
U.S.A.\$25
World\$23
Downhill ChallengeCall
Print Shop\$26
P.S. Companion\$23
P.S. Graphics Library\$16 Ea.
#1, #2, or #3\$16 Ea.
P.S. Graphics Library\$16
Holiday Edition\$16

Capcom	
Bionic Commando\$19
Ghosts & Goblins\$19
Gunsmoke\$19
Side Arms\$19
Speed Rumbler\$19
Central Point	
Copy 2\$23
Cinemaware	
Defender of the Crown\$23
Rocket Ranger\$23
Sinbad: Throne of the Falcon\$23
The Three Stooges\$23
Warp Speed*\$33
CMS	
General Acct. 128\$119
Inventory 128\$49

Data East	
Breakthru\$19
Commando\$14
Ikari Warriors\$19
Karnov\$19
Kid Niki\$19
Lock OnCall
Platoon\$19
Speed Buggy\$19
Tag Team Wrestling\$14
Datasoft	
Alternate Reality:	
The City\$19
The Dungeon\$19
Battle Droidz\$19
Bismarck\$19
Cosmic Relief\$19
Dark Lord\$14
Global Commander\$19
Hunt for Red October\$26
Rubicon Alliance\$14
Tobruk\$21
Tomahawk\$21
Video Title Shop\$21
w/Graphics Companion\$21

Davidson	
Algeblaster\$32
Math Blaster\$32
Spell It\$32
Word Attack\$32
Designware	
Body Transparent\$19
Designasaurus\$23
Spellcopter\$19
Digital Solutions	
Pocket Filer 2\$19
Pocket Planner 2\$19
Pocket Writer 2\$33
*All 3 in 1 Super Pack\$59
Digitek	
Vampire's Empire\$19
Electronic Arts	
Alien Fires\$19
Bard's Tale 1 or 2\$26 Ea.

WINNERS



THIS MONTH'S WINNERS OF **PROJECT SPACE STATION** ARE

Paul S. Brown
Pensacola, FL

Charles E. Chapel
Salina, IA

Jeffrey D. Craven
Somerville, AL

Robert H. Engstrom
Ontario, CA

Charles W. Hennig
Clarksburg, WV

James A. King, Jr.
Rockville, MD

R.S. McFarland
Muncie, IN

Merlin A. Rosenlieb
Weirton, WV

James Skuba
E. Setauket, NY

Frederick D. Stockwell
Xenia, OH

Winners must contact us by 1/31/89 to claim their prize. No purchase necessary.

We're giving away hundreds of \$ in software to people on our mailing list every month. Not on our list? Call our toll-free number and order one of our great software bargains. Your name will automatically be added to our list. Or send us a postcard with your name, address, city, state, zip code, and computer model today.

Bard's Tale 1, 2

or 3 Hints\$9 Ea.
Caveman Ugh-lympics\$21
Chessmaster 2100\$26
Chuck Yeager's AFT\$23
Deathlord\$21
Demon Stalker\$21
Dragon's Lair\$19
Instant Music\$21
Legacy of Ancients\$21
Master Ninja\$19
Modem Wars\$23
Pegasus\$21
Roadwars\$21
Rockford\$21
Scrabble\$23
Scraples\$23
Skyfox 2\$21
Skate or Die\$21
Star Fleet 1\$26
Strike Fleet\$21
The Mars Saga\$23
Twilight's Ransom\$23
Wasteland\$26

EPYX

Boulder Dash\$14
Construction Kit\$14
California Games\$24
Champ. Wrestling\$14
Create A Calendar\$19
Death Sword\$14
Destroyer\$24
Fast Load*\$24
Final Assault\$24
Impossible Mission 2\$24
4 x 4 Off Road Racing\$24
L. A. Crackdown\$24
Metrocross\$16
Rad Warrior\$14
Sporting News Baseball\$24
Street Sports:	
Baseball\$14
Basketball\$14
Football\$14
Soccer\$14
Spy vs. Spy 3:	
Arctic Antics\$14
Sub Battle Simulator\$24
Summer Games\$14
Summer Games 2\$14
The Games:	
Summer Edition\$24
Winter Edition\$24
Tower Toppler\$24
Winter Games\$14
World Games\$14

Gamestar	
GFL Ch. Football\$23
Star Rank Boxing 2\$19
Top Fuel Eliminator\$19

Infocom	
Beyond Zork 128\$29
Border Zone\$23
Sherlock: The Riddle of the Crown Jewels\$23
Zork Trilogy\$29

Inkwell Systems	
#170 Deluxe L.P.\$69
#184C Light Pen\$44
Flexidraw 5.5\$23
Graphics Galleria #1\$19
Graphics Galleria #2\$19
Graphics Intregator 2\$19

Intracorp	
Bumper Sticker Maker\$33
Business Card Maker\$25
Button & Badge Maker\$33

Logical Design	
Club Backgammon\$19
Vegas Craps\$19
Vegas Gambler\$19

Melbourne House	
Barbarian\$19
John Elway's QB\$19

Microleague	
Baseball\$25
Box Score Stats\$16
General Manager\$19
1986 Team Data Disk\$14
1987 Team Data Disk\$14
WWF Wrestling\$19

Microprose	
Airborne Ranger\$23
F-15 Strike Eagle\$23
Gunship\$23
Pirates\$25
Project Stealth Fighter\$25
Silent Service\$23

Mindscape	
Alien SyndromeCall
Bad Street Brawler\$19
Blockbuster\$19
Clubhouse Sports\$19
Color Me: The Computer Coloring Kit\$23
Crossword Magic\$19
Deeper Dungeons*\$16

De Ja Vu\$23
Gauntlet\$23
Harrier Combat Sim.\$19
Indiana Jones & The Temple of Doom\$23
Indoor Sports\$19
Infiltrator 2\$19
Into the Eagle's Nest\$19
Out Run\$23
MISL Soccer\$23
Paperboy\$23
Perfect Score SAT\$44
Power Players Joystick\$19
Road Runner\$23
720Call
Super Harrier\$23
Super Star Ice Hockey\$23
Super Star Soccer\$23
UninvitedCall
*Requires Gauntlet!	

MISC	
Bob's Term Pro\$29
Bob's Term Pro 128\$39
Doodle\$25
Final Cartridge 3\$47
Font Master 2\$29
Font Master 128\$35

Origin	
Autoduel\$25
Moebius\$25
Times of Lore\$25
Ultima 1 or 3\$25 Ea.
Ultima 4\$39

Professional	
Fleet System 2 Plus\$33
Fleet System 4 128\$43

Rainbird	
Black Lamp\$14
Corruption\$25
Enlightenment\$14
Guild of Thieves\$25
Jinxter\$23
Starglider\$14

Simon & Schuster	
JK Lasser Money Mgr.\$14
Tyring Tutor 4\$19
SI Tech	
Deep Space\$23
Wizardry Series:	
Knight of Diamonds\$25
Proving Ground\$25

Springboard	
Certificate Maker\$14
C.M. Library Vol. 1\$9.88
Newroom\$14
N.R. Clip Art Vol. 1\$9.88
N.R. Clip Art Vol. 2\$9.88
N.R. Clip Art Vol. 3\$9.88
P.S. Graphics Expander\$23

SSI	
Advanced Dungeons & Dragons:	
Heroes of the Lance\$21
Dungeon Master Assistant\$21
Battle of Antietam\$32
B-24\$23
Demon's Winter\$21
Eternal Dagger\$26
Gettysburg\$39
Kampfgruppe\$39
Panzer Strike!\$29
Phantasia 1, 2 or 3\$26 Ea.
Question 2\$26
Rings of Zilfin\$26



Test Drive
Take some of the world's most exotic cars for a ride you'll never forget in this exciting driving simulation. Authentic graphics, sterling sound, and life-like animation.
\$29.95 \$16.88
List Price Ultra Saver Price

Weekly Reader		
Stickybear Series:		
ABC's\$16	
Math 1 or 2\$16 Ea.	
Numbers\$16	
Opposites\$16	
Reading\$16	
Spellgrabber\$16	
Typing\$16	
Accessories		
Anchor 300/1200 Baud Modem	\$69
Animation Station\$49	
Bonus SS, DD\$4.99 Bx.	
Bonus DS, DD\$5.99 Bx.	
CompuServe Starter Kit\$19	
Contriver Mouse\$33	
Disk Case (Holds 75)\$6.88	
Epyx 200 XJ Joystick\$12	
Epyx 500 XJ Joystick\$14	
Icontroller\$14	
Suncom JoysticksCall	
Wico Bat Handle\$17	
Wico Boss\$12	
Wico Ergostick J.S.\$19	
XETEC Super Graphix\$59	
XETEC Super Graphix Gold\$89	
XETEC Super Graphix Jr.\$39	

Three Sixty	
Dark Castle\$23
WarlockCall
Timeworks	
Data Manager 2\$14
Data Manager 128\$33
Evelyn Wood Reader\$14
Partner 64*\$25
Partner 128*\$33
Swiftscale/Sideways\$19
Swiftscale/Sideways 128\$33
Sylvia Porter's Personal Fin. Planner 64\$25
Sylvia Porter's Personal Fin. Planner 128\$33
Word Writer 3\$25
Word Writer 128\$33

Unicorn	
Decimal Dungeon\$19
Fraction Action\$19
Percentage Panic\$19
Race Car Rhythmic\$19
Ten Little Robots\$19
Union World	
Art Gallery 1 or 2\$16 Ea.
Art Gallery 3: Fantasy\$16
Print Master Plus\$23

Weekly Reader	
Stickybear Series:	
ABC's\$16
Math 1 or 2\$16 Ea.
Numbers\$16
Opposites\$16
Reading\$16
Spellgrabber\$16
Typing\$16

Accessories		
Anchor 300/1200 Baud Modem	\$69
Animation Station\$49	
Bonus SS, DD\$4.99 Bx.	
Bonus DS, DD\$5.99 Bx.	
CompuServe Starter Kit\$19	
Contriver Mouse\$33	
Disk Case (Holds 75)\$6.88	
Epyx 200 XJ Joystick\$12	
Epyx 500 XJ Joystick\$14	
Icontroller\$14	
Suncom JoysticksCall	
Wico Bat Handle\$17	
Wico Boss\$12	
Wico Ergostick J.S.\$19	
XETEC Super Graphix\$59	
XETEC Super Graphix Gold\$89	
XETEC Super Graphix Jr.\$39	

*All programs on disk unless otherwise noted.

Software Discounters Of America



P.O. Box 111327 — Dept. C G — Blawnox, PA 15238

1988 SDA

- Free shipping on orders over \$100 in Continental U.S.
- Your card is not charged until we ship


```

)OR(AD>49151 AND AD<53
248)THEN GOSUB1080:F=0
:RETURN
HC 1050 GOSUB1060:PRINT"[RVS]
[SPACE]INVALID ADDRESS
[DOWN]{BLK}":F=1:RETU
RN
AR 1060 POKE SD+5,31:POKE SD+6
,208:POKE SD,240:POKE
[SPACE]SD+1,4:POKE SD+
4,33
DX 1070 FOR S=1 TO 100:NEXT:GO
TO1090
PF 1080 POKE SD+5,8:POKE SD+6,
240:POKE SD,0:POKE SD+
1,90:POKE SD+4,17
AC 1090 FOR S=1 TO 100:NEXT:PO
KE SD+4,0:POKE SD,0:PO
KE SD+1,0:RETURN
3)"[RVS]C{OFF}ATALOG DI
SK"RTS;TAB(13)"[RVS]Q
{OFF}UIT{DOWN}{BLK}"
AP 240 GETKEY A$:A=INSTR("EDLS
CQ",A$):ON A GOTO 340,5
50,640,650,930,940:GOSU
B 950:GOTO 240
SX 250 PRINT"STARTING AT";:GOS
UB 260:IF(AD<>0)OR(A$=N
L$)THEN RETURN:ELSE 250
BG 260 A$=NL$:INPUT A$:IF LEN(
A$)=4 THEN AD=DEC(A$)
PP 270 IF AD=0 THEN BEGIN:IF A
$<>NL$ THEN 300:ELSE RE
TURN:BEND
MA 280 IF AD<SA OR AD>EA THEN
[SPACE]300
PM 290 IF AD>511 AND AD<65280
[SPACE]THEN PRINT BE$:;
RETURN
SQ 300 GOSUB 950:PRINT"[RVS] I
NVALID ADDRESS {DOWN}
{BLK}":AD=0:RETURN
RD 310 CK=FNHB(AD):CK=AD-Z4*CK
+Z5*(CK>Z7):GOTO 330
DD 320 CK=CK*Z2+Z5*(CK>Z7)+A
AH 330 CK=CK+Z5*(CK>Z5):RETURN
QD 340 PRINT BE$;"[RVS] ENTER
[SPACE]DATA ":GOSUB 250
:IF A$=NL$ THEN 220
JA 350 BANK 0:PRINT:F=0:OPEN 3
,3
BR 360 GOSUB 310:PRINT HEX$(AD
)+"":;:IF F THEN PRINT
[SPACE]L$:PRINT"[UP]
{5 RIGHT}";
QA 370 FOR I=0 TO 24 STEP 3:B$
=SP$:FOR J=1 TO 2:IF F
[SPACE]THEN B$=MID$(L$,
I+J,1)
PS 380 PRINT"[RVS]"B$+L$;:IF
[SPACE]I<24 THEN PRINT"
{OFF}";
RC 390 GETKEY A$:IF (A$>"/" AN
D A$<"") OR(A$>"@" AND
A$<"G") THEN 470
AC 400 IF A$="+" THEN A$="E":G
OTO 470
QB 410 IF A$="-" THEN A$="F":G
OTO 470
FB 420 IF A$=RTS AND ((I=0) AN
D (J=1) OR F) THEN PRIN
T B$;:J=2:NEXT:I=24:GOT
O 480
RD 430 IF A$="{HOME}" THEN PRI
NT B$:J=2:NEXT:I=24:NEX
T:F=0:GOTO 360
XB 440 IF (A$="{RIGHT}") AND F
THEN PRINT B$+L$;:GOT
O 470
JP 450 IF A$<>L$ AND A$<>DL$
[SPACE]OR ((I=0) AND (J
=1)) THEN GOSUB 950:GOT
O 390
PS 460 A$=L$+SP$+L$:PRINT B$
+L$;:J=2-J:IF J THEN P
RINT L$;:I=I-3
GB 470 PRINT A$;:NEXT J:PRINT
[SPACE]SP$;
HA 480 NEXT I:PRINT:PRINT"[UP]
{5 RIGHT}";:L$="
{27 SPACES}"
DP 490 FOR I=1 TO 25 STEP 3:GE
T#3,A$,B$:IF A$=SP$ THE
N I=25:NEXT:CLOSE 3:GOT
O 220
BA 500 A$=A$+B$:A=DEC(A$):MID$(
L$,I,2)=A$:IF I<25 THE
N GOSUB 320:A(I/3)=A:GE
T#3,A$
AR 510 NEXT I:IF A<>CK THEN GO
SUB 950:PRINT:PRINT"
[RVS] ERROR: REENTER LI
NE ":F=1:GOTO 360
DX 520 PRINT BE$:B=BS+AD-SA:FO
R I=0 TO 7:POKE B+I,A(I
):NEXT I
XB 530 F=0:AD=AD+8:IF AD<=EA T
HEN 360
CA 540 CLOSE 3:PRINT"[DOWN]
{BLU}** END OF ENTRY **
{BLK}{2 DOWN}":GOTO 650
MC 550 PRINT BE$;"[CLR]{DOWN}
[RVS] DISPLAY DATA ":GO
SUB 250:IF A$=NL$ THEN
[SPACE]220
JF 560 BANK 0:PRINT"[DOWN]
{BLU}PRESS: [RVS]SPACE
{OFF} TO PAUSE, [RVS]RE
TURN{OFF} TO BREAK{4}
{DOWN}"
XA 570 PRINT HEX$(AD)+"":;:GOS
UB 310:B=BS+AD-SA
DJ 580 FOR I=B TO B+7:A=PEEK(I
):PRINT RIGHT$(HEX$(A),
2);SP$;:GOSUB 320:NEXT
[SPACE]I
XB 590 PRINT"[RVS]";RIGHT$(HEX
$(CK),2)
GR 600 F=1:AD=AD+8:IF AD>EA TH
EN PRINT"[BLU]** END OF
DATA **":GOTO 220
EB 610 GET A$:IF A$=RTS THEN P
RINT BE$:GOTO 220
QK 620 IF A$=SP$ THEN F=F+1:PR
INT BE$;
XS 630 ON F GOTO 570,610,570
RF 640 PRINT BE$"{DOWN}{RVS} L
OAD DATA ":OP=1:GOTO 66
0
BP 650 PRINT BE$"{DOWN}{RVS} S
AVE FILE ":OP=0
DM 660 F=0:F$=NL$:INPUT"FILENA
ME{4}";F$:IF F$=NL$ THE
N 220
PF 665 IF LEN(F$)>14 THEN 660
RF 670 PRINT"[DOWN]{BLK}{RVS}T
{OFF}APE OR [RVS]D{OFF}
ISK: {4}";
SQ 680 GETKEY A$:IF A$="T" THE
N 850:ELSE IF A$<>"D" T
HEN 680
SP 690 PRINT"DISK{DOWN}":IF OP
THEN 760
EH 700 DOPEN#1,(F$+"P"),W:IF
[SPACE]DS THEN A$=D$:GO
TO 740
JH 710 BANK 0:POKE BS-2,FNLB(S
A):POKE BS-1,FNHB(SA):P
RINT"SAVING ";F$:PRINT
MC 720 FOR A=BS-2 TO BS+EA-SA:
PRINT#1,CHR$(PEEK(A));:
IF ST THEN A$="DISK WRI
TE ERROR":GOTO 750
GC 730 NEXT A:CLOSE 1:PRINT"
{BLU}** SAVE COMPLETED
[SPACE]WITHOUT ERRORS *
*":GOTO 220
RA 740 IF DS=63 THEN BEGIN:CLO
SE 1:INPUT"[BLK]REPLACE
EXISTING FILE [Y/N]{4}
";A$:IF A$="Y" THEN SCR
ATCH(F$):PRINT:GOTO 700
:ELSE PRINT"[BLK]":GOTO
660:BEND
GA 750 CLOSE 1:GOSUB 950:PRINT
"[BLK]{RVS} ERROR DURIN
G SAVE: {4}":PRINT A$:G
OTO 220
FD 760 DOPEN#1,(F$+"P"):IF DS
THEN A$=D$:F=4:CLOSE
[SPACE]1:GOTO 790

```



```

PX 770 GET#1,A$,B$:CLOSE 1:AD=
ASC(A$)+256*ASC(B$):IF
{SPACE}AD<>SA THEN F=1:
GOTO 790
KB 780 PRINT"LOADING ";F$:PRIN
T:BLOAD(F$),B$,P(B$):AD
=SA+FNAD(174)-BS-1:F=-2
*(AD<EA)-3*(AD>EA)
RQ 790 IF F THEN 800:ELSE PRIN
T"{BLU}** LOAD COMPLETE
D WITHOUT ERRORS **":GO
TO 220
ER 800 GOSUB 950:PRINT"{BLK}
{RVS} ERROR DURING LOAD
: {4}":ON F GOSUB 810,8
20,830,840:GOTO220
QJ 810 PRINT"INCORRECT STARTIN
G ADDRESS (";HEX$(AD);"
)":RETURN
DP 820 PRINT"LOAD ENDED AT ";H
EX$(AD):RETURN
EB 830 PRINT"TRUNCATED AT ENDI
NG ADDRESS (";HEX$(EA)"
)":RETURN
FP 840 PRINT"DISK ERROR ";A$:R
ETURN
KS 850 PRINT"TAPE":AD=POINTER(
F$):BANK 1:A=PEEK(AD):A
L=PEEK(AD+1):AH=PEEK(AD
+2)
XX 860 BANK 15:SYS DEC("FF68")
,0,1:SYS DEC("FFBA"),1,
1,0:SYS DEC("FFBD"),A,A
L,AH:SYS DEC("FF90"),12
8:IF OP THEN 890
FG 870 PRINT:A=SA:B=EA+1:GOSUB
920:SYS DEC("E919"),3:
PRINT"SAVING ";F$:
AB 880 A=BS:B=BS+(EA-SA)+1:GOS
UB 920:SYS DEC("EA18"):
PRINT"{DOWN}{BLU}** TAP
E SAVE COMPLETED **":GO
TO 220
CP 890 SYS DEC("E99A"):PRINT:I
F PEEK(2816)=5 THEN GOS
UB 950:PRINT"{DOWN}
{BLK}{RVS} FILE NOT FOU
ND ":GOTO 220
GQ 900 PRINT"LOADING ...{DOWN}
":AD=FNAD(2817):IF AD<>
SA THEN F=1:GOTO 800:EL
SE AD=FNAD(2819)-1:F=-2
*(AD<EA)-3*(AD>EA)
JD 910 A=BS:B=BS+(EA-SA)+1:GOS
UB 920:SYS DEC("E9FB"):
IF ST>0 THEN 800:ELSE 7
90
XB 920 POKE193,FNLB(A):POKE194
,FNHB(A):POKE 174,FNLB(
B):POKE 175,FNHB(B):RET
URN
CP 930 CATALOG:PRINT"{DOWN}
{BLU}** PRESS ANY KEY F
OR MENU **":GETKEY A$:G
OTO 220
MM 940 PRINT BE$"{RVS} QUIT
{4}";RT$;"ARE YOU SURE
{SPACE}{Y/N}?" :GETKEY A
$:IF A$<>"Y" THEN 220:E
LSE PRINT"{CLR}":BANK 1
5:END
JE 950 SOUND 1,500,10:RETURN
AF 960 IF ER=14 AND EL=260 THE
N RESUME 300
MK 970 IF ER=14 AND EL=500 THE
N RESUME NEXT
KJ 980 IF ER=4 AND EL=780 THEN
F=4:A$=DSS$:RESUME 800
DQ 990 IF ER=30 THEN RESUME:EL
SE PRINT ERR$(ER);" ERR
OR IN LINE";EL

```

COLOR RIBBONS & PAPER

COLOR RIBBONS	RED, BROWN,	BLUE, PURPLE,	GREEN, YELLOW,	
Ribbons	Price Each	Black	Color	Heat Transfer
Apple Imagewriter I/II		3.75	4.50	6.50
Citizen 120 D		5.00	6.00	7.95
Commodore MPS 801		4.15	4.75	5.75
Commodore MPS 802		6.00	6.75	-
Commodore MPS 803		4.95	5.95	7.00
Commodore MPS 1000		3.95	4.95	6.75
Commodore MPS 1200		5.00	6.00	7.95
Commodore 1525		6.00	-	-
Okidata 82/92/93		1.75	2.25	4.50
Okidata 182/192		6.50	7.50	-
Panasonic KX-P 1090		6.75	7.75	-
Seikosha SP 800/1000		5.25	6.50	7.95
Star SG 10		1.75	2.25	4.50
Star NX10/NL10		5.00	6.00	7.95

COLOR PAPER

BRIGHT PACK - 200 Sheets/50 each color: Red, Blue, Green, Yellow. 9 1/2 x 11 - \$10.90/pk.
 PASTEL PACK - 200 Sheets/50 each color: Pink, Yellow, Blue, Ivory. 9 1/2 x 11 - \$10.90/pk.

T-SHIRT RIBBONS (Heat Transfer) - Call For Price.

COLOR DISKETTES

5 1/4" DS/DD Rainbow Pack. 10/pack - \$12.50

For ribbons & paper not listed above, call for price & avail. Price & spec. subject to change w/o notice. Min. order \$25.00. Min. S & H \$3.50. Add \$2.25 C.O.D. add'l. IL res. add. 6.25% tax. MC & Visa accepted.

RENCO COMPUTER PRINTER SUPPLIES

P.O. Box 475, Manteno, IL 60950 U.S.A.
 1-800-522-6922 • (IL) 1-800-356-9981
 815-468-8081

DUST COVERS

SATISFACTION GUARANTEED

- ★ CUSTOM MADE TO FIT
- ★ HEAVY 32-oz. VINYL ANTI-STATIC
- ★ EXTENDS EQUIPMENT LIFE
- ★ Choice of Colors Light Tan or Brown

COMPUTERS	PRINTERS
C-64/Plus 4/C-64C 8.00	Seikosha SP-1000 13.00
C-128 13.00	Comrex 220 13.00
Datassette (C2N) 5.00	C'fish 8510 13.00
Amiga 1000 13.00	Juki 5510 13.00
(W/Amiga Mon. Stacked) 28.00	Imagewriter 13.00
Keyboard only 7.00	Epson JX 80 13.00
Atari 800XL, 130XE 10.00	Epson FX 85/185 13.00
Atari 520 ST 14.00	Okidata 92 13.00
IBM PC/XT 28.00	Citizen MSP 10 13.00
IBM 5051 Keyboard 8.00	C/DPS 1101 16.00
(Dimensions Required for IBM Clones)	Gemini 10 & Star 10's 13.00
	Gemini 15 & Star 15's 16.00
	Atari 1027 13.00
DISK DRIVES	MONITORS
C-1541, C-1571 8.00	Atari SC 1224RGB 19.00
Amiga 3 1/2" D/Drv 8.00	C-1702, BMC Color 16.00
Amiga 5 1/4" D/Drv 9.00	C-1902/Amiga 19.00
Indust GT, MSD SD-1 8.00	Amdak 500-700 19.00
MSD SD-2 10.00	CM-141 (C-1802) 19.00
Enhancer 2000 8.00	C-1902A/Magnvx 40 19.00
FSD-1 8.00	NEC (State Model) 19.00
Atari 1050 8.00	Magnavox 80 RGB 19.00
	Princeton (State Model) 19.00
PRINTERS	VIDEO RECORDERS
C-1525/MPS 801 10.00	Thompson CM 365-66 19.00
C-1526/MPS 802 13.00	Taxan (State Model) 19.00
C-MPS/803, C-1520 8.00	Sakata SC-100 19.00
Panasonic 1090/91 13.00	Zenith (State Model) 19.00
Okidata 120/192 13.00	
Okimate 10/20 8.00	State Make & Model
Epson MX/FX/RX80 13.00	Dimensions required
Epson LX80/C-1000 13.00	including clock cut-out

Order by stating MAKE, MODEL and COLOR CHOICE - TAN or BROWN with check or money order plus \$1.50 per item (\$4.50 max.) shipping and handling Calif. Res. Include 6% + local tax. APO, 2.00/item, Foreign 3.00/item

SPECIAL COVERS WILL BE MADE TO YOUR DIMENSIONS. SEND YOUR REQUIREMENTS FOR OUR LOW PRICE QUOTES.

Crown Custom Covers

24621 PAIGE CIRCLE DEPT. A
 LAGUNA HILLS, CA 92653
 (714) 472-6362

ADVERTISEMENT



4A

✈ Exploring Japan with Jet - Now that Japan Scenery Disk is included with Jet, we'd like to offer some suggestions for exploring the Japanese countryside from the cockpit of your F-16.

First, a close-up view of Tokyo. Take off from Hyakuri Airport (North 18542, East 32874) and turn to a heading of 187 degrees. This flight path takes you into the peninsula forming the right boundary of Tokyo Bay (see Tokyo area chart). At Mach 1 this heading should bring you to New Tokyo International Airport at Narita in about five minutes. Turn right to a heading of 270 degrees at Narita to put yourself on a direct course to Tokyo. When Tokyo comes into view, throttle back to 45% and drop altitude to 1,000 feet to explore the city. Highlights including Tokyo Tower and the Emperor's Palace will be clearly visible, with many high-rise skyscrapers to the north. Head for Tokyo International Airport (Haneda) in the southwest part of the city. Make your approach and land at Tokyo International. Keep your airspeed low and don't overshoot the runway or you'll end up in Tokyo Bay! Next month - another Japanese adventure!

✈ Submarine Action in the Pacific - Unparalleled action and realism have rocketed Up Periscope! to the top of the software charts! You command a World War II fleet class submarine. Start with a shakedown cruise out of the Navy's New London shipyards, then re-enact fourteen different historic patrols covering all Pacific theatres of war. Relive the famous final patrol of USS Tang when Commander Dick O'Kane was sunk by one of his own torpedoes. Intercept convoys in the Formosa Strait with USS Barb. Evade depth charge attacks, or go hunting on your own. Mastering the complexities of command are difficult but very rewarding.

Top Selling Scenery Disks This Month:

(\$24.95 each, for use with Flight Simulator II, Stealth Mission, and Jet)

1. "Western European Tour" Scenery Disk
2. Scenery Disk # 7 (U.S. Eastern Seaboard)
3. Scenery Disk # 3 (U.S. South Pacific)
4. Scenery Disk # 11 (U.S. North Eastern Border)
5. San Francisco Scenery Disk

See your dealer to purchase SubLOGIC products, or call us direct to order by charge card at (800) 637-4983. Illinois residents call (217) 359-8482.

SubLOGIC Corporation
 501 Kenyon Road
 Champaign, IL 61820

Please address any feedback/correspondence regarding SubLOGIC products, operations, or this "Flight Notes" column to ATTN: Chairman's Office.

GAZETTE Shoppers Mart

BASIC GAME DESIGN Flashy Tricks of the Trade

Clean, fast BASIC for Scrolls, Animation, 3D Color Graphics, Sound and Music. Great NEW (c) GAMES fully explained. Any disk \$15 ppd. Any 2 \$25 ppd.

- 1) 10 Games of Logic-- + bonus ACTION Game, OIL WAR, + DEMOS.
- 2) 10 Games of Action-- + bonus LOGIC Game, DUFFY'S DRAWERS, + DEMOS.
- 3) Music--Easy 3-Part HARMONY, with Tremolo, Phase, Various Voices, etc. OVERTURE--play a one note melody and get Harmony. Save/load tunes to disk and EASILY add Rich MUSIC to your Own Programs! OMNIVOX--Realtime Harmony at the touch of a key! ANDROID SYMPATHY ORCHESTRA--C-64 Music in Harmony.
- 4) Advanced--WIZARD'S TOWER 1-4 Thieves of Magic face Wizard the Mad, Humor--Treachery. EMPIRE STAR a battle in 3D CubeSpace, 1-2 players-Logic. MY DEAR DR. WATSON--at last the rest of Holmes' Adventures can be told. Text-Humor. Includes AUTORUN, UNLIST, PIX, SIDLAB and More! NEW! HOT! ROXTAR(ML)--Turns C-64 into MAXI ROCK CHORD ORGAN. \$20 ppd.

RKDO Graphics, Rte. 1 Box 199A, Stanley, WI 54768

Convert your C64/C128 to a DX7 with the

SFX SOUND EXPANDER

SFX SOUND EXPANDER \$90.00

9 voice digital synthesizer module

SFX FULL SIZED KEYBOARD \$80.00

SFX COMPOSER & SOUND EDITOR \$30.00

MIDI compatible sequencer and editor for Sound Expander

Fearn & Music, 519 W. Taylor #114, Santa Maria, CA 93454

Phone 800-447-3434 In CA 805-925-6682



DATA-LABS TISAR 128 BUSINESS SOFTWARE

REMARKABLE CUSTOMER DATA-BASE & INVOICE MANAGEMENT SYSTEM!

AHOY 7/88... "One of the most powerful programs for the C128."

COMMODORE 11/88... "Chances are, you want TISAR."

Write/Read/Print Customized Invoices & Records.

User Friendly Prompts guide you through each function.

Full Color • Stores 500 Records/Disk on 1571 Drive.

Track Sales or Job Status, Estimates, Dept. Codes, etc. ...

Search, Cross-search, Sort, Mailing labels, Graphs, much more. ...

80 Columns • Back-Up-Able • Full Documentation

Version 2.2 Includes Inventory control \$69.00

Same-day shpg. MC/VISA or COD (please no checks.)

Call orders only • 24 hours • 1-800-537-LABS

CW DATA-LABS, 10610 Evans St., Philadelphia, PA 19116

NOTHING LOADS YOUR PROGRAMS FASTER THAN THE QUICK BROWN BOX

A NEW CONCEPT IN COMMODORE® CARTRIDGES

Store up to 30 of your favorite programs in a single battery-backed cartridge for easy, instant access. Change contents as often as you wish. The Quick Brown Box accepts most unprotected and "frozen" programs including the only word processor that saves your text as you type, "The Write Stuff." Coexists with GEOS® and Commodore RAM Expansion Units. Loader utilities included for both C-64 and C-128 modes.

16K \$69; 32K \$99; 64K \$129 (plus \$3 s/h; MA res. add 5%). Call for "Write Stuff" pkg. Brown Boxes, Inc., 26 Concord Rd., Bedford, MA 01730: (617) 275-0090; 862-3675.

"Good Reliable Stuff" Info (Jan/Feb '88)

"A Little Gem" Twin Cities 128 (Mar/Apr '88)

"You'll Never Lose Your Cool, or Your Programs" RUN (Nov '87)

"A Worthy Product--Long Overdue" Ahoy (Feb '88)

NEW ATTENTION ROLE PLAYERS NEW

Build stronger characters with our editors or solve those tough riddles with our hintbooks.

CHARACTER EDITORS (\$19.95 each) - Might and Magic, Bards Tale 1, Bards Tale 2, Bards Tale 3, Wasteland, Wizardry 1, Ultima 3, Ultima 4, and Pool of Radiance.

HINT BOOKS (\$9.95) - Wizardry 1 and Might and Magic.

Add \$3.00 for shipping/handling. Specify computer type on order.



GOSSELIN COMPUTER CONSULTANTS

P.O. Box 1083 • Brighton, MI 48116 • (313) 229-2453



CAD NOW!

ELECTRONIC TECHNICIANS, HOBBYISTS, AND ENGINEERS

COMMODORE & IBM RADIO SHACK COCO 2 + 3

YES! We accept

can design:

- OSCILLATORS
- POWER SUPPLIES
- AMPLIFIERS
- FILTERS

and

- LAYOUT CIRCUIT BOARDS on your C-64 or C-128.

ENTER your required input/output specifications and the computer designs the circuit. ELEVEN separate user-friendly, Computer Aided Design programs will help you build any custom device.

FREE detailed info.

Write:

WEASELGRAPHICS

Dept. 19

P.O. Box 2046, Sun City, CA 92381



Orders only 1-800-356-8113

MAIL TO:

COMPUTE!'S GAZETTE SUBSCRIBER SERVICE

P.O. Box 10958, Des Moines, IA 50340-0958

Change of Address: Please advise as early as possible. Attach label with your old address and write in new address below.

New Subscriber: Fill in your name and address below. Use separate sheet for gift orders.

PLACE LABEL HERE

Renewal: Attach label.

_____ One year \$24.00 _____ Two years \$45.00
(Foreign subscribers please add \$6.00 per year for postage)

NAME _____

STREET _____

CITY/STATE/ZIP _____

_____ Please bill me _____ Payment enclosed

For other subscription questions or problems, please write a note and send entire form to the above address. OR CALL TOLL-FREE:

1-(800) 727-6937

INTRODUCING OUR NEW SECTION:

GAZETTE Shoppers Mart

BUY•SELL•TRADE

BUY•SELL•TRADE

Computer Repeats

TRADE-IN YOUR SYSTEM FOR ANYTHING WE SELL!

Amiga 500 + Free VCR

Includes \$450 software

- Textcraft+
- Money Mentor
- TV Text
- Graphic Studio
- Ferrari Formula One



Retail value: \$1599

\$499

with trade-in of C128, 1571, 1902 OR \$659 with 64, 1541, 1702
SCALL for your system

Amiga 2000



\$1079
NEW

with trade-in of C128, 1571, 1902, NX-10C
OR \$1309 with C64, 1541, 1802C
SCALL for your system

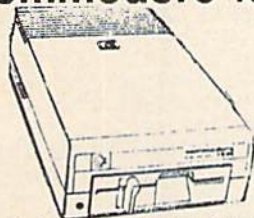
Commodore 64C with GEOS Software



\$35
NEW

with trade-in of C64, 1541 OR \$99 with C64
SCALL for your system

Commodore 1541-II



\$79
NEW

with trade-in of 1571 OR add \$35 with 1541
SCALL for your system

Used


Amiga 1000 1.5 MB	\$769	C128 CPU	\$199
C64 CPU	\$119	SX-64	\$459
VIC-20 CPU	\$35	64C CPU w/softw	\$127
Enhancer 2000 C64	\$119	1571 Drive	\$189
1541 Drive	\$125	SFD-1001	\$99
IEEE intfc from	\$49	1530 Datasette	\$20
C1084 Monitor	\$229	Magnavox Color 1	\$139
C1702 Monitor	\$135	Monitors from	\$39
Xetec JR. interface	\$29	Magic Voice Synth	\$35
Okimate 10 w/PIP	\$99	MPS-801 Printer	\$79
MPS-803 Printer	\$99	Cannon PW1080A	\$159
Shanner 7 color prm	\$109	BigBlue Printer	\$39
C1660 Modem	\$24	2400 baud Modem	\$129
Modems from	\$15	1764 256K RAM	\$99
Trackballs from	\$9	Software/Books from	\$1

New

COMMODORE 64 128			
64C CPU w/GEOS	\$159	1351 Mouse	\$39
1764 256K RAM C64	\$119	128D w/1571	\$449
1700 128K RAM C128	\$109	Excel 2001 128 Drive	\$209
C1084S RGB Monitor	\$299	C18" Monitor	\$189
BMC Monitor stand	\$20	15" 3 1/2 Drive	\$179
1571 Drive	\$245	1541-II Drive	\$179
Excelerator+ Drive	\$159	Micro R/D 2K Intfc	\$49
Micro R/D 10K Intfc	\$59	Xetec JR Intfc	\$39
Xetec SR Intfc	\$59	Xetec GOLD Intfc	\$119
AMIGA/PC			
PC10-III CPU	\$679	Amiga 500 CPU	\$549
A501 512K RAM	\$149	1010 ext Drive	\$199
Flex. Data Am 1010 Dr	\$149	Amiga 2000 CPU	\$1499
2MB RAM w/Chips	\$429	Bridge Card w/Drive	\$529
20MB Drive w/cntr	\$579	A2090 Controller	\$325
MODEMS			
C1670 1200	\$75	ParrotMini 1200/Am	\$109
Avatex 1200e HC	\$79	Supra 2400	\$159
Avatex 2400HC	\$199	SmartLink 2400HC	\$179
PRINTERS			
Star NX-1000 144 cps	\$189	Star NX-1000 Color	\$249
Star NX-2400 24 Pin	\$389	Okidata 183 135 col	\$315
Okimate 20 w/PIP	\$189	Laser Printers	\$Call
OTHER ITEMS			
Epxy 500 XJ Joystick	\$19	SpectraVideo Jystk	\$6
C64 power supply	\$29	C128 power supply	\$75

\$Cash for your equipment
Thousands of software & book titles
Plus MUCH, MUCH MORE!


Commodore 128D



\$249
NEW

with trade-in of C128, 1571 OR 64C, 1541-II, VIC-1525
SCALL for your system

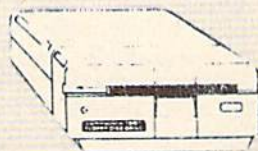
Commodore PC COLT



\$499
NEW

with trade-in of C128, 1571 OR \$579 with C64, 1541
SCALL for your system

Commodore 1581



\$79
NEW

with trade-in of 1571 OR add \$35 with 1541
SCALL for your system

Commodore 1670 Mdm



\$39
NEW

with trade-in of MPS-801 printer OR add \$29 with 300 modem
SCALL for your system

✓✓CALL about CRI IBM Compatible Computers. One full year warranty - One hundred percent IBM hardware and software compatible. 2.5 as fast as Genuine IBM.✓✓

All references to trade-ins assume equipment to be in good working condition. Shipping/handling will be added to all prices. No additional charge for credit cards or COD. Mail order prices shown.
WE CHECK FOR CREDIT CARD THEFT!

5721 Arapahoe Suite 1B
Boulder, CO 80303

IF YOU DON'T SEE IT, CALL!!
1-800-347-3457

24 HR Modem Software Quotes: 1-303-939-8174
Technical Service/Questions: 1-303-939-8144

Authorized Sales/Service for
COMMODORE/AMIGA
ATARI ST/XL/X
and IBM Compatible
Computers and Accessories.

The Automatic Proofreader

Philip I. Nelson

"The Automatic Proofreader" helps you type in program listings for the 128, 64, Plus/4, and 16 and prevents nearly every kind of typing mistake.

Type in the Proofreader *exactly* as listed. Since the program can't check itself, type carefully to avoid mistakes. Don't omit any lines, even if they contain unfamiliar commands. After finishing, save a copy or two on disk or tape before running it. This is important because the Proofreader erases the BASIC portion of itself when you run it, leaving only the machine language portion in memory.

Next, type RUN and press RETURN. After announcing which computer it's running on, the Proofreader displays the message "Proofreader Active". Now you're ready to type in a BASIC program.

Every time you finish typing a line and press RETURN, the Proofreader displays a two-letter checksum in the upper-left corner of the screen. Compare this result with the two-letter checksum printed to the left of the line in the program listing. If the letters match, it's almost certain the line was typed correctly. If the letters don't match, check for your mistake and correct the line.

The Proofreader ignores spaces not enclosed in quotes, so you can omit or add spaces between keywords and still see a matching checksum. However, since spaces inside quotes are almost always significant, the Proofreader pays attention to them. For example, `10 PRINT"THIS IS BASIC"` will generate a different checksum than `10 PRINT"THIS ISBA SIC"`.

A common typing error is transposition—typing two successive characters in the wrong order, like `PIRNT` instead of `PRINT` or `64378` instead of `64738`. The Proofreader is sensitive to the *position* of each character within the line and thus catches transposition errors.

The Proofreader does *not* accept keyword abbreviations (for example, `?` instead of `PRINT`). If you prefer to use abbreviations, you can still check the line by LISTing it after typing it in, moving the cursor back to the line, and pressing RETURN. LISTing the line

substitutes the full keyword for the abbreviation and allows the Proofreader to work properly. The same technique works for rechecking programs you've already typed in.

If you're using the Proofreader on the Commodore 128, Plus/4, or 16, *do not perform any GRAPHIC commands while the Proofreader is active*. When you perform a command like `GRAPHIC 1`, the computer moves everything at the start of BASIC program space—including the Proofreader—to another memory area, causing the Proofreader to crash. The same thing happens if you *run* any program with a `GRAPHIC` command while the Proofreader is in memory.

Though the Proofreader doesn't interfere with other BASIC operations, it's a good idea to disable it before running another program. However, the Proofreader is purposely difficult to dislodge: It's not affected by tape or disk operations, or by pressing `RUN/STOP-RESTORE`. The simplest way to disable it is to turn the computer off then on. A gentler method is to `SYS` to the computer's built-in reset routine (`SYS 65341` for the 128, `64738` for the 64, and `65526` for the Plus/4 and 16). These reset routines erase any program in memory, so be sure to save the program you're typing in before entering the `SYS` command.

If you own a Commodore 64, you may already have wondered whether the Proofreader works with other programming utilities like "MetaBASIC." The answer is generally yes, *if you're using a 64 and activate the Proofreader after installing the other utility*. For example, first load and activate MetaBASIC, then load and run the Proofreader.

When using the Proofreader with another utility, you should disable *both* programs before running a BASIC program. While the Proofreader seems unaffected by most utilities, there's no way to promise that it will work with any and every combination of utilities you might want to use. The more utilities activated, the more fragile the system becomes.

The New Automatic Proofreader

```
10 VEC=PEEK(772)+256*PEEK(773)
   :LO=43:HI=44
```

```
20 PRINT "AUTOMATIC PROOFREADER FOR ";IF VEC=42364 THEN [SPACE]PRINT "C-64"
30 IF VEC=50556 THEN PRINT "VIC-20"
40 IF VEC=35158 THEN GRAPHIC CLR:PRINT "PLUS/4 & 16"
50 IF VEC=17165 THEN LO=45:HI=46:GRAPHIC CLR:PRINT"128"
60 SA=(PEEK(LO)+256*PEEK(HI))+6:ADR=SA
70 FOR J=0 TO 166:READ BYT:POKE ADR,BYT:ADR=ADR+1:CHK=CHK+BYT:NEXT
80 IF CHK<>20570 THEN PRINT "*ERROR* CHECK TYPING IN DATA STATEMENTS":END
90 FOR J=1 TO 5:READ RE,LF,HF:RS=SA+RE:HB=INT(RS/256):LB=RS-(256*HB)
100 CHK=CHK+RF+LF+HF:POKE SA+LF,HB:POKE SA+HF,HB:NEXT
110 IF CHK<>22054 THEN PRINT "*ERROR* RELOAD PROGRAM AND [SPACE]CHECK FINAL LINE":END
120 POKE SA+149,PEEK(772):POKE SA+150,PEEK(773)
130 IF VEC=17165 THEN POKE SA+14,22:POKE SA+18,23:POKE SA+29,224:POKE SA+139,224
140 PRINT CHR$(147);CHR$(17);"PROOFREADER ACTIVE":SYS SA
150 POKE HI,PEEK(HI)+1:POKE (PEEK(LO)+256*PEEK(HI))-1,0:NEW
160 DATA 120,169,73,141,4,3,16,9,3,141,5,3
170 DATA 88,96,165,20,133,167,165,21,133,168,169
180 DATA 0,141,0,255,162,31,181,199,157,227,3
190 DATA 202,16,248,169,19,32,210,255,169,18,32
200 DATA 210,255,160,0,132,180,132,176,136,230,180
210 DATA 200,185,0,2,240,46,201,34,208,8,72
220 DATA 165,176,73,255,133,176,104,72,201,32,208
230 DATA 7,165,176,208,3,104,208,226,104,166,180
240 DATA 24,165,167,121,0,2,133,167,165,168,105
250 DATA 0,133,168,202,208,239,240,202,165,167,69
260 DATA 168,72,41,15,168,185,211,3,32,210,255
270 DATA 104,74,74,74,168,185,211,3,32,210
280 DATA 255,162,31,189,227,3,149,199,202,16,248
290 DATA 169,146,32,210,255,76,86,137,65,66,67
300 DATA 68,69,70,71,72,74,75,77,80,81,82,83,88
310 DATA 13,2,7,167,31,32,151,116,117,151,128,129,167,136,137
```


Classified

SOFTWARE

FREE PUBLIC DOMAIN SOFTWARE - Request free catalog or send \$2 for sample disk and catalog (refundable). C64-128. CALOKE, IND., Dept. JK, Box 18477, K.C., MO 64133

COMMODORE: TRY BEFORE YOU BUY. Best selling games, utilities, educ'l + classics & new releases. 100's of titles. Visa/MC/Disc Free brochure. RENT-A-DISC, Frederick Bldg. #222, Hunt'n, WV 25701 (304) 529-3232

FREE SOFTWARE FOR C-64. Send one stamp for catalog or \$2.00 for 30 sample programs and catalog (refundable). RVH Publications, 4291 Holland Rd, #562-G, Virginia Beach, VA 23452

RENT 64/128 SOFTWARE! 100's of disks. Lowest prices. No deposit or fee. Free catalog. Centsible Software, PO Box 930, St. Joseph, MI 49085 (616) 982-0327.

THOUSANDS OF PD PROGRAMS FOR C64/128! We have Games, Utilities, Music and much more! For information write: Lightspeed Software, POB 340427, Tampa, FL 33694

M BASIC™ Or FORTRAN 80™ \$39.95 + \$4.50 p/h. Public Domain Software Copying Co. 33 Gold St., Ste L3, New York, NY 10038
*™MicroSoft® 800-221-7372

Thousands of C64/128 PD programs on 250+ disks. Free listing or \$1 large catalog. DISKS O'PLENTY INC., 7958 Pines Blvd., Suite 270A, Pembroke Pines, FL 33024

C64/128 FINEST PUBLIC DOMAIN PROGRAMS Pretested quality programs * Most \$1.50 * *On Disk * YOU pick the programs that YOU want!!! Free diskfull of programs with first order! For a list + Description send SASE to: JLH Co., Dept. G, Box 67021, Topeka, KS 66667



WIN LOTTO MILLIONS! LOTTO PICKER PLUS v2.1

Lotto Picker Plus, the original lottery selection software, allows you to store winning Lotto, Keno, & Pick 3/4 numbers & choose between three modes of probability analysis (hot, due, unbiased) in order to give you the winning edge! Guaranteed to work for all lotteries. Bonus numbers are easily handled and our full-featured database editor gives you access to your files. We give you the PICKS—not a bunch of jumbled statistics! **\$34.95** (+\$5.55 s/h). 64/128, IBM, 64K Apple II. NY res. add tax. NOT Copy-protected.
ORDER TODAY! 1-800-634-5463 ext 293 (M-F 8-5)
GE RIDGE SERVICES, INC., 170 Broadway Suite 201-CG, New York, NY 10038
Info/Dealers 718-317-1961

64/128 PD SOFTWARE, GAMES, MUSIC, UTIL., Educ. & Hm/Bus. 5 Disk filled full \$15. 10 disk filled full \$25. D & V CompSoft, P.O. Box 275, New Market, AL 35761

C64 & C128 PD Disks \$3.00 each. VISA/MC. Free Catalog. Call or Write. BRE Software, 352 W. Bedford, Suite 104-G, Fresno, CA 93711. (800) 622-7942, (209) 432-2159 in CA.

DR. RALPH PSYCHOANALYST - Loads of features, inkblots, word assoc., reports. Fun at parties or alone. \$8.00. Original Programs, P.O. Box 14801, Reading, PA 19605

TAX PACKAGE FOR C64, C128 (in 128 mode), & Plus/4 19.95+\$2 s/h. Forms 1040, 1040A, A,B,C,D,E,F,SE,2106,2441. Yearly updates \$10. Prints IRS forms! Steve Karasek, 855 Diversey, Crestwood, MO 63126 - 314-961-2052

HARDWARE

COMMODORE/AMIGA CHIPS, PARTS, DIAGNOSTICS, REPAIRS (lowest cost \$49.95 + UPS). Send for complete catalog, Kasara MicroSystems, Inc., 24 West St., Spring Valley, NY 10977 1-800-248-2983

BUSINESS OPPORTUNITIES

EARN MONEY FROM THE SOFTWARE YOU CREATE. Many publishers are willing to market your programs. Details free. Write: EBCO, Box 701, Sioux Falls, SD 57101.

INSTRUCTIONAL PROGRAM

How to start and operate your own profitable mail order business at home. Send \$9.95 to: ROSCO ENTERPRISES, P.O. Box 8826, Canton, OH 44711

BULLETIN BOARDS

DIAL-YOUR-MATCH BBS for C-128, 1670 or Hayes modem. Questionnaire, matchmaking, DYM-NET! Use your C128 to make new friends! The Best BBS! Order by modem: 1-818-840-8066

DMBBS—BETTER, CHEAPER THAN MOST BBSs w/BEST on-line games. Send SASE for info ARTISoft, 3401 N. Charles St., Apt. 211A, Baltimore, MD 21218. BBS: (301) 467-2157

COMPUTER REPAIR

AUTHORIZED COMM SERV. C64 \$49.95; C128 \$65.95; SX64 \$65.95; 1541/1571 \$45.95. AVT, 1310 S. Dixie Hwy, Ste. 18W, Pompano Beach, FL 33060. 305-785-2490. 120 day wrnty on all repairs.

C64 REPAIR \$39.95 FLAT RATE. 1541/1571 \$49.95; SX64-\$59.95; 128-\$59.95. 48 Hr turnaround. 30 dy warranty. A&M Computer Repair, 20 Guernsey, New Windsor, NY 12550 914-562-7271

AUTHORIZED COMMODORE SERVICE. C64 \$43.95; C128 \$64.95; 1541/1571 \$49.95; IEEE \$Call. Fast Service. 30 day warranty. We buy, sell & trade hardware. MIDWEST COMPUTERS, 519 Broadway, Cape Girardeau, MO 63701 (314) 339-0491 EXT. 101

Authorized Repairs C64/128: \$45 & \$50; 1541/1571: \$50 & \$65; SX64, 128D, Amiga, PC: \$Call 816-872-6311. Quick Serv. 30 day warranty. We buy, sell, trade. MOM & POP's COMPUTER SHOP, Rt. 2, Box 119, Cainsville, MO 64632

COMPUTE!'s Gazette Classified is a low-cost way to tell over 225,000 microcomputer owners about your product or service.

Rates: \$25 per line, minimum of four lines. Any or all of the first line set in capital letters at no charge. Add \$15 per line for boldface words, or \$50 for the entire ad set in boldface (any number of lines.) Inquire about display rates.

Terms: Prepayment is required. Check, money order, American Express, Visa, or MasterCard is accepted. Make checks payable to COMPUTE! Publications.

Form: Ads are subject to publisher's approval and must be either typed or legibly printed. One line equals 40 letters and spaces between words. Please underline words to be set in boldface.

General Information: Advertisers using post office box numbers in their ads must supply permanent address and telephone numbers. Orders will not be acknowledged. Ad will appear in next available issue after receipt.

Closing: 3rd of the third month preceding cover date (e.g., June issue closes March 3rd). Send order and remittance to: Kathleen Ingram, Classified Manager, COMPUTE!'s Gazette, P.O. Box 5406, Greensboro, NC 27403. To place an ad by phone, call Kathleen Ingram at (919) 275-9809.

Notice: COMPUTE! Publications cannot be responsible for offers or claims of advertisers, but will attempt to screen out misleading or questionable copy.

Classified Display Rates: Classified display ads measure 2 1/4" wide and are priced according to height. 1" = \$250; 1 1/2" = \$375; 2" = \$500; 3" = \$600; (\$100 for each additional inch, e.g. 4" = \$700, etc.) Preferred supplied material is Velox or PMT.

How To Type In COMPUTE!'s Gazette Programs

Each month, COMPUTE!'s Gazette publishes programs for the Commodore 128, 64, Plus/4, and 16. Each program is clearly marked by title and version. Be sure to type in the correct version for your machine. All 64 programs run on the 128 in 64 mode. Be sure to read the instructions in the corresponding article. This can save time and eliminate any questions which might arise after you begin typing.

We frequently publish two programs designed to make typing easier: The Automatic Proofreader, and MLX, designed for entering machine language programs.

When entering a BASIC program, be especially careful with DATA statements as they are extremely sensitive to errors. A mistyped number in a DATA statement can cause your machine to "lock up" (you'll have no control over the computer). If this happens, the only recourse is to turn your computer off then on, erasing what was in memory. So be sure to *save a program before you run it*. If your computer crashes, you can always reload the program and look for the error.

Special Characters

Most of the programs listed in each issue contain special control characters. To facilitate typing in any programs from the GAZETTE, use the following listing conventions.

The most common type of control characters in our listings appear as words within braces: {DOWN} means to press the cursor down key; {5 SPACES} means to press the space bar five times.

To indicate that a key should be *shifted* (hold down the SHIFT key while pressing another key), the character is underlined. For example, A means hold down the SHIFT key and press A. You may see strange characters on your screen, but that's to be expected. If you find a number followed by an underlined key enclosed in braces (for example, {8 A}), type the key as many times as indicated (in our example, enter eight SHIFTEd A's).

If a key is enclosed in special brackets, [] , hold down the Commodore key (at the lower left corner of the keyboard) and press the indicated character.

Rarely, you'll see a single letter of the alphabet enclosed in braces.

This can be entered on the Commodore 64 by pressing the CTRL key while typing the letter in braces. For example, {A} means to press CTRL-A.

The Quote Mode

Although you can move the cursor around the screen with the CRSR keys, often a programmer will want to move the cursor under program control. This is seen in examples such as {LEFT}, and {HOME} in the program listings. The only way the computer can tell the difference between direct and programmed cursor control is *the quote mode*.

Once you press the quote key, you're in quote mode. This mode can be confusing if you mistype a character and cursor left to change it. You'll see a reverse video character (a graphics symbol for cursor left). In this case, you can use the DELETE key to back up and edit the line. Type another quote and you're out of quote mode. If things really get confusing, you can exit quote mode simply by pressing RETURN. Then just cursor up to the mistyped line and fix it.

When You Read:	Press:	See:
{CLR}	SHIFT CLR/HOME	
{HOME}	CLR/HOME	
{UP}	SHIFT ↑ CRSR ↓	
{DOWN}	↑ CRSR ↓	
{LEFT}	SHIFT ← CRSR →	
{RIGHT}	← CRSR →	
{RVS}	CTRL 9	
{OFF}	CTRL 0	
{BLK}	CTRL 1	
{WHT}	CTRL 2	
{RED}	CTRL 3	
{CYN}	CTRL 4	

When You Read:	Press:	See:
{PUR}	CTRL 5	
{GRN}	CTRL 6	
{BLU}	CTRL 7	
{YEL}	CTRL 8	
{ F1 }	f1	
{ F2 }	SHIFT f1	
{ F3 }	f3	
{ F4 }	SHIFT f3	
{ F5 }	f5	
{ F6 }	SHIFT f5	
{ F7 }	f7	
{ F8 }	SHIFT f7	

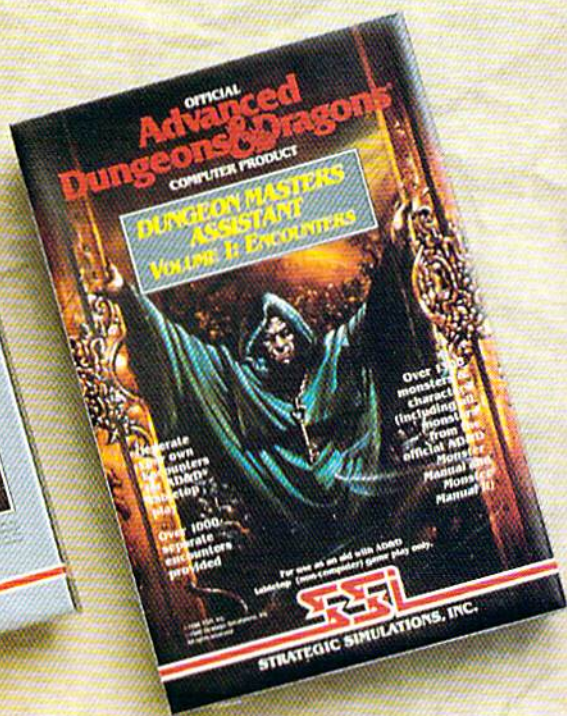


When You Read:	Press:	See:
←	←	
↑	SHIFT ↑	

For Commodore 64 Only

[1]	COMMODORE	1	
[2]	COMMODORE	2	
[3]	COMMODORE	3	
[4]	COMMODORE	4	
[5]	COMMODORE	5	
[6]	COMMODORE	6	
[7]	COMMODORE	7	
[8]	COMMODORE	8	

Advanced Dungeons & Dragons®

COMPUTER PRODUCTS



Role-Playing

POOL OF RADIANCE fulfills all your gaming fantasies. The legendary **ADVANCED DUNGEONS & DRAGONS®** role-playing system springs to life on your computer! Embark on dangerous quests in the magical **FORGOTTEN REALMS™** game world — made incredibly real by advanced computer animation and combat that adheres strictly to **AD&D®** game standards. Prepare

yourself for the ultimate fantasy role-playing experience!

**IBM
APPLE
C-64/128**




Action

HEROES OF THE LANCE gives you non-stop excitement and fully animated action on the mystical **DRAGONLANCE®** game world. Guide eight Companions, each with different skills, deep into the treacherous ruins of the temple Xak Tsaroth. They will need all of your skills to help them survive the attacks of giant spiders, demons, dragons and countless other terrors. Retrieve the

precious Disks of Mishakal if you can!

**IBM
C-64/128
AMIGA
ATARI ST**



Utility

DUNGEON MASTERS ASSISTANT, VOLUME I: ENCOUNTERS is a utility program designed to help Dungeon Masters generate encounters for **AD&D®** campaigns. It provides more than 1000 encounters, and over 1300 monsters and characters, including all of the monsters found in **AD&D® Monster Manuals I & II**. DMs can modify the existing data and add original

monsters and encounters to the database.

**IBM
APPLE
C-64/128**



ADVANCED DUNGEONS & DRAGONS, AD&D, FORGOTTEN REALMS and DRAGONLANCE are trademarks owned by and used under license from TSR, Inc.
©1988 TSR, Inc. ©1988 Strategic Simulations, Inc. All rights reserved.



How To Order: Visit your retailer or call 1-800-245-4525. To receive SSI's complete product catalog, please send \$1.00 to: Strategic Simulations, Inc., 1046 N. Rengstorff Avenue, Mountain View, CA 94043.

STRATEGIC SIMULATIONS, INC.

European Rush Hour

Accolade's Grand Prix Circuit is the Formula One racing simulation that whisks you to an exclusive world of power, passion



and performance.

You'll race for the world-renowned teams of McLaren, Ferrari, and Williams on the greatest Grand Prix courses.

Slither through the curves of glamorous Monaco. Blast down the straightaways of Germany. Snarl through the tunnels of



Japan. Compete against a diverse corps of international rivals who seek the same prize—the title of World Driving Champion.

Uninhibited speed. Unchained exhilaration. It can only be found on The Grand Prix Circuit.

How to order: Visit your favorite retailer or call 800-245-7744 (In Colorado, call 303-352-6800).

ACCOLADE™
The best in entertainment software.™

From the people who brought
you Test Drive.™