

THE Print Shop COMPANION

COMMODORE REFERENCE CARD

For quick reference, this card shows each of the 12 fonts, 50 borders, 20 bonus graphics and 24 numeric graphics available on The Print Shop Companion. We have provided two Print Shop Companion versions, one on each side of the disk. Each version is specifically designed to accommodate differences among the printers compatible with Commodore computers. (If you are using a VIC-1525, MPS-801 or 803 printer, the borders, graphics and fonts shown on this card will print out slightly differently.)

Using Fonts and Borders:

After you have updated your original Print Shop disk using The Print Shop Companion's "Setup" utility, you may use these fonts and borders "as is" in any of your Print Shop projects. Simply select FROM OTHER DISK when making font and border selections with The Print Shop, then use the appropriate side of the Companion disk as the "Other Disk." You may also customize these fonts and borders using the Companion's Font and Border Editors. Enjoy!

Fonts:

ABCDEFGHIJKLMNOPQRSTUVWXYZ

0123456789 BALLOON

ABCDEFGHIJKLMNOPQRSTUVWXYZ 0123456789 OHIO

ABCDEFGHIJKLMNOPQRSTUVWXYZ 0123466789 PLATFORM

ABCDEFGHIJKLMNOPQRSTUVWXYZ 0123456789 DECO

ABCDEFGHIJKLMNOPQRSTUVWXYZ 0123456789 ANGLE

abcdefghijklmnopqrstuvwxyz 0123456789 LOWER CASE

ABCDEFGHIJKLMNOPQRSTUVWXYZ 0123456789 ORIENT

ABCDEFGHIJKLMNOPQRSTUVWXYZ 0123456789 CABARET

ABCDEFGHIJKLMNOPQRSTUVWXYZ 0123456789 GATSBY

ABCDEFGHIJKLMNOPQRSTUVWXYZ 0123456789 SALOON

ABCDEFGHIJKLMNOPQRSTUVWXYZ 0123456789 SANDWICH

ABCDEFGHIJKLMNOPQRSTUVWXYZ 0123456789 REPORTER

Bonus Graphics:

As a special bonus, The Print Shop Companion includes this gallery of graphics showing off your favorite Brøderbund characters. To use these graphics with your original Print Shop, simply use the Companion as you would any Print Shop data disk by highlighting FROM OTHER DISK. You may also use these graphics with the Companion's Graphic Editor+ or Calendar feature by highlighting FROM COMPANION DISK.




CROWNS



TILT



SPARECHANGE



GUMBALL



AE



THIEF



CROOK



LODE



KARATEKA



MARIKO



AKUMA



GOODNIGHT



TRUCK



BLAM



SKULL



DROLBOY



CHOPLIFTER



SCREENMAGIC



PRINTER



DAZZLE EYE

Numbers


0	1	2	3	4	5	6	7	8	9
L0	L1	L2	L3	L4	L5	L6	L7	L8	L9
R0	R1	R2	R3	R4	R5	R6	R7	R8	R9

<u>ST</u>	<u>ND</u>	<u>RD</u>	<u>TH</u>
ST	ND	RD	TH

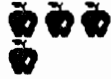
Using Numeric Graphics:

To create one or two digit number graphics, use the new Graphic Editor+ to "Get"—and superimpose—the numeric "building blocks" included on the disk. Graphics for the left (i.e. "tens") digit are named L0, L1, L2, etc. Graphics for the right (i.e. "ones") digit are named R0, R1, R2, etc. You may also "Get" and superimpose an ordinal ending: ST, ND, RD or TH. When you have constructed (and/or modified) the number graphic you want, "Save" it onto a data disk for use in any of your Print Shop creations.

Borders:



ANCHORS



APPLES



BORDER1



BORDER2



BORDER3



BORDER4



BOXES



BOXES2



BULB



BUTTERFLY



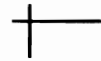
CANDY



CLOWN



COMPUTERS



CROSSED EDGE



CUBES




DIAMONDS




DIAMONDS2



EMBLEM




FEET



FLIES



FLORAL



GRAPES



HAPPY



HEARTS



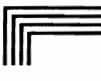
HI



LACE



LFRAME



LINES



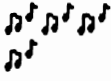
LINK



MIST



MUSHROOMS



NOTES



ORCHIDS



OVALS



PAWS



PENCILS



PINWHEEL



RIBBON



ROUND



ROUND2



SANTAS



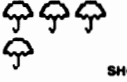
SHAMROCKS



SHELLS



SHIELDS



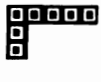
SHOWER



STARFISH



TENNIS



TILE



WEAVE



WEAVE2